

Point-Normal Subdivision Curves and Surfaces

Xunnian Yang

School of mathematical sciences, Zhejiang University, Hangzhou 310058, China

Abstract

This paper proposes to generalize linear subdivision schemes to nonlinear subdivision schemes for curve and surface modeling by refining vertex positions together with refinement of unit control normals at the vertices. For each round of subdivision, new control normals are obtained by projections of linearly subdivided normals onto unit circle or sphere while new vertex positions are obtained by updating linearly subdivided vertices along the directions of the newly subdivided normals. Particularly, the new position of each linearly subdivided vertex is computed by weighted averages of end points of circular or helical arcs that interpolate the positions and normals at the old vertices at one ends and the newly subdivided normal at the other ends. The main features of the proposed subdivision schemes are three folds: (1) The point-normal (PN) subdivision schemes can reproduce circles, circular cylinders and spheres using control points and control normals; (2) PN subdivision schemes generalized from convergent linear subdivision schemes converge and can have the same smoothness orders as the linear schemes; (3) PN C^2 subdivision schemes generalizing linear subdivision schemes that generate C^2 subdivision surfaces with flat extraordinary points can generate visually C^2 subdivision surfaces with non-flat extraordinary points. Experimental examples have been given to show the effectiveness of the proposed techniques for curve and surface modeling.

Keywords: nonlinear subdivision, PN subdivision schemes, preserving of geometric primitives, C^2 subdivision surfaces

1. Introduction

Subdivision curves and surfaces are recursively generated free-form curves and surfaces from coarse polygons or rough initial meshes with arbitrary topology. Due to their flexibility for shape representation and easiness to implement, subdivision curves and surfaces have become powerful tools for geometric modeling and computer graphics (DeRose et al., 1998; Dyn and Levin, 2002). This paper proposes a class of nonlinear subdivision schemes that generalize linear subdivision schemes for curve and surface modeling.

1.1. Related work

A large number of subdivision schemes used for geometric modeling are linear schemes. The subdivision algorithms presented by Chaikin (1974), Catmull and Clark (1978), Doo and Sabin (1978), Loop (1987), or Lane and Riesenfeld (1980), etc. are subdivision schemes generalizing uniform B-spline curves or surfaces. The schemes presented in (Sederberg et al., 1998; Cashman et al., 2009) are the generalizations of non-uniform B-spline curves and surfaces. The interpolatory subdivision schemes such as the 4-point scheme (Dyn et al., 1987), the butterfly scheme (Dyn et al., 1990; Zorin et al., 1996) and the Kobbelt scheme (Kobbelt, 1996), etc. are actually fractals. The linear non-stationary subdivision schemes have level dependent masks and they can be used to generate curves and surfaces defined in non-polynomial spaces (Fang et al., 2014; Conti and Dyn, 2021). Particularly, conics and rotational surfaces defined by trigonometric functions can be modelled by non-stationary subdivision schemes from regular control polygons or control meshes (Morin et al., 2001).

Email address: yxn@zju.edu.cn (Xunnian Yang)

Nonlinear subdivision schemes include manifold valued subdivision and geometric subdivision. Linear subdivision schemes can be adapted to manifold valued subdivision by using geodesic averaging rules on manifolds, exponential map or by projection of linearly subdivided points onto surfaces (Wallner and Dyn, 2005). If the input data are scalars, the original data can be subdivided by nonlinear averaging (Schaefer et al., 2008). Newly subdivided vertices by geometric schemes for curve or surface modeling are computed by estimation of local geometric quantities like turning angles (Dyn and Hormann, 2012), tangent lines (Yang, 2006), osculating circles (Sabin and Dodgson, 2005; Chalmovianský and Jüttler, 2007), or fitting Clothoids (Reif and Weinmann, 2021), etc. These schemes can preserve circles or Clothoids and can generate tangent continuous curves for general data. By replacing the linear averaging steps of recursive subdivision schemes with circle averaging, visually smooth subdivision curves and surfaces can be generated (Cashman et al., 2013; Lipovetsky and Dyn, 2016, 2020). Though the recursive circle averaging schemes are promising for fair curve and surface modeling, the convergence and smoothness analysis of the schemes are not available.

Popular subdivision schemes such as Catmull-Clark subdivision and Loop subdivision have only C^1 continuity at the extraordinary points. This is not enough for fair shape design. Prautzsch and Umlauf (1998) first proposed to improve the smoothness orders of Catmull-Clark subdivision at extraordinary points by tuning the eigenvalues of subdivision matrices. The modified Catmull-Clark subdivision scheme generates C^2 subdivision surfaces with forced zero curvature at the extraordinary points. Levin (2006) proposed to update Catmull-Clark subdivision surfaces by blending with lower order polynomial patches near the extraordinary points. Similarly, Zorin (2006) proposed to blend Loop subdivision surfaces with parametric patches to achieve C^2 continuity at the extraordinary points. When a control mesh owns polar configuration, polar subdivision can be employed to generate C^2 subdivision surfaces (Myles and Peters, 2009). Even though these pioneering algorithms work well under some situations, searching for a C^2 surface subdivision algorithm that is easy to implement and capable of generating perfect shape is still the “holy grail” for geometric modeling (Reif and Sabin, 2019).

1.2. Our approach

We propose point-normal (PN) subdivision schemes for curve and surface modeling by generalizing traditional linear subdivision schemes. In addition to control points within initial control polygons or control meshes, we assume unit control normals are also given at all or partial control points. Unlike previous approaches that use control normals to compute initial matrix weights for matrix weighted rational subdivision (Yang, 2016) or compute refined points and normals from point-normal pairs (Lipovetsky and Dyn, 2020), we project the linearly subdivided normals onto unit circle or sphere and update the linearly subdivided vertices along the newly subdivided normals by weighted averages of the end points of circular or helical arcs that interpolate the subdivided normals at one ends as well as the old points and normals at the other ends.

The PN subdivision schemes can reproduce circles, circular cylinders or spheres when the initial control points and control normals are sampled from those geometric primitives, even with uneven sampling. This type of nonlinear subdivision can reduce to traditional linear subdivision when the control normals vanish or equal the same vector. We prove that the convergence and smoothness orders of univariate PN subdivision schemes as well as the convergence and C^1 smoothness of bivariate PN subdivision schemes at the extraordinary points are the same as the corresponding linear subdivision schemes. Therefore, the proposed nonlinear subdivision can guarantee high orders of smoothness when the linear subdivision scheme does. We have also generalized the modified Catmull-Clark subdivision scheme that generates C^2 subdivision surfaces with flat extraordinary points to PN modified Catmull-Clark subdivision scheme. It is observed that the PN C^2 subdivision surfaces are curvature continuous too, but the curvatures at the extraordinary points can be no longer vanishing.

Briefly, the main contributions of the paper are as follows:

- We propose a class of nonlinear subdivision schemes by generalizing linear subdivision schemes. The new subdivision schemes permit shape control using control points and control normals and they can reproduce classical geometric primitives like circles, cylinders and spheres.
- The proposed nonlinear subdivision schemes have solid theoretical foundations. It is proved that the convergence and high orders of smoothness of univariate PN subdivision schemes as well as the C^1 smoothness of bivariate PN subdivision at the extraordinary points are the same as the linear schemes.

- PN subdivision schemes can be simple solutions to modeling fair C^2 subdivision surfaces. Particularly, the PN subdivision schemes generalizing linear schemes that generate C^2 subdivision surfaces with flat extraordinary points can generate visually C^2 subdivision surfaces with non-flat extraordinary points.

1.3. Outline

The paper is organized as follows. In Section 2 we review some basic results of binary subdivision and we present new subdivision schemes in Section 3. Section 4 is devoted to the theoretical analysis of convergence and smoothness of the proposed subdivision schemes. We further construct PN C^2 subdivision surfaces in Section 5. We present several modeling examples by the proposed schemes in Section 6 as well as some discussions in Section 7. Section 8 concludes the paper with a brief summary.

2. Preliminaries and notations

This section review some basic results about binary linear or nonlinear subdivision which form preliminaries of our proposed new subdivision schemes. Notations are introduced simultaneously.

2.1. Univariate binary subdivision

Assume $\{\mathbf{p}_i^0 : i \in \mathbb{Z}\}$ are a sequence of points in 2D or 3D space, the binary subdivision of the polygon defined by the given points with mask $\mathbf{a} = \{a_i : i \in \mathbb{Z}\}$ is as follows

$$\mathbf{p}_i^{k+1} = \sum_{j \in \mathbb{Z}} a_{i-2j} \mathbf{p}_j^k, \quad i \in \mathbb{Z}. \quad (1)$$

Assume

$$P^k = (\cdots; \mathbf{p}_{j-1}^k; \mathbf{p}_j^k; \mathbf{p}_{j+1}^k; \cdots)$$

be a column of points \mathbf{p}_j^k , $j \in \mathbb{Z}$. Note that the symbol $(\mathbf{p}_a, \mathbf{p}_b, \mathbf{p}_c)$ represents a row of elements \mathbf{p}_a , \mathbf{p}_b and \mathbf{p}_c . We use $(\mathbf{p}_a, \mathbf{p}_b, \mathbf{p}_c)^{\top blk} := (\mathbf{p}_a; \mathbf{p}_b; \mathbf{p}_c)$ to denote the transpose of a matrix in terms of block elements in the following text. The conventional transpose of a vector or matrix \mathbf{V} is represented by \mathbf{V}^\top .

Let

$$S_a = \begin{pmatrix} \cdots & \cdots & \cdots & \cdots & \cdots \\ \cdots & a_{i-1-2(j-1)} & a_{i-1-2j} & a_{i-1-2(j+1)} & \cdots \\ \cdots & a_{i-2(j-1)} & a_{i-2j} & a_{i-2(j+1)} & \cdots \\ \cdots & a_{i+1-2(j-1)} & a_{i+1-2j} & a_{i+1-2(j+1)} & \cdots \\ \cdots & \cdots & \cdots & \cdots & \cdots \end{pmatrix}$$

be a bi-infinite matrix. Then Equation (1) can be reformulated in matrix form as

$$P^{k+1} = S_a P^k. \quad (2)$$

Particularly, $\mathbf{p}_i^{k+1} = (S_a)_i P^k$, where $(S_a)_i$ represents the i th row of the matrix S_a . It is always assumed that the mask \mathbf{a} has a limited support for subdivision curve or surface modeling. This just implies that each row of matrix S_a has a limited number of non-zero elements.

The symbol of subdivision scheme S_a with mask \mathbf{a} is given by $a(z) = \sum_{i \in \mathbb{Z}} a_i z^i$. A necessary condition for the convergence of the subdivision scheme S_a is that the mask should satisfy $\sum_j a_{2j} = \sum_j a_{2j+1} = 1$. See Theorem 1 in (Dyn, 2002). Since $a(1) = 2$ and $a(-1) = 0$, the symbol can be factorized into

$$a(z) = (1+z)q(z).$$

Let $\Delta P^k = \{\Delta \mathbf{p}_i^k = \mathbf{p}_i^k - \mathbf{p}_{i-1}^k : i \in \mathbb{Z}\}$. From Theorem 2 in (Dyn, 2002) we know that

$$\Delta P^{k+1} = \Delta(S_a P^k) = S_q \Delta P^k.$$

Let $\Delta(S_a)_i = (S_a)_i - (S_a)_{i-1}$. The elements within ΔP^{k+1} are computed by

$$\Delta \mathbf{p}_i^{k+1} = \Delta(S_a)_i P^k = (S_q)_i \Delta P^k, \quad i \in \mathbb{Z}.$$

Assume $P^k(t)$ be a piecewise linear curve that interpolates points \mathbf{p}_i^k at knots $2^{-k}i$ for $i \in \mathbb{Z}$. If the sequence of curves $\{P^k(t), k \in \mathbb{Z}_+\}$ converge uniformly to a limit curve $P(t)$ as k approaches infinity, the curve $P(t)$ is continuous. Then, the subdivision scheme S_a is convergent and denoted as $S_a \in C^0$. On the other hand, if $\Delta P^{k+1} = S_q \Delta P^k$ tends to zero as k approaches infinity, it means that the scheme S_q is contractive. It is shown (Theorem 3 in (Dyn, 2002)) that the subdivision scheme S_a converges if and only if the scheme S_q is contractive. For algorithm details on checking whether the scheme S_q is contractive, we refer the readers to (Dyn, 2002).

Besides convergence, higher orders of smoothness of a subdivision curve can also be checked by using the symbol $a(z)$ of the scheme. If $a(z) = \frac{(1+z)^m}{2^m} b(z)$, the m th order differences of P^k can be computed by

$$\frac{\Delta^m P^k}{(2^{-k})^m} = \frac{\Delta^m S_a P^{k-1}}{(2^{-k})^m} = S_b \frac{\Delta^m P^{k-1}}{(2^{-(k-1)})^m}, \quad (3)$$

where $\Delta^m = \Delta(\Delta^{m-1})$ is defined recursively. From the representation $\Delta^m S_a = (\cdots; \Delta^m(S_a)_{i-1}; \Delta^m(S_a)_i; \Delta^m(S_a)_{i+1}; \cdots)$, we know that the two operators used to compute the differences of subdivided vertices from old ones by Equation (3) satisfy

$$\Delta^m(S_a)_i = \frac{(S_b)_i}{2^m} \Delta^m. \quad (4)$$

From Theorem 4 in (Dyn, 2002) we know that the subdivision scheme $S_a \in C^m$ when S_b is convergent. Particularly, the m th order derivative of the limit curve $P(t)$ at each dyadic point is obtained as

$$\lim_{\substack{k \rightarrow \infty \\ k > l}} \left(\frac{\Delta^m P^k}{(2^{-k})^m} \right)_{i2^{k-l}} = P^{(m)}(i2^{-l}).$$

It is also known that a C^m continuous subdivision curve has Hölder regularity of $C^{m+\alpha}$, where $0 < \alpha \leq 1$. How to compute the Hölder regularity has been discussed in (Rioul, 1992; Dyn and Levin, 2002; Hormann and Sabin, 2008). If the subdivision scheme $S_a \in C^m$, the differences of the subdivided points satisfy

$$\left\| \frac{\Delta^m \mathbf{p}_i^k}{2^{-km}} - \frac{\Delta^m \mathbf{p}_{i-1}^k}{2^{-km}} \right\| < c_0 2^{-k\alpha} \quad (5)$$

where $\|\cdot\|$ represents the Euclidean norm of a vector and c_0 is a constant. We denote the norm of a point sequence or a difference sequence within this paper as follows

$$\left\| \frac{\Delta^m P^k}{(2^{-k})^m} \right\|_\infty = \sup_{i \in \mathbb{Z}} \left\{ \left\| \frac{\Delta^m \mathbf{p}_i^k}{2^{-km}} \right\| \right\}.$$

In contrast to stationary subdivision that has a fixed mask during the whole subdivision process, the mask can also be level dependent or even position dependent when a non-stationary or non-uniform subdivision curve is generated. Assume that $\mathbf{a}_k = \{a_i^k : i \in \mathbb{Z}\}_{k \in \mathbb{Z}_+}$, the points refined by the non-stationary subdivision scheme is obtained as

$$P^{k+1} = S_{\mathbf{a}_k} P^k.$$

Dyn and Levin (1995) first proposed the *asymptotically equivalent* theory for analyzing the convergence and smoothness of non-stationary subdivision schemes by comparing with the stationary ones. The subdivision scheme $S_{\{\mathbf{a}_k\}}$ is asymptotically equivalent with S_a , if

$$\sum_{k \in \mathbb{Z}_+} \|S_{\mathbf{a}_k} - S_a\|_\infty < \infty,$$

where $\|S_{\mathbf{a}_k} - S_a\|_\infty = \max_{i \in \{0,1\}} \sum_{j \in \mathbb{Z}} |a_{i-2j}^k - a_{i-2j}|$. If $S_{\{\mathbf{a}_k\}}$ is asymptotically equivalent with S_a , it is denoted as $S_{\{\mathbf{a}_k\}} \approx S_a$. Furthermore, the subdivision scheme $S_{\{\mathbf{a}_k\}}$ is termed *stable* if there exists a constant $K_a > 0$ such that for all $k, n \in \mathbb{Z}_+$,

$$\|S_{\mathbf{a}_{k+n}} \cdots S_{\mathbf{a}_{k+1}} S_{\mathbf{a}_k}\|_\infty < K_a.$$

Proposition 2.1. (Theorem 7b in (Dyn and Levin, 1995)) If $S_{\{a_k\}} \approx S_a$, where S_a is a C^0 stationary binary subdivision scheme with a finitely supported mask, then $S_{\{a_k\}}$ is C^0 and stable.

Though asymptotical equivalence is useful for convergence analysis of non-stationary or even nonlinear subdivision, but it is too restrictive for smoothness analysis of general non-stationary or nonlinear subdivision. Instead, the following proposition serves as a basic tool for such purposes.

Proposition 2.2. (Proposition 3.1 in (Dyn et al., 2014)) Let $S_{\{a_k\}}$ be a linear and stable (C^0) subdivision scheme. Let $\{\varepsilon^k\}_{k \in \mathbb{Z}_+}$ be a sequence of sequences, $\varepsilon^k = \{\varepsilon_j^k\}_{j \in \mathbb{Z}}$, satisfying

$$\sum_{k=1}^{\infty} \|\varepsilon^k\|_{\infty} < +\infty.$$

Then, the perturbed subdivision scheme

$$f^k = S_{a_k} f^{k-1} + \varepsilon^k, \quad k = 1, 2, \dots$$

converges to a C^0 limit for any initial data $f^0 \in l^\infty(\mathbb{Z})$.

Propositions 2.1 and 2.2 together with Equation (3) and Equation (4) will be used as basic tools for the convergence and smoothness analysis of univariate PN subdivision schemes in Section 4.1.

2.2. Subdivision surfaces with extraordinary vertices

Bivariate subdivision schemes defined on regular quad meshes or regular triangulations can have symbol $a(z) = a(z_1, z_2)$. In particular, if $a(z_1, z_2)$ have factors like $(1 + z_1)^m$ or $(1 + z_2)^m$, etc., the convergence and smoothness of bivariate subdivision on regular meshes can be analyzed using the same technique as that for univariate subdivision. See references (Cavaretta et al., 1991; Dyn and Levin, 2002) for more details on this topic. On the other hand, convergence and smoothness of subdivision surfaces at extraordinary vertices have to be analyzed in a different way.

Vertices of valence not equal to 4 within a quad mesh and vertices of valence not equal to 6 within a triangular mesh are extraordinary vertices. While stationary subdivision surfaces with regular control meshes are actually spline surfaces defined by control points and refinable basis functions, the subdivision surface near an extraordinary vertex is just composed of a sequence of ring splines (Reif, 1995). We take similar notations as used in (Peters and Reif, 2008). Assume $Q = (\mathbf{q}_0; \dots; \mathbf{q}_l)$ be a set of control points surrounding an isolated extraordinary vertex of valence n . Let

$$\Sigma^0 := [0, 1]^2 \setminus [0, 1/2)^2, \quad \Sigma^m := 2^{-m} \Sigma^0, \quad \mathbf{S}_n^m := \Sigma^m \times \mathbb{Z}_n, \quad m \in \mathbb{N}_0,$$

with \mathbb{Z}_n the integers modulo n . Then the surface ring \mathbf{x}_m is a parametric surface defined on domain \mathbf{S}_n^m and the whole domain for the subdivision surface near the extraordinary vertex is

$$\mathbf{S}_n = \bigcup_{m \in \mathbb{N}_0} \mathbf{S}_n^m \cup \{\mathbf{0}\}.$$

Let $G := (g_0, \dots, g_{\bar{l}})$, where $g_l \in C^k(\mathbf{S}_n^0, \mathbb{R})$, $l = 0, \dots, \bar{l}$, are a set of scalar valued generating functions (see Definition 4.9 in (Peters and Reif, 2008)) that form a partition of unity,

$$\sum_{l=0}^{\bar{l}} g_l(\mathbf{s}) = 1, \quad \mathbf{s} \in \mathbf{S}_n^0.$$

The surface ring $\mathbf{x}_0(\mathbf{s})$ is then represented as

$$\mathbf{x}_0(\mathbf{s}) = \sum_{l=0}^{\bar{l}} g_l(\mathbf{s}) \mathbf{q}_l = G(\mathbf{s})Q.$$

Let $S = (s_{ij})_{0 \leq i, j \leq \bar{l}}$ be a subdivision matrix with all rows summing up to 1. The control points for the m th surface ring are obtained as $Q_m = S Q_{m-1} = \dots = S^m Q$ and the surface ring is

$$\mathbf{x}_m(\mathbf{s}) = G(2^m \mathbf{s}) Q_m = G(2^m \mathbf{s}) S^m Q. \quad (6)$$

When the surface rings $\{\mathbf{x}_m\}_{m \in \mathbb{N}_0}$ converge to a limit point, the subdivision surface converges at the extraordinary point. If the normal vectors of the surface rings also converge to a limit vector, the subdivision surface is normal continuous at the limit point (Doo and Sabin, 1978; Reif, 1995).

Most popular linear subdivision algorithms for surface modeling are *standard algorithms* of each the subdivision matrix S has eigenvalues

$$\lambda_0 = 1 > \lambda_1 = \lambda_2 > |\lambda_3| \geq \dots$$

Assume the right eigenvectors of the matrix S are v_i , $i = 0, 1, \dots, \bar{l}$, and the left ones are w_i^\top , $i = 0, 1, \dots, \bar{l}$. Then the matrix S can be decomposed as $S = VJV^{-1}$, where $V = (v_0, v_1, \dots, v_{\bar{l}})$, $V^{-1} = (w_0^\top; w_1^\top; \dots; w_{\bar{l}}^\top)$ and J is the Jordan matrix in terms of the eigenvalues. Since each row of the matrix S sums up to one, the eigenvector corresponding to $\lambda_0 = 1$ is $v_0 = \mathbb{1} := (1; 1; \dots; 1)$.

Let $\lambda = \lambda_1 = \lambda_2$, $F = GV = (f_0, f_1, f_2, \dots)$ and $P = V^{-1}Q = (\mathbf{p}_0; \mathbf{p}_1; \mathbf{p}_2; \dots)$. In particular, we have $f_0 = Gv_0 = 1$, $f_i = Gv_i$, $i = 1, 2$, and $\mathbf{p}_i = w_i^\top Q$, $i = 0, 1, 2$. Since $\lambda < 1$, by reformulating \mathbf{x}_m as

$$\mathbf{x}_m = GS^m Q = GVJ^m V^{-1}Q = FJ^m P,$$

the surface ring can be asymptotically expanded as

$$\mathbf{x}_m \cong \mathbf{p}_0 + \lambda^m(f_1 \mathbf{p}_1 + f_2 \mathbf{p}_2) = \mathbf{p}_0 + \lambda^m \Psi(\mathbf{p}_1; \mathbf{p}_2), \quad (7)$$

where $\Psi = (f_1, f_2)$ is the characteristic ring (Reif, 1995). From Equation (7), it is known that the surface rings converge to a central point as

$$\lim_{m \rightarrow +\infty} \mathbf{x}_m = \mathbf{p}_0.$$

By the eigen-decomposition above, one also has

$$\lim_{m \rightarrow +\infty} S^m Q = \lim_{m \rightarrow +\infty} VJ^m P = \mathbf{p}_0 \mathbb{1}. \quad (8)$$

Let ${}^\times D\Psi = D_1 f_1 D_2 f_2 - D_2 f_1 D_1 f_2$ be the Jacobian determinant of the characteristic ring. The characteristic ring Ψ is regular when the sign of ${}^\times D\Psi$ does not change nor vanishes.

For almost all initial control nets, the control points around an extraordinary vertex may not lie on a line or degenerate to one point, it is then assumed that \mathbf{p}_1 and \mathbf{p}_2 within Equation (7) are linear independent. Based on this assumption, the normal vector at the central point \mathbf{p}_0 will be defined and the subdivision surface can be normal continuous at the central point.

Proposition 2.3. (Theorem 5.6 in (Peters and Reif, 2008)) *A standard algorithm with characteristic ring Ψ is normal continuous with central normal*

$$\mathbf{n}^c = \text{sign}({}^\times D\Psi) \frac{\mathbf{p}_1 \times \mathbf{p}_2}{\|\mathbf{p}_1 \times \mathbf{p}_2\|},$$

if Ψ is regular.

Besides normal continuity, a subdivision surface can have even higher orders of smoothness at the extraordinary points (Prautzsch, 1998). In particular, the G^2 (also C^2 by reparameterization) continuity at the extraordinary points can be guaranteed when the subdivision matrix S satisfies the following condition.

Proposition 2.4. (Theorem 2.1 in (Prautzsch and Umlauf, 1998)) *Let $1, \lambda, \lambda, \mu, \dots, \zeta$ be all the (possibly complex) eigenvalues of S where $1 > |\lambda| > |\mu| \geq \dots \geq |\zeta|$ and assume two eigenvectors \mathbf{c} and \mathbf{d} associated with λ . If the first surface ring of the net given by $[\mathbf{c}_1 \dots \mathbf{c}_m]^\top = [\mathbf{c} \mathbf{d}]^\top$ is regular without self-intersections and*

$$|\lambda|^k > |\mu|, \quad k = 1, 2,$$

then the limiting surface is a G^k -surface for almost all initial nets N_0 .

As will be given in Section 4.2, we analyze the smoothness of a PN subdivision surface at an extraordinary point by comparing with a sequence of linear subdivision surfaces. By computing the central normal vector for every linear subdivision surface, the normal vector at the central point of the PN subdivision surface will be obtained and the normal continuity of the PN subdivision surface will be proved. Proposition 2.4 plays key roles for constructing C^2 subdivision surfaces as well as PN C^2 subdivision surfaces with arbitrary topology control meshes in Section 5.

2.3. Binary subdivision on sphere

Subdivision of points on a circle or sphere can be used to construct smooth normal fields and have been applied successfully for rendering or animation purposes (Alexa and Boubekeur, 2008; Wallner and Pottmann, 2006). In this paper we study nonlinear subdivision schemes for curve and surface modeling along with construction of smooth normal fields by subdivision.

Though linear subdivision schemes can be adapted to data on sphere in several different ways, the projection method composed of linear subdivision followed by a normalization step is one simple but efficient method. Assume $\{\mathbf{n}_i^0 : i \in \mathbb{Z}\}$ are points lying on a unit circle or sphere, the subdivided points are computed by

$$\mathbf{n}_i^{k+1} = \frac{\sum_{j \in \mathbb{Z}} a_{i-2j} \mathbf{n}_j^k}{\|\sum_{j \in \mathbb{Z}} a_{i-2j} \mathbf{n}_j^k\|}, \quad i \in \mathbb{Z}.$$

We assume that the input points on the circle or sphere is locally dense enough such that the denominator does not vanish.

The convergence and C^1 continuity of manifold valued subdivision can be analyzed by proximity (Wallner and Dyn, 2005). Xie and Yu (2007) showed that the projection based univariate interpolatory subdivision on a sphere have the same smoothness orders as well as the same Hölder regularity as that for linear subdivision while Grohs (2009) proved the smoothness equivalence between the projection based univariate approximate subdivision on sphere and the linear subdivision. Assume the linear subdivision scheme $S_a \in C^m$ and has the Hölder regularity $C^{m+\alpha}$, where $0 < \alpha \leq 1$. Then the subdivision curve $\mathbf{n}(t)$ on sphere has maximum m th order of continuous derivatives. Similar to Equation (5), the differences of subdivided points on sphere satisfy

$$\left\| \frac{\Delta^m \mathbf{n}_i^k}{2^{-km}} - \frac{\Delta^m \mathbf{n}_{i-1}^k}{2^{-km}} \right\| < c_1 2^{-k\alpha}, \quad (9)$$

where c_1 is a constant.

Besides the univariate subdivision on sphere, linear subdivision schemes for regular or irregular meshes can also be adapted to meshes on sphere. In particular, we have to pay much attention to convergence and smoothness of subdivision near extraordinary vertices. Assume $N = [\mathbf{n}_0; \dots; \mathbf{n}_{\bar{l}}]$ be a set of points surrounding an isolated extraordinary vertex of valence n on sphere and $S = (s_{ij})_{0 \leq i, j \leq \bar{l}}$ be the subdivision matrix as in Equation (6). Then the points on sphere are refined recursively as follows

$$\mathbf{n}_i^{k+1} = \frac{\sum_{j=0}^{\bar{l}} s_{ij} \mathbf{n}_j^k}{\|\sum_{j=0}^{\bar{l}} s_{ij} \mathbf{n}_j^k\|}, \quad i = 0, 1, \dots, \bar{l}. \quad (10)$$

Weinmann (2010) has shown that the manifold valued subdivision on irregular meshes converges and the limit function is C^1 continuous in the vicinity of an extraordinary point over Reif's characteristic parametrization. We modify Proposition 2.7 in (Weinmann, 2010) for distance estimation between subdivided points near an extraordinary vertex on sphere, which will be used for convergence and smoothness analysis for our newly proposed nonlinear subdivision scheme for irregular meshes.

Proposition 2.5. *Let $S = (s_{ij})_{0 \leq i, j \leq \bar{l}}$ be a standard subdivision matrix. Assume \mathbf{n}_j^0 , $j = 0, 1, \dots, \bar{l}$, are unit normals corresponding to vertices in the vicinity of an extraordinary vertex on an irregular mesh, and \mathbf{n}_j^k , $j = 0, 1, \dots, \bar{l}$, $k \in \mathbb{N}$, are given by Equation (10). There exist constants $c_2 > 0$, $0 < \gamma < 1$, such that*

$$\|\mathbf{n}_j^k - \mathbf{n}_l^k\| \leq c_2 \gamma^k, \quad j, l \in \{0, 1, \dots, \bar{l}\}.$$

We generalize linear subdivision schemes that only refine polygon or mesh vertices to point-normal subdivision schemes that refine polygon or mesh vertices along with the refinement of unit control normals at the vertices. Some basic geometric properties of PN subdivision schemes will be given.

3.1. The PN subdivision schemes

Assume $\mathbf{a} = \{a_i : i \in \mathbb{Z}^s\}$ is the mask for univariate ($s = 1$) or bivariate ($s = 2$) linear subdivision on regular meshes. Let $\{(\mathbf{p}_i^0, \mathbf{n}_i^0) : i \in \mathbb{Z}^s\}$ be the initial control points and unit control normals on a polygon or a regular mesh. The polygon or the mesh with initial control normals is subdivided as follows

$$\begin{cases} \mathbf{q}_i^{k+1} &= \sum_{j \in \mathbb{Z}^s} a_{i-2j} \mathbf{p}_j^k, \\ \mathbf{n}_i^{k+1} &= \frac{\sum_{j \in \mathbb{Z}^s} a_{i-2j} \mathbf{n}_j^k}{\|\sum_{j \in \mathbb{Z}^s} a_{i-2j} \mathbf{n}_j^k\|}, \\ \mathbf{p}_i^{k+1} &= \mathbf{q}_i^{k+1} + \sum_{j \in \mathbb{Z}^s} a_{i-2j} h_{ij}^k \mathbf{n}_i^{k+1}, \end{cases} \quad i \in \mathbb{Z}^s, \quad (11)$$

where

$$h_{ij}^k = \frac{(\mathbf{n}_j^k + \mathbf{n}_i^{k+1})^\top (\mathbf{p}_j^k - \mathbf{q}_i^{k+1})}{(\mathbf{n}_j^k + \mathbf{n}_i^{k+1})^\top \mathbf{n}_i^{k+1}}.$$

Besides uniform binary subdivision on regular meshes, any other linear subdivision schemes on regular or irregular control meshes can also be extended to PN subdivision. Replacing a_{i-2j} within Equation (11) with s_{ij} , $i, j \in \{0, 1, \dots, \bar{l}\}$, which are originally given in Equation (6), we obtain PN subdivision schemes for irregular meshes surrounding extraordinary vertices or extraordinary faces. The new subdivision schemes are referred as PN-4-point, PN-Catmull-Clark, PN-Butterfly, etc. when they are generalized from traditional linear subdivision schemes 4-point, Catmull-Clark, Butterfly, etc.

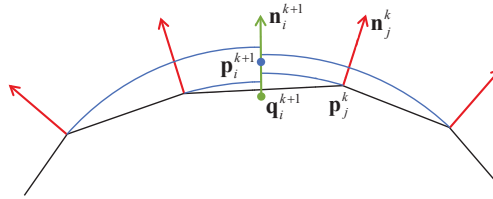


Figure 1: Geometric interpretation of the PN subdivision scheme.

Figure 1 illustrates how a newly subdivided point is computed by a PN subdivision scheme. When a linear subdivided point \mathbf{q}_i^{k+1} and a unit vector \mathbf{n}_i^{k+1} are computed, a line L that passes through point \mathbf{q}_i^{k+1} in the direction \mathbf{n}_i^{k+1} is obtained. Then a height h_{ij}^k from \mathbf{q}_i^{k+1} along the line L is derived based on the assumption that a circular or helical arc interpolates points \mathbf{p}_j^k and $\mathbf{q}_i^{k+1} + h_{ij}^k \mathbf{n}_i^{k+1}$ as well as the normal vectors \mathbf{n}_j^k and \mathbf{n}_i^{k+1} at the two points. The interpolating curve is a circular arc when points \mathbf{p}_j^k , \mathbf{q}_i^{k+1} and vectors \mathbf{n}_j^k , \mathbf{n}_i^{k+1} lie on the same plane; otherwise, the interpolating curve is a helix segment on a circular cylinder that passes through point \mathbf{p}_j^k and be perpendicular to normals \mathbf{n}_j^k and \mathbf{n}_i^{k+1} at the two ends. The weighted average of the arc end points lying on the line L gives the final new point \mathbf{p}_i^{k+1} .

We note that selected initial control normals or a linearly subdivided normal can vanish. If a linearly subdivided normal is a zero vector, it will not be normalized and the new vertex computed by Equation (11) is just the linearly subdivided vertex. Even if a newly subdivided normal \mathbf{n}_i^{k+1} does not vanish, it may have opposite direction with an old control normal \mathbf{n}_i^j and the updating height h_{ij}^{k+1} within Equation (11) will not be defined. If this is the case, one can just perturb the normal vector \mathbf{n}_i^{k+1} into e.g. $2\mathbf{n}_i^{k+1}$ within the formula for computing the height h_{ij}^{k+1} . If the subdivided control normals are computed with no singularities in the first round of subdivision, there will be no singularities in the following subdivision. This is because the subdivided normals will become denser and denser during the subdivision and the newly subdivided normals will be very close to their old neighboring normals.

For convenience of convergence and smoothness analysis to be developed in next section, we reformulate the univariate PN subdivision scheme in matrix form. Since the normal vectors are subdivided independent of mesh vertices, we rewrite the last expression in Equation (11) as

$$\mathbf{p}_i^{k+1} = \mathbf{q}_i^{k+1} + \sum_{j \in \mathbb{Z}} a_{i-2j} A_{ij}^k (\mathbf{p}_j^k - \mathbf{q}_i^{k+1}), \quad (12)$$

where

$$A_{ij}^k = \frac{\mathbf{n}_i^{k+1} (\mathbf{n}_j^k + \mathbf{n}_i^{k+1})^\top}{(\mathbf{n}_j^k + \mathbf{n}_i^{k+1})^\top \mathbf{n}_i^{k+1}}.$$

Note that when the subdivided normals converge, the denominator within A_{ij}^k will converge to 2 as k approaches infinity. Then, the matrices A_{ij}^k are usually well defined for PN subdivision. Recall that $\sum_{j \in \mathbb{Z}} a_{i-2j} = 1$. Substituting the expression of \mathbf{q}_i^{k+1} , Equation (12) can be further reformulated as

$$\mathbf{p}_i^{k+1} = \sum_{j \in \mathbb{Z}} a_{i-2j} M_{ij}^k \mathbf{p}_j^k, \quad i \in \mathbb{Z} \quad (13)$$

where $M_{ij}^k = I + \sum_{l \in \mathbb{Z}} a_{i-2l} (A_{ij}^k - A_{il}^k)$ and I is the identity matrix. It is easily verified that $\sum_{j \in \mathbb{Z}} a_{i-2j} M_{ij}^k = I$.

Let P^k be as defined in Equation (2) and let

$$M^k = \begin{pmatrix} \cdots & \cdots & \cdots & \cdots & \cdots \\ \cdots & M_{i-1,j-1}^k & M_{i-1,j}^k & M_{i-1,j+1}^k & \cdots \\ \cdots & M_{i,j-1}^k & M_{i,j}^k & M_{i,j+1}^k & \cdots \\ \cdots & M_{i+1,j-1}^k & M_{i+1,j}^k & M_{i+1,j+1}^k & \cdots \\ \cdots & \cdots & \cdots & \cdots & \cdots \end{pmatrix}$$

be a bi-infinite matrix. Then Equation (13) can be reformulated as

$$P^{k+1} = (S_a \circ M^k) P^k, \quad (14)$$

where $S_a \circ M^k = (a_{i-2j} M_{i,j}^k)_{i,j \in \mathbb{Z}}$ is the Hadamard product of matrices S_a and M^k . We use $\{S_a \circ M^k\}$ to denote the PN subdivision scheme that is generalized from a stationary subdivision scheme S_a . From Equation (14) we have

$$\begin{aligned} \mathbf{p}_i^{k+1} &= (S_a \circ M^k)_i P^k \\ &= ((S_a)_i \circ M_i^k) P^k \\ &= (S_a)_i ((M_i^k)^{\top_{blk}} \circ P^k), \quad i \in \mathbb{Z} \end{aligned} \quad (15)$$

where $(M)_i = M_i$ is the i th row of the matrix M . In particular,

$$(S_a)_i = (\dots, a_{i-2(j-1)}, a_{i-2j}, a_{i-2(j+1)}, \dots)$$

and

$$(M_i^k)^{\top_{blk}} = (\dots; M_{i,j-1}^k; M_{i,j}^k; M_{i,j+1}^k; \dots).$$

We note that $(S_a)_i$ also means $(\dots, a_{i-2(j-1)}I, a_{i-2j}I, a_{i-2(j+1)}I, \dots)$ when it is used to compute subdivided vertices.

3.2. Basic geometric properties

We present several basic geometric properties of the proposed PN subdivision schemes, which are useful for curve and surface modeling by employing the new subdivision technique.

Property 3.1. (*Geometric invariance*) *The PN subdivision curves and surfaces are translation/scaling invariant, and the shapes of the subdivision curves and surfaces are also invariant under the rotation of the coordinate system.*

Proof. The translation/scaling invariant property is obvious based on Equation (13), we prove that the PN subdivision is invariant under the rotation of the coordinate system. We rewrite Equation (13) as follows

$$\mathbf{p}_i^{k+1} = \sum_j a_{i-2j} \sum_l a_{i-2l} (I + A_{ij}^k - A_{il}^k) \mathbf{p}_j^k.$$

We only check that $A_{ij}^k \mathbf{p}_j^k$ is invariant under the rotation of the coordinate system, $A_{il}^k \mathbf{p}_j^k$ can be checked similarly. Assume R is a rotation matrix that satisfies $R^\top R = I$ and $R^{-1} = R^\top$. We have

$$\begin{aligned} R(A_{ij}^k \mathbf{p}_j^k) &= \frac{R\mathbf{n}_i^{k+1} (R^\top R\mathbf{n}_j^k + R^\top R\mathbf{n}_i^{k+1})^\top \mathbf{p}_j^k}{(\mathbf{n}_j^k + \mathbf{n}_i^{k+1})^\top R^\top R\mathbf{n}_i^{k+1}} \\ &= \frac{R\mathbf{n}_i^{k+1} (R\mathbf{n}_j^k + R\mathbf{n}_i^{k+1})^\top R\mathbf{p}_j^k}{(R\mathbf{n}_j^k + R\mathbf{n}_i^{k+1})^\top R\mathbf{n}_i^{k+1}}. \end{aligned}$$

Since $R\mathbf{p}_j^k$, $R\mathbf{n}_j^k$ and $R\mathbf{n}_i^{k+1}$ are points or vectors in the rotated coordinate system, the proposition is proven. \square

Property 3.2. (*Invariance to normal direction*) The PN subdivision curves and surfaces are invariant when all control normals have been inversed.

Proof. Equation (11) holds when all vectors within the equation have been replaced with their opposite vectors. So, the property holds. \square

Based on Property 3.2, we will not emphasize the side of a control polygon or a control mesh in which the control normals lie when constructing a PN subdivision curve or surface.

Property 3.3. (*Reduce to linear subdivision*). If all initial control normals are the same vector, the PN subdivision scheme presented in Equation (11) reduces to a linear subdivision scheme.

Proof. Assume $\mathbf{n}_i^0 = \mathbf{n}_0$, $i \in \mathbb{Z}^s$, we have $\mathbf{n}_i^k = \mathbf{n}_0$ for all $i \in \mathbb{Z}^s$ and $k \in \mathbb{Z}_+$. Then Equation (11) can be simplified as

$$\begin{aligned} \mathbf{p}_i^{k+1} &= \mathbf{q}_i^{k+1} + \sum_{j \in \mathbb{Z}^s} a_{i-2j} (\mathbf{n}_0)^\top (\mathbf{p}_j^k - \mathbf{q}_i^{k+1}) \mathbf{n}_0 \\ &= \mathbf{q}_i^{k+1} + (\mathbf{n}_0)^\top (\sum_{j \in \mathbb{Z}^s} a_{i-2j} \mathbf{p}_j^k - \mathbf{q}_i^{k+1}) \mathbf{n}_0 \\ &= \sum_{j \in \mathbb{Z}^s} a_{i-2j} \mathbf{p}_j^k. \end{aligned}$$

This proves the property. \square

Same as linear subdivision schemes, PN subdivision schemes can reproduce straight lines and planes. Moreover, PN subdivision schemes can also reproduce circles, circular cylinders and spheres.

Property 3.4. (*Circle preserving*). If the initial control data $(\mathbf{p}_i^0, \mathbf{n}_i^0)$, $i \in \mathbb{Z}$, are sampled from a circle, then all the newly subdivided points and normals by PN subdivision lie on the same circle.

Proof. Due to the geometric invariance property, we assume the initial control data are sampled from a unit circle centered at the origin. It implies that $\mathbf{p}_i^0 = \mathbf{n}_i^0$, $i \in \mathbb{Z}$. To prove the property, we should then prove that all newly subdivided vertices lie on the unit circle as the initial data. Assume $\mathbf{p}_i^k = \mathbf{n}_i^k$, $i \in \mathbb{Z}$, are points and normals lying on the unit circle. Let

$$l_i^{k+1} = \left\| \sum_{j \in \mathbb{Z}} a_{i-2j} \mathbf{p}_j^k \right\| = \left\| \sum_{j \in \mathbb{Z}} a_{i-2j} \mathbf{n}_j^k \right\|.$$

We have $\mathbf{n}_i^{k+1} = \frac{1}{l_i^{k+1}} \sum_{j \in \mathbb{Z}} a_{i-2j} \mathbf{n}_j^k$ and $\mathbf{q}_i^{k+1} = \sum_{j \in \mathbb{Z}} a_{i-2j} \mathbf{p}_j^k = l_i^{k+1} \mathbf{n}_i^{k+1}$. Then the heights h_{ij}^k are computed as

$$\begin{aligned} h_{ij}^k &= \frac{(\mathbf{n}_j^k + \mathbf{n}_i^{k+1})^\top (\mathbf{p}_j^k - \mathbf{q}_i^{k+1})}{(\mathbf{n}_j^k + \mathbf{n}_i^{k+1})^\top \mathbf{n}_i^{k+1}} \\ &= \frac{(\mathbf{n}_j^k + \mathbf{n}_i^{k+1})^\top (\mathbf{n}_j^k - l_i^{k+1} \mathbf{n}_i^{k+1})}{(\mathbf{n}_j^k + \mathbf{n}_i^{k+1})^\top \mathbf{n}_i^{k+1}} \\ &= 1 - l_i^{k+1}. \end{aligned}$$

Now, the newly subdivided point is obtained as

$$\begin{aligned}\mathbf{p}_i^{k+1} &= \mathbf{q}_i^{k+1} + \sum_{j \in \mathbb{Z}} a_{i-2j} h_{ij}^k \mathbf{n}_i^{k+1} \\ &= l_i^{k+1} \mathbf{n}_i^{k+1} + \sum_{j \in \mathbb{Z}} a_{i-2j} (1 - l_i^{k+1}) \mathbf{n}_i^{k+1} \\ &= \mathbf{n}_i^{k+1}.\end{aligned}$$

Since $\|\mathbf{p}_i^{k+1}\| = \|\mathbf{n}_i^{k+1}\| = 1$, the newly subdivided points and normals lie on the same circle as the initial control data. \square

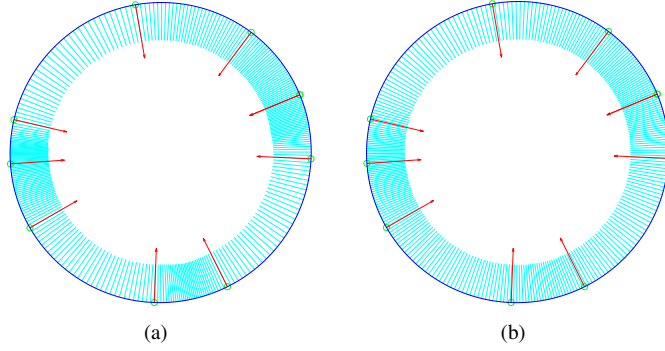


Figure 2: PN subdivision curves with curvature combs: (a) PN-6-point subdivision; (b) PN cubic B-spline subdivision.

Figure 2 illustrates the circle preserving property of PN subdivision schemes. With unevenly sampled points and normals from a circle, two PN subdivision curves are obtained by PN-6-point subdivision scheme or by PN cubic B-spline subdivision scheme, respectively. The curvature combs show that both of the two PN subdivision schemes reproduce the circle exactly. As old vertices are generally not preserved by PN cubic B-spline subdivision, it generates a subdivision curve with more uniform vertices than the PN-6-point subdivision curve which interpolates all vertices.

Property 3.5. (*Cylinder and sphere preserving*). *If the initial control data $(\mathbf{p}_i^0, \mathbf{n}_i^0)$, are sampled from a circular cylinder or a sphere, then all the newly subdivided points and normals $(\mathbf{p}_i^k, \mathbf{n}_i^k)$, $k \in \mathbb{Z}_+$, by PN subdivision lie on the same cylinder or sphere.*

Proof. The proof of sphere preserving is the same as that for circle preserving, we prove the property of cylinder preserving.

W.l.o.g, we assume the generatrix of a cylinder is parallel to the z -axis, and the coordinates of the k th subdivided points and normals are given by $\mathbf{p}_i^k = (\mathbf{n}_{ix}^k, \mathbf{n}_{iy}^k, z_i^k)^\top$ and $\mathbf{n}_i^k = (\mathbf{n}_{ix}^k, \mathbf{n}_{iy}^k, 0)^\top$. The perpendicular projection of the points and normals onto the xy -plane are $\bar{\mathbf{p}}_i^k = \bar{\mathbf{n}}_i^k = \mathbf{n}_i^k$. Based on Equation (11), the projection of the subdivided point \mathbf{p}_i^{k+1} onto the xy -plane is obtained as

$$\begin{aligned}\bar{\mathbf{p}}_i^{k+1} &= \bar{\mathbf{q}}_i^{k+1} + \sum_j a_{i-2j} h_{ij}^k \bar{\mathbf{n}}_i^{k+1} \\ &= \bar{\mathbf{q}}_i^{k+1} + \sum_j a_{i-2j} \frac{(\bar{\mathbf{n}}_j^k + \bar{\mathbf{n}}_i^{k+1})^\top (\bar{\mathbf{p}}_j^k - \bar{\mathbf{q}}_i^{k+1})}{(\bar{\mathbf{n}}_j^k + \bar{\mathbf{n}}_i^{k+1})^\top \bar{\mathbf{n}}_i^{k+1}} \bar{\mathbf{n}}_i^{k+1} \\ &= \bar{\mathbf{q}}_i^{k+1} + \sum_j a_{i-2j} \frac{(\bar{\mathbf{n}}_j^k + \bar{\mathbf{n}}_i^{k+1})^\top (\bar{\mathbf{p}}_j^k - \bar{\mathbf{q}}_i^{k+1})}{(\bar{\mathbf{n}}_j^k + \bar{\mathbf{n}}_i^{k+1})^\top \bar{\mathbf{n}}_i^{k+1}} \bar{\mathbf{n}}_i^{k+1},\end{aligned}$$

where $\bar{\mathbf{q}}_i^{k+1} = \sum_j a_{i-2j} \bar{\mathbf{p}}_j^k$ and $\bar{\mathbf{n}}_i^{k+1} = \frac{\sum_j a_{i-2j} \bar{\mathbf{n}}_j^k}{\|\sum_j a_{i-2j} \bar{\mathbf{n}}_j^k\|}$. From the above expression we know that $\bar{\mathbf{p}}_i^{k+1}$ is also the subdivided point by the projected points $\bar{\mathbf{p}}_j^k$ and projected normals $\bar{\mathbf{n}}_j^k$. Because the PN subdivision of the projected data $(\bar{\mathbf{p}}_i^0, \bar{\mathbf{n}}_i^0)$ is circle preserving, the PN subdivision of original data $(\mathbf{p}_i^0, \mathbf{n}_i^0)$ is cylinder preserving. \square

Figure 3(a) illustrates a quad mesh with vertices sampled from a circular cylinder and a deformed cylinder-like surface generated by traditional Catmull-Clark subdivision. If normal vectors at the vertices are also sampled, a

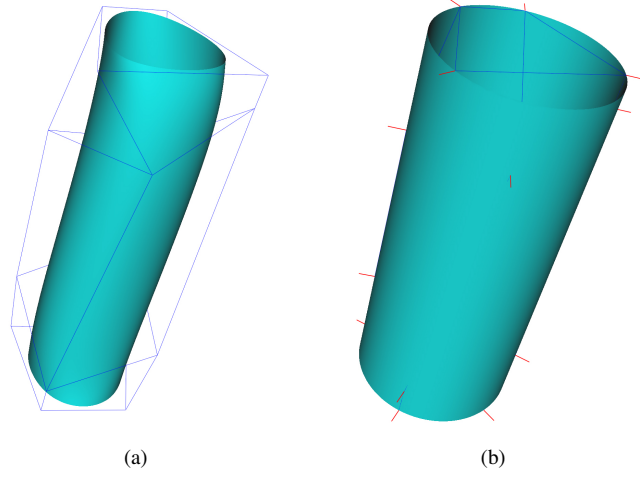


Figure 3: (a) Catmull-Clark subdivision and (b) PN-Catmull-Clark subdivision of a quad mesh with vertices and normals sampled from a cylinder.

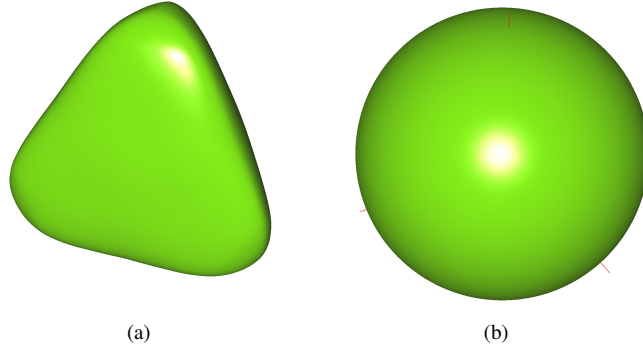


Figure 4: (a) Butterfly and (b) PN-Butterfly subdivision of a triangular mesh with vertices and normals sampled from a sphere.

circular cylinder surface that passes through all control vertices is obtained by PN-Catmull-Clark subdivision; see Figure 3(b). Figure 4(a) illustrates a Butterfly subdivision surface constructed from a tetrahedron. By choosing all initial vertex normals as of a sphere, the PN-Butterfly subdivision surface reproduces the sphere exactly; see Figure 4(b) for the obtained surface.

4. Convergence and smoothness analysis

This section presents convergence and smoothness analysis of the proposed subdivision schemes.

4.1. Analysis of univariate PN subdivision schemes

We first analyze the convergence of univariate PN subdivision scheme defined by Equation (11) or given by Equation (13).

Theorem 4.1. Assume S_a be the linear subdivision scheme as defined by Equation (1) and $\{S_a \circ M^k\}$ be the PN subdivision scheme as given by Equation (13). If $S_a \in C^0$, then $\{S_a \circ M^k\} \approx S_a$ and $\{S_a \circ M^k\}$ converges.

Proof. We prove the convergence of the PN subdivision scheme $\{S_a \circ M^k\}$ by comparing with the linear subdivision scheme S_a . Let

$$A(X_1, X_2) = \frac{X_1(X_1 + X_2)^\top}{(X_1 + X_2)^\top X_1}, \quad X_1, X_2 \in \mathbb{S}^2. \quad (16)$$

The matrix A_{ij}^k in Equation (12) is given by $A_{ij}^k = A(\mathbf{n}_i^{k+1}, \mathbf{n}_j^k)$. Under the assumption that $S_a \in C^0$, we know that the subdivided normal vectors \mathbf{n}_i^k converge and the spherical subdivision curve $\mathbf{n}(t)$ discussed in Section 2.3 is continuous. Assume $\mathbf{n}(t)$ has the Hölder regularity of $C^{0+\alpha}$, where $0 < \alpha \leq 1$. It follows that the function $A(X_1, \mathbf{n}(t))$ has also the Hölder regularity of $C^{0+\alpha}$ with the variable X_1 a fixed vector.

Suppose $|j - l| < B$, where B is the bound of the support of the mask of S_a . Applying Equation (9), we have $\|\mathbf{n}_j^k - \mathbf{n}_l^k\| < Bc_1 2^{-k\alpha}$ and

$$\begin{aligned} \|A_{ij}^k - A_{il}^k\|_\infty &= \|A(\mathbf{n}_i^{k+1}, \mathbf{n}_j^k) - A(\mathbf{n}_i^{k+1}, \mathbf{n}_l^k)\|_\infty \\ &\leq c_A 2^{-k\alpha} \\ &\leq c_A \gamma^k, \end{aligned}$$

where c_A is a constant and $\gamma = 2^{-\alpha} \in (0, 1)$. Based on the expression $M_{ij}^k = I + \sum_{l \in \mathbb{Z}} a_{i-2l}(A_{ij}^k - A_{il}^k)$, we have $\|M_{ij}^k - I\|_\infty \leq \|S_a\|_\infty c_A \gamma^k$. It follows that

$$\|(S_a)_i \circ M_i^k - (S_a)_i\|_\infty = \sum_j \|a_{i-2j}(M_{ij}^k - I)\|_\infty \leq c_M \gamma^k,$$

where $c_M = \|S_a\|_\infty^2 c_A$. Since the constant c_M is independent of the index i , we have

$$\|S_a \circ M^k - S_a\|_\infty \leq c_M \gamma^k.$$

From this inequality, we have $\sum_k \|S_a \circ M^k - S_a\|_\infty < +\infty$. This implies that $\{S_a \circ M^k\} \approx S_a$. Based on Proposition 2.1 we know that the PN subdivision scheme $\{S_a \circ M^k\}$ converges. \square

We then prove the higher orders of smoothness of univariate PN subdivision schemes. In the remainder part of this subsection we assume that the linear subdivision scheme $S_a \in C^m$ is given by the symbol $a(z) = \frac{(1+z)^m}{2^m} b(z)$, where S_b has the Hölder regularity of $C^{0+\alpha}$. Let $a_0(z) = a(z)$, $a_1(z) = \frac{(1+z)^{m-1}}{2^{m-1}} b(z)$, \dots , $a_{m-1}(z) = \frac{1+z}{2} b(z)$ and $a_m(z) = b(z)$. The corresponding subdivision schemes are referred as $S_a, S_{a_1}, \dots, S_{a_{m-1}}$ and S_{a_m} , respectively. We also introduce partial differences when a sequence has two sub-indices:

$$\Delta_1 M_{ij}^k = M_{ij}^k - M_{i-1,j}^k, \quad \Delta_2 M_{ij}^k = M_{ij}^k - M_{i,j-1}^k.$$

For sequences with only one sub-index, the finite difference $\Delta_1 \mathbf{p}_i^k$ is given by $\Delta_1 \mathbf{p}_i^k = \Delta \mathbf{p}_i^k = \mathbf{p}_i^k - \mathbf{p}_{i-1}^k$. Similarly, we have $\Delta_2 \mathbf{p}_j^k = \Delta \mathbf{p}_j^k = \mathbf{p}_j^k - \mathbf{p}_{j-1}^k$. Based on first order partial differences, higher order partial differences will be computed by operators $\Delta_1^m = \Delta_1(\Delta_1^{m-1})$, $\Delta_1 \Delta_2 = \Delta_1(\Delta_2)$, etc.

Before presenting the main theorem for the smoothness analysis, we introduce a lemma about the norm estimation of the differences of the coefficient matrices given in Equation (13).

Lemma 4.2. Assume S_a is a linear binary subdivision scheme with mask defined by the symbol $a(z) = \frac{(1+z)^m}{2^m} b(z)$, where $S_b \in C^0$. Assume the matrices M_{ij}^k are given by Equation (13). Then for any nonnegative integers m_1, m_2 satisfying $1 \leq m_1 + m_2 \leq m$, the following inequality holds

$$\left\| \frac{\Delta_1^{m_1} \Delta_2^{m_2} M_{ij}^k}{2^{-(m_1+m_2)k}} \right\|_\infty \leq c_m \gamma^k,$$

where c_m and $0 < \gamma < 1$ are constants.

Proof. Let $U_{ij}^k = (\dots; A_{ij}^k - A_{i,l-1}^k; A_{ij}^k - A_{i,l}^k; A_{ij}^k - A_{i,l+1}^k; \dots)$. Then the matrix M_{ij}^k can be rewritten as $M_{ij}^k = I + (S_a)_i U_{ij}^k$. The finite differences of the matrices can be computed by the Leibniz rule and Equation (4) as follows

$$\begin{aligned} \frac{\Delta_1^{m_1} \Delta_2^{m_2} M_{ij}^k}{2^{-(m_1+m_2)k}} &= \frac{\Delta_1^{m_1} \Delta_2^{m_2} [(S_a)_i U_{ij}^k]}{2^{-(m_1+m_2)k}} \\ &= \frac{1}{2^{-(m_1+m_2)k}} \Delta_1^{m_1} [(S_a)_i \Delta_2^{m_2} U_{ij}^k] \\ &= \frac{1}{2^{-(m_1+m_2)k}} [\Delta_1^{m_1} (S_a)_i \Delta_2^{m_2} U_{ij}^k + C_{m_1}^1 \Delta_1^{m_1-1} (S_a)_i \Delta_1 \Delta_2^{m_2} U_{ij}^k + \dots + C_{m_1}^{m_1} (S_a)_i \Delta_1^{m_1} \Delta_2^{m_2} U_{ij}^k] \\ &= \frac{(S_{a_{m_1}})_i}{2^{m_1}} \frac{\Delta_2^{m_1+m_2} U_{ij}^k}{2^{-(m_1+m_2)k}} + C_{m_1}^1 \frac{(S_{a_{m_1-1}})_i}{2^{m_1-1}} \frac{\Delta_1 \Delta_2^{m_1+m_2-1} U_{ij}^k}{2^{-(m_1+m_2)k}} + \dots + C_{m_1}^{m_1} (S_a)_i \frac{\Delta_1^{m_1} \Delta_2^{m_2} U_{ij}^k}{2^{-(m_1+m_2)k}}, \end{aligned}$$

where $C_{m_1}^l = \frac{m_1!}{l!(m_1-l)!}$. As discussed in Section 2.3, the spherical subdivision curve $\mathbf{n}(t)$ has the Hölder regularity of $C^{m+\alpha}$ when the linear subdivision scheme $S_a \in C^m$. It follows that the function $A(X_1(t), X_2(t))$ also has the Hölder regularity of $C^{m+\alpha}$ when $X_1(t) \approx X_2(t)$ are the spherical subdivision curves. Since the support of the mask of S_a is bounded, we assume that $|j-l|$ is bounded too. For any $s_1, s_2 \in \mathbb{N}_0$, $s_1 + s_2 = m_1 + m_2 \leq m$, we have

$$\begin{aligned} \left\| \frac{\Delta_1^{s_1} \Delta_2^{s_2} U_{ij}^k}{2^{-(s_1+s_2)k}} \right\|_\infty &= \left\| \frac{\Delta_1^{s_1} \Delta_2^{s_2} (A_{ij}^k - A_{il}^k)}{2^{-(s_1+s_2)k}} \right\|_\infty \\ &= \left\| \frac{\Delta_1^{s_1} \Delta_2^{s_2} (A(\mathbf{n}_i^{k+1}, \mathbf{n}_j^k) - A(\mathbf{n}_i^{k+1}, \mathbf{n}_l^k))}{2^{-(s_1+s_2)k}} \right\|_\infty \\ &\leq c_s \gamma^k, \end{aligned}$$

where c_s and $\gamma \in (0, 1)$ are constants. Let

$$k_a = \max_{0 \leq m_1 \leq m} \left\{ \frac{|S_{a_{m_1}}|_\infty}{2^{m_1}} + C_{m_1}^1 \frac{|S_{a_{m_1-1}}|_\infty}{2^{m_1-1}} + \cdots + C_{m_1}^{m_1} |S_a|_\infty \right\}.$$

We have

$$\left\| \frac{\Delta_1^{m_1} \Delta_2^{m_2} M_{ij}^k}{2^{-(m_1+m_2)k}} \right\|_\infty \leq k_a c_s \gamma^k \doteq c_m \gamma^k.$$

This completes the proof. \square

We now show that the univariate PN subdivision schemes have the same orders of smoothness as linear subdivision schemes.

Theorem 4.3. Assume S_a is a linear binary subdivision scheme with mask defined by the symbol $a(z) = \frac{(1+z)^m}{2^m} b(z)$, where $S_b \in C^0$. Let $\{S_a \circ M^k\}$ be the PN subdivision scheme originally defined by Equation (11). Then $\{S_a \circ M^k\} \in C^m$.

Proof. We prove the theorem by induction. From Theorem 4.1 we know that $\{S_a \circ M^k\} \in C^0$. We then prove that $\{S_a \circ M^k\} \in C^m$ under the assumption that $\{S_a \circ M^k\} \in C^l$, $l = 0, 1, \dots, m-1$.

From Equation (15) we have $\mathbf{p}_i^{k+1} = (S_a)_i((M_i^k)^{\top_{blk}} \circ P^k)$. We first compute the differences of the point sequence $\{\mathbf{p}_i^{k+1}\}$ using the Leibniz rule and Equation (4):

$$\begin{aligned} \Delta^m \mathbf{p}_i^{k+1} &= \Delta_1^m \{(S_a)_i[(M_i^k)^{\top_{blk}} \circ P^k]\} \\ &= \Delta_1^m (S_a)_i[(M_i^k)^{\top_{blk}} \circ P^k] + C_m^1 \Delta_1^{m-1} (S_a)_i[\Delta_1(M_i^k)^{\top_{blk}} \circ P^k] + \cdots + C_m^m (S_a)_i[\Delta_1^m (M_i^k)^{\top_{blk}} \circ P^k] \\ &= \frac{(S_b)_i}{2^m} \Delta_2^m [(M_i^k)^{\top_{blk}} \circ P^k] + C_m^1 \frac{(S_{a_{m-1}})_i}{2^{m-1}} \Delta_2^{m-1} [\Delta_1(M_i^k)^{\top_{blk}} \circ P^k] + \cdots + C_m^m (S_a)_i[\Delta_1^m (M_i^k)^{\top_{blk}} \circ P^k] \\ &= \frac{(S_b)_i}{2^m} [(M_i^k)^{\top_{blk}} \circ \Delta^m P^k + C_m^1 \Delta_2(M_i^k)^{\top_{blk}} \circ \Delta^{m-1} P^k + \cdots + C_m^m \Delta_2^m (M_i^k)^{\top_{blk}} \circ P^k] \\ &\quad + C_m^1 \frac{(S_{a_{m-1}})_i}{2^{m-1}} [\Delta_1(M_i^k)^{\top_{blk}} \circ \Delta^{m-1} P^k + C_{m-1}^1 \Delta_2 \Delta_1(M_i^k)^{\top_{blk}} \circ \Delta^{m-2} P^k + \cdots + C_{m-1}^{m-1} \Delta_2^{m-1} \Delta_1(M_i^k)^{\top_{blk}} \circ P^k] \\ &\quad + \cdots \\ &\quad + C_m^m (S_a)_i [\Delta_1^m (M_i^k)^{\top_{blk}} \circ P^k]. \end{aligned}$$

From this expression, we have

$$\begin{aligned} \frac{\Delta^m \mathbf{p}_i^{k+1}}{2^{-m(k+1)}} &= ((S_b)_i \circ M_i^k) \frac{\Delta^m P^k}{2^{-mk}} \\ &\quad + (S_b)_i \left[C_m^1 \frac{\Delta_2(M_i^k)^{\top_{blk}}}{2^{-k}} \circ \frac{\Delta^{m-1} P^k}{2^{-(m-1)k}} + \cdots + C_m^m \frac{\Delta_2^m (M_i^k)^{\top_{blk}}}{2^{-mk}} \circ P^k \right] \\ &\quad + 2C_m^1 (S_{a_{m-1}})_i \left[\frac{\Delta_1(M_i^k)^{\top_{blk}}}{2^{-k}} \circ \frac{\Delta^{m-1} P^k}{2^{-(m-1)k}} + C_{m-1}^1 \frac{\Delta_2 \Delta_1(M_i^k)^{\top_{blk}}}{2^{-2k}} \circ \frac{\Delta^{m-2} P^k}{2^{-(m-2)k}} + \cdots + C_{m-1}^{m-1} \frac{\Delta_2^{m-1} \Delta_1(M_i^k)^{\top_{blk}}}{2^{-mk}} \circ P^k \right] \\ &\quad + \cdots \\ &\quad + 2^m C_m^m (S_a)_i \left[\frac{\Delta_1^m (M_i^k)^{\top_{blk}}}{2^{-mk}} \circ P^k \right]. \end{aligned}$$

Under the assumption that $\{S_a \circ M^k\} \in C^l$, $l = 0, 1, \dots, m-1$, we have

$$\left\| \frac{\Delta^l P^k}{2^{-lk}} \right\|_{\infty} < K, \quad 0 \leq l < m,$$

where K is the bound of the derivatives of the subdivision curve as well as the bound of the finite differences of the sequence of subdivided points. From Lemma 4.2 we know that the differences of all element matrices of $(M_i^k)^{\top blk}$ within above equation have a bound $c_m \gamma^k$. Then the above equation can be simplified as

$$\frac{\Delta^m \mathbf{p}_i^{k+1}}{2^{-m(k+1)}} = ((S_b)_i \circ M_i^k) \frac{\Delta^m P^k}{2^{-mk}} + \varepsilon_i^k,$$

where $\|\varepsilon_i^k\| < c\gamma^k$ and $\gamma \in (0, 1)$. Since $S_b \in C^0$, and by Theorem 4.1, we know $\{S_b \circ M^k\}$ converges. Based on Proposition 2.2 we know that the difference sequence $\{\frac{\Delta^m P^k}{2^{-mk}}\}_{k \in \mathbb{N}}$ converges too when k approaches infinity. This implies that $\{S_a \circ M^k\} \in C^m$. \square

Besides by subdividing the old normals using scheme S_a and projecting the linearly subdivided normals onto sphere, the normal vectors within Equation (11) can also be generated by masks of schemes other than S_a or sampled directly from a smooth curve on sphere. In the same way as the proof of Theorem 4.3 we obtain the smoothness orders of this kind of PN subdivision schemes.

Corollary 4.4. Assume $S_a \in C^m$ and $S_{a'} \in C^{m'}$ are two binary linear subdivision schemes, where $m, m' \in \mathbb{N}_0$. If a PN subdivision scheme is defined by Equation (11) with points computed using mask of S_a and with unit normals computed using mask of $S_{a'}$, then the PN subdivision scheme $\{S_a \circ M^k\} \in C^{\min\{m, m'\}}$.

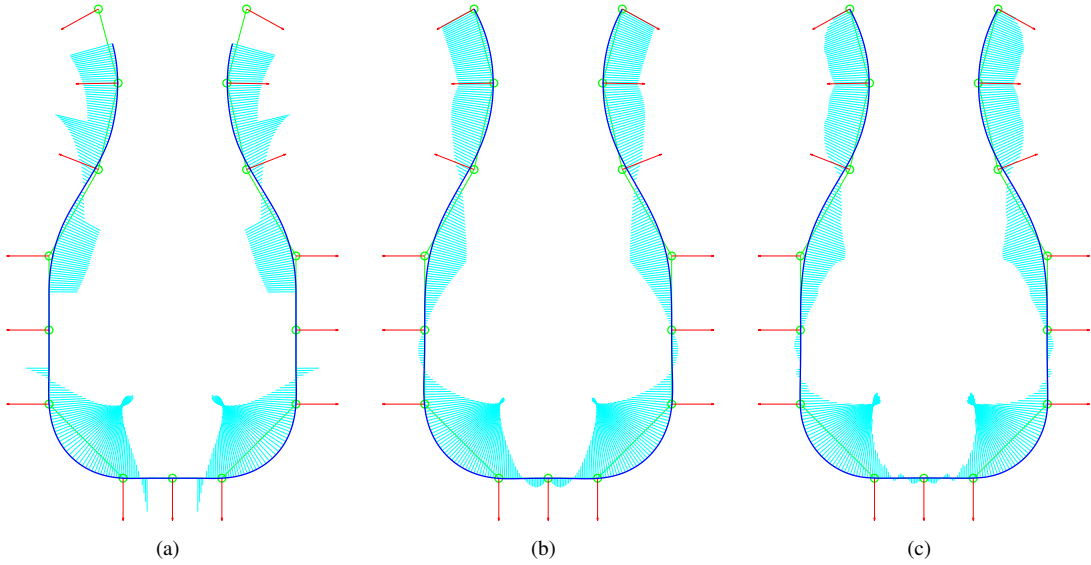


Figure 5: PN B-spline subdivision curves with curvature combs: (a) PN quadratic B-spline subdivision; (b) PN cubic B-spline subdivision; (c) PN cubic B-spline subdivision using normal field generated by spherical 4-point subdivision.

It is known that a uniform B-spline subdivision curve of degree m has continuity order of $m-1$. From Theorem 4.3 we know that a PN B-spline subdivision curve of degree m has also the continuity order of $m-1$. Figure 5(a) illustrates a PN quadratic B-spline subdivision curve. It is clear that the subdivision curve is tangent continuous but not curvature continuous. The PN cubic B-spline subdivision curve illustrated in Figure 5(b) is curvature continuous, just as expected as a cubic B-spline curve. Figure 5(c) illustrates another PN cubic B-spline subdivision curve, but using normal field generated by spherical 4-point subdivision scheme. As 4-point subdivision has only C^1 continuity, the obtained PN subdivision curve is no longer as smooth as that in Figure 5(b).

4.2. Analysis of PN subdivision on irregular meshes

Corresponding to the theoretical analysis of linear subdivision on irregular meshes, convergence and smoothness analysis of PN subdivision on irregular meshes also consists of two parts: analysis of PN subdivision on regular meshes and analysis of PN subdivision on meshes surrounding an extraordinary vertex or face.

Same as univariate subdivision, bivariate linear subdivision on regular quad meshes or triangular meshes can also be generalized to PN subdivision using Equation (11). If the symbol $a(z_1, z_2) = \sum_{(i_1, i_2) \in \mathbb{Z}^2} a_{i_1, i_2} z_1^{i_1} z_2^{i_2}$ for a bivariate subdivision scheme is factorizable, the convergence and smoothness of the obtained PN subdivision scheme can be analyzed in the same way as univariate PN subdivision. Similar to Theorem 4.3 and Corollary 4.4, the smoothness order of any bivariate PN subdivision on regular meshes can be derived from the smoothness order of the linear subdivision S_a and the smoothness order of the subdivided normal field. Based on the smoothness equivalence between projection based bivariate subdivision and linear bivariate subdivision for regular control meshes (see Theorem 2.6 and Corollary 2.7 in (Weinmann, 2012)), we know that the smoothness order of the subdivided normal field and the smoothness order of bivariate PN subdivision on regular meshes are the same as that for the corresponding linear subdivision scheme.

We present here the convergence and normal continuity analysis of PN subdivision of irregular quad meshes surrounding an isolated extraordinary vertex, the same result holds for subdivision of irregular quad meshes surrounding an extraordinary face or irregular triangle meshes surrounding an extraordinary vertex. By taking the notations used in Section 2.2, we assume $Q = (\mathbf{q}_0; \dots; \mathbf{q}_{\bar{l}})$ be a set of control points surrounding an isolated extraordinary vertex and $N = (\mathbf{n}_0; \dots; \mathbf{n}_{\bar{l}})$ be the initial control normals at the control points. Let $S = (s_{ij})_{0 \leq i, j \leq \bar{l}}$ be the subdivision matrix and $Q_m = (\mathbf{q}_0^m; \dots; \mathbf{q}_{\bar{l}}^m)$ be the control points for the m th surface ring. Assume the normal vectors \mathbf{n}_i^k , $0 \leq i \leq \bar{l}$, at the control points are refined by Equation (10). Let

$$\tilde{M}_k = \begin{pmatrix} \tilde{M}_{0,0}^k & \cdots & \tilde{M}_{0,\bar{l}}^k \\ \vdots & \ddots & \vdots \\ \tilde{M}_{\bar{l},0}^k & \cdots & \tilde{M}_{\bar{l},\bar{l}}^k \end{pmatrix}, \quad (17)$$

where $\tilde{M}_{ij}^k = I + \sum_{l=0}^{\bar{l}} s_{il}(A_{ij}^k - A_{il}^k)$ and $A_{ij}^k = A(\mathbf{n}_i^{k+1}, \mathbf{n}_j^k)$ using Equation (16). Then the control points for the surface ring $\tilde{\mathbf{x}}_m$ by PN subdivision are computed by

$$Q_m = S_{m-1} \cdots S_1 S_0 Q, \quad (18)$$

where $S_k = S \circ \tilde{M}_k$, $k = 0, \dots, m-1$. We denote the subdivision scheme as $\{S_k\}$. It is verified that $\sum_{j=0}^{\bar{l}} s_{ij} \tilde{M}_{ij}^k = I$ for $i = 0, 1, \dots, \bar{l}$. Then we have

$$S_k(I; I; \dots; I) = S_k(I \mathbb{1}) = I \mathbb{1}. \quad (19)$$

For convenience of comparison between $S_k Q_m$ and $S Q_m$ in the following text, we introduce matrix E as

$$E = \begin{pmatrix} I & \cdots & I \\ \vdots & \ddots & \vdots \\ I & \cdots & I \end{pmatrix}_{(\bar{l}+1) \times (\bar{l}+1)}$$

such that $S Q_m = (S \circ E) Q_m$. From the control points Q_m and based on Equation (6), a surface ring is obtained as $\mathbf{x}_m(\mathbf{s}) = G(2^m \mathbf{s}) Q_m$, where G is the vector of scalar valued generating functions. On the other hand, $\mathbf{x}_m(\mathbf{s})$ can also be generated from the control mesh by linear subdivision directly. Similar to uniform refinement of curves (Micchelli and Prautzsch, 1989), for any coordinates $\mathbf{s} \in \mathbf{S}_n^m$, the point $\mathbf{x}_m(\mathbf{s})$ can be computed recursively as follows

$$\lim_{j \rightarrow +\infty} B_{m+j}(\mathbf{s}) \cdots B_{m+1}(\mathbf{s}) B_m(\mathbf{s}) Q_m = \mathbf{x}_m(\mathbf{s}) \mathbb{1}, \quad (20)$$

where $B_{m+j}(\mathbf{s})$, $j = 0, 1, \dots$, are the matrices for binary subdivision for regular control meshes with a fixed size. Correspondingly, the point on the surface ring by PN subdivision is obtained as

$$\lim_{j \rightarrow +\infty} \tilde{B}_{m+j}(\mathbf{s}) \cdots \tilde{B}_{m+1}(\mathbf{s}) \tilde{B}_m(\mathbf{s}) Q_m = \tilde{\mathbf{x}}_m(\mathbf{s}) \mathbb{1}, \quad (21)$$

where $\tilde{B}_{m+j}(\mathbf{s}) = B_{m+j}(\mathbf{s}) \circ \tilde{M}_{m+j}(\mathbf{s})$, $j = 0, 1, \dots$, and the matrices $\tilde{M}_{m+j}(\mathbf{s})$ are defined in a similar way as Equation (17) using the refined control normals at the subdivided points. See Figure 6 for the surface rings computed by PN subdivision from control points and control normals or by linear subdivision from the same sequence of control meshes.

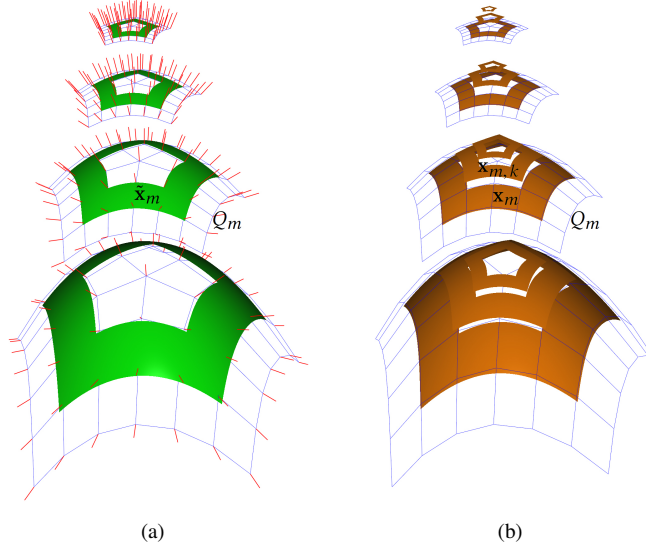


Figure 6: (a) The sequence of surface rings around an extraordinary vertex and their control points and control normals obtained by PN subdivision; (b) the sequence of ring sequences by linear subdivision from the meshes computed by PN subdivision. The surface rings are shifted for clarity.

Let $\mathbf{e}_0 = (I; 0; \dots; 0)$, $\mathbf{e}_1 = (0; I; \dots; 0)$, \dots , $\mathbf{e}_{\bar{l}} = (0; 0; \dots; I)$. Assume $\tilde{\mathbf{g}}_l^m(\mathbf{s})$, $l = 0, 1, \dots, \bar{l}$, are the generating functions computed by Equation (21) with Q_m replaced by \mathbf{e}_l , $l = 0, 1, \dots, \bar{l}$. By the same reason as Equation (19), we have $\tilde{B}_{m+j}(\mathbf{s})(I\mathbb{1}) = I\mathbb{1}$, $j = 0, 1, \dots$. It follows

$$\begin{aligned} I\mathbb{1} &= \lim_{j \rightarrow +\infty} \tilde{B}_{m+j}(\mathbf{s}) \cdots \tilde{B}_{m+1}(\mathbf{s}) \tilde{B}_m(\mathbf{s})(I\mathbb{1}) \\ &= \lim_{j \rightarrow +\infty} \tilde{B}_{m+j}(\mathbf{s}) \cdots \tilde{B}_{m+1}(\mathbf{s}) \tilde{B}_m(\mathbf{s}) \left(\sum_{l=0}^{\bar{l}} \mathbf{e}_l \right) \\ &= \sum_{l=0}^{\bar{l}} \lim_{j \rightarrow +\infty} \tilde{B}_{m+j}(\mathbf{s}) \cdots \tilde{B}_{m+1}(\mathbf{s}) \tilde{B}_m(\mathbf{s}) \mathbf{e}_l \\ &= \sum_{l=0}^{\bar{l}} \tilde{\mathbf{g}}_l^m(\mathbf{s}) \mathbb{1}. \end{aligned}$$

Therefore, the generating functions satisfy $\sum_{l=0}^{\bar{l}} \tilde{\mathbf{g}}_l^m(\mathbf{s}) = I$. Obviously, the generating functions are no longer scalar valued but matrix valued. Representing the control points as $Q_m = \sum_{l=0}^{\bar{l}} \mathbf{e}_l \mathbf{q}_l^m$, the PN subdivision ring is obtained as $\tilde{\mathbf{x}}_m = \sum_{l=0}^{\bar{l}} \tilde{\mathbf{g}}_l^m(\mathbf{s}) \mathbf{q}_l^m = \tilde{G}_m(\mathbf{s}) Q_m$, where $\tilde{G}_m(\mathbf{s}) = (\tilde{\mathbf{g}}_0^m(\mathbf{s}), \tilde{\mathbf{g}}_1^m(\mathbf{s}), \dots, \tilde{\mathbf{g}}_{\bar{l}}^m(\mathbf{s}))$.

Before proving that the sequence of surface rings $\tilde{\mathbf{x}}_m$ converge to a limit point, we show that all block matrices \tilde{M}_{ij}^k within Equation (17) converge to I , which implies that \tilde{M}_k converge to E , when the normal vectors \mathbf{n}_i^k converge.

Lemma 4.5. Assume S is a standard subdivision scheme and normal vectors \mathbf{n}_i^k are refined by Equation (10). Let \tilde{M}_{ij}^k be the matrices as defined in Equation (17). Then

$$\|\tilde{M}_{ij}^k - I\|_{\infty} \leq K_M \gamma^k,$$

where K_M and $\gamma \in (0, 1)$ are constants.

Proof. Based on Proposition 2.5 we know that the subdivided normals satisfy

$$\|\mathbf{n}_j^k - \mathbf{n}_l^k\| \leq c_2 \gamma^k, \quad j, l \in \{0, 1, \dots, \bar{l}\}$$

where c_2 and $\gamma \in (0, 1)$ are constants. In the same way as the proof of Theorem 4.1 we have $\|A_{ij}^k - A_{il}^k\|_\infty \leq c_A \gamma^k$. As $\tilde{M}_{ij}^k = I + \sum_{l=0}^{\bar{l}} s_{il}(A_{ij}^k - A_{il}^k)$, it follows that

$$\|\tilde{M}_{ij}^k - I\|_\infty \leq c_S c_A \gamma^k,$$

where $c_S = \max_{0 \leq i \leq \bar{l}} \sum_{l=0}^{\bar{l}} |s_{il}|$. The lemma is proven by choosing $K_M = c_S c_A$. \square

Now, we show that the PN subdivision scheme $\{S_j\}$ is stable and convergent and the obtained surface is C^0 continuous at isolated extraordinary points.

Theorem 4.6. *Assume S is a standard subdivision scheme. Assume Q_m are the subdivided points and S_j , $j = 0, 1, \dots$ are the subdivision matrices as defined in Equation (18). Then the PN subdivision scheme $\{S_j\}$ is stable and convergent.*

Proof. We prove the stability and convergence of $\{S_j\}$ by comparing with the stationary subdivision scheme S . Based on Lemma 4.5, we have

$$\|S_j - S \circ E\|_\infty = \|S \circ (\tilde{M}_j - E)\|_\infty \leq \|S\|_\infty K_M \gamma^j$$

for $j \in \mathbb{Z}_+$. It follows that

$$\sum_{j \in \mathbb{Z}_+} \|S_j - S \circ E\|_\infty < +\infty,$$

which implies $\{S_j\} \approx S$. Based on Theorem 6 in (Dyn and Levin, 1995), we conclude that the PN subdivision scheme $\{S_j\}$ is convergent and stable. \square

Theorem 4.7. *Assume S is a standard subdivision scheme and $\tilde{\mathbf{x}}_m$ are PN subdivision rings with control points Q_m which are computed by Equation (18) and control normals \mathbf{n}_l^m , $l = 0, 1, \dots, \bar{l}$. Then $\tilde{\mathbf{x}}_m$ converge to a point as m approaches infinity.*

Proof. Based on Theorem 4.6 and Equation (18) we know that the mesh sequence $\{Q_m\}_{m=1}^{+\infty}$ converges. It follows that Q_m , $m = 1, 2, \dots$, are bounded. To prove the theorem, we first prove that the mesh sequence converges to a central point, then we show that the PN subdivision rings $\tilde{\mathbf{x}}_m$ also converge to the central point. Assume ω_0^\top is the left eigenvector of S . Using Equation (8), we have

$$\lim_{m \rightarrow +\infty} S^k Q_m = \mathbf{p}_{m,0} \mathbb{1}$$

and

$$\lim_{m \rightarrow +\infty} S^k Q_{m-1} = \lim_{m \rightarrow +\infty} S^{k-1} S Q_{m-1} = \mathbf{p}_{m-1,0} \mathbb{1},$$

where $\mathbf{p}_{m,0} = \omega_0^\top Q_m$ and $\mathbf{p}_{m-1,0} = \omega_0^\top S Q_{m-1}$. By Lemma 4.5 and because the sequence $\{Q_m\}_{m=1}^\infty$ are bounded, we have

$$\begin{aligned} \|\mathbf{p}_{m,0} - \mathbf{p}_{m-1,0}\| &= \|\omega_0^\top Q_m - \omega_0^\top S Q_{m-1}\| \\ &= \|\omega_0^\top (S_{m-1} - S) Q_{m-1}\| \\ &= \|\omega_0^\top S \circ (\tilde{M}_{m-1} - E) Q_{m-1}\| \\ &\leq \|\omega_0^\top S Q_{m-1}\| K_M \gamma^{m-1} \\ &\leq K_p \gamma^{m-1}, \end{aligned}$$

where K_p and $\gamma \in (0, 1)$ are constants. This implies that $\{\mathbf{p}_{m,0}\}_{m=1}^\infty$ is a Cauchy sequence. Therefore, we have

$$\lim_{m \rightarrow +\infty} \mathbf{p}_{m,0} = \mathbf{p}_c.$$

To prove the surface rings $\tilde{\mathbf{x}}_m(\mathbf{s})$ converge to \mathbf{p}_c , we prove all points within mesh Q_m converge to \mathbf{p}_c . We write

$$\begin{aligned} Q_{m+k} - S^k Q_m &= (S_{m+k-1} \cdots S_m - S^k) Q_m \\ &= \sum_{j=0}^{k-1} S_{m+k-1} \cdots S_{m+j+1} (S_{m+j} - S) S^j Q_m \\ &= \sum_{j=0}^{k-1} S_{m+k-1} \cdots S_{m+j+1} (S \circ (\tilde{M}_{m+j} - E)) S^j Q_m. \end{aligned}$$

By applying Lemma 4.5 and because $\{S_j\}$ is stable, we have

$$\|Q_{m+k} - S^k Q_m\|_\infty \leq K_q \sum_{j=0}^{k-1} \gamma^{m+j} \leq \frac{K_q}{1-\gamma} \gamma^m, \quad (22)$$

where $\gamma \in (0, 1)$. Based on the identity

$$Q_{m+k} - \mathbf{p}_c \mathbb{1} = (Q_{m+k} - S^k Q_m) + (S^k Q_m - \mathbf{p}_{m,0} \mathbb{1}) + (\mathbf{p}_{m,0} \mathbb{1} - \mathbf{p}_c \mathbb{1})$$

as well as the definitions of $\mathbf{p}_{m,0}$ and \mathbf{p}_c , we have

$$\lim_{\substack{m \rightarrow +\infty \\ k \rightarrow +\infty}} Q_{m+k} = \mathbf{p}_c \mathbb{1}.$$

Since $\lim_{m \rightarrow +\infty} Q_m = \mathbf{p}_c \mathbb{1}$, and because the generating functions of $\tilde{\mathbf{x}}_m(\mathbf{s})$ sum up to I , it yields that

$$\lim_{m \rightarrow +\infty} \tilde{\mathbf{x}}_m(\mathbf{s}) = \lim_{m \rightarrow +\infty} \tilde{G}_m(\mathbf{s}) Q_m = \mathbf{p}_c.$$

This proves the theorem. \square

Besides being C^0 continuous, the PN subdivision surfaces can also be C^1 continuous at the extraordinary points. We present a lemma before proving the theorem for C^1 continuity.

Lemma 4.8. *Assume S is a standard subdivision scheme and the characteristic map Ψ is regular. Assume Q_m be the control points given by Equation (18) and G is the vector of scalar valued generating functions. Then the normals of surface rings $\mathbf{x}_m = G Q_m$ converge for almost all initial control nets.*

Proof. We first show that a limit vector exists and then we show that the normals of surface rings $\mathbf{x}_m(\mathbf{s})$ converge to the limit vector.

Let $\mathbf{x}_{m,k} = G S^k Q_m$. See the surfaces illustrated in Figure 6(b) for reference. Similar to Equation (7), we have

$$\mathbf{x}_{m,k} \cong \mathbf{p}_{m,0} + \lambda^k \Psi(\mathbf{p}_{m,1}; \mathbf{p}_{m,2}),$$

where λ is the second large eigenvalue with multiplicity 2, Ψ is the characteristic map and $\mathbf{p}_{m,i} = \omega_i^\top Q_m$, $i = 0, 1, 2$, with ω_i^\top the left eigenvector of the matrix S . Let $\mathbf{n}_{m,k}$ be the normal vector of the surface $\mathbf{x}_{m,k}$. Under the assumption that the characteristic map Ψ is regular, by Proposition 2.3, we have

$$\mathbf{n}_m^c := \lim_{k \rightarrow +\infty} \mathbf{n}_{m,k} = \text{sign}(\times D\Psi) \frac{\mathbf{p}_{m,1} \times \mathbf{p}_{m,2}}{\|\mathbf{p}_{m,1} \times \mathbf{p}_{m,2}\|}.$$

We show the central normal sequence $\{\mathbf{n}_m^c\}_{m=1}^\infty$ converges to a limit vector. Similar to the asymptotic expansion of $\mathbf{x}_{m,k}$, by expanding $\mathbf{x}_{m-1,k} = G S^k Q_{m-1} = G S^{k-1} S Q_{m-1}$, we have $\mathbf{p}_{m-1,i} = \omega_i^\top Q_{m-1} = \omega_i^\top S Q_{m-1}$, $i = 1, 2$. By the same reason for $\{\mathbf{p}_{m,0}\}_{m=1}^\infty$ within the proof of Theorem 4.7, we know that $\{\mathbf{p}_{m,i}\}_{m=1}^\infty$, $i = 1, 2$, are also Cauchy sequences. Therefore, we have

$$\lim_{m \rightarrow +\infty} \mathbf{p}_{m,i} = \mathbf{t}_i, \quad i = 1, 2.$$

It follows that

$$\mathbf{n}_c := \lim_{m \rightarrow +\infty} \mathbf{n}_m^c = \text{sign}(\times D\Psi) \frac{\mathbf{t}_1 \times \mathbf{t}_2}{\|\mathbf{t}_1 \times \mathbf{t}_2\|}.$$

Let \mathbf{n}_m be the normal vector of surface ring $\mathbf{x}_m = GQ_m$. We prove that the normal vectors \mathbf{n}_m converge to \mathbf{n}_c . Based on Equation (22), we know that the surface difference

$$\mathbf{x}_{m+k}(\mathbf{s}) - \mathbf{x}_{m,k}(\mathbf{s}) = G(2^{m+k}\mathbf{s})(Q_{m+k} - S^k Q_m)$$

as well as the differences between partial derivatives of the two surfaces \mathbf{x}_{m+k} and $\mathbf{x}_{m,k}$ approach zero when m goes to infinity. By direct computation of normals for the two surfaces, we have

$$\lim_{m \rightarrow +\infty} (\mathbf{n}_{m+k} - \mathbf{n}_{m,k}) = \mathbf{0}.$$

Based on the identity

$$\mathbf{n}_{m+k} - \mathbf{n}_c = (\mathbf{n}_{m+k} - \mathbf{n}_{m,k}) + (\mathbf{n}_{m,k} - \mathbf{n}_m^c) + (\mathbf{n}_m^c - \mathbf{n}_c)$$

as well as the definitions of \mathbf{n}_m^c and \mathbf{n}_c , we have

$$\lim_{\substack{m \rightarrow +\infty \\ k \rightarrow +\infty}} \mathbf{n}_{m+k} = \mathbf{n}_c.$$

This completes the proof. \square

Theorem 4.9. Assume S is a standard subdivision scheme and the characteristic map Ψ is regular. If the control normals at the mesh vertices are refined by Equation (10), then the PN subdivision surface is normal continuous at the extraordinary point for almost all initial control nets.

Proof. Assume Q_m are the control points computed by Equation (18) and N_m are the control normals at the control points. Let $\mathbf{n}_m(\mathbf{s})$ and $\tilde{\mathbf{n}}_m(\mathbf{s})$, $\mathbf{s} \in \mathbf{S}_n^m$, be the unit normals of surface rings $\mathbf{x}_m(\mathbf{s})$, $\tilde{\mathbf{x}}_m(\mathbf{s})$ that are generated from the control points and control normals by linear subdivision or PN subdivision, respectively. We prove the theorem by showing that the normals $\tilde{\mathbf{n}}_m(\mathbf{s})$ and $\mathbf{n}_m(\mathbf{s})$ converge to the same limit vector when m goes to infinity.

Let $B_{m+j}(\mathbf{s})$ and $\tilde{B}_{m+j}(\mathbf{s}) = B_{m+j}(\mathbf{s}) \circ \tilde{M}_{m+j}(\mathbf{s})$, $j = 0, 1, \dots$, be the subdivision matrices given in Equation (20) and Equation (21). By the same technique as Lemma 4.5 and Lemma 4.2, we have

$$\|\tilde{M}_{m+j}(\mathbf{s}) - E\|_\infty \leq \tilde{c}\gamma^{m+j}, \quad \left\| \frac{\partial \tilde{M}_{m+j}(\mathbf{s})}{\partial u} \right\|_\infty \leq \tilde{c}_u \gamma^{m+j}, \quad j = 0, 1, \dots$$

where \tilde{c} , \tilde{c}_u and $\gamma \in (0, 1)$ are constants. It follows that

$$\tilde{B}_{m+j}(\mathbf{s}) = B_{m+j}(\mathbf{s}) \circ (E + \tilde{M}_{m+j}(\mathbf{s}) - E) = B_{m+j}(\mathbf{s}) \circ E + O(\gamma^{m+j})$$

and

$$\begin{aligned} \frac{\partial \tilde{B}_{m+j}(\mathbf{s})}{\partial u} &= \frac{\partial B_{m+j}(\mathbf{s})}{\partial u} \circ \tilde{M}_{m+j}(\mathbf{s}) + B_{m+j}(\mathbf{s}) \circ \frac{\partial \tilde{M}_{m+j}(\mathbf{s})}{\partial u} \\ &= \frac{\partial B_{m+j}(\mathbf{s})}{\partial u} \circ (E + O(\gamma^{m+j})) + B_{m+j}(\mathbf{s}) \circ \frac{\partial \tilde{M}_{m+j}(\mathbf{s})}{\partial u} \\ &= \frac{\partial B_{m+j}(\mathbf{s})}{\partial u} \circ E + O(\gamma^{m+j}). \end{aligned}$$

By substituting above two equalities, we compute the partial derivatives of $\tilde{\mathbf{x}}_m(\mathbf{s})$ as follows:

$$\begin{aligned} &\frac{\partial}{\partial u} (\tilde{B}_{m+j}(\mathbf{s}) \cdots \tilde{B}_m(\mathbf{s}) Q_m) \\ &= \sum_{l=0}^j \tilde{B}_{m+j}(\mathbf{s}) \cdots \frac{\partial \tilde{B}_{m+l}(\mathbf{s})}{\partial u} \cdots \tilde{B}_m(\mathbf{s}) Q_m \\ &= \sum_{l=0}^j ((B_{m+j}(\mathbf{s}) \cdots \frac{\partial B_{m+l}(\mathbf{s})}{\partial u} \cdots B_m(\mathbf{s})) \circ E) Q_m + O(\gamma^m) \\ &= \frac{\partial}{\partial u} (B_{m+j}(\mathbf{s}) \cdots B_m(\mathbf{s}) Q_m) + O(\gamma^m). \end{aligned}$$

When j goes to infinity, we have

$$\frac{\partial \tilde{\mathbf{x}}_m(\mathbf{s})}{\partial u} = \frac{\partial \mathbf{x}_m(\mathbf{s})}{\partial u} + O(\gamma^m).$$

Similarly, we have

$$\frac{\partial \tilde{\mathbf{x}}_m(\mathbf{s})}{\partial v} = \frac{\partial \mathbf{x}_m(\mathbf{s})}{\partial v} + O(\gamma^m).$$

Since $\tilde{\mathbf{n}}_m(\mathbf{s}) // \frac{\partial \tilde{\mathbf{x}}_m(\mathbf{s})}{\partial u} \times \frac{\partial \tilde{\mathbf{x}}_m(\mathbf{s})}{\partial v}$ and $\mathbf{n}_m(\mathbf{s}) // \frac{\partial \mathbf{x}_m(\mathbf{s})}{\partial u} \times \frac{\partial \mathbf{x}_m(\mathbf{s})}{\partial v}$, we have

$$\lim_{m \rightarrow +\infty} (\tilde{\mathbf{n}}_m(\mathbf{s}) - \mathbf{n}_m(\mathbf{s})) = \mathbf{0}.$$

By applying the result of Lemma 4.8, we have

$$\lim_{m \rightarrow +\infty} \tilde{\mathbf{n}}_m(\mathbf{s}) = \lim_{m \rightarrow +\infty} (\tilde{\mathbf{n}}_m(\mathbf{s}) - \mathbf{n}_m(\mathbf{s})) + \lim_{m \rightarrow +\infty} \mathbf{n}_m(\mathbf{s}) = \mathbf{n}_c.$$

This proves the theorem. □

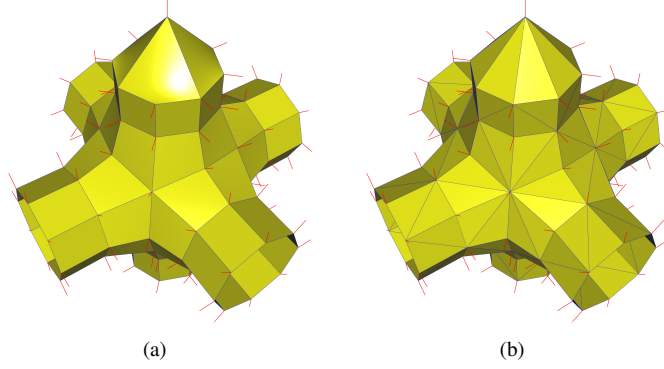


Figure 7: A quad mesh and its triangulation together with pre-computed unit normal vectors at the vertices.

Figure 7 illustrates a quad mesh and its triangulation. The control normals at all control points are estimated from the input mesh. We subdivide the quad mesh by PN-Catmull-Clark, PN-Doo-Sabin or PN-Kobbelt subdivision schemes. A PN-Loop subdivision surface has been constructed from the triangulated mesh. For comparison purposes, the initial meshes are also subdivided by the corresponding linear subdivision schemes. To check the smoothness of all subdivision surfaces, the Gaussian curvatures of the surfaces have been computed. All surfaces illustrated in Figure 8 are rendered by meshes after 5 iterations of subdivision. Particularly, the curvature plots are computed discretely by employing a high accuracy algorithm presented in (Yang and Zheng, 2013). From the figures we see that the PN subdivision schemes and the linear subdivision schemes can achieve the same smoothness orders, over regular regions as well as regions near extraordinary points. Due to the properties of preserving circles, cylinders and spheres of the proposed subdivision schemes, the PN subdivision surfaces have exact circular boundaries, circular cylinder parts or approximate hemispheres on the top parts defined by the control points and control normals.

5. PN C^2 subdivision surfaces

In addition to generalizing linear subdivision surfaces that have C^1 continuity at the extraordinary points to PN subdivision surfaces, we are also interested in generalizing modified Catmull-Clark subdivision (Prautzsch and Umlauf, 1998) or modified Loop subdivision (Prautzsch and Umlauf, 2000) to PN subdivision schemes. These two modified schemes are simple to implement and can generate C^2 subdivision surfaces with flat extraordinary points. It is found that the generalized PN C^2 subdivision surfaces are curvature continuous too but the extraordinary points can be no longer flat.

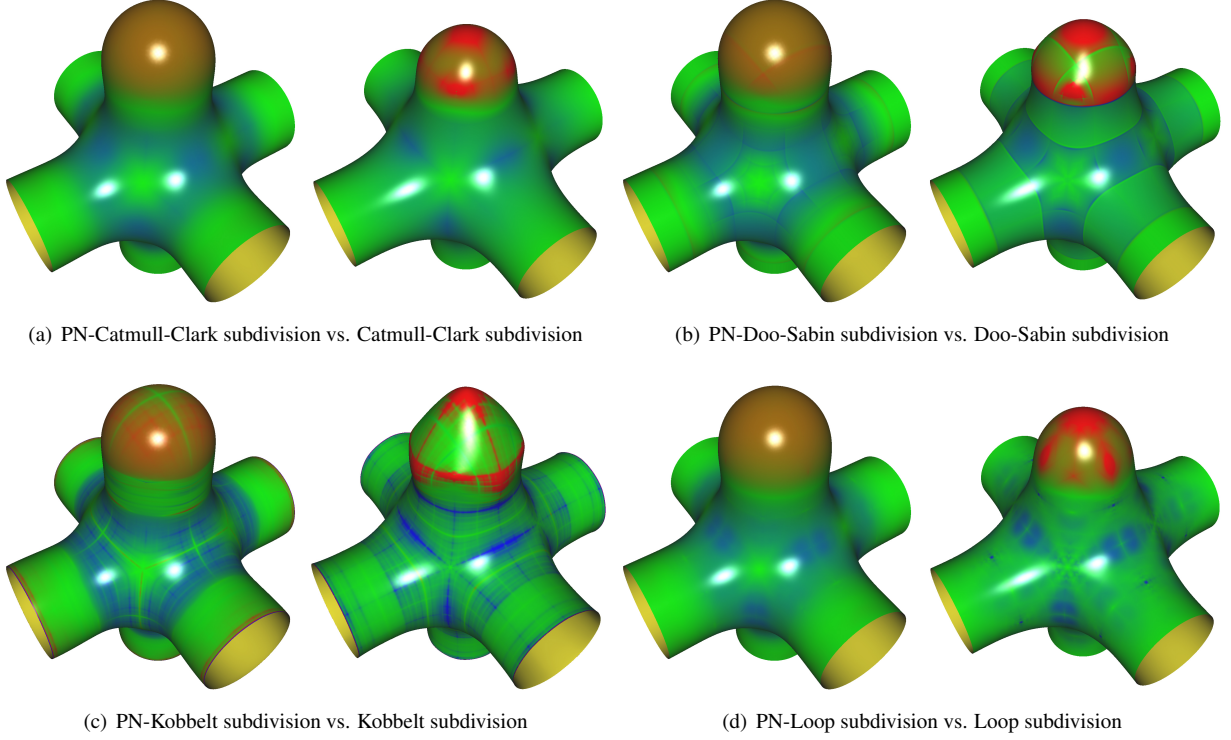


Figure 8: Surface modeling by PN subdivision schemes or linear subdivision schemes. Gaussian curvatures of the subdivision surfaces change from (positive) high values through zero to (negative) low values when the colors change from red through green to blue.

Assume S is the subdivision matrix for control points surrounding an isolated extraordinary vertex within a control mesh using Catmull-Clark subdivision. To improve the smoothness order at the extraordinary point, Prautzsch and Umlauf (1998) proposed to modify the Catmull-Clark subdivision scheme by tuning the eigenvalues of the subdivision matrix. Let V be the matrix of which the columns represent the right eigenvectors of S , the subdivision matrix is decomposed into $S = V\Lambda V^{-1}$, where $\Lambda = \text{diag}(1, \lambda, \lambda, \mu, \dots, \zeta)$ and $1 > \lambda > |\mu| \geq \dots \geq |\zeta|$ are the eigenvalues of the matrix. When the matrix Λ has been changed into $\Lambda' = \text{diag}(1, \lambda, \lambda, \mu', \dots, \zeta')$, a modified subdivision scheme is obtained by using stencils given in the modified subdivision matrix $S' = V\Lambda'V^{-1}$. According to Proposition 2.4, if the prescribed eigenvalues satisfy $|\mu'| < \lambda^2, \dots, |\zeta'| < \lambda^2$, the modified Catmull-Clark subdivision surface is C^2 continuous with vanishing principal curvatures at the extraordinary point. Similarly, conventional Loop subdivision can also be modified to produce C^2 subdivision surfaces with flat extraordinary points (Prautzsch and Umlauf, 2000).

Even though the subdivision surfaces obtained by the modified Catmull-Clark subdivision or the modified Loop subdivision are curvature continuous, they may suffer the unfairness or concentric undulations due to the restricted zero curvature at the extraordinary points. These restrictions make the modified subdivision schemes less practical in high quality surface modeling.

By utilizing control points together with control normals, we propose to construct high quality subdivision surfaces using PN modified C^2 subdivision schemes. We just explain the steps of PN modified Catmull-Clark subdivision, PN modified Loop subdivision can be implemented similarly. An arbitrary topology control mesh together with given or estimated control normals are first subdivided by PN-Catmull-Clark subdivision. From the second round of subdivision, all faces within the meshes are quadrangles. The positions and control normals at the refined vertices corresponding to old irregular vertices, their abutting edges or their abutting faces are computed by Equation (11) using stencils for the modified Catmull-Clark subdivision scheme. The remaining parts of the meshes are still subdivided by PN-Catmull-Clark subdivision.

Since the modified Catmull-Clark subdivision is C^2 continuous, it is also C^1 continuous. Based on Theorem 4.7

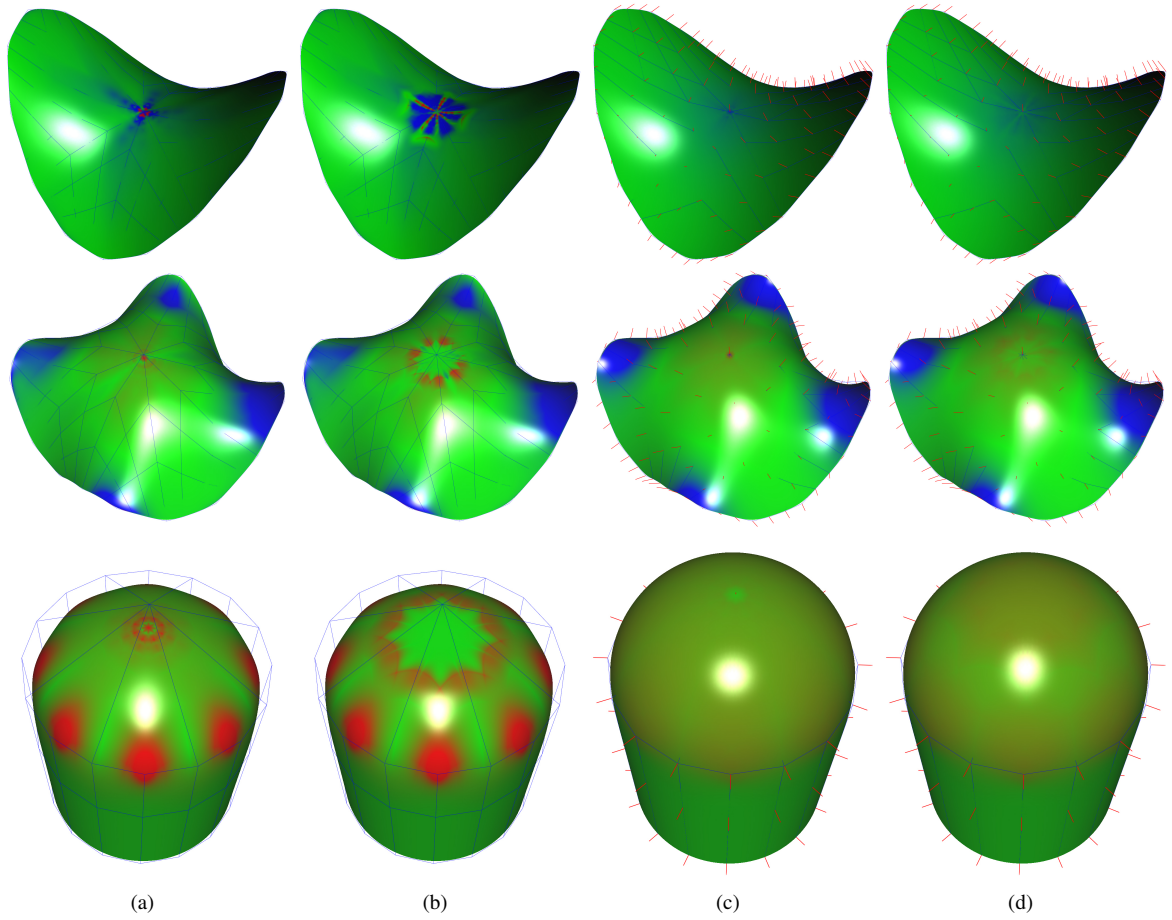


Figure 9: Gaussian curvature plots of subdivision surfaces obtained by (a) Catmull-Clark subdivision; (b) modified Catmull-Clark subdivision (Prautzsch and Umlauf, 1998); (c) PN-Catmull-Clark subdivision; (d) PN-modified Catmull-Clark subdivision.

and Theorem 4.9, we know that the PN-modified Catmull-Clark subdivision converges and the obtained subdivision surfaces are at least normal continuous at the extraordinary points. It is observed that the surfaces generated by PN-modified Catmull-Clark subdivision are C^2 continuous too and the curvatures at the extraordinary points can be no longer vanishing. However, the theoretical proof of C^2 continuity of PN-modified Catmull-Clark subdivision is not available at present. We present the assertion as a conjecture.

Conjecture 5.1. *The PN-modified Catmull-Clark subdivision can generate curvature continuous subdivision surfaces and the extraordinary points of the surfaces can be no longer flat when the control normals are not a constant vector nor vanish.*

Figure 9 illustrates examples of surface modeling by Catmull-Clark type subdivision schemes or their adapted PN subdivision schemes. The control points and control normals for the control mesh in the top row are sampled from a hyperbolic surface $z = 2xy$ while the control points and control normals for the control mesh in the middle row are sampled from a bicubic Bézier surface, both with one extraordinary vertex in the center. The control points and control normals for the control mesh in the bottom row are partially sampled from a circular cylinder with radius 15. An irregular vertex of valence 8 lies above the center of the upper base of the cylinder with height 10 and the control normal at the point is chosen the unit upright vector. Since the eigenvalues of subdivision matrices for meshes containing single irregular vertices of valence 3 already satisfy the G^2 condition stated in Proposition 2.4, we only modify subdivision stencils for meshes surrounding irregular vertices of valences greater than 4 for the modified Catmull-Clark subdivision or PN modified Catmull-Clark subdivision. Figures 9(a) and 9(b) show clearly

that Catmull-Clark subdivision surfaces are not curvature continuous at the extraordinary points while the surfaces obtained by the modified Catmull-Clark subdivision scheme have flat extraordinary points. Though the PN-Catmull-Clark subdivision scheme can generate much fairer subdivision surfaces than Catmull-Clark subdivision, they still suffer the curvature discontinuities at the extraordinary points; see Figure 9(c). The pictures in Figure 9(d) show that the surfaces obtained by PN-modified Catmull-Clark subdivision are visually curvature continuous and the curvatures at the extraordinary points are not vanishing.

6. Experimental examples

In this section we present several interesting examples to show the modeling effects of PN subdivision schemes, comparisons with some linear subdivision schemes are also given.

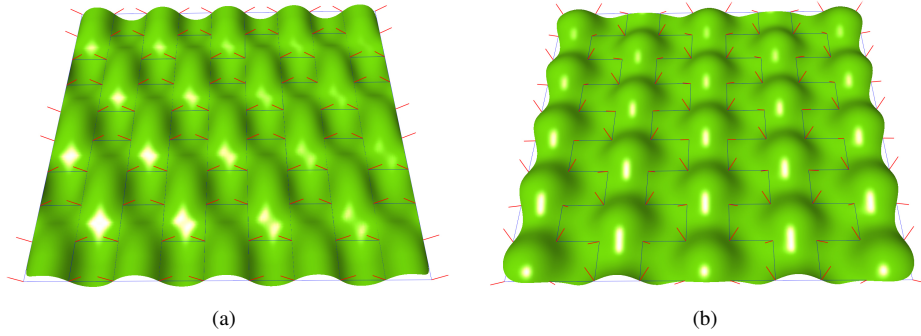


Figure 10: PN-Doo-Sabin subdivision surfaces with planar uniform control grid and edited control normals: (a) wave like shape; (b) circular bumps.

Figure 10 illustrates two examples of surface details modeling by PN subdivision. Given a planar uniform control grid, obviously, any linear subdivision scheme can only yield a planar patch. We edit surface details by editing control normals at the vertices. Firstly, the control normals at the vertices are chosen from two given vectors alternately in the horizontal direction and every two control normals are parallel with each other in the vertical direction. A wave-like shape following the control normals is obtained by PN-Doo-Sabin subdivision; see Figure 10(a). Besides wave-like shape, we can also model bumps on the subdivision surface by editing control normals. Assume four unit vectors are uniformly chosen from a hemisphere. We line up the vertices of the uniform control grid row by row and set control normals for the vertices from the four vectors repeatedly. As a result, a surface with regular distributed circular bumps is obtained by PN-Doo-Sabin subdivision; see Figure 10(b) for the subdivision surface.

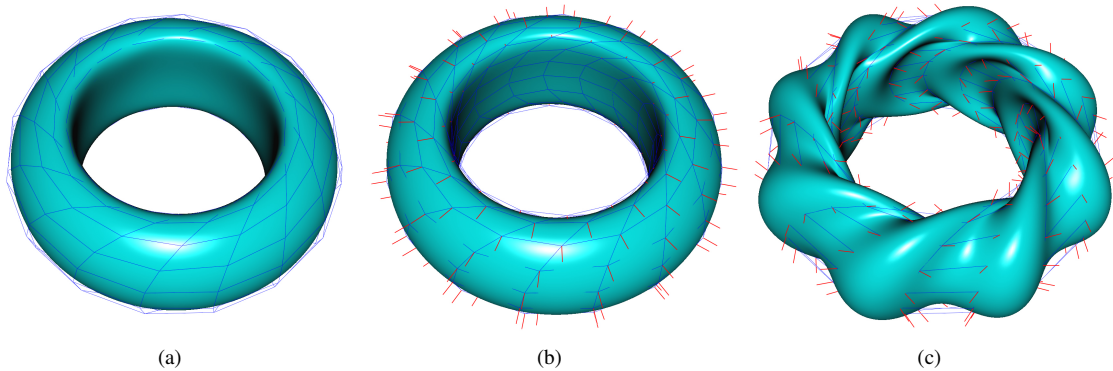


Figure 11: Ring shape modeling by (a) Catmull-Clark subdivision; (b)&(c) PN-Catmull-Clark subdivision.

Figure 11(a) illustrates ring shape surface by Catmull-Clark subdivision. The control mesh for the surface is constructed by rotating a closed regular polygon along an axis that does not lie on the same plane with the polygon.

Since the Catmull-Clark subdivision surface with regular control mesh is actually a bicubic B-spline surface, it is not exactly a rotating surface. By choosing all control normals pointing outwards and being parallel to the bottom plane, an exact rotating surface is obtained by PN-Catmull-Clark subdivision; see Figure 11(b). If the control normals at the vertices of the control mesh are edited further, a ring shape surface with complex details is obtained by PN-Catmull-Clark subdivision; see Figure 11(c).

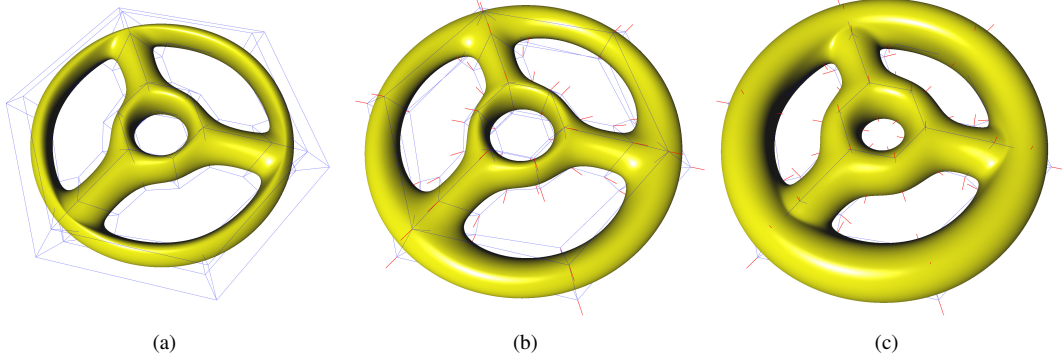


Figure 12: Wheel shape modeling by (a) Catmull-Clark subdivision; (b)&(c) PN-Catmull-Clark subdivision.

Figure 12 illustrates examples of wheel shape modeling by Catmull-Clark subdivision or PN-Catmull-Clark subdivision. Given a control mesh as in Figure 12(a), a wheel like shape is obtained by Catmull-Clark subdivision. Though the outer part and the inner part of the control mesh are regular, neither the outer contour profile nor the inner one is exactly circular because the subdivision surfaces under regular control meshes are just bicubic B-spline surfaces. Assume the center of the control mesh lies at the origin of a Cartesian coordinates system and the plane on which the control mesh lies on is parallel to the xy -plane. We first choose control normal at each control point $\mathbf{p}_i = (x_i, y_i, z_i)^\top$ as $\mathbf{n}_i = \text{normalize}(x_i, y_i, 0)^\top$. A wheel like shape that has exact circular contour profiles is obtained by PN-Catmull-Clark subdivision; see Figure 12(b). Since the control normals are all parallel to the xy -plane, the subdivision surface in Figure 12(b) and the subdivision surface in Figure 12(a) have the same z -coordinates. If the control normals have been changed as in Figure 12(c), the two ring parts within the PN-Catmull-Clark subdivision surface resemble two toruses very well.




Figure 13: PN subdivision surface modeling: (a) PN-Catmull-Clark subdivision; (b) PN-Doo-Sabin subdivision; (c) PN-Kobbelt subdivision.

Figure 13 presents examples of modeling surfaces with complex topology or salient geometric features by PN subdivision schemes. Figure 13(a) illustrates a PN-Catmull-Clark subdivision surface using control points and control

normals. Except for the top vertex that has no control normal, the control normals at all other control points are parallel to the bottom plane and pointing outwards. As a result, the contour profile of the PN subdivision surface from the top view is circular. In Figure 13(b) all vertices of the control mesh are sampled from a cuboid with square bottom while all assigned control normals are parallel to the bottom plane of the cuboid. Particularly, the control normals at the inner control points are pointing outwards and the control normals at points on outside edges are perpendicular to the edges while no control normals are assigned at the corner vertices. A square shaped surface with a circular hole is obtained by PN-Doo-Sabin subdivision. Figure 13(c) illustrates an interpolatory PN subdivision surface. A 6×6 quad mesh is constructed by points and normals sampled from a Dupin cyclide. Due to the property of circle preserving, the outer silhouette circle, the inner silhouette circle and the six sampled circles across these two silhouette circles are preserved very well by PN-Kobbelt subdivision.

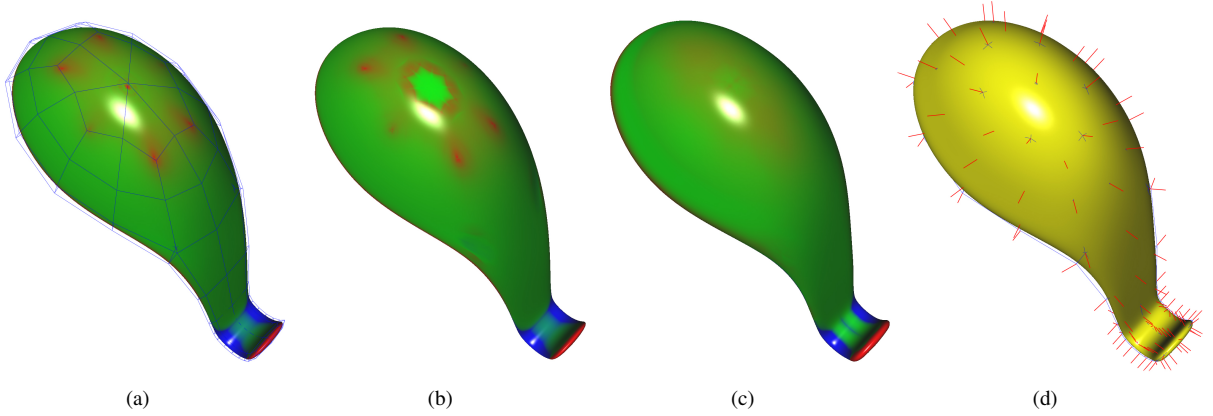


Figure 14: Subdivision surfaces with Gaussian curvature plots or with control points and control normals by (a) Catmull-Clark subdivision; (b) modified Catmull-Clark subdivision (Prautzsch and Umlauf, 1998); (c)&(d) PN-modified Catmull-Clark subdivision.

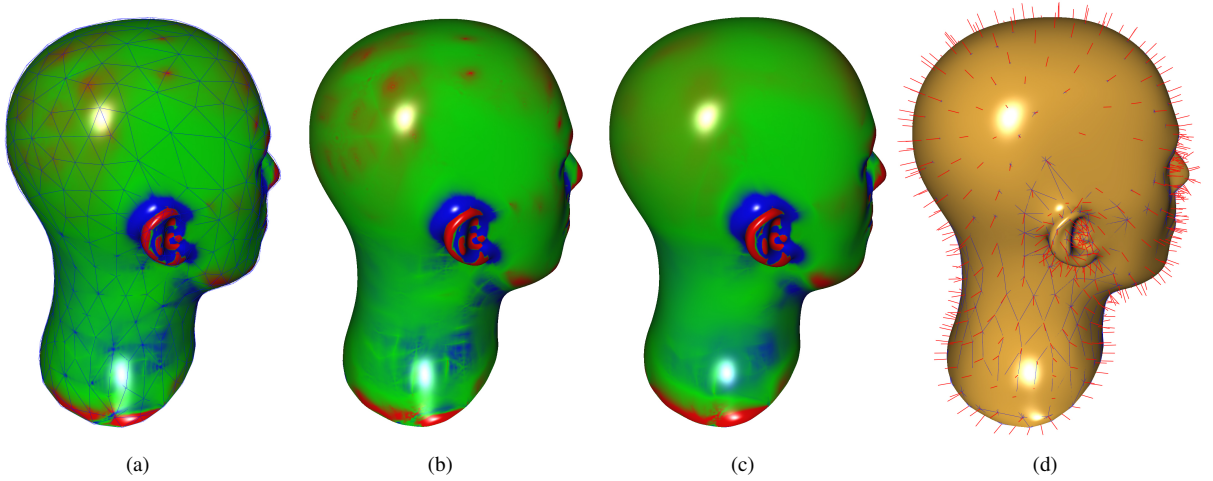


Figure 15: Subdivision surfaces with Gaussian curvature plots or with control points and control normals by (a) Loop subdivision; (b) modified Loop subdivision (Prautzsch and Umlauf, 2000); (c)&(d) PN-modified Loop subdivision.

Figure 14(a) illustrates a quad mesh and the Catmull-Clark subdivision surface computed from the control mesh. The extraordinary points on the surface are evidently noticed based on the Gaussian curvature plot. Figure 14(b) illustrates the C^2 subdivision surface with flat extraordinary points by the modified Catmull-Clark subdivision scheme proposed by (Prautzsch and Umlauf, 1998). Figures 14(c) and 14(d) are the subdivision surfaces with or without

Gaussian curvature plot by our proposed PN-modified Catmull-Clark subdivision scheme. The control normals at all control vertices are computed as weighted sums of normal vectors of abutting faces with weights proportional to vertex angles of the faces. It is clearly seen that the curvature of the PN-modified Catmull-Clark subdivision surface is visually continuous and the extraordinary points are hardly to be distinguished due to the smoothness and fairness of the subdivision surface.

Figure 15(a) illustrates a triangular control mesh and the obtained Loop subdivision surface with Gaussian curvature plot while Figure 15(b) is the modified Loop subdivision surface by the technique proposed in (Prautzsch and Umlauf, 2000). We note that the subdivision rules for extraordinary vertices of valence 4 or 5 are not changed for the modified scheme due to the reason that the eigenvalues of associated subdivision matrices already satisfy the G^2 condition stated in Proposition 2.4. The curvature plot shows that the modified Loop subdivision surface still suffers concentric undulations around the extraordinary points of which the curvatures are forced zero. Figures 15(c) and 15(d) are the PN-modified Loop subdivision surfaces with Gaussian curvature plot or with control points and control normals. From the figure we see that the PN-modified Loop subdivision surface is smooth and fair with visually continuous curvature even at the extraordinary points.

7. Discussions

From the theories and experimental results of PN subdivision we learn that control normals together with control polygons or control meshes can achieve exact circular shapes, visually C^2 subdivision surfaces with non-flat extraordinary points and flexible detail editing on curves or surfaces. As control normals are subdivided independent of control points, the subdivided normals are generally not the normals of subdivision curves or surfaces. Even though, the effects of control normals on the shapes of PN subdivision curves and surfaces can be predicted well at least in the following two cases: (1) the end points and end normals of each edge match a local convex curve; (2) the control normals at the two ends of an edge are equal. In the first case the subdivided normals can approximate the normals of final subdivision curves or surfaces well. In the second case, the PN subdivision reduces to linear subdivision, with no influence of control normals. To achieve even more modeling effects, these two kinds of control normals can be applied together for curve and surface modeling by PN subdivision.

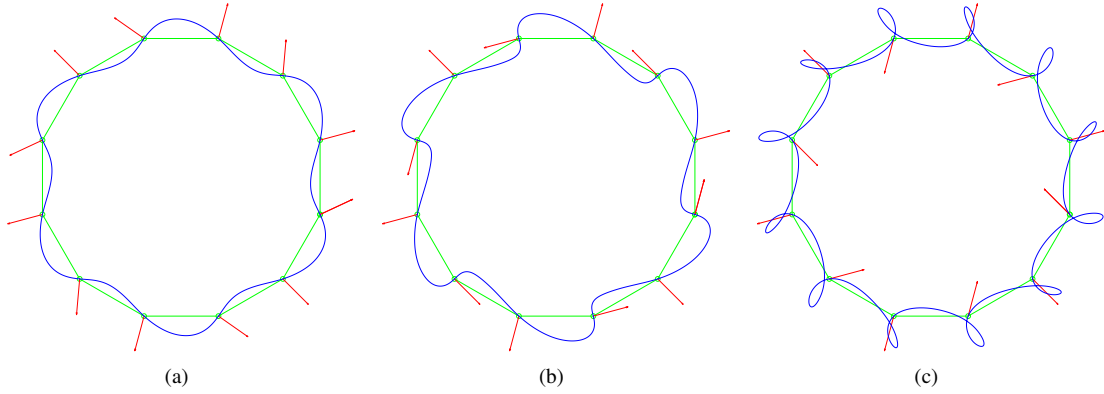


Figure 16: Curve modeling by PN-10-point subdivision using control points and edited control normals.

Figure 16 illustrates examples when the shape of a PN-2n-point subdivision curve can or cannot be predicted well from control normals. Similar results hold for other PN subdivision curves or surfaces. The control points and control normals within a closed polygon are first sampled from a circle and then every two initial normals are rotated by 40° , 90° or 150° but the remaining ones are kept unchanged. By adapting the recursive linear 2n-point subdivision scheme given in (Deng and Ma, 2013) to PN subdivision, three PN-10-point subdivision curves are obtained from the control points and control normals. From the figures we see that the PN interpolatory subdivision curves can interpolate all control points but not necessary the control normals. It is also noticed that the subdivision curves follow the shape of control polygon and the control normals as well when the angles between every two neighboring normals are

not large; see Figures 16(a) and 16(b). Since every two neighboring normals in Figure 16(c) have almost opposite directions, the interpolatory subdivision normals also change rapidly and the subdivision curve even has unpredicted self-intersections. To avoid defects like self-intersections or creases, initial control normals should change smoothly or slowly along the control polygon or control mesh or additional control points and control normals have to be added to help model curves or surfaces with more complex details.

Unlike their linear counterparts, curves and surfaces constructed by approximate PN subdivision schemes such as PN-B-spline subdivision, PN-Catmull-Clark subdivision, etc. may not lie in the convex hulls of their control points. The convex hulls of PN subdivision curves and surfaces have to be computed by taking consideration of control points and control normals together. In contrast to stationary linear subdivision schemes by which the limit points or even the limit normals can be evaluated explicitly, the limit points of PN subdivision curves and surfaces may not be evaluated directly. They have to be evaluated iteratively at present.

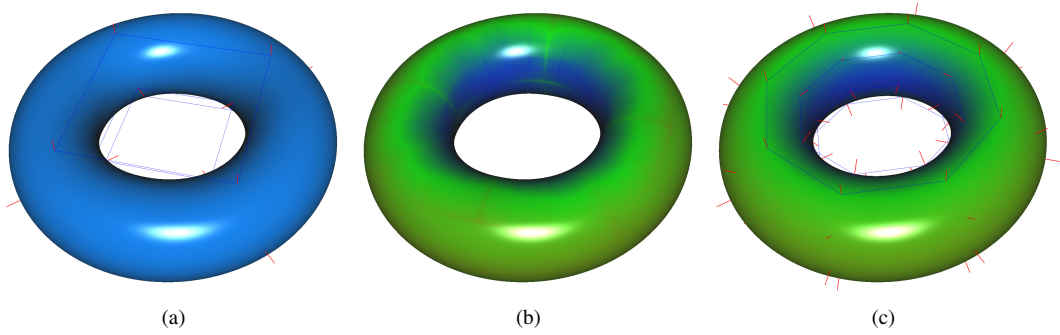


Figure 17: Torus shape modeling by PN-Kobbelt subdivision: (a) the subdivision surface with 4×4 control points and control normals; (b) the Gaussian curvature plot of the surface in (a); (c) the subdivision surface with 8×8 control points and control normals.

Though PN subdivision curves and surfaces can preserve typical shapes like circles, circular cylinders or spheres exactly, PN subdivision surfaces that generalize simple linear schemes do not preserve toruses or cyclides which are composed of families of circles. Figure 17(a) illustrates a PN-Kobbelt subdivision surface with a total of 16 control points and control normals sampled from a torus. Similar to the Dupin cyclide in Figure 13(c), several geodesic circles on the torus are preserved because the sampled points and normals on the surface are also the points and normals on the circles. As a result, the PN subdivision surface resembles a torus shape very well. Even so, the Gaussian curvature plot in Figure 17(b) illustrates that the subdivision surface is not exactly a torus. If the subdivision surface is constructed with more control points and control normals sampled from the torus it resembles the original surface more accurately; see Figure 17(c). The approximate PN subdivision surfaces may not pass through the control points, they do not preserve toruses or cyclides either.

8. Conclusions and future work

In this paper we have presented novel nonlinear subdivision schemes for constructing curves and surfaces with control points and control normals. Our proposed PN subdivision schemes generalize traditional linear subdivision schemes in a simple and efficient way and the nonlinear subdivision schemes can be implemented almost in the same way as the traditional linear ones. PN subdivision schemes can have same convergence and smoothness orders as linear subdivision schemes, and they can reproduce circles, circular cylinders and spheres. The nice properties of the proposed subdivision schemes make them powerful tools for geometric modeling. Besides modeling curves and surfaces with local details, PN subdivision schemes are also capable of modeling fair curves and surfaces using simply chosen control normals. Particularly, PN subdivision schemes can be simple solutions to modeling fair C^2 subdivision surfaces with arbitrary topology control meshes by adapting linear C^2 subdivision schemes that only generate subdivision surfaces with flat extraordinary points.

As future work, a few interesting topics deserve further study: (a) curvature continuity analysis of PN C^2 subdivision surfaces with arbitrary topology control meshes; (b) computation of convex hulls or limit points of PN subdivision

curves and surfaces; (c) exploring surface subdivision schemes that preserve other geometric primitives such as toruses or cyclides.

Acknowledgment

This work was supported by the National Natural Science Foundation of China under Grant No. 12171429.

References

- Alexa, M., Boubekur, T., 2008. Subdivision shading. *ACM Trans. Graph.* 27 (5), 142.
- Cashman, T. J., Augsdörfer, U. H., Dodgson, N. A., Sabin, M. A., 2009. NURBS with extraordinary points: high-degree, non-uniform, rational subdivision schemes. *ACM Trans. Graph.* 28 (3).
- Cashman, T. J., Hormann, K., Reif, U., 2013. Generalized Lane-Riesenfeld algorithms. *Comput. Aided Geom. Des.* 30 (4), 398–409.
- Catmull, E., Clark, J., 1978. Recursively generated B-spline surfaces on arbitrary topological meshes. *Computer Aided Design* 10 (6), 350–355.
- Cavaretta, A. S., Dahmen, W., Micchelli, C. A., 1991. Stationary subdivision. *Memoirs of the American Mathematical Society* 93 (453), 1–186.
- Chaikin, G., 1974. An algorithm for high speed curve generation. *Computer Graphics and Image Processing* 3, 346–349.
- Chalmovianský, P., Jüttler, B., 2007. A non-linear circle-preserving subdivision scheme. *Adv. Comput. Math.* 27 (4), 375–400.
- Conti, C., Dyn, N., 2021. Non-stationary subdivision schemes: state of the art and perspectives. In: Fasshauer, G. E., Neamtu, M., Schumaker, L. L. (Eds.), *Approximation Theory XVI*. Springer, pp. 39–71.
- Deng, C., Ma, W., 2013. A unified interpolatory subdivision scheme for quadrilateral meshes. *ACM Trans. Graph.* 32 (3), 23:1–23:11.
- DeRose, T., Kass, M., Truong, T., 1998. Subdivision surfaces in character animation. In: *Proceedings of SIGGRAPH '98*. pp. 85–94.
- Doo, D., Sabin, M., 1978. Behaviour of recursive division surfaces near extraordinary points. *Computer Aided Design* 10 (6), 356–360.
- Dyn, N., 2002. Analysis of convergence and smoothness by the formalism of laurent polynomials. In: Iske, A., Quak, E., Floater, M. S. (Eds.), *Tutorials on Multiresolution in Geometric Modelling*, Summer School Lecture Notes. Springer, pp. 51–68.
- Dyn, N., Hormann, K., 2012. Geometric conditions for tangent continuity of interpolatory planar subdivision curves. *Comput. Aided Geom. Des.* 29 (6), 332–347.
- Dyn, N., Levin, D., 1995. Analysis of asymptotically equivalent binary subdivision schemes. *Journal of Mathematical Analysis and Applications* 193 (2), 594–621.
- Dyn, N., Levin, D., 2002. Subdivision schemes in geometric modelling. *Acta Numerica* 11, 73–144.
- Dyn, N., Levin, D., Gregory, J. A., 1987. A 4-point interpolatory subdivision scheme for curve design. *Comput. Aided Geom. Des.* 4 (4), 257–268.
- Dyn, N., Levin, D., Gregory, J. A., 1990. A butterfly subdivision scheme for surface interpolation with tension control. *ACM Trans. Graph.* 9 (2), 160–169.
- Dyn, N., Levin, D., Yoon, J., 2014. A new method for the analysis of univariate nonuniform subdivision schemes. *Constructive Approximation* 40, 173–188.
- Fang, M., Ma, W., Wang, G., 2014. A generalized surface subdivision scheme of arbitrary order with a tension parameter. *Computer Aided Design* 49 (1), 8–17.
- Grohs, P., 2009. Smoothness equivalence properties of univariate subdivision schemes and their projection analogues. *Numerische Mathematik* 113, 163–180.
- Hormann, K., Sabin, M. A., 2008. A family of subdivision schemes with cubic precision. *Comput. Aided Geom. Des.* 25 (1), 41–52.
- Kobbelt, L., 1996. Interpolatory subdivision on open quadrilateral nets with arbitrary topology. *Comput. Graph. Forum* 15 (3), 409–420.
- Lane, J. M., Riesenfeld, R. F., 1980. A theoretical development for the computer generation and display of piecewise polynomial surfaces. *IEEE Transactions on Pattern Analysis and Machine Intelligence* 2 (1), 35–46.
- Levin, A., 2006. Modified subdivision surfaces with continuous curvature. In: *SIGGRAPH '06: ACM SIGGRAPH 2006 Papers*. ACM Press, New York, NY, USA, pp. 1035–1040.
- Lipovetsky, E., Dyn, N., 2016. A weighted binary average of point-normal pairs with application to subdivision schemes. *Comput. Aided Geom. Des.* 48, 36–48.
- Lipovetsky, E., Dyn, N., 2020. Extending editing capabilities of subdivision schemes by refinement of point-normal pairs. *Comput. Aided Des.* 126, 102865.
- Loop, C., 1987. Smooth subdivision surfaces based on triangles. Master's Thesis, University of Utah, Salt Lake City.
- Micchelli, C. A., Prautzsch, H., 1989. Uniform refinement of curves. *Linear Algebra and Applications* 114/115, 841–870.
- Morin, G., Warren, J. D., Weimer, H., 2001. A subdivision scheme for surfaces of revolution. *Comput. Aided Geom. Des.* 18 (5), 483–502.
- Myles, A., Peters, J., 2009. Bi-3 C^2 polar subdivision. *ACM Trans. Graph.* 28 (3), Article 48.
- Peters, J., Reif, U., 2008. *Subdivision Surfaces*. Springer.
- Prautzsch, H., 1998. Smoothness of subdivision surfaces at extraordinary points. *Advances in Computational Mathematics* 9, 377–389.
- Prautzsch, H., Umlauf, G., 1998. A G^2 -subdivision algorithm. In: Farin G., Bieri H., B. G., T., D. R. (Eds.), *Geometric Modelling*. Springer, Vienna, pp. 217–224.
- Prautzsch, H., Umlauf, G., 2000. A G^1 and G^2 subdivision scheme for triangular nets. *International Journal of Shape Modeling* 6 (1), 21–35.
- Reif, U., 1995. A unified approach to subdivision algorithms near extraordinary vertices. *Computer Aided Geometric Design* 12 (2), 153–174.
- Reif, U., Sabin, M. A., 2019. Old problems and new challenges in subdivision. *J. Comput. Appl. Math.* 349, 523–531.
- Reif, U., Weinmann, A., 2021. Clothoid fitting and geometric Hermite subdivision. *Advances in Computational Mathematics* 47, 50.
- Rioul, O., 1992. Simple regularity criteria for subdivision schemes. *SIAM Journal on Mathematical Analysis* 23 (6), 1544–1576.
- Sabin, M. A., Dodgson, N. A., 2005. A circle-preserving variant of the four-point subdivision scheme. In: Dæhlen, M., Mörken, K., Schumaker, L. (Eds.), *Mathematical Methods for Curves and Surfaces: Tromsø 2004*. Nashboro Press, Brentwood, TN, pp. 275–286.

- Schaefer, S., Vouga, E., Goldman, R., 2008. Nonlinear subdivision through nonlinear averaging. *Comput. Aided Geom. Des.* 25 (3), 162–180.
- Sederberg, T. W., Zheng, J., Sewell, D., Sabin, M., 1998. Non-uniform recursive subdivision surfaces. In: *Proceedings of SIGGRAPH '98*. pp. 387–394.
- Wallner, J., Dyn, N., 2005. Convergence and C^1 analysis of subdivision schemes on manifolds by proximity. *Comput. Aided Geom. Des.* 22 (7), 593–622.
- Wallner, J., Pottmann, H., 2006. Intrinsic subdivision with smooth limits for graphics and animation. *ACM Trans. Graph.* 25 (2), 356–374.
- Weinmann, A., 2010. Nonlinear subdivision schemes on irregular meshes. *Constructive Approximation* 31, 395–415.
- Weinmann, A., 2012. Subdivision schemes with general dilation in the geometric and nonlinear setting. *Journal of Approximation Theory* 164, 105–137.
- Xie, G., Yu, T. P.-Y., 2007. Smoothness equivalence properties of manifold-valued data subdivision schemes based on the projection approach. *SIAM Journal on Numerical Analysis* 45 (3), 1200–1225.
- Yang, X., 2006. Normal based subdivision scheme for curve design. *Comput. Aided Geom. Des.* 23 (3), 243–260.
- Yang, X., 2016. Matrix weighted rational curves and surfaces. *Computer Aided Geometric Design* 42, 40–53.
- Yang, X., Zheng, J., 2013. Curvature tensor computation by piecewise surface interpolation. *Computer-Aided Design* 45 (12), 1639–1650.
- Zorin, D., 2006. Constructing curvature-continuous surfaces by blending. In: *SGP'06: Proceedings of the Fourth Eurographics Symposium on Geometry Processing*. pp. 31–43.
- Zorin, D., Schröder, P., Sweldens, W., 1996. Interpolation subdivision for meshes with arbitrary topology. In: *Proceedings of SIGGRAPH '96*. pp. 189–192.