

Multi-Task Learning based Video Anomaly Detection with Attention

Mohammad Baradaran¹
mohammad.baradaran.1@ulaval.ca

Robert Bergevin²
robert.bergevin@gel.ulaval.ca

¹ Université Laval
Computer Vision and Systems
Laboratory (CVSL)
Québec City, Québec, Canada

² Université Laval
Computer Vision and Systems
Laboratory (CVSL)
Québec City, Québec, Canada

Abstract

Multi-task learning based video anomaly detection methods combine multiple proxy tasks in different branches to detect video anomalies in different situations. Most existing methods either do not combine complementary tasks to effectively cover all motion patterns, or the class of the objects is not explicitly considered. To address the aforementioned shortcomings, we propose a novel multi-task learning based method that combines complementary proxy tasks to better consider the motion and appearance features. We combine the semantic segmentation and future frame prediction tasks in a single branch to learn the object class and consistent motion patterns, and to detect respective anomalies simultaneously. In the second branch, we added several attention mechanisms to detect motion anomalies with attention to object parts, the direction of motion, and the distance of the objects from the camera. Our qualitative results show that the proposed method considers the object class effectively and learns motion with attention to the aforementioned important factors which results in a precise motion modeling and a better motion anomaly detection. Additionally, quantitative results show the superiority of our method compared with state-of-the-art methods.

1 INTRODUCTION

With the growth of surveillance cameras, automatic analysis of video contents is called for. Generally, the aim of this analysis is to detect anomalous events (i.e., unfamiliar or unexpected events in a given context [1]) in the video which may demand instant action. Due to the rarity and diversity of anomalous events, adequate training anomaly samples are typically not available for supervised training. Hence, researchers of the field dedicated more interest to semi-supervised approaches, in which normals are learned via a proxy task (i.e., a task that indirectly helps us to achieve our target goal) and detect the anomalies by finding the deviations from normality. For example, reconstruction of current frames or prediction of masked frames are popular proxy tasks in video anomaly detection (VAD), in which the trained models on normals show a worse reconstruction or prediction result for anomalies,

and the error of the estimation determines the anomaly score. Researchers have employed different proxy tasks in multiple branches to consider different modalities (mostly appearance and motion) in their approaches. Different proxy tasks are meant to be complementary to each other and consequently are combined towards a higher performance. For example, Nguyen and Meunier [19] proposed a two-stream network in which one stream models the appearance features and detects appearance-based anomalies while the other models motion patterns and looks for motion anomalies. Multiple similar strategies have been proposed and each work proposes a different combination of proxy tasks with different anomaly score fusion strategies [8, 9, 10, 14, 19]. Recently, researchers (*e.g.* [11]) proposed to add more proxy tasks (in multiple branches) to cover more spatio-temporal patterns. However, although recent methods attain better results, they still do not consider motion patterns thoroughly or do not explicitly analyze the class of the object for anomaly detection.

To address the aforementioned shortcomings, inspired by [11], we propose an improved multi-task learning based VAD method. Different from [11] and following the success of the semantic segmentation task in considering the object class in VAD [8], we deploy the semantic segmentation proxy task, in the appearance branch. Additionally, contrarily to [11], which performs anomaly detection at the object level, we propose a holistic VAD method, to not lose location information. Baradaran and Bergevin [8] proposed to use optical flow magnitude (OFM) estimation for each object to detect motion anomalies. However, the downside of their approach is that they neglect the motion direction information in motion estimation to overcome the confusion problem of the network in estimating optical flow (OF) from a single frame, as was proposed in [19]. Hence, they do not effectively detect the anomalies which are due to sudden direction changes (such as in fighting, jumping, etc). Besides, to make a correspondence between each object and its motion magnitude (*i.e.*, pixel-based object displacement through frames) some important factors, such as motion direction, object part, and distance of the object from the camera were not taken into account. We address these issues by leveraging two different attention mechanisms. We take advantage of a spatial and channel attention network and apply it to feature maps of the mid-layers in the encoder, which helps the network consider object parts (hands, legs, etc) for motion magnitude estimation. Moreover, we designed a new attention network that helps estimate the motion magnitude for each object with attention to its distance from the camera and the direction of its motion (details in section 3). Finally, we add future frame prediction as another proxy task, to find sudden motion changes. However, to reduce the network size, we combine the semantic segmentation and future frame prediction tasks in a single task to be performed by a single network. In summary, our contributions are multifold:

- A novel multi-task learning based video anomaly detection method which combines three different proxy tasks to more generally consider appearance and motion features for anomaly detection.
- A combination of semantic segmentation and future frame prediction tasks in a single novel task to find both appearance and motion anomalies.
- A novel attention network to estimate precise motion magnitude for an object with attention to its motion direction and its distance from the camera. We also employ a spatial and channel attention mechanism in the backbone of the motion estimation branch to boost meaningful features and generate estimations specific to different object parts.

2 PREVIOUS WORK

Researchers have formulated anomaly detection as frame(s) reconstruction [1, 2, 3, 4, 5, 6] or as prediction tasks [7, 8, 9, 10, 11], assuming that the unsupervised network (*e.g.* A UNet) trained on normals generates a higher reconstruction/prediction error for anomalies. However, all previously mentioned methods consider low-level features (color, intensity, etc) for anomaly detection and do not explicitly consider the class of objects for their evaluation. Object-centric-based VAD methods [12, 13] although detect and crop objects out of frame (by a pre-trained object detector) for a better concentration on objects, they also consider low-level features in training and inference, since they reconstruct or predict cropped objects for VAD. To address the mentioned challenge, inspired by [14], Baradaran and Bergevin [5] proposed a teacher-student-based VAD that uses semantic segmentation as the proxy task and hence is able to explicitly consider the class of the objects for VAD.

Baradaran and Bergevin [5] report that single-branch approaches (such as [2, 12]) do not effectively cover all motion cases and are usually dominated by appearance features. Hence, to tackle the shortcomings of one stream methods, researchers [8, 9, 13, 15] have proposed two-stream VAD methods, to detect motion and appearance effectively in separate branches. They mostly tackle the motion anomaly detection problem by reconstructing motion features (*e.g.* optical flow features) [16]. One of the most noticeable related works is proposed by Neygun and Meunier [17] which formulates motion learning as a translation from the input frame to its corresponding optical flow map, trying to consider the correspondence between objects and their motion for the motion anomaly detection. Baradaran and Bergevin [5] proposed to translate the input frame to its optical flow magnitude (considering only the magnitude of motion), as they reported that the network can be confused while predicting the complete optical flow from a single frame. Although their approach addresses the issue of confusion and effectively learns correspondence between each object and its motion magnitude and detects related anomalies, their method neglects the direction information. Hence their method may fail in the detection of anomalies which are due to sudden direction changes. Moreover, they may fail in precise motion magnitude prediction since the perceived motion in frames is also a function of the distance from the camera (*i.e.* the same motion magnitude looks smaller at distance) and also the direction of motion (objects moving parallel to the camera looks faster than the same motion away from the camera), and these factors have not been taken to account in their method.

Inspired by the success of multi-task learning based methods in considering different aspects essential for anomaly detection, we build on recent methods ([8, 13]) and we add future frame prediction for sudden direction change detection and attentive layers which estimate motion with attention to object part, motion direction, and distance of the object.

3 METHOD

We propose a multi-task learning based video anomaly detection method that leverages three self-supervised proxy tasks in two separate branches in order to model normal patterns and consequently detect anomalies. The pipeline of the proposed method is illustrated in Fig. 1(a) and described in detail in the following.

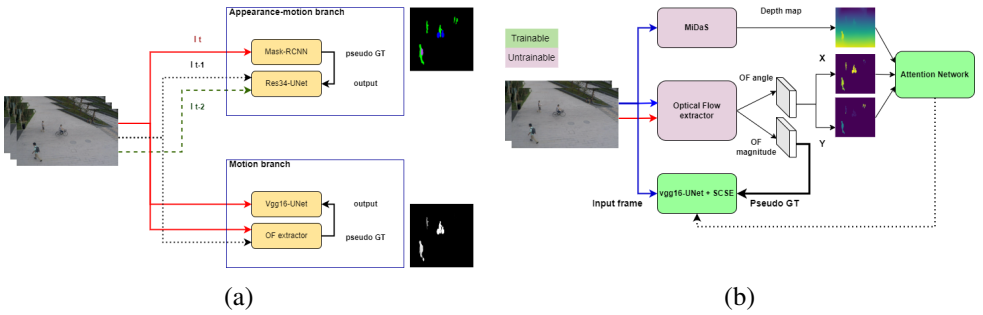


Figure 1: (a) The Framework of our proposed method (training stage). Mask-RCNN and OF extractors (as teachers respectively for the appearance-motion and the motion branches) provide the required pseudo-GT for training their students. During the inference stage, the output of each student network (estimation) is compared to its related pseudo-GT (expectation) to calculate the respective anomaly score. (b) The motion branch in details. Figures are best viewed in color.

3.1 Multi-task learning

Inspired by [10] we propose a multi-task learning based VAD method, which leverages three proxy tasks in two branches for video anomaly detection. The first branch (named as appearance-motion branch) combines two different tasks (semantic segmentation and future frame prediction) to model appearance and motion simultaneously. The second branch (i.e., the motion branch) is in charge of learning the correspondence between each normal object and its normal motion magnitude, with attention to its distance from the camera, motion direction, and its body parts. In this way, all three tasks are complementary to each other, each trying to find anomalies for which the other tasks may be sub-optimal.

3.2 The appearance-motion branch

Experiments in [5] show that leveraging semantic segmentation as a proxy task helps to effectively find the appearance anomalies considering the class of objects. Moreover, our experiments show that future frame prediction is a suitable task to detect sudden motion changes (e.g. direction changes, acceleration). A network trained to predict the future frame of two consecutive normal frames fails to predict the precise location of the objects while having sudden motion changes (such as in fighting, jumping, etc). To leverage the abilities of both tasks, the first branch of our method combines two different tasks of semantic segmentation and future frame prediction in a new single task and aims to predict the semantic segmentation map of the future frame by observing two consecutive frames. In this way, not only does it learn the class of the normal objects in the frame during the training, but also it learns the normal evolution between two normal frames. This branch follows a teacher-student strategy for anomaly detection. During training, a student (resnet34-UNet in our method) gets two consecutive frames and learns to generate the semantic segmentation map of the future frame (i.e., the next frame), assuming that at inference time, the prediction error would be higher for anomalies. The pseudo Ground-Truth (GT) for training the student network is generated by Mask-RCNN which is trained on a large dataset (MSCOCO in our experiments).

3.3 The motion branch

Although the first branch partially considers motion anomalies, it does not cover all motion cases. Hence, in the second branch, we employ the idea proposed in [5] which is to learn a normal motion magnitude for each object by translating an input frame to its optical flow magnitude map. This branch also follows a teacher-student strategy where the student (a vgg16-UNet here) learns to translate an input frame to its optical flow magnitude map, generated by a pre-trained optical flow extractor (considering its past frame) as a pseudo-GT. In this way, the student network learns the correspondence between each object and its normal motion magnitude during training, assuming that it will make an imprecise motion estimation for objects moving faster than their normal motions. However, this method has some challenges as follows: 1) some objects (such as humans) do not have a constant motion magnitude in all their parts. For example, hands and legs usually have a larger motion magnitude compared to the chest and head. This factor has not been taken into account in [5]. 2) The motion magnitude perceived in frames (pixel displacement of objects) is a function of some variables such as motion direction and object distance from the camera. Objects moving parallel to the camera show a larger motion (i.e., generates a larger optical flow magnitude) compared to objects moving away/towards from/to the camera. Hence estimation of motion magnitude without attention to these factors would result in an imprecise prediction.

In our motion branch, we build on the method proposed in [5] by employing two different attention mechanisms to address the mentioned shortcomings. We employ a spatial and channel attention network in the main network, to dedicate more attention to special body parts (such as legs and hands) and we also design a new attention network to help the network make predictions with attention to supplementary information (such as motion direction and relative distance information). The details of the motion branch are illustrated in Fig. 1(b) and the details of the attention mechanisms are described next.

3.4 Spatial and channel attention

By visualizing the generated feature maps of the basic vgg16-UNet in the motion branch, we observed that the encoder of the vgg16-UNet (trained semi-supervisedly) generates different levels of features through different layers and the mid-layers generate some feature maps that are activated for different object parts. Hence, we applied the spatial and channel attention (SCSE) mechanism as proposed in [6] on the feature maps of mid-layers to help the network dedicate more attention to different body parts.

3.5 Attention to distance and direction

To provide attention to distance and direction features, we designed another attention network, as illustrated in Fig. 2. The network uses the direction and distance information as inputs and generates an attention map to apply to attentive layers.

In the motion branch, the teacher network extracts the optical flow of two consecutive frames (I_{t-1} , I_t) and provides the magnitude of the optical flow as the pseudo-GT to be utilized by the student to map the input frame (I_t) to its OFM. The generated OF features by the teacher (denoted as OF in (1)) encompasses the direction information in addition to magnitude information (1). In (1) Mag stands for the magnitude of the optical flow and Ang shows the angle of the motion relative to the horizontal axis in the frame. The Ang features can be supplied to our attention network as direction features. However, we calculate the

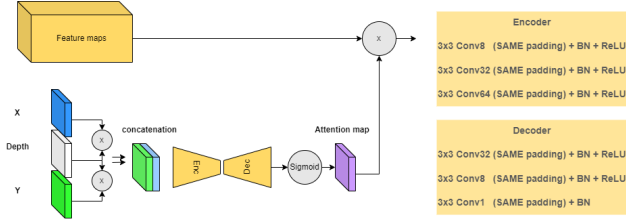


Figure 2: The proposed attention network. The generated attention map is applied to feature maps to provide attention to supplementary information (i.e., depth and direction). Best viewed in color.

Cosine and Sine of Ang to normalize it and to generate two new different features: motion parallel to the camera (denoted as X in (2) and Fig. 2) and the motion towards/away to/from the camera (denoted as Y in (3) and Fig. 2).

$$\text{Mag}, \text{Ang} = OF(I_{t-1}, I_t) \quad (1)$$

$$X = |\cos(\text{Ang})| \quad (2)$$

$$Y = |\sin(\text{Ang})| \quad (3)$$

Since we do not have the actual information about the object’s distance from the camera, we extract the depth maps of the frames to represent the relative distance information of the objects to the camera. We use the MiDaS [24, 25] to estimate the relative depth maps of input frames. MiDaS is pre-trained on 10 different datasets using multi-objective optimization which ensures high-quality depth map generation for a wide range of inputs. We use the hybrid version of the method to keep the equilibrium between precision and execution time. Fig. 2 shows how the extracted informations are combined and processed inside the attention network to generate the attention map.

3.6 Inference

At the inference stage, we provide both normal and abnormal frames to each branch and we compare the estimation of each branch with their related expectations (pseudo-GT generated by teachers of each branch) to calculate the anomaly map of that frame. We calculate the sum of activations in each frame as the anomaly score of that frame. For temporal denoising, Savitzky–Golay filter [8] is applied on the anomaly scores. Finally, we flag a frame as an anomaly if the anomaly score of any branch is larger than a predefined threshold. As the networks of each branch have just been trained with normal frames, we assume to observe a considerable difference between estimations and expectations of each branch if it contains any anomalies specific to that branch. These anomaly maps are supposed to contain activations at the position of the anomalies in the frame.

4 EXPERIMENTS AND RESULTS

We evaluated the performance of our proposed method and the effectiveness of each contribution on the ShangahiTech [16] and UCSD-Ped2 [18] datasets. The details of the ex-

periments, qualitative and quantitative results, and also a comparison with state-of-the-art approaches appear next.

4.1 Datasets

ShanghaiTech (ST) and UCSD-ped2 datasets are two of the benchmark datasets popularly used to evaluate semi-supervised VAD methods. They provide only normal training frames in their training subsets and both normal and abnormal frames in the test subsets, along with frame-based and pixel-based annotations. The definition of normality and anomaly is similar in both datasets. People walking on the sidewalk (could be carrying bags or backpacks) are considered normal, however, the presence of some previously unseen objects (such as bikes, bicycles, cars, etc) or some previously unseen motion patterns (such as running, chasing, fighting, riding, etc) are considered as anomaly patterns. Compared to UCSD-ped2, shanghaiTech is a more complicated dataset, since it has multiple different scenes (13 scenes) and much more anomalies. On the other hand, low resolution and gray scale frames make the Ped2 dataset more challenging and prone to failures for the segmentation task.

4.2 Evaluation metric

Following the state-of-the-art (SOTA) methods in the field, we provide our quantitative evaluation by measuring the frame-level AUC (Area Under Curve). This curve is plotted by registering multiple True Positive Rate (TPR) and False Positive Rate (FPR) of the method by changing the anomaly score threshold from min to max. The higher AUC indicates a better performance.

4.3 Implementation details

Input frames in our experiments are resized to 256×256 for each branch. We initialize encoders of both student branches (res34-UNet and vgg16-UNet) with parameters of the networks trained on Imagenet. The learning rates of both branches are initialized to 0.001 however and are halved every 10 epochs. We trained networks of both branches with the patch-based loss [24] (dividing input frame into 16 patches) by the Adam optimizer. We employed Mask-RCNN (pre-trained on MSCOCO) as the teacher of the appearance branch and the Farneback algorithm from the OpenCV library as a teacher for pseudo-GT optical flow feature extraction from two consecutive frames ($\Delta t = 1$). Finally, to discard the background and bring more attention to the foreground objects we mask the extracted optical flow maps with the extracted semantic segmentation maps.

4.4 Qualitative analysis

To qualitatively analyze the effectiveness of the proposed method we visualize the anomaly maps for multiple normal and abnormal frames. Figures 3, and 4 exhibits some qualitative results respectively for the appearance-motion and the motion branches. Figure 3 contains multiple samples of anomalous frames (top row) and corresponding anomaly maps (bottom row), generated by the appearance-motion branch. As can be seen in this figure, anomaly maps contain higher activations at anomalous objects (bicycle and bike in columns 1 and 2) or even at normal objects with sudden abnormal motions (legs and hands of a man while fighting in column 3 and for running or chasing persons in columns 4 and 5).




Figure 3: Qualitative results for the appearance-motion branch.



Figure 4: Qualitative results for the motion branch. top: Input frames. bottom: Anomaly map.

Similar results can be observed in figure 4 for the motion branch. As can be seen in this figure, our method generated larger activations for anomalous motions.

Figure 5 presents an anomalous frame (5a) and the generated anomaly map with and without applying the attention mechanisms. As can be noticed, the generated anomaly map contains weaker activations at normals (inside the bounding boxes) in presence of attention compared to without attention. It shows that precise motions have been estimated for normals. For example, for the man close to the camera (5b) the basic network does not take the distance information into account and estimates a smaller motion compared to its GT which leads to a bigger difference between estimation and GT (and hence a larger activation in the anomaly map). Additionally, we observe a larger activation at legs (i.e., a False Positive) in figure 5(b) however, as attention has been applied in 5(c) all mentioned failures have been addressed in our new attention-based method.

4.5 Comparison with the SOTA methods and ablation study

Table 1 compares the performance of our proposed method with state-of-the-art semi-supervised VAD methods on two benchmark datasets (ST and Ped2). The comparison is based on the frame-level AUC. As can be seen, our method provides superior results compared to similar SOTA holistic semi-supervised VAD methods. Tables 2, 3, and 4 confirm the effectiveness of each proposed contribution in increasing the total accuracy.

As can be noticed in table 2, all proxy tasks are complementary to each other and can detect more anomalies in an ensemble way. Most importantly, we observe that by adding the future frame prediction task to our method, it detects more motion anomalies compared to just using the OFM.

Table 4 indicates that adding attention to any position in the network (encoder, decoder, skip connection, or the final layer) boosts the performance. However, a higher performance has been observed for the encoder, decoder and final layer positions, compared to skip-




Figure 5: Attention in motion estimation. (a)Input frame. (b)Anomaly map without attention. (c)Anomaly map with attention.

Method	Ped2	ShanghaiTech
Hasan <i>et al.</i> [14]	85.0	60.9
Chong <i>et al.</i> [9]	87.4	N/A
Liu <i>et al.</i> [16]	95.4	72.8
Park <i>et al.</i> [18]	97.0	70.5
Nguyen <i>et al.</i> [19]	96.2	N/A
Ionescu <i>et al.</i> [15]	97.8	84.9
Mohammad <i>et al.</i> [1]	97.76	86.18
Georgescu <i>et al.</i> [17]	92.4	83.5
Yu <i>et al.</i> [20]	95.0	73.0
Ours	97.8	89.1

Table 1: Comparison of performance (AUC) with SOTA methods. Best-performing method is denoted in boldface.

Tasks	Seg	OFM	Seg+Pred	Seg+OFM	Multi task
AUC	76.3	79.19	80.61	88.21	89.1

Table 2: Contribution of each proxy task (Seg: semantic segmentation, Pred: prediction, OFM: optical flow magnitude) in increasing the performance.

Model	UNet	UNet+Att	UNet+SCSE+ATT
AUC	69.7	78.14	79.19

Table 3: Contribution of each attention module (SCSE: spatial and channel wise attention [21], Att: attention to supplementary information) in increasing the performance of the motion branch.

Attention layer	W/O attention	Encoder	Decoder	Skip connection	Final layer
AUC	69.7	77.91	78.14	72.07	77.52

Table 4: Position of attention map. This table shows how the position of attention map integration affects the performance of the motion branch.

connection.

5 CONCLUSION

In this paper we proposed a multi-task learning based video anomaly detection method with attentive layers, which benefits from three complementary proxy tasks, namely semantic segmentation, future frame prediction, and optical flow magnitude estimation, to detect anomalies in the video. Our experiments show that adding each task results in higher performance in terms of AUC. Importantly, experimental results confirm that our proposed idea of using attention to both direction of object motion and distance of the object from the camera introduces a new and meaningful way to engage context information in video anomaly detection

and results in a precise motion estimation. Our qualitative results show the explainability of estimations and detections and also the effectiveness of each contribution. Quantitative results on the ShanghaiTech and Ped2 datasets, on the other hand, show the superior performance of our method, compared to SOTA methods.

References

- [1] Davide Abati, Angelo Porrello, Simone Calderara, and Rita Cucchiara. Latent space autoregression for novelty detection. In *2019 IEEE/CVF Conference on Computer Vision and Pattern Recognition (CVPR)*, pages 481–490, 2019.
- [2] Roy AG, Navab N, and Wachinger C. Recalibrating fully convolutional networks with spatial and channel "squeeze and excitation" blocks. *IEEE Transactions on Medical Imaging*, pages 540–549, 2019. doi: 10.1109/tmi.2018.2867261.
- [3] Samet Akçay, Amir Atapour-Abarghouei, and Toby P. Breckon. Skip-ganomaly: Skip connected and adversarially trained encoder-decoder anomaly detection. In *2019 International Joint Conference on Neural Networks (IJCNN)*, pages 1–8, 2019.
- [4] Mohammad Baradaran and Robert Bergevin. A critical study on the recent deep learning based semi-supervised video anomaly detection methods. *arXiv preprint arXiv:2111.01604*, 2021, unpublished.
- [5] Mohammad Baradaran and Robert Bergevin. Object class aware video anomaly detection through image translation. *19th Conference on Robots and Vision (CRV)*, 2022.
- [6] D. Chen, P. Wang, L. Yue, Y. Zhang, and T. Jia. Anomaly detection in surveillance video based on bidirectional prediction. *Image and Vision Computing*, 98, 2020.
- [7] Yong Shean Chong, Yong Haur Tay, Fengyu Cong, Andrew Leung, and Qinglai Wei. Abnormal event detection in videos using spatiotemporal autoencoder. In *Advances in Neural Networks - ISNN 2017*, pages 189–196, Cham, 2017. Springer International Publishing. ISBN 978-3-319-59081-3.
- [8] Wu Chongke, Shao Sicong, Tunc Cihan, Satam Pratik, and Hariri Salim. An explainable and efficient deep learning framework for video anomaly detection. In *2021 Cluster computing*, pages 1–23, 2021.
- [9] Keval Doshi and Yasin Yilmaz. Any-shot sequential anomaly detection in surveillance videos. In *2020 IEEE/CVF Conference on Computer Vision and Pattern Recognition Workshops (CVPRW)*, pages 4037–4042, 2020.
- [10] Mariana-Iuliana Georgescu, Antonio Barbalau, Radu Tudor Ionescu, Fahad Shahbaz Khan, Marius Popescu, and Mubarak Shah. Anomaly detection in video via self-supervised and multi-task learning. In *Proceedings of the IEEE/CVF Conference on Computer Vision and Pattern Recognition (CVPR)*, pages 12742–12752, June 2021.
- [11] Dong Gong, Lingqiao Liu, Le Vuong, Budhaditya Saha, Moussa Mansour, Svetha Venkatesh, and Anton Hengel. Memorizing normality to detect anomaly: Memory-augmented deep autoencoder for unsupervised anomaly detection. In *2019 IEEE/CVF International Conference on Computer Vision (ICCV)*, pages 1705–1714, 10 2019.

- [12] Mahmudul Hasan, Jonghyun Choi, Jan Neumann, Amit K. Roy-Chowdhury, and Larry S. Davis. Learning temporal regularity in video sequences. In *2016 IEEE Conference on Computer Vision and Pattern Recognition (CVPR)*, pages 733–742, 2016.
- [13] Radu Tudor Ionescu, Fahad Khan, Mariana Georgescu, and Ling Shao. Object-centric auto-encoders and dummy anomalies for abnormal event detection in video. In *2019 IEEE/CVF Conference on Computer Vision and Pattern Recognition (CVPR)*, pages 7834–7843, 06 2019.
- [14] S. Leroux, B. Li, and P. Simoens. Multi-branch neural networks for video anomaly detection in adverse lighting and weather conditions. *IEEE/CVF Winter Conference on Applications of Computer Vision (WACV)*, pages 3027–3035, 2022. doi: 10.1109/WACV51458.2022.00308.
- [15] Krzysztof Lis, Krishna Nakka, Pascal Fua, and Mathieu Salzmann. Detecting the unexpected via image resynthesis. In *2019 IEEE/CVF International Conference on Computer Vision (ICCV)*, pages 2152–2161, 10 2019.
- [16] W. Liu, D. Lian W. Luo, and S. Gao. Future frame prediction for anomaly detection – a new baseline. In *2018 IEEE Conference on Computer Vision and Pattern Recognition (CVPR)*, 2018.
- [17] Zhian Liu, Yongwei Nie, Chengjiang Long, Qing Zhang, and Guiqing Li. A hybrid video anomaly detection framework via memory-augmented flow reconstruction and flow-guided frame prediction. In *2021 IEEE/CVF International Conference on Computer Vision (ICCV)*, pages 13568–13577, 2021. doi: 10.1109/ICCV48922.2021.01333.
- [18] Vijay Mahadevan, Weixin Li, Viral Bhalodia, and Nuno Vasconcelos. Anomaly detection in crowded scenes. In *2010 IEEE Computer Society Conference on Computer Vision and Pattern Recognition*, pages 1975–1981, 2010. doi: 10.1109/CVPR.2010.5539872.
- [19] Trong Nguyen Nguyen and Jean Meunier. Anomaly detection in video sequence with appearance-motion correspondence. In *2019 IEEE/CVF International Conference on Computer Vision (ICCV)*, pages 1273–1283, 2019.
- [20] Hyunjong Park, Jongyoun Noh, and Bumsu Ham. Learning memory-guided normality for anomaly detection. *2020 IEEE/CVF Conference on Computer Vision and Pattern Recognition (CVPR)*, pages 14360–14369, 2020.
- [21] René Ranftl, Alexey Bochkovskiy, and Vladlen Koltun. Vision transformers for dense prediction. *ICCV*, 2021.
- [22] René Ranftl, Katrin Lasinger, David Hafner, Konrad Schindler, and Vladlen Koltun. Towards robust monocular depth estimation: Mixing datasets for zero-shot cross-dataset transfer. *IEEE Transactions on Pattern Analysis and Machine Intelligence*, 44(3), 2022.
- [23] Pankaj Raj Roy, Guillaume-Alexandre Bilodeau, and Lama Seoud. Local anomaly detection in videos using object-centric adversarial learning. In *Pattern Recognition. ICPR International Workshops and Challenges*, pages 219–234, Cham, 2021. Springer International Publishing. ISBN 978-3-030-68799-1.

-
- [24] Yu Zhang, Xiushan Nie, Rundong He, Meng Chen, and Yilong Yin. Normality learning in multispace for video anomaly detection. *IEEE Transactions on Circuits and Systems for Video Technology*, 31(9):3694–3706, 2021. doi: 10.1109/TCSVT.2020.3039798.
 - [25] Yu Zhang, Xiushan Nie, Rundong He, Meng Chen, and Yilong Yin. Normality learning in multispace for video anomaly detection. *IEEE Transactions on Circuits and Systems for Video Technology*, 31(9):3694–3706, 2021. doi: 10.1109/TCSVT.2020.3039798.
 - [26] Yiru Zhao, Bing Deng, Chen Shen, Yao Liu, Hongtao Lu, and Xiansheng Hua. Spatio-temporal autoencoder for video anomaly detection. *Proceedings of the 25th ACM international conference on Multimedia*, 2017.