

A comparative study of the performance of different search algorithms on FOON graphs

Kumar Shashwat
 Computer Science and Engineering
 University of South Florida
 Tampa, U.S.A
 kshashwat@usf.edu

Abstract—A robot finds it really hard to learn creatively and adapt to the new unseen challenges. This is mainly because of the very limited information it has access or experience towards. Paulius et al. [1] presented a way to construct functional graphs which can encapsulate. Sakib et al. [2] further expanded FOON objects for robotic cooking. This paper presents a comparative study of Breadth First Search (BFS), Greedy Breadth First search (GBFS) with two heuristic functions, and Iterative Depth First Search (IDFS) and provides the comparison of their performance.

Index Terms—FOON, BFS, DFS, Greedy BFS, Iterative DFS

I. INTRODUCTION

A. Motivation

Robots still struggle with flexible task planning, which prevents them from ingeniously adapting their plans to novel or unforeseen issues. This difficulty is mostly attributable to the robots' inadequate understanding of their actions and environment. We investigate how task plans from a knowledge graph called the Functional Object-Oriented Network (FOON) may be developed for unique challenges needing ideas that are not immediately available to the robot in its knowledge base. Our research is motivated by the ability of humans to adapt.

B. Previous Work

Paulius et al. [1] in 2016, presented a novel structured approach for manipulation learning called as FOON (Functional Object-Oriented Network). Paulius et al. [3] in 2018 further extended FOON and presented construction and knowledge retrieval in a FOON graph. Sakib et al. [4] [2] [5] further in 2021 and 2022 showcased the extension of FOON for robotic cooking. This paper is an extension of their work, where a comparative study of various search algorithms is performed on robotic cooking FOON graphs.

II. VIDEO ANNOTATION AND FOON CREATION

A FOON object is shown in Figure 1. It's text equivalent is show in 2

A summary of the FOON instructions as shows in Figure 2:

- Each component is tab-separated. If the object name has multiple parts then it is separated using space.
- Input objects go before the motion line and output objects after it.

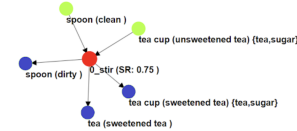


Fig. 1. Functional Unit for FOON

O	tea cup 0	
S	unsweetened tea	{tea,sugar}
O	spoon 1	
S	clean	
M	stir	Assumed Assumed
O	tea 0	
S	sweetened tea	
O	tea cup 0	
S	sweetened tea	{tea,sugar}
O	spoon 1	
S	dirty	

Fig. 2. Text Annotation for FOON object

- Object line is formatted as:
 O NAME-OF-OBJECT (0 or 1, describing if this object is moving or not) motion line
- State line is formatted as:
 S OBJECT-STATE (LIST OF INGREDIENTS, COMMA SEPARATED)
 The state is identified by the phrase or word within the parentheses. Certain items can be containers.
- The motion line is formatted as:
 M (NAME OF MOTION) (STARTING TIME) (ENDING TIME)
 While labelling, the starting time and ending time of the motion are necessary. However, its possible that some of the actions happened behind the scenes, in that case these items can be marked as *Assumed*

III. METHODOLOGY

A. Breadth First Search

A tree data structure can be searched for nodes that satisfy a specified property using the breadth-first search (BFS) technique. Before moving on to the nodes at the next depth level, it begins at the root of the tree and investigates every node there. To maintain track of the child nodes that were discovered but haven't been fully investigated, more memory,

typically a queue, is required. For example, In Figure 3 the BFS traversal will be $[root, A, B, C, D, E]$. While traversing the graph using BFS, the first node is selected for further exploration.

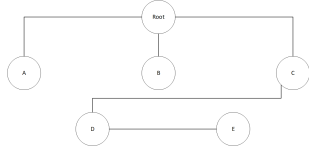


Fig. 3. Graph for BFS description

B. Greedy Breadth First Search

Under Greedy Breadth First search, instead of selecting the first motion out of all the available motions, the motion is selected greedily based on heuristic functions. As part of this project there are two greedy heuristic functions being considered.

1) *Heuristic Function I*: Under this Heuristic Function, there are multiple path with different motions. The motion with the largest success rate is selected from all the motions present. For example, a motion of slicing has a success rate of 0.9 whereas a motion of pouring has a success rate of 0.7 then, slicing will be selected. The motion success rates are provided in a text file. It is assumed that the motion success rate is calculated by repeated experimentation. If two paths have the same motion, then the motion which is iterated last and highest success rate is selected. In Figure 4, the maximum success rate is 40%. Assuming the iteration happens from left to right, therefore motion of *heat* will be selected.

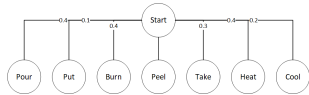


Fig. 4. FOON graph with motion success rates

2) *Heuristic Function II*: Under this Heuristic function, the path with the minimum number of inputs required for the next step are selected. For example, if peeling requires two ingredients (*potato, peeler*) and frying requires three ingredients (*diced potato, oil, frying pan*). Here in this example, peeling will be chosen. If two paths have the same number of ingredients, then the motion with the least number of ingredients and the last in the iteration will be selected. In Figure 5, *peel* will be selected.



Fig. 5. FOON graph with ingredients

C. Iterative deepening Depth First Search

Iterative deepening search (IDS or IDDFS), or more specifically iterative deepening depth-first search (IDS or IDDFS), is a state space/graph search technique in which a depth-limited version of depth-first search is repeatedly executed with progressively higher depth limits until the target is found. IDDFS explores the nodes in the search tree in the same order as depth-first search at each iteration, but the cumulative order in which nodes are first visited is essentially breadth-first. It is optimal like breadth-first search but requires significantly less memory.

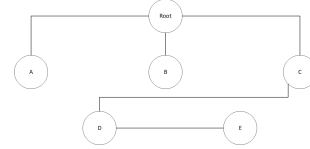


Fig. 6. FOON graph for iterative DFS

In Figure 6, the order of traversal will be

Depth	Traversal
1	$[root]$
2	$[root, A, B, C]$
3	$[root, A, B, C, D]$
4	$[root, A, B, C, D, E]$

For Depth 1, only root is available. For Depth 2, The traversal will cover Depth 1 and Depth 2 nodes. The traversal will thus look like: $[root, A, B, C]$. For Depth 3, the traversal will cover Depth 1, 2 and 3. The traversal in this case will be: $[root, A, B, C, D]$. For Depth 4, the traversal will cover Depth 1, 2, 3, and 4. The traversal in this case will be: $[root, A, B, C, D, E]$

IV. EXPERIMENT

A. Creating the pickle file

The FOON data is presented to us as a text file. The first step is to convert the text file to a graph. For this project, the text is converted to a pickle file.

```

for FU_index ,
FU in enumerate(functional_units):
for _output in FU.output_nodes:
if len(_output.states) == 0
and len(_output.ingredients) == 0
and _output.container == None:
continue

object_index = _output.id
if object_index not in
FU_map:
FU_map[object_index] = []

FU_map[object_index]
.append(FU_index)

```

B. Heuristic Function I Implementation

The motion with the largest success rate is selected from all the motions present.

```
def h1(candidate_units=[], motions={}):
    max = float('-inf')
    idx = 0
    for i in candidate_units:
        if motions
            [foon[i].motion_node] > max:
                max = motions[foon[i].motion]
                idx = i
    return idx
```

C. Heuristic Function II Implementation

The motion with the least number of input nodes is selected from all the motions present.

```
def h2(candidate_units=[]):
    min = float('inf')
    idx = 0
    for i in candidate_units:
        if len(foon[i].input_nodes) < min:
            min = len(foon[i].input_nodes)
            idx = i
    return idx
```

D. Performance Comparison

For comparing the performance of the 4 algorithms, 5 goal nodes were selected. Then the algorithms were timed in milliseconds as shown in Figure 7. Bread First Search performed the best for all the goal nodes, whereas Iterative Deepening Depth First search was the worst of them all.

Algorithm	Goal 1	Goal 2	Goal 3	Goal 4	Goal 5
IDFS	3.3	7.7	2.7	0.6	0.1
Greedy BFS H1	1.2	3.7	0.9	0.3	0.1
Greedy BFS H2	1.5	2.8	0.6	0.2	0.08
BFS	1.1	2.8	0.5	0.2	0.08

Fig. 7. Execution Speed of algorithms.(in milliseconds)

REFERENCES

- [1] D. Paulius, Y. Huang, R. Milton, W. D. Buchanan, J. Sam and Y. Sun, "Functional object-oriented network for manipulation learning," 2016 IEEE/RSJ International Conference on Intelligent Robots and Systems (IROS), 2016, pp. 2655-2662, doi: 10.1109/IROS.2016.7759413.
- [2] M. S. Sakib, D. Paulius and Y. Sun, "Approximate Task Tree Retrieval in a Knowledge Network for Robotic Cooking," in IEEE Robotics and Automation Letters, vol. 7, no. 4, pp. 11492-11499, Oct. 2022, doi: 10.1109/LRA.2022.3191068.
- [3] D. Paulius, A. B. Jelodar and Y. Sun, "Functional Object-Oriented Network: Construction and Expansion," 2018 IEEE International Conference on Robotics and Automation (ICRA), 2018, pp. 5935-5941, doi: 10.1109/ICRA.2018.8460200.
- [4] D. Paulius, K. S. P. Dong and Y. Sun, "Task Planning with a Weighted Functional Object-Oriented Network," 2021 IEEE International Conference on Robotics and Automation (ICRA), 2021, pp. 3904-3910, doi: 10.1109/ICRA48506.2021.9561680.

- [5] Sakib, M. S., Baez, H., Paulius, D., and Sun, Y. (2021). Evaluating Recipes Generated from Functional Object-Oriented Network. 18th International Conference on Ubiquitous Robots. <https://doi.org/10.48550/arXiv.2106.00728>