
CAPTION SUPERVISION ENABLES ROBUST LEARNERS

Benjamin Feuer
New York University
bf996@nyu.edu

Ameya Joshi
New York University
ameya.joshi@nyu.edu

Chinmay Hegde
New York University
chinmay.h@nyu.edu

ABSTRACT

Vision language models like CLIP are robust to natural distribution shifts, in part because CLIP learns on unstructured data using a technique called caption supervision; the model interprets image-linked texts as ground-truth labels. In a carefully controlled comparison study, we show that CNNs trained on a standard cross-entropy loss can also benefit from caption supervision, in some cases even more than VL models, on the same data. To facilitate future experiments with high-accuracy caption-supervised models, we introduce CaptionNet, which includes a class-balanced, fully supervised dataset with over 50,000 new human-labeled ImageNet-compliant samples which includes web-scraped captions. In a series of experiments on CaptionNet, we show how the choice of loss function, data filtration and supervision strategy enable robust computer vision. We also provide the codebase necessary to reproduce our experiments at VL Hub.

1 Introduction

Motivation. Real world uses of deep learning require predictable model behavior under data distribution shift. *Effective robustness*, as defined by Taori et al. (2020), is a measure of the effects of such shifts on image classifiers. Since 2019, numerous works have studied effective robustness on ImageNet classification, quantifying the impact of various interventions (Taori et al., 2020; Miller et al., 2021; Fang et al., 2022; Radford et al., 2021).

The majority of standard deep network models have been found to perform significantly worse under naturally occurring distribution shifts, such as changes in lighting or stylized renderings of object classes (Hendrycks & Dietterich, 2019; Miller et al., 2021), leading many researchers to reconsider how close computer vision models had truly come to human-level accuracy, and underscoring the need for more robust models and diverse evaluation datasets. The now-popular ViT-L CLIP model by Radford et al. (2021) was the first to show natural robustness comparable to humans across a wide range of ImageNet shifts, at the cost of some base-task accuracy. Subsequent work from Jia et al. (2021); Pham et al. (2021) showed that human-level robustness is possible even as base accuracy approaches SOTA, as long as sufficient data is available for training. Since CLIP’s design differs from typical computer vision models in several important ways (InfoNCE loss, a large private dataset, the use of natural language captions as labels), it is of great interest to isolate the effect of these factors on model robustness. Simply put:

What factors contribute to distributional robustness of models?

Recent works have addressed this question, and have reached various interesting conclusions. Fang et al. (2022) posit that the intrinsic diversity of training image data is the main cause for the robustness gains of CLIP-like models, with other factors such as *language supervision contributing little to no robustness*. On the other hand, Santurkar et al. (2022) seemingly contradict this finding; given a sufficiently large pretraining dataset and *descriptive, low variability captions*, contrastive CLIP-like models, which they refer to as caption-supervised models, outperform models trained with contrastive SIMCLR-loss in a transfer learning paradigm.

Does caption supervision lead to models which perform better under distribution shift, or does it not? This question is difficult to answer conclusively, not only because of the aforementioned confounds, but also the often vast discrepancies in *base accuracy* (Taori et al., 2020). CLIP-loss models are typically trained on massive uncuration datasets from the web, and perform poorly when restricted to training on standard benchmark datasets; collecting massive labeled datasets

Table 1: *Related works cataloging emergent distributional robustness in computer vision models. We catalog the contributions of each paper with respect to certain key factors. CLIP vs CE-loss indicates whether the paper conducted controlled comparisons on the effects of VL-loss versus cross-entropy loss. Captioning strategy indicates whether the study evaluated the effects of captioning strategy on model performance. Our paper is the first to catalog the performance of CE-loss and CLIP-loss models trained and evaluated on multiple datasets at both low and high accuracies.*

Citation	CLIP-vs-CE-loss	Non-ImageNet Training	Transfer Learning	Captioning Strategy	High Acc. Models?
Recht et al. (2019)	No	No	No	No	Yes
Taori et al. (2020)	No	Yes	No	No	Yes
Radford et al. (2021)	Yes	No	Yes	No	Yes
Miller et al. (2021)	No	Yes	No	No	Yes
Fang et al. (2022)	Yes	Yes	Yes	No	No
Santurkar et al. (2022)	No	Yes	Yes	Yes	Yes
Nguyen et al. (2022)	No	Yes	No	No	No
This paper	Yes	Yes	No	Yes	Yes

for cross-entropy models is an expensive undertaking. Therefore, it is difficult to conduct comparisons isolating the effects of dataset size, dataset composition, loss function, filtration method, and data supervision method.

Our contributions. This paper addresses the aforementioned challenges in several important ways:

1. Following the lead of Miller et al. (2021), some recent works (cf. Table 1) have extrapolated trends detected in low accuracy models to high accuracy regimes for which no models exist. Our experiments indicate that when the loss function is changed, *the validity of these extrapolations may not apply*, even when the dataset is the same. Given that several controlled studies are performed in the low accuracy regime, their results must be interpreted with appropriate caveats in mind.
2. In order to enable high-accuracy comparisons between models, we introduce CaptionNet, a 100-class image classification dataset composed of images, human-authored captions and human-annotated labels. We source these from four existing benchmark datasets, and augment with over 50,000 newly supervised creative commons samples sourced from Flickr.
3. We train cross-entropy (CE) and CLIP-loss models on CaptionNet, and find we are able to achieve *high base accuracy* with both architectures, allowing us to better isolate the effect of labelling strategy, as well as loss functions and architectures.
4. From our observations, we are able to conclude that the interaction between loss function and data filtration strategy contribute much more to robustness than has previously been shown.
5. We also provide new insight on the impact of caption style in vision-language models, showing that improved caption supervision can have a positive impact on robustness.

Related work. Nguyen et al. (2022) were an important precursor to the work we present here; their extensive experiments on different caption-supervised datasets in the low accuracy regime made it evident that controlling for the pretraining dataset was absolutely essential for understanding distributional robustness. We extend this result and show that the loss function and labeling strategy can also play a pivotal role in distributional robustness, even when the size of the dataset and the source of image data are the same. Unlike Nguyen et al. (2022), our results are also presented in a high-accuracy regime.

In addition to their work showing the importance of data to distributional robustness, Fang et al. (2022) introduced ImageNet-Captions, which added Flickr-captions to nearly 450,000 ImageNet-1000 images. We made use of this dataset when building CaptionNet, but added over 50,000 new human-supervised samples in order to rebalance the classes, as it has been shown that CE-loss models often struggle with class imbalances (Phan & Yamamoto, 2020)

Santurkar et al. (2022) focused on two contrastive learning models in a fixed-feature setting, where model weights are frozen and a linear probe is trained using task data. Our work compares the zero-shot performance of a generalist VL model to a cross-entropy model that is, in some sense, fully trained, but using an inherently noisy labeling technique. The choice of a different learning paradigm and a different set of controls for the model allows for a novel set of insights. We also provide new insights into the effects of captioning and filtering strategies on model robustness.

2 Setup and Initial Observations

Labeling schemes and captioning. In order to train cross-entropy loss models on unlabeled images, we make use of a labeling heuristic we refer to as subset matching, also used in Fang et al. (2022). This deliberately simple strategy, described in detail in Appendix Section E, avoids introducing a confound of adding either a language model or an additional vision model into the comparison process. Whenever ground-truth labels exist, we refer to these as annotated labels. When ground-truth labels do not exist, we refer to the labels as synthetic or subset-matched.

We also explore multiple captioning techniques in this paper. Flickr captions refer to captions scraped from a combination of Flickr titles, tags and descriptions. Alt-text captions are captions taken from alt-text image descriptions on websites. BLIP captions refer to captions generated using the BLIP model from Li et al. (2022). Finally, annotated captions refer to human authored captions which describe an image.

Training Datasets and Distribution Shifts A distribution shift is test-time data which differs in some patterned way from the data on which the model was trained. In this paper, we focus exclusively on natural distribution shifts, since this is the area in which CLIP outperformed prior methods. A natural distribution shift is a shift in the data distribution generated by some naturally occurring parameter; sunlight, changes in perspective, abstract representations of objects. Additional details on our pretraining datasets and distribution shifts are deferred to the Appendix in Section A and Section B.

Measures of effective robustness and their limitations We use average robustness, the simple mean of our distribution shifts, as our primary metric for evaluating robustness. Although this metric is easy to interpret, it does tend to gloss over the often substantial differences between shifts; we report shift-specific accuracy in Section D.1 We also make use of effective robustness, introduced by Taori et al. (2020), primarily in order to compare our work to the existing literature. Finally, we leverage Effective Robustness Ratio (ERR) (Feuer et al., 2022), computed as average shift accuracy over base task accuracy. We find that this is an effective measure when we limit our comparisons to models with similar base accuracy, but do not recommend its use for comparing models whose base accuracy differs substantially.

Effective robustness is described in Taori et al. (2020) as a measure of how robust a model is on a given shift, beyond what is expected from having higher accuracy on the original test set. It is generally represented as the deviation in performance with respect to a set of baseline models on ImageNet and its subsamples, or the performance of human evaluators on the shift, which is typically plotted as $y = x$ for natural distribution shifts; typically this follows a *linear* trend.

Recent works such as Fang et al. (2022) demonstrate the power of effective robustness as an explanatory tool for performance differences in VL models; Miller et al. (2021) showed that there exists a strong correlation between most models trained on random subsets of a data distribution, and the fully trained model. However, these authors also caution that it has significant limitations – Taori et al. (2020) and Nguyen et al. (2022) show that models trained on more (or different data) can significantly change the robustness line of a particular model, and also that these changes were shift-specific, with stronger fits on shifts like ImageNet-V2 and weaker fits on shifts like ImageNet-A. We extend these findings to almost 1000 publicly available vision models, including almost 100 VL models, demonstrating, in granular detail, nonlinearities that appear in many common shifts as models train on larger datasets and at higher accuracies. These results can be found in Appendix Section C.

However, changes in pretraining data are not the only potential sources of differences in effective robustness. In Fig. 1, we demonstrate a novel phenomenon in models trained on captioned data; even when we hold the training dataset constant, the effective robustness of a model may differ depending on the choice of loss function and labeling strategy alone.

1. On LAION-15m and CC-12m, a simple subset matching labeling strategy produces CE-loss models which are comparable in robustness to VL models.
2. On YFCC, the same strategy produces CE-loss models which are less robust than VL models.

These results hold at both low and high accuracies and are unaffected by subsampling the dataset.

In addition, our experiments in Table 2 show that even when we hold the loss function constant, differences in labeling strategy, such as choosing a different set of target terms for subset matching, can significantly affect effective robustness.

Our findings highlight a fundamental challenge in evaluating results on distributional robustness; researchers cannot rely on observations made on logit-transformed linear fits (as in Recht et al. (2019)) to hold both in the low- and high-accuracy regimes, unless model architecture, loss function, dataset, labeling strategy and evaluation metrics are

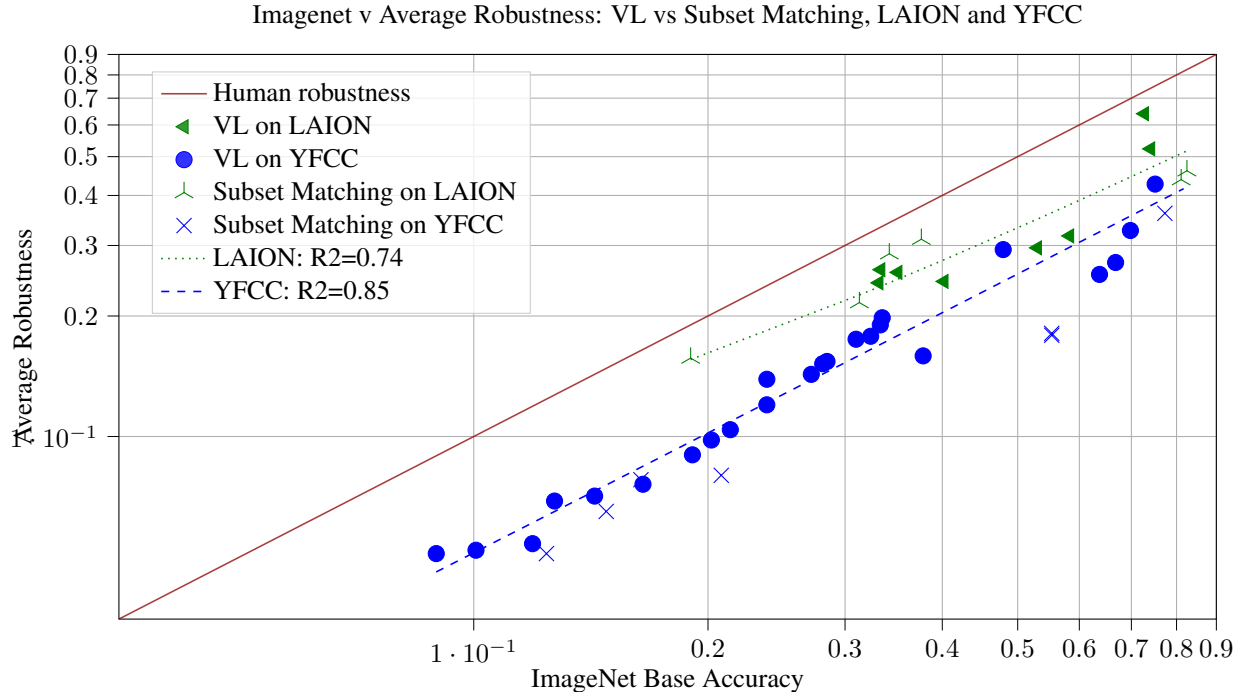


Figure 1: **Choice of loss function impacts effective robustness.** Cross-entropy loss models fit the CLIP-loss robustness line for LAION, but not for YFCC. A ResNet-50 trained with synthetic subset-matched labels and cross-entropy loss is comparable in robustness to a ResNet-50 trained using CLIP loss. On YFCC, cross-entropy loss models underperform compared to their VL counterparts.

Table 2: **Subset matching strategy can impact effective robustness.** Here, we compare models with our labels to models using the default ImageNet class labels. We find that under a strict subset matching strategy, our labels perform better than default labels and a random subsample of YFCC.

No. of sam- ples	Dataset	Technique	Labels Used	Strategy	Val. Acc. (Im- agenet)	Avg. Rob.	Eff. Rob. Ra- tio
2m	yfcc	VL	None	Subsample	0.119 ± 0.003	0.054 ± 0.002	0.454
2.3m	yfcc	VL	default	Strict	0.143 ± 0.003	0.071 ± 0.002	0.497
2.3m	yfcc	Subset matching	default	Strict	0.124 ± 0.003	0.051 ± 0.002	0.411
2.2m	yfcc	VL	ours	Strict	0.165 ± 0.003	0.076 ± 0.002	0.461
2.2m	yfcc	Subset matching	ours	Strict	0.148 ± 0.003	0.065 ± 0.002	0.439

fixed. Ratio-based measures such as the one described in Feuer et al. (2022) also cannot be used to effectively compare models whose base accuracy differs widely.

The ideal comparison, then, would take place in a setting where both VL and CE-loss models were capable of achieving high base accuracy. Unfortunately, ImageNet-1000 does not provide such a setting; even VL models trained on the largest publicly available unsupervised dataset, LAION, have yet to match the performance of CLIP, and training even one such model is enormously demanding.

3 CaptionNet

To resolve this challenge, we introduce CaptionNet, a collection of four new training datasets designed to be evaluated on a subset of ImageNet-1000. Each dataset in CaptionNet is either a subset or a superset of an existing dataset, and each is fully captioned and fully labeled, either using annotated or synthetic labels.

1. **ImageNet-100:** A superset of ImageNet with over 50,000 newly annotated samples, including flickr-captions and blip-captions.



Figure 2: ImageNet-100 samples from CaptionNet.



Figure 3: OpenImages-100 samples from CaptionNet.

2. **OpenImages-100:** A subset of OpenImages with new mappings from OpenImages to ImageNet classes, restored original flickr-captions, and new BLIP-captions.
3. **LAION-100:** A subset of LAION-15m with samples selected via subset matching.
4. **YFCC-100:** A subset of YFCC-15m with samples selected via subset matching.

To the best of our knowledge, CaptionNet contains the only version of ImageNet which duplicates the original distribution’s class balance and supervision properties, while also being fully captioned with its original web-scraped labels. We find that both VL and CE models trained on relatively small amounts of data can achieve high base accuracy on CaptionNet, making it possible for the first time to compare model robustness while controlling for base accuracy.

More information on the process used to create CaptionNet is available in Section F. Additional details on the size and composition of each CaptionNet subset can be found in Section 4.3.

Experimental Setup. In order to minimize differences in model architecture, we train two families of models: A ResNet-50 for cross-entropy models, and a CLIP-loss model with a ResNet-50 vision backbone. The only difference in the two architectures is that for CE models, we append a ResNet-50 with a 1000-class linear head; we allow this since, as noted in (Radford et al., 2021; Santurkar et al., 2022), this does not seem to affect CLIP performance. In order to control for dataset size, we train models on various subsets of CaptionNet and measure base accuracy and robustness.

CE-loss models are typically trained with full (32 bit floating point) precision with batch size of 128 and gradient clipping. VL models are typically trained with mixed precision (32-bit for gradients, and 16-bit for weights), for a batch size of 256, and do not use gradient clipping. Models are typically distributed across a single node with 4 NVIDIA GPUs; our largest models were trained on 16 NVIDIA GPUs. We use the AMP library to implement the training process.




Figure 4: LAION-100 samples from CaptionNet.

We train our models for 32 or 64 epochs unless otherwise specified. For CaptionNet models, we train for 256 epochs on all models, except for the models trained on YFCC-2.2Mn and YFCC-3.9Mn, which we trained for 64 epochs owing to computational constraints. We report the best ID/OOD accuracy score for each model, with best being determined by the model’s peak performance on ImageNet-100 validation. Following Santurkar et al. (2022), we use SimCLR transformations rather than CLIP transformations for all model training on CaptionNet. In the case of ImageNet-R and ImageNet-A, which are themselves subsets of ImageNet, we evaluate on only the classes which are shared between ImageNet-100 and ImageNet-A/R, approximately 35 classes for each dataset.

The codebase necessary to reproduce our experiments can be found in our repo.

3.1 Results on CaptionNet

The results discussed in this section can be found in Table 3.

Baseline performance. In order to ensure that the baseline performance of VL and CE models is essentially comparable on ImageNet-100 and ImageNet-1000 despite the newly added images, we train a VL (using “A photo of a \$CLASSNAME” captions) and CE model from scratch on in100 and compare the evaluation results to those of models trained on all of ImageNet; we find that evaluation accuracy of the smaller models is very similar to their larger counterparts; in100 is a good proxy for in1000.

OpenImages-100 performance. OpenImages-100 and ImageNet-100 are both drawn from Flickr creative commons; both datasets are approximately 125,000 samples. Both have ground truth labels.

There are, however, two major differences between these datasets; OpenImages was not filtered prior to labeling and has imbalanced classes. The baseline performance of oi100 CE is considerably worse than in100 CE, most likely because of the class imbalance. The baseline performance of oi100 VL was, we found, caption-dependent – at least some of the time, captioning strategy makes a difference. 4.3

LAION-100 and YFCC-100 performance. In order to understand the ability of models to learn on data with noisy labels, we train laion100 and yfcc100 models. CE fails to learn anything, perhaps because the subset matched labels are too noisy. VL, however, learns nearly as much as it does from in100, and more than oi100, indicating that dataset size, rather than dataset composition or label accuracy, is the most important factor in determining zero-shot accuracy of VL models. These dramatic differences in performance underscore the importance of the choice of loss function and labeling strategy to robustness.

Combining CaptionNet Ideally, we would like to understand how to design a dataset that offers the best of both worlds. Is this possible? We attempt to answer this question by experimenting on various CaptionNet combinations and comparing them to our baseline in100 models. We provide further analysis in Section 4.2

- **in100+oi100:** in100+oi100 is about 2x the size of in100 alone, and is fully supervised. We find that in VL, this adds a small amount of robustness; in CE, we gain base accuracy and robustness. From this, we conclude that CE-loss models benefit more from adding supervised data than VL-loss.

- **in100+yfcc100, in100+laion100, in100+yfcc100+laion100**: When we scale up on noisily supervised data, we increase the dataset between 4x and 10x its original size. In this paradigm, we find that VL-loss models improve fairly smoothly with data scale, whereas CE-loss models improve most on the cleaner laion-100 data.
- **in100+oi100+laion100**: What happens when we combine all of our supervised data and the cleanest source of unsupervised data? VL performance actually degrades slightly; this result is quite surprising, indicating again that scale matters more than anything else in VL. CE-loss, on the other hand, improves in robustness without losing base accuracy, and comes close to rivaling CLIP, trained on 400m samples.

Table 3: **A direct comparison of VL and CE-loss models on CaptionNet datasets highlights the importance of the loss function.** The best-performing VL model is marked in **boldface**, and the best performing CE model is in *italics*. Datasets with high-noise labels are harder to learn for a cross-entropy model trained from scratch, but when blended with sufficient supervised data, the resulting model is more accurate and more robust than VL for the same dataset size. VL robustness is proportionately higher in low and medium regimes, but base task accuracy improves only after large amounts of additional data are added.

Dataset	Size	Val. (VL)	Acc.	Avg. (VL)	Rob. ERR (VL)	Val. Acc. (CE)	Avg. (CE)	Rob. ERR (CE)
in100	124k	0.574 ± 0.014		0.217 ± 0.008	0.378	0.801 ± 0.011	0.333 ± 0.008	0.416
oi100	135k	0.283 ± 0.012		0.131 ± 0.008	0.464	0.571 ± 0.011	0.274 ± 0.008	0.48
yfcc100	375k	0.378 ± 0.013		0.159 ± 0.008	0.421	0	0	0
laion100	454k	0.402 ± 0.014		0.244 ± 0.008	0.607	0	0	0
in100+oi100	259k	0.575 ± 0.014		0.251 ± 0.008	0.437	0.834 ± 0.01	0.395 ± 0.009	0.474
in100+laion100	578k	0.583 ± 0.014		0.317 ± 0.008	0.544	0.811 ± 0.01	0.438 ± 0.009	0.54
in100+yfcc100	499k	0.637 ± 0.014		0.254 ± 0.008	0.399	0.773 ± 0.011	0.361 ± 0.008	0.467
<i>in100+oi100+laion100</i>	<i>713k</i>	<i>0.53 ± 0.014</i>		<i>0.296 ± 0.008</i>	<i>0.558</i>	<i>0.833 ± 0.01</i>	<i>0.546 ± 0.009</i>	<i>0.655</i>
in100+yfcc100+laion100	953k	0.62 ± 0.014		0.322 ± 0.008	0.519	0.817 ± 0.01	0.467 ± 0.009	0.572
in100+yfcc2.2m	2.4M	0.668 ± 0.013		0.272 ± 0.008	0.407	0.553 ± 0.013	0.181 ± 0.008	0.327
in100+yfcc3.9m	4.1M	0.698 ± 0.013		0.327 ± 0.008	0.468	0.553 ± 0.013	0.179 ± 0.008	0.324
yfcc15m	14.8M	0.751 ± 0.013		0.427 ± 0.009	0.569	N/A	N/A	N/A
laion15m	13.7M	0.741 ± 0.012		0.523 ± 0.009	0.706	N/A	N/A	N/A
CLIP-WiT400m	400M	0.9 ± 0.011		0.707 ± 0.008	0.786	N/A	N/A	N/A
ImageNet	1.2M	N/A		N/A	N/A	0.736 ± 0.011	0.238 ± 0.008	0.323

Combining CaptionNet and YFCC To test the effects of scaling up on previously unseen classes, our final set of experiments on CaptionNet involve training on the union of in100 and a subset of YFCC15m selected by subset-matching on all 1000 ImageNet classes. We train on the original captions for VL models, and synthetically generated labels for CE models. In VL training, we see steady improvements to robustness and accuracy, whereas with integer-label models, we see dramatic declines in both. We analyze these results in Section 4.2

4 Understanding performance differences on CaptionNet

Our CaptionNet experiments in 3 control for base accuracy, model architecture, dataset composition and dataset size. Consequently, the most likely explanations for the differences we observe in CE and VL models are the loss function and the labeling strategy. We investigate the effects of subset matching as a labeling strategy in Section E. Here, we focus on isolating and analyzing the effects of captioning and the impact of the choice of loss function.

4.1 Label noise

Radford et al. (2021) empirically show that VL models are much more tolerant of large amounts of noise in the data distribution than cross-entropy models. We confirm these results on CaptionNet; in Table 3, we find that on OpenImages-100 with flickr-captions, even when more than 90 percent of images are incorrectly labeled, the model is still able to achieve nearly 20 percent accuracy on ImageNet. When we re-caption OpenImages, this improves to nearly 30 percent.

On a related note, VL models fail to benefit fully from highly accurate labels. Specifically, we find that VL models trained with CLIP loss on ground truth labels such as "A photo of a \$CLASSNAME" perform worse than either flickr-captions or blip-captions on ImageNet-100, and that VL models with short, accurate captions struggle to learn. D

CaptionNet CE models are highly sensitive to noise in dataset labels; performance degrades significantly when we train using subset matching techniques and 10 percent of the labels are noisy, even when we control for the difference in dataset size. However, not all noise is created equal; in Table 4, we see that two models with similar error rates can have

very different performance, depending on what those errors are. We discuss this surprising result in greater detail in Section E.4.

One possible explanation for this difference is that VL-loss models always have available a very large space of potential classes for matching. Consider examples like "lioness" for the class "lion", or "lamp shade" for "lampshade" – subset matching approaches miss these positive matches (unless we use heuristic methods to correct them), but in a VL model, the most predictive token would likely remain the same. Since we know from G that CLIP-style VL models are not sensitive to token position in the string, this could result in a correct classification where a subset-matching model would fail.

Table 4: Not all errors are created equal; CLIP labels outperform subset matched labels on ImageNet-100. Labels generated by a high-accuracy CLIP model perform better than subset matched labels, even though the true accuracy of each labeling method is very similar, indicating that label accuracy and match count cannot fully explain differences in model performance on a dataset. Reducing dataset utilization has a strong effect on base accuracy, similar to the effect of subsampling on ImageNet-1000.

name	true_acc	ds_util	in-val	in-a	in-r	in-s	in-v2	Avg. Rob.	Eff. Rob. Ratio
in100-annot-labels	1	1	0.801 ± 0.012	0.094	0.23	0.297	0.71	0.333 ± 0.008	0.416
in100-clip-labels	0.9	1	0.778 ± 0.012	0.099	0.225	0.286	0.66	0.318 ± 0.008	0.409
in100-submat-oai-ttd-sc-size	0.89	1	0.714 ± 0.013	0.074	0.184	0.223	0.606	0.272 ± 0.008	0.381
in100-submat-oai-ttd-sc	0.89	0.72	0.651 ± 0.013	0.065	0.179	0.194	0.537	0.244 ± 0.008	0.375
in100-submat-oai-tags-sc	0.87	0.58	0.608 ± 0.014	0.065	0.147	0.168	0.506	0.222 ± 0.008	0.365
in100-submat-oai-title-sc	0.94	0.49	0.579 ± 0.014	0.062	0.154	0.168	0.47	0.214 ± 0.008	0.37

4.2 Data Quantity and Quality

CE models learn with fewer samples Cross-entropy models are capable of learning very accurate representations with relatively little data; the best-performing subset-matched model in 3 required fewer than 1 million samples, whereas the best performing VL model required 400 million.

VL models learn better with more classes In our experiments with YFCC-2.2Mn and YFCC-3.9Mn (Table 3), we find that cross-entropy model performance degrades on known classes when new noisy classes are introduced during training, even when the architecture is the same.

VL-loss models, by contrast, seem to improve when new tokens are seen, even if those tokens are not used during evaluation.

To verify this result, in 5, we train a model on ImageNet-100 in which we convert all tokens which are not in the prompt or classnames to 0. In this situation, we find that both accuracy and robustness decline substantially. We see the same effect on YFCC – when we add data from non-evaluation classes, VL performance improves. While this learning improves both zero-shot performance and performance under shift, it appears to disproportionately benefit performance under shift.

4.3 Captioning strategy can affect robustness

As we noted in Section 1, recent works differ in their opinion on the importance of captions. We offer new insight into these apparent differences through experiments on CaptionNet. The results can be found in 6.

1. On ImageNet-100, we found no change in performance whatsoever when using BLIP+Title captioning
2. On OpenImages-100, model performance improved around 10 percent when using annotated+BLIP+Title captioning

The effect of synthetic captions is strongest when images are labeled but unfiltered, suggesting that the machine captions act as a kind of pseudo machine-label for the VL model.

What makes a caption more robust? We cannot yet answer this question; however, in 4.3, we observe that by many common measures, robust and non-robust captions are very similar; to the extent they are dissimilar, the measures would seem to favor the non-robust YFCC captions rather than the robust LAION captions. Measures such as length, language of origin (as estimated by a common Python language detection package) or token diversity are unlikely, then, to explain the difference in model performance.

Table 5: **Eliminating all tokens not used in evaluation reduces evaluation accuracy.** VL models perform worse on validation and under shift when all tokens which are not in the prompt or classnames are mapped to 0, showing that VL models learn about evaluation classes from non-evaluation classes.

Model	in-val	Avg. Rob.	Eff. Rob. Ratio
in100-flickr-caption	0.574 ± 0.014	0.217 ± 0.008	0.378
in100-tok-strip	0.476 ± 0.014	0.177 ± 0.008	0.372

Table 6: **Captioning strategy can affect model robustness and accuracy.** VL models perform better on OpenImages when flickr-captions are replaced with synthetic captions (BLIP+Title captions), but the same captioning method provides no benefits on ImageNet-100.

Model	Technique	in-val	Avg. Rob.	Eff. Rob. Ratio
in100-blip-caption	VL	0.574 ± 0.014	0.216 ± 0.008	0.376
in100-flickr-caption	VL	0.574 ± 0.014	0.217 ± 0.008	0.378
oi100-blip+annot-caption	VL	0.283 ± 0.012	0.131 ± 0.008	0.464
oi100-flickr+annot-caption	VL	0.225 ± 0.012	0.11 ± 0.008	0.489
oi100-flickr-caption	VL	0.197 ± 0.012	0.095 ± 0.008	0.482

Table 7: **Alt-text and flickr captions do not differ substantially by many measures.** Average caption length and variance of caption length, number of unique tokens, frequency of subset matching, and frequency of encountering non-english classes are either similar or would suggest YFCC to be more robust, which it is not.

dataset	ds-size	non-english	avg-len	stddev	unique-tok-noclean	supervision	filtering
LAION-15m	13775512	2300223	59.79	70.43	6020847	unsupervised	filtered
YFCC-15m	14825134	1367899	114.98	77.36	6747440	unsupervised	unfiltered
OpenImages-100	136175	53346	164.21	328.06	469154	supervised	unfiltered
ImageNet-100	124351	23563	195.34	274.17	355452	supervised	filtered
YFCC-100	374975	16941	181.14	249.24	480458	unsupervised	unfiltered
LAION-100	453860	69189	65.32	64.05	402230	unsupervised	filtered

5 Discussion and Recommendations

Caption supervision enables distributionally robust model training. It primarily does so by indirect means; captions serve as a dataset filtration method which are interpreted as labels by the model. However, in the VL-loss paradigm, the contents of the captions themselves can also affect both accuracy and robustness, and not necessarily in equal proportion.

We proceed to outline some of the most important ways in which caption supervision can interact with model robustness.

1. **Loss function matters.** The choice of VL or CE-loss can have a substantial effect on model robustness and base accuracy, even when dataset sizes are similar.
2. **CE learns best when noise is low and classes are few.** CE models can learn high-accuracy, robust representations from compact datasets, but are highly sensitive both to the amount of noise and to the type of noise present in the labels. CE models also tend to perform worse when new classes are added.
3. **VL learns best when lots of data is available for many classes.** VL-loss models tend to be more robust at low accuracy, and can learn a basic representation of a very large number of classes even when labels are less than 10 percent accurate; however, they do not benefit as much from high-accuracy labels, and appear unable to learn high-accuracy representations from even fairly large datasets.
4. **Image quality trumps caption quality.** Descriptive caption supervision can result in better performance when caption quality is low, but has no effect on accuracy or robustness when caption quality is high.
5. **Models learn robustness at different rates.** On many shifts, CE-loss models tend to gain base accuracy quickly and learn robustness only much later; VL models tend to do the opposite.

Broader Impact, Provenance, and Reproducibility of Large-scale Web Datasets. As more works begin to explore training regimes which make use of unstructured data, we strongly urge that groups assembling a dataset retain all of the metadata associated with the samples.

While it is reasonable to offer filtered and preprocessed datasets for the sake of convenience, our results demonstrate that any filtration and preprocessing pipeline will significantly affect model robustness and performance, including eliminating data streams which may provide valuable information on potential correlations. Bearing this in mind, we should ‘first do no harm’ to the data, allowing for the possibility that future advancements in the field may unlock potential applications of datasets we had not previously anticipated.

Acknowledgments

This work was supported in part by the National Science Foundation (under grant CCF-2005804) and USDA/NIFA (under grant 2021-67021-35329).

References

- Soravit Changpinyo, Piyush Sharma, Nan Ding, and Radu Soricut. Conceptual 12m: Pushing web-scale image-text pre-training to recognize long-tail visual concepts, 2021.
- Jia Deng, Wei Dong, Richard Socher, Li-Jia Li, Kai Li, and Li Fei-Fei. Imagenet: A large-scale hierarchical image database. In *2009 IEEE Conference on Computer Vision and Pattern Recognition*, 2009.
- Alexander W. Fang, Gabriel Ilharco, Mitchell Wortsman, Yu Wan, Vaishal Shankar, Achal Dave, and Ludwig Schmidt. Data determines distributional robustness in contrastive language image pre-training (clip). In *ICML*, 2022.
- Benjamin Feuer, Ameya Joshi, and Chinmay Hegde. A meta-analysis of distributionally-robust models, 2022. URL <https://arxiv.org/abs/2206.07565>.
- Dan Hendrycks and Thomas G. Dietterich. Benchmarking neural network robustness to common corruptions and perturbations. *ArXiv*, abs/1903.12261, 2019.
- Dan Hendrycks, Steven Basart, Norman Mu, Saurav Kadavath, Frank Wang, Evan Dorundo, Rahul Desai, Tyler Zhu, Samyak Parajuli, Mike Guo, Dawn Song, Jacob Steinhardt, and Justin Gilmer. The many faces of robustness: A critical analysis of out-of-distribution generalization. *ICCV*, 2021a.
- Dan Hendrycks, Kevin Zhao, Steven Basart, Jacob Steinhardt, and Dawn Song. Natural adversarial examples. *CVPR*, 2021b.
- Chao Jia, Yinfei Yang, Ye Xia, Yi-Ting Chen, Zarana Parekh, Hieu Pham, Quoc V. Le, Yun-Hsuan Sung, Zhen Li, and Tom Duerig. Scaling up visual and vision-language representation learning with noisy text supervision. In *ICML*, 2021.
- Alina Kuznetsova, Hassan Rom, Neil Alldrin, Jasper Uijlings, Ivan Krasin, Jordi Pont-Tuset, Shahab Kamali, Stefan Popov, Matteo Mallocci, Alexander Kolesnikov, Tom Duerig, and Vittorio Ferrari. The open images dataset v4. *International Journal of Computer Vision*, 128(7):1956–1981, mar 2020. doi: 10.1007/s11263-020-01316-z. URL <https://doi.org/10.1007/s11263-020-01316-z>.
- Junnan Li, Dongxu Li, Caiming Xiong, and Steven Hoi. Blip: Bootstrapping language-image pre-training for unified vision-language understanding and generation. In *ICML*, 2022.
- John Miller, Rohan Taori, Aditi Raghunathan, Shiori Sagawa, Pang Wei Koh, Vaishal Shankar, Percy Liang, Yair Carmon, and Ludwig Schmidt. Accuracy on the line: on the strong correlation between out-of-distribution and in-distribution generalization. *ArXiv*, abs/2107.04649, 2021.
- Thao Nguyen, Gabriel Ilharco, Mitchell Wortsman, Sewoong Oh, and Ludwig Schmidt. Quality not quantity: On the interaction between dataset design and robustness of clip, 2022.
- Hieu Pham, Zihang Dai, Golnaz Ghiasi, Hanxiao Liu, Adams Wei Yu, Minh-Thang Luong, Mingxing Tan, and Quoc V. Le. Combined scaling for zero-shot transfer learning. *ArXiv*, abs/2111.10050, 2021.
- Trong Huy Phan and Kazuma Yamamoto. Resolving class imbalance in object detection with weighted cross entropy losses, 2020. URL <https://arxiv.org/abs/2006.01413>.
- Jordi Pont-Tuset, Jasper Uijlings, Soravit Changpinyo, Radu Soricut, and Vittorio Ferrari. Connecting vision and language with localized narratives. In *ECCV*, 2020.

Alec Radford, Jong Wook Kim, Chris Hallacy, Aditya Ramesh, Gabriel Goh, Sandhini Agarwal, Girish Sastry, Amanda Askell, Pamela Mishkin, Jack Clark, Gretchen Krueger, and Ilya Sutskever. Learning transferable visual models from natural language supervision. In *ICML*, 2021.

Benjamin Recht, Rebecca Roelofs, Ludwig Schmidt, and Vaishaal Shankar. Do imagenet classifiers generalize to imagenet? *ArXiv*, abs/1902.10811, 2019.

Shibani Santurkar, Yann Dubois, Rohan Taori, Percy Liang, and Tatsunori Hashimoto. Is a caption worth a thousand images? a controlled study for representation learning, 2022. URL <https://arxiv.org/abs/2207.07635>.

Christoph Schuhmann, Richard Vencu, Romain Beaumont, Robert Kaczmarczyk, Clayton Mullis, Aarush Katta, Theo Coombes, Jenia Jitsev, and Aran Komatsuzaki. Laion-400m: Open dataset of clip-filtered 400 million image-text pairs, 2021a.

Christoph Schuhmann, Richard Vencu, Romain Beaumont, Robert Kaczmarczyk, Clayton Mullis, Aarush Katta, Theo Coombes, Jenia Jitsev, and Aran Komatsuzaki. Laion-400m: Open dataset of clip-filtered 400 million image-text pairs. *ArXiv*, abs/2111.02114, 2021b.

Rohan Taori, Achal Dave, Vaishaal Shankar, Nicholas Carlini, Benjamin Recht, and Ludwig Schmidt. Measuring robustness to natural distribution shifts in image classification. *ArXiv*, abs/2007.00644, 2020.

Bart Thomee, David A. Shamma, Gerald Friedland, Benjamin Elizalde, Karl S. Ni, Douglas N. Poland, Damian Borth, and Li-Jia Li. Yfcc100m: the new data in multimedia research. *Commun. ACM*, 59:64–73, 2016.

Haohan Wang, Songwei Ge, Eric P. Xing, and Zachary Chase Lipton. Learning robust global representations by penalizing local predictive power. In *NeurIPS*, 2019.

Ross Wightman. Pytorch image models. <https://github.com/rwightman/pytorch-image-models>, 2019.

Mitchell Wortsman, Gabriel Ilharco, Jong Wook Kim, Mike Li, Simon Kornblith, Rebecca Roelofs, Raphael Gontijo-Lopes, Hannaneh Hajishirzi, Ali Farhadi, Hongseok Namkoong, and Ludwig Schmidt. Robust fine-tuning of zero-shot models. *arXiv preprint arXiv:2109.01903*, 2021. <https://arxiv.org/abs/2109.01903>.

Mitchell Wortsman, Gabriel Ilharco, Samir Yitzhak Gadre, Rebecca Roelofs, Raphael Gontijo-Lopes, Ari S. Morcos, Hongseok Namkoong, Ali Farhadi, Yair Carmon, Simon Kornblith, and Ludwig Schmidt. Model soups: averaging weights of multiple fine-tuned models improves accuracy without increasing inference time. In *ICML*, 2022.

Xiaohua Zhai, Xiao Wang, Basil Mustafa, Andreas Steiner, Daniel Keysers, Alexander Kolesnikov, and Lucas Beyer. Lit: Zero-shot transfer with locked-image text tuning. *ArXiv*, abs/2111.07991, 2021.

A Distribution Shifts on ImageNet

ImageNet is a large-scale visual ontology of images built upon the backbone of the WordNet structure. ImageNet aims to populate the majority of the 80,000 synsets of WordNet with an average of 500–1000 clean and full resolution images, making it a roughly class-balanced, fully supervised dataset. Deng et al. (2009)

There now exist a wide range of distribution shifts on ImageNet. These are novel test datasets designed to overcome some of the limitations of the original benchmark. While they cannot remedy issues with the labeling scheme, these datasets do provide challenging new contexts in which to analyze classifier performance.

The four we focus on are Imagenet-Sketch, Imagenet-R, Imagenet-A, and Imagenet-V2.

ImageNet-V2 was designed to duplicate, as closely as possible, the original ImageNet test set. It was intended to answer the question of whether ImageNet-trained classifiers could successfully generalize even to the most mild of distribution shifts. Recht et al. (2019)

Imagenet-Sketch is a distribution shift covering sketches, paintings, drawings and illustrations of ImageNet classes. This test set is very large and comprehensive. Wang et al. (2019)

Imagenet-R is a 200-class subset of ImageNet-2012 focused on renditions of everyday objects, defined broadly as drawings, paintings, photographs of food art, etc. Hendrycks et al. (2021a)

Imagenet-A is a 200-class subset of ImageNet-2012 which was algorithmically selected – the natural distribution shift captured here is the set of ImageNet-class images which most often fool a RN50. This test is challenging, and tends to include a lot of images with challenges such as occlusion, changes in angle or position, and changes in brightness. Hendrycks et al. (2021b)

A.1 Different shifts respond to different interventions

While it is tempting to deal with distribution shifts as a kind of monolith, the truth is, perhaps unsurprisingly, more complex.

We found that ImageNet-V2 seemed to respond more to model architecture than other shifts, with the handful of non-ResNet models we evaluated outperforming nearly all other models, regardless of training objective.

ImageNet-R and ImageNet-Sketch both showed high sensitivity to the training data, with the CC12M and LAION-15m distributions considerably outperforming even the best YFCC-trained models. These types of shifts are particularly amenable to subset matching strategies. 8, 6

On ImageNet-A, cross-entropy models significantly underperformed compared to VL models regardless of the data, and all models significantly underperformed compared to the ViT-L CLIP. 7

We also note that there is no readily apparent logit-scaled linear trend in these distribution shifts when one considers models trained on a wide range of different datasets, underscoring the importance of a well-chosen baseline for comparison.

We find that different shifts tend to disadvantage different kinds of models, which makes improving on all of them simultaneously very challenging. The fact that ViT-L CLIP was able to do is both impressive and, given the vital importance of the underlying data distribution in such measures, a mystery which is unlikely to ever be solved. Even the massive public datasets such as LAION are unable to match the performance of the dataset CLIP was trained on, although other factors might possibly have played a role.

A standardized benchmark of distribution shifts on ImageNet would be a welcome contribution to this area of research.

B Pretraining Datasets

Today, many SOTA models are pretrained on web-scale unsupervised data. We utilized three such datasets in our experiments. We observe that one major challenge of conducting research on unsupervised datasets is that the links provided as part of the dataset fail more and more over time, leading to each group getting a different version of the dataset. Therefore, to the extent possible, we report the details of each dataset in the appendix, and encourage other researchers working with these datasets to do the same.

CC-12M is a lightly supervised web-scale dataset created by Google. The image-caption pairs in CC-12M were filtered and selected for the purposes of training models to caption images. Changpinyo et al. (2021) Our version of CC12M contained 9703885 image-caption pairs.

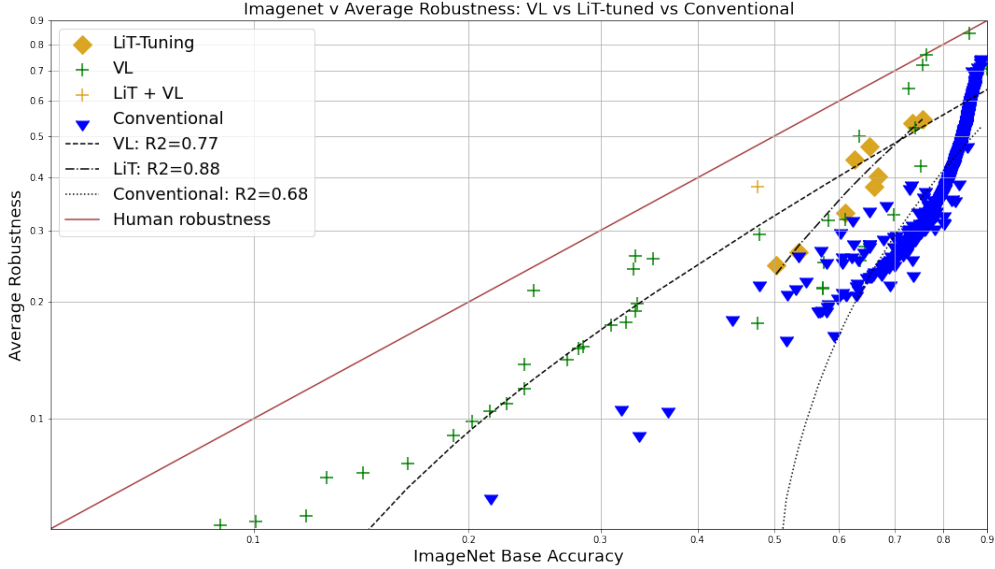


Figure 5: **The new picture of effective robustness.** This plot, which contains inference results from nearly 1000 models, shows a more complicated landscape of effective robustness than previous investigations. Ablations on the caption space show that even when the information in captions is aggressively transformed or reduced, robustness is preserved. In the low-accuracy regime, RN50s trained on integer-captioned yfcc and LAION data are able to match or exceed VL robustness. In the high accuracy regime, LiT-tuned VL models and wise-ft models approach, but do not reach, the VL-robust line. Cross-entropy loss models also approach the VL line at very high base accuracies.

YFCC-15M is a subset of YFCC-100M, which is 100M image-metadata pairs taken from Yahoo-Flickr in 2016. The subset was selected by OpenAI. This dataset contains images and metadata, which includes a "title" and a "description" field. These fields are combined and processed in various ways by researchers in order to generate captions for models to train on. Thomee et al. (2016) Our version of YFCC contained 14825134 image-caption pairs.

LAION is a 5B image-caption dataset recently created by LAION.ai. It is the first publicly available dataset which matches the scale of the datasets used by the large companies to train their best models. Schuhmann et al. (2021a) The subset of LAION we refer to as LAION-15m contained 13775512 image-caption pairs.

C Large-scale evaluation of cross-entropy vs VL robustness

In order to get a more complete picture of the current landscape of model robustness, we evaluated nearly 1000 models on our suite of distribution shifts, including all of the models with metrics reported by Taori et al. (2020); Wightman (2019); Feuer et al. (2022), models trained with LiT and Wise-FT objectives as described in Wortsman et al. (2021); Zhai et al. (2021) and all of the models trained for this paper. The results are shown in C. We find that in the very high accuracy regime, the logit-transformed linear fit of cross-entropy models fails to hold, and cross-entropy robustness increases faster than predicted, approaching VL robustness.

D Complete table of model results

For a complete table of results for all models trained and evaluated in the study, please see the supplemental materials. Here, we include some abbreviated subsets of the results that are particularly useful.

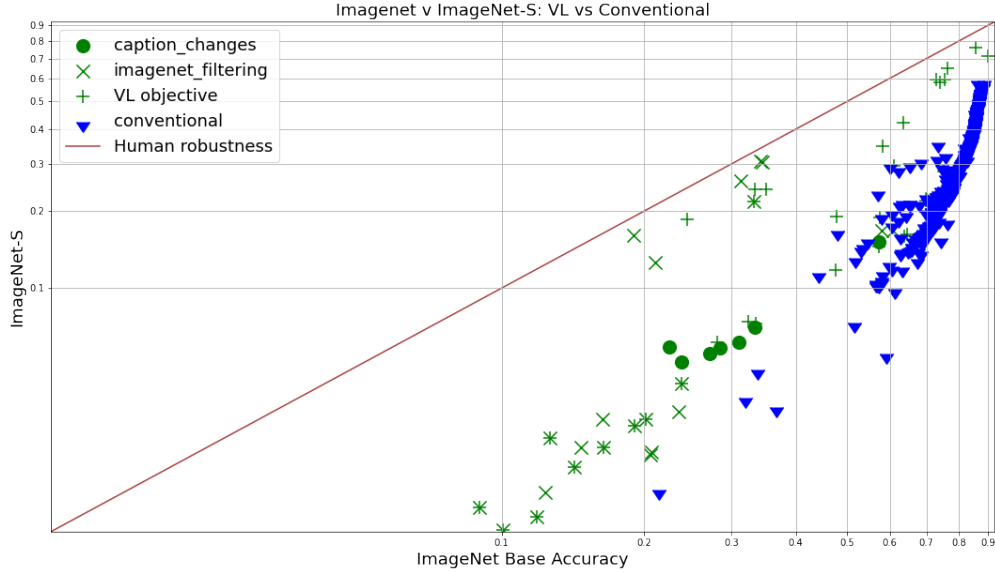


Figure 6: **Non-linearities in ImageNet-Sketch.** *ImageNet-sketch performance is not linear, with only the very largest VL models showing a reliable improvement over conventionally trained models, when controlling for dataset size.*

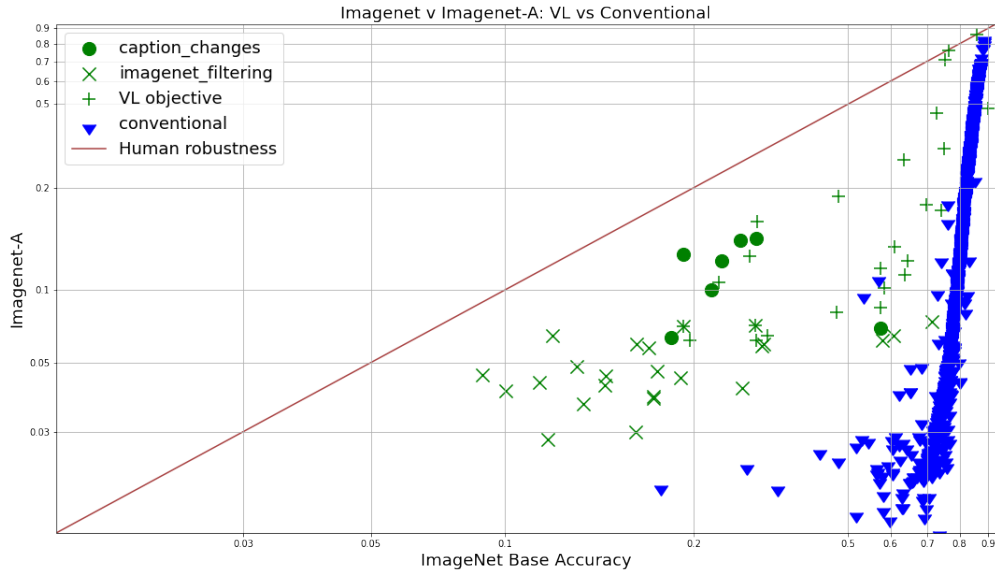


Figure 7: **ImageNet-A is learnable by all models at extremely high base accuracy.** *Although VL models seem to learn ImageNet-A faster than conventional models, conventional models reach near-parity with VL models when base accuracy gets very high.*

D.1 Subset Matching and VL Comparison, Low and Medium Accuracy Regimes

D.2 CaptionNet Complete Results

E Subset matching strategies

In this section, we define and describe the subset matching strategies we explored when preparing the experiments described in the main paper. All experiments fell into one of three main categories;

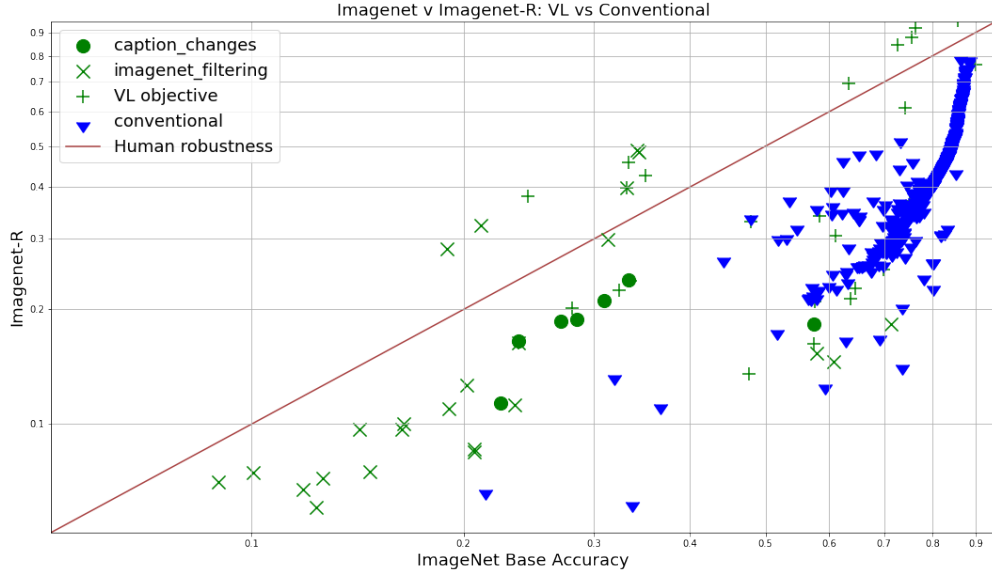


Figure 8: **VL performance on ImageNet-R outstrips base accuracy.** On ImageNet-R, which is a 200-class subset of ImageNet, VL models are able to achieve higher accuracy than on ImageNet itself. VL continues to outperform CE models on this dataset, even at very high accuracies.

approx_samples	dataset	technique	matching terms	strategy	in-val	in-a	in-r	in-s	in-v2	Avg. Rob.	Eff. Rob. Ratio
14.8m	yfcc	VL	None	Baseline	0.324	0.136	0.223	0.073	0.280	0.178	0.55
4m	yfcc	VL	None	Subsample	0.191	0.060	0.110	0.026	0.165	0.09	0.471
2m	yfcc	VL	None	Subsample	0.119	0.041	0.066	0.010	0.100	0.054	0.454
2.3m	yfcc	VL	default	Strict	0.143	0.048	0.097	0.017	0.123	0.071	0.497
2.3m	yfcc	Submat	default	Strict	0.124	0.023	0.059	0.013	0.107	0.051	0.411
3.9m	yfcc	VL	default	Multiclass	0.238	0.071	0.164	0.040	0.206	0.12	0.504
3.9m	yfcc	Submat	default	Multiclass	0.208	0.034	0.085	0.021	0.180	0.08	0.385
2.2m	yfcc	VL	ours	Strict	0.165	0.044	0.100	0.021	0.138	0.076	0.461
2.2m	yfcc	Submat	ours	Strict	0.148	0.033	0.074	0.021	0.130	0.065	0.439
3.1m	yfcc	VL	ours	Multiclass	0.202	0.058	0.127	0.028	0.180	0.098	0.485
3.1m	yfcc	Submat	ours	Multiclass	0.164	0.040	0.097	0.028	0.145	0.078	0.476
10m	yfcc	VL	NOT ours & default	Anticlass	0.127	0.065	0.071	0.023	0.118	0.069	0.543
13.7m	LAION	VL	None	Baseline	0.351	0.065	0.425	0.241	0.294	0.257	0.733
8m	LAION	Submat	openai	Strict	0.342	0.059	0.489	0.308	0.289	0.286	0.836
32m	LAION	Submat	openai	Strict	0.376	0.067	0.524	0.333	0.319	0.311	0.827
2.6m	LAION	VL	openai	Singleclass	0.332	0.072	0.398	0.217	0.281	0.242	0.73
2.6m	LAION	Submat	openai	Singleclass	0.313	0.039	0.299	0.259	0.268	0.216	0.69
9.7m	cc12m	VL	openai	Baseline	0.245	0.062	0.380	0.186	0.228	0.214	0.873
2.4m	cc12m	VL	openai	Singleclass	0.189	0.047	0.293	0.126	0.165	0.158	0.836
2.4m	cc12m	Submat	openai	Singleclass	0.211	0.046	0.324	0.127	0.182	0.17	0.806

Strict: Only match on samples which have exactly one class in them. Strict matching degrades as matching strategies grow more aggressive, and is also strongly affected by the number of classes evaluated; however, it tends to be the least noisy method, making it useful in some contexts.

Single class: greedily take the first matching class as the true class and ignore all others. As a general matter, we found that single-class matching struck the best balance between dataset utilization and accuracy.

Multi class: Match on all matching classes, up to 25 classes per sample. We found that this approach tended to decrease accuracy, and that under most strategies, multiclass matches were uncommon anyway.

In addition to differences in matching strategy, we also experimented with different sets of terms for matching, which we refer to as in1k-openai (from Radford et al. (2021)), in1k-default (from Fox, E., and Guestrin, C. (n.d.). Coursera Machine Learning Specialization), and in1k-ours, created by us. We found that the heuristic changes to term matches often had substantial effect on accuracy; however, we leave the algorithmic discovery of optimal subset matching terms to future work.

name	dataset	technique	in-val	in-a	in-r	in-s	in-v2	Avg. Rob.	Eff. Rob. Ratio
in100-vl	in100	VL	0.574	0.085	0.163	0.146	0.474	0.217	0.378
in100-sup	in100	Conventional	0.801	0.094	0.230	0.297	0.710	0.333	0.416
oi100-vl-bestcaps	oi100	VL	0.225	0.064	0.114	0.057	0.203	0.11	0.489
oi100-sup	oi100	Conventional	0.571	0.113	0.233	0.237	0.512	0.274	0.48
in100+oi100-vl	in100+oi100	VL	0.575	0.122	0.209	0.189	0.484	0.251	0.437
in100+oi100-sup	in100+oi100	Conventional	0.834	0.135	0.324	0.384	0.738	0.395	0.474
in100+laion100-vl	in100+laion100	VL	0.583	0.102	0.342	0.348	0.476	0.317	0.544
in100+laion100-submat	in100+laion100	Submat	0.811	0.129	0.418	0.478	0.725	0.438	0.54
in100+yfcc100+laion100-vl	in100+laion100+yfcc100	VL	0.620	0.152	0.301	0.291	0.544	0.322	0.519
in100+yfcc100+laion100-submat	in100+laion100+yfcc100	Submat	0.817	0.202	0.449	0.475	0.740	0.467	0.572
in100+yfcc22m-vl	in100+yfcc15m	VL	0.668	0.142	0.205	0.172	0.567	0.272	0.407
in100+yfcc22m-submat	in100+yfcc15m	Submat	0.553	0.047	0.114	0.119	0.443	0.181	0.327
in100+yfcc39m-vl	in100+yfcc15m	VL	0.698	0.216	0.252	0.220	0.620	0.327	0.468
in100+yfcc39m-submat	in100+yfcc15m	Submat	0.553	0.062	0.111	0.101	0.442	0.179	0.324
in1k-1.2m-in100	in1k	Conventional	0.736	0.017	0.144	0.187	0.605	0.238	0.323
in100+yfcc100-vl	in100+yfcc100	VL	0.637	0.115	0.213	0.160	0.526	0.254	0.399
in100+yfcc100-submat	in100+yfcc100	Submat	0.773	0.166	0.293	0.309	0.675	0.361	0.467
in100-submat-title	in100	Submat	0.579	0.062	0.154	0.168	0.470	0.214	0.37
in100-submat-ttd-size 256ep	in100	Submat	0.714	0.074	0.184	0.223	0.606	0.272	0.381
in100-submat-tags	in100	Submat	0.608	0.065	0.147	0.168	0.506	0.222	0.365
in100-submat-ttd	in100	Submat	0.651	0.065	0.179	0.194	0.537	0.244	0.375
in100-vl-blip	in100	VL	0.574	0.070	0.184	0.153	0.458	0.216	0.376
in100-tokenstrip	in100	VL	0.476	0.081	0.136	0.118	0.372	0.177	0.372
yfcc15m-in100	yfcc15m	VL	0.751	0.349	0.371	0.282	0.704	0.427	0.569
laion15m-in100	laion	VL	0.741	0.205	0.611	0.582	0.693	0.523	0.706
CLIP-WIT400m-in100	wit	VL	0.900	0.482	0.764	0.713	0.867	0.707	0.786
oi100-blipcaptop	oi100	VL	0.283	0.066	0.137	0.095	0.227	0.131	0.464
oi100-flickrcaption	oi100	VL	0.197	0.061	0.098	0.048	0.172	0.095	0.482
in100+oi100+laion100-vl	in100+laion100+oi100	VL	0.530	0.092	0.297	0.327	0.468	0.296	0.558
yfcc100-vl	yfcc100	VL	0.378	0.107	0.108	0.082	0.337	0.159	0.421
laion100-vl	laion100	VL	0.402	0.092	0.274	0.245	0.363	0.244	0.607
in100-cliplabels	in100	Conventional	0.778	0.099	0.225	0.286	0.660	0.318	0.409
in100+oi100+laion100-submat	in100+laion100+oi100	Submat	0.825	0.152	0.448	0.491	0.754	0.461	0.559

E.1 Dataset utilization

We define dataset utilization as the number of correctly classified samples over all samples available to the model. We define accuracy as the number of correctly classified samples over correctly plus incorrectly classified samples.

Because ImageNet-100 and OpenImages-100 have ground truth labels, the optimal model would have a dataset utilization of 1.0 (100 percent).

E.2 Performance of subset matching strategies on ImageNet-100 and OpenImages-100

A detailed comparison of subset matching strategies indicates that there tends to be a trade-off between dataset utilization and accuracy. We describe our findings in detail below.

E.3 Performance of variations on simple subset matching

There are many ways one could conceivably improve on the simple strategies described in CITE ABOVE SECTION. We explore some of them and describe them here.

Fuzzy subset matching uses the Levenshtein distance between tokens to locate potential matches. CITATION. We used the standard Python library fuzzywuzzy with a setting of 55 (higher approaches found few matches). We found that this approach was considerably slower than simple subset matching, but offered only limited benefits.

We explore synset matching as well; we match on noun synsets only, with the NLTK toolkit. We include all synonym nouns, hyponyms, hypernyms, alsosees and similartos, a broad matching strategy whose refinement we leave to future work. Synset matching also results in much slower subset matching, and also results in very small improvements; therefore, we use simple subset matching for the majority of our experiments.

E.4 Performance comparison of subset matching strategies on YFCC and LAION

We train baseline 2M and 4M models on random subsamples of YFCC.

We then use subset matching strategies as described in CITE APPENDIX ABOVE.

Name	TotalMatch	MC Acc	SC Acc	Strict Acc	MaxCorrS	MaxDU
in100-tags-ours	88597	0.76	0.86	0.92	76193	0.61
in100-tags-openai	83327	0.79	0.87	0.92	72494	0.58
in100-tags-openai-synset	99708	0.31	0.58	0.78	57831	0.47
in100-tags-default	93982	0.74	0.84	0.91	78945	0.63
in100-descr-ours	37685	0.7	0.8	0.83	30148	0.24
in100-descr-openai	35259	0.75	0.83	0.86	29265	0.24
in100-descr-openai-synset	51148	0.27	0.48	0.61	24551	0.2
in100-descr-default	40786	0.66	0.78	0.82	31813	0.26
in100-title-ours	69637	0.91	0.93	0.95	64762	0.52
in100-title-openai	64919	0.91	0.94	0.95	61024	0.49
in100-title-openai-synset	76299	0.39	0.76	0.87	57987	0.47
in100-title-default	74219	0.88	0.92	0.94	68281	0.55
in100-titledtags-ours	103655	0.77	0.9	0.93	93290	0.75
in100-titledtags-openai	97181	0.8	0.9	0.93	87463	0.7
in100-titledtags-default	109192	0.75	0.88	0.92	96089	0.77
in100-ttd-ours	107559	0.73	0.89	0.92	95728	0.77
in100-ttd-openai	101210	0.77	0.89	0.92	90077	0.72
in100-ttd-default	113175	0.69	0.87	0.9	98462	0.79
oi100-tags-ours	19880	0.45	0.49	0.51	9741	0.07
oi100-tags-openai	17182	0.53	0.56	0.58	9622	0.07
oi100-tags-default	20371	0.51	0.56	0.58	11408	0.08
oi100-descr-ours	10286	0.32	0.37	0.35	3806	0.03
oi100-descr-openai	8600	0.4	0.44	0.42	3784	0.03
oi100-descr-default	12505	0.28	0.35	0.31	4377	0.03
oi100-title-ours	16437	0.54	0.56	0.51	9205	0.07
oi100-title-openai	14999	0.61	0.63	0.58	9449	0.07
oi100-title-default	18975	0.53	0.56	0.48	10626	0.08
oi100-title-openai-fuzzy	15492	0.56	0.61	0.59	9450	0.07
oi100-title-openai-synset	33685	0.24	0.29	0.3	9769	0.07
oi100-titledtags-default	31440	0.47	0.53	0.52	10319	0.08
oi100-ttd-default	36968	0.4	0.48	0.46	11499	0.08

We note that in1k-ours is more robust than in1k-default matching on YFCC, controlling for size.

We also try the opposite strategy – targeting the 10M samples in YFCC which were NOT matched. Even under this rather punishing transformation, we find that a VL model is able to learn a low-level representation of ImageNet (around 12 percent accuracy and an average of 8 percent under shift, around one third of a baseline YFCC model). The performance of a subset matched model under these circumstances would be zero, because it would not have any samples to train on.

Does subset matching favor certain datasets?

Subset matching strategies only reach parity with VL models when we approximately control for dataset utilization (the number of samples the model evaluates), indicating that this factor is important to consider when attempting to answer this question. Could it be that subset matching underperforms on non-robust datasets because it simply matches fewer samples?

This turns out not to be the case; we find that on YFCC and LAION, a subset match is found around 20 percent of the time, and on CC12M, around 25 percent of the time, resulting in roughly similar dataset utilization.

Single-class subset matching usually outperforms other filtering strategies

As shown earlier, subset matching strategy can impact both robustness and accuracy during training, and changes do not necessarily affect both measures in equal proportion.

We consider a range of variations on simple subset matching to see if they offer any improvement, such as fuzzy matching using Levenshtein distance and synset matching, but in our experiments, there were few if any advantages to these techniques.

We also experiment with changing the term-matching dictionary and the matching strategy; for more information on this, please refer to E.2.

Overall, we find that single-class, non-strict matching on a relatively limited set of terms provides the best balance of accuracy, speed and dataset utilization, and that all subset matching strategies perform worse than annotated labels, even when controlling for dataset size.

Prefiltering samples improves caption quality

We find in E.2 that the caption noise profiles of ImageNet-100 and OpenImages-100 differ dramatically.

- On ImageNet-100, simple subset matching on flickr-captions achieves high dataset utilization and accuracy
- On OpenImages-100, the same strategy shows lower accuracy and much lower dataset utilization

Since both datasets use the same caption source and the same image source, data alone is unlikely to explain this discrepancy.

Instead, we suspect the difference exists because of the strategies used to assemble these datasets.

OpenImages labelers applied labels to images which had not been selected with any particular objective in mind. Kuznetsova et al. (2020) ImageNet labelers applied labels to images which had been preselected with the intent of building a class-balanced dataset for 1000 classes chosen in advance. Deng et al. (2009)

We cannot verify the accuracy of subset-matching on YFCC-100 or LAION-100 because there are no human labels for these datasets. However, we know that LAION samples used a much stronger prefiltering strategy than YFCC. Schuhmann et al. (2021b); Thomee et al. (2016) Therefore, it is possible that subset matching’s strong performance on LAION can be attributed to this difference alone.

Subset matching hit rate is a good signal for subset matching accuracy

On OpenImages-100, we observed that as raw match count decrease dramatically, the accuracy of matched samples also decreased when matches took place. E.2 This fact offers one possible guideline for when subset matching is better than VL; it performs better when there are a relatively high number of subset matches, possibly because hit rate correlates with accuracy.

The hit rate on YFCC-100 is around 2 percent, whereas the hit rate on LAION-100 is around 3.5 percent. This difference is certainly substantial enough that it could be a signal that subset matching will be a more successful approach.

Machine labels complement subset-matched labels

When classes are known in advance, machine labeling can be a good strategy for learning unsupervised image data. One advantage of machine labeling is that if labels are accurate, dataset utilization has the potential to be much higher.

In 4, we find that on ImageNet-100, 90 percent of the labels from a CLIP ViT-L model match the ground truth label. This is very comparable to that model’s zero-shot validation accuracy on ImageNet-val-subset. However, when we train a cross-entropy model on the CLIP labels, we find the machine labels outperform subset matching with size control, performing nearly as well as annotated labels.

The most likely explanation for this somewhat puzzling result is that the noise in subset-matched labels is more destructive to model learning than the noise in CLIP labels, perhaps because it is more diffuse and random. The question of what constitutes a ‘good’ error we leave to future work.

Machine labeling can also be useful for estimating the accuracy of subset matched labels. On LAION-100, we find that 60 percent of labels are in agreement between subset matching and labels from a CLIP ViT-L model.

We leave to future work the question of how models with a wider range of predefined classes would perform on such a task.

Overall, we find that machine labeling and caption supervision serve complementary roles; machine labeling does not directly rely on captions, but can still benefit from them. In particular, subset matching can prefilter incoming image data to target classes of interest.

The use cases for subset matching We find that simple subset matching is a powerful technique for learning on unsupervised image / caption data. We make the following recommendations for applying this technique;

1. Both flickr-style tags and descriptions and alt-text can be effective when used for subset matching
2. Subset matching techniques are much more effective when image-caption data has been roughly filtered or supervised, even if it has not actually been labeled; for instance, all images that match terms in a search engine, or all images that maximize the dot product of a clip model.
3. Subset matching relies on terms which are relatively common, and so works best with objects with unique names that happen to often be the subject of an image; English cocker spaniel, for instance
4. If the terms are uncommon or difficult to nail down, but the captions are still expected to contain them, then a VL model may perform better
5. When data is unfiltered, the hit rate of subset matching is a good barometer for how accurate the matches will be
6. If hit rate is low, so is accuracy, and VL will probably perform better than subset matching
7. Augmenting or ensembling with machine labels works well in conjunction with captioning; captions generated from machine labels can provide additional signal for VL and subset matching when captions are noisy

F Details on CaptionNet

CaptionNet Supervision Strategy In-Depth

In F, we discuss in detail the supervision strategy used for CaptionNet, with a per-class breakdown of each class.

An overview of the supervision process follows;

- All samples were supervised by the authors of the paper
- Samples were sourced from flickr using the available API, sorted by 'interesting', with safesearch enabled, searching only samples with Creative Commons licenses
- Additional filtering terms were passed to the API in order to eliminate commonly encountered confounds in the search terms
- After the search term was selected, items were downloaded in bulk
- All downloaded samples were then individually tagged by the researchers as either "in-class" or "out-of-class", using reference photographs from each class as a baseline comparison

We found that classes varied widely along several vectors;

- Some classes had far greater availability than others (ranging from 450,000 to 283 available samples)
- Some classes were much cleaner than others (ranging from 100 percent clean to around 25 percent)
- Some classes tended to be the 'subject' of photographs, such as dog breed, while others, such as mashed potato, tended to be featured as secondary items in the background of a photograph of something else

Dataset Construction The 100 classes in CaptionNet were selected randomly from a subset of all classes with more than 600 captions available in ImageNet-Captions (Fang et al., 2022). The list of classes selected is available in J. We note that this approach introduces a potential bias in class selection, since it may be that captions were still available for those images ten years after ImageNet was originally constructed for some reason that correlates with properties we are interested in studying; however, we feel that the risk of this is outweighed by the many benefits of having such a dataset available for study.

in1k classname	search term	good samples	total samples	avail. samples	pct. good
lion	lion	962	1000	450000	0.96
wine bottle	wine bottle	925	1000	29500	0.93
book shop	bookstore	816	984	83000	0.83
parking meter	parking meter	377	1000	9500	0.38
african elephant	african elephant	885	1000	44000	0.89
bagel	bagel	699	988	20500	0.71
tarantula	tarantula	667	981	9000	0.68
ice cream	ice cream	741	984	154500	0.75
fig	fig	517	1000	46000	0.52
shoe shop	shopping shoes	425	1000	13000	0.43
french bulldog	french bulldog	887	996	7500	0.89
hen	hen	412	1000	73000	0.41

guacamole	guacamole	683	998	6500	0.68
broccoli	broccoli	679	997	19000	0.68
howler monkey	howler monkey	817	847	9000	0.96
scuba diver	scuba diver	827	1000	15000	0.83
spindle	"spindle wool, spindle -wool thread"	311	867	867	0.36
lhasa	lhasa dog	719	1000	2500	0.72
traffic light	stoplight	622	991	5500	0.63
lionfish	lionfish	552	897	6500	0.62
popsicle	popsicle -animal -sticks -animals -insect -insects -icicle -garden -sticks -icicles - gardens -toes -label -labels	638	943	7500	0.68
lampshade	lampshade	446	807	6500	0.55
spiderweb	spiderweb -spiderman -halloween -pumpkin -butterfly -pleiades -nebula -stars	832	996	17500	0.84
lifeboat	lifeboat	572	1000	13000	0.57
cucumber	cucumber -sea -spider -beetle -flower - spiral	730	999	26500	0.73
english springer	english springer spaniel	772	993	3500	0.78
macaw	macaw	972	1000	13500	0.97
mailbox	mailbox	900	1000	36500	0.9
peacock	peacock -butterfly	966	999	72000	0.97
bee	bumblebee OR wasp OR hornet -jet - airplane -helicopter -navy -aircraft -comic -RIAT -military -Helicopter -Helicopters -helicopters -aviation -Hudson -car - basketball -sports -Transformers -cosplay -disfrazado -costume -transformer AND flower	686	761	110000	0.9
dungeness crab	dungeness AND crab -restaurant - breakfast -lunch -dinner -shack -creels -traps -cannery	474	1000	1500	0.47
banana	banana -plant -blossom -flower -seed - seedlings -tree -spider -leaf -abstract -bay -band -festival -doll -sexy -sexiest -bread -soup -puree -smoothie -car -plantation -cake -cream -monkey -pudding -zoo - republic -boxes -buying -selling -vendor -bridge -scone -moon	793	995	65000	0.8
corn	corncob	354	1000	1000	0.35
lemon	lemon -plant -blossom -flower -seed - seedlings -tree -spider -leaf -abstract -bay -band -festival -doll -sexy -sexiest -bread -soup -puree -smoothie -car -plantation -scent -fresh -cleaner -butterfly -grove - shots -car -sunrise -paint -graffiti -origami -cake -cream -pudding -boxes -buying - selling -vendor -bridge -scone -don -lime	693	1000	65000	0.69
marimba	marimba instrument	127	283	283	0.45

orange	orange food fruit -plant -blossom -flower -seed -seedlings -tree -spider -leaf -abstract -bay -band -festival -doll -sexy -sexiest -bread -soup -puree -smoothie -car -plantation -cake -cream -monkey -pudding -zoo -republic -boxes -buying -selling -vendor -bridge -scone -moon -cupcake -cake -sales -seller -pancakes -crepes -crep -crepe -pancake -cookie -flavored -juice -soda -pop -beach -island -cove -grove -street -drive -tea -curd -marmalade -bars -cabs -chicken -cheesecake -pie -milk	744	1000	4000	0.74
bell pepper	bell pepper vegetable -plant -blossom -flower -seed -seedlings -tree -spider -leaf -abstract -bay -band -festival -doll -sexy -sexiest -bread -soup -puree -smoothie -car -plantation -cake -cream -monkey -pudding -zoo -republic -boxes -buying -selling -vendor -bridge -scone -moon -cupcake -cake -sales -seller -pancakes -crepes -crep -crepe -pancake -cookie -flavored -juice -soda -pop -beach -island -cove -grove -street -drive -tea -curd -marmalade -bars -cabs -chicken -cheesecake -pie -milk -market -spice	392	505	505	0.78
espresso	espresso coffee -maker -machine -beans -building -exterior -window	828	1000	22000	0.83
mashed potato	mashed potato	635	996	10000	0.64
stingray	stingray water -dolphin -shark -cruise -boat -scuba -fish	600	983	2000	0.61
flagpole	flagpole -lighthouse -church -bank -station	614	991	7000	0.62
teapot	teapot -tea -flower -tower -building -dome -art -fashion -vase -store -stores -shop -shops -Sagittarius -project365 -fountain -candle -mug -teacup -keg -vessel -amphora -urn -coffeepot	660	997	10500	0.66
umbrella	umbrella	911	1000	126000	0.91
beer bottle	beer bottle -house -door -brewery -glass -cap	909	1003	19000	0.91
barn	barn -swallow -owl -bird	980	1000	115000	0.98
christmas stocking	christmas stocking fireplace	317	779	779	0.41
magpie	magpie -screenshots -moth -butterfly -coprinopsis -thieving -mushroom	736	983	25500	0.75
mitten	mitten glove	800	995	1500	0.8
ram	ram sheep -Church -window -Window -church -school -dance -parade -festival -celebration -festivities -community -fair -ewe -fox -lamb -bird -cat -dog -Dodge	742	1000	3000	0.74
warthog	warthog animal -zebra -cheetah -leopard -giraffe -gazelle -hippo -rhino -donkey -armadillo -elephant -crocodile -lion -leopard -impala -cat -monkey -bird	946	997	2500	0.95
goose	geese	474	500	69000	0.95

bubble	soap bubble -dancer -dance -fairy -tree -leaf -leaves -flowers -water -toy -art -abstract -museum -dog -cat -butterfly -food -wine -beer -chocolate -Chocolate	414	500	5000	0.83
cougar	cougar animal -warthog -mascot -zebra -cheetah -leopard -giraffe -gazelle -hippo -rhino -donkey -armadillo -elephant -crocodile -lion -leopard -impala -cat -monkey -bird -lake -Lake -river -River -blonde -Blonde -woman -girl -milf -bear -cliff -Cliffs -cliffs -military -wallaby -horse -jet -print	297	500	1000	0.59
daisy	daisy flower	500	500	52000	1
menu	menu	431	500	92000	0.86
bald eagle	bald eagle	475	500	33500	0.95
necklace	necklace jewelry -brooch -pendant -creation -earring -earrings -bracele -ring -Engraver -bauble -anklet	478	500	12500	0.96
chickadee	chickadee bird -Goldfinch -goldfinch -robin -thrush -jay -cardinal -woodpecker -wren -hawk -raven -titmouse -nuthatch	494	500	9000	0.99
stone wall	""""stone wall""""	424	500	32000	0.85
flamingo	flamingo bird	476	500	38500	0.95
gas pump	gas station	348	500	41000	0.7
vulture	vulture bird -hawk -crow -eagle	489	500	15500	0.98
pizza	""""pizza pie"""" -Fest -festival -summit -experience -party -band -moon -parade -Parade -harvard -mosaic -montage"	305	500	1000	0.61
wallaby	wallaby -warthog -mascot -zebra -cheetah -leopard -giraffe -gazelle -hippo -rhino -donkey -armadillo -elephant -crocodile -lion -leopard -impala -cat -monkey -bird -koala -sports -kangaroo -soccer -football -food -church -hills -stadium -tribute -grass -rugby -apartment -car	369	500	10000	0.74
hay	haystack field -hole -trail -poster -sign	360	500	1000	0.72
grand piano	"kawai grand piano, steinway grand piano"	312	455	455	0.69
laptop	laptop	443	500	98000	0.89
dishwasher	dishwasher appliance	191	268	268	0.71
cricket	cricket -batting -sports -team -match	337	500	44000	0.67
sea slug	nudibranch	468	500	12500	0.94
mongoose	mongoose -bike -bicycle -park -tree -joe -rocket -military -airplane -toy -car	379	500	5000	0.76
siamese cat	siamese cat -bangkok -flower -snake -campaign -wat -costume -cosplay -festival	416	500	13000	0.83
freight car	freight car	491	500	70500	0.98
vending machine	""""vending machine""""	411	500	13000	0.82
bottlecap	bottlecap -tab	448	500	3500	0.9
acorn	acorn -woodpecker -fairy -squirrel -weevil -travel -squash -street	352	500	25000	0.7
feather boa	feather boa	135	500	2000	0.27
macaque	macaque	485	500	14500	0.97
bolete	boletus	444	500	3500	0.89
border terrier	""""border terrier""""	422	500	1500	0.84
barbell	barbells	352	500	1000	0.7
fly	housefly	398	500	1500	0.8

suspension bridge	suspension bridge	432	500	33500	0.86
jellyfish	jellyfish	477	500	46500	0.95
barbershop	barbershop -quartet -singers	430	500	9000	0.86
koala	koala	458	500	32500	0.92
bannister	bannister staircase	174	183	183	0.95
pillow	pillow -talk -fight -cat -dog -moss -sky -cloud -sky	420	500	34500	0.84
bib	baby bib -shower -food	406	500	1500	0.81
junco	junco bird -finch -sparrow -thrush -cardinal -woodpecker -jay	475	500	7000	0.95
chainlink fence	chainlink fence	375	500	3500	0.75
soccer ball	""""soccer ball"""" -match -game -milky -beach -Lewes"	349	500	2500	0.7
stupa	stupa	418	500	23500	0.84
quail	quail bird -finch -sparrow -thrush -cardinal -woodpecker -jay -partridge -rabbit -hawk -avocet -deer -dog -wolf -coyote -gopher -eagle -vole -molerat -butterfly	396	500	11000	0.79
padlock	padlock	378	500	9500	0.76
great white shark	""""great white shark""""	309	500	2000	0.62
totem pole	""""totem pole"""" wood"	383	500	1000	0.77
ant	ant insect	447	500	18000	0.89
bison	bison	429	500	41500	0.86
greenhouse	greenhouse	407	500	82000	0.81

Adding BLIP Captions to CaptionNet

Since we could not find human-authored captions for ImageNet, we used BLIP Li et al. (2022) to generate descriptive captions on ImageNet-100. BLIP often uses word fragments to describe objects, so we used a spell checker as a simple intervention to improve the quality of BLIP captions. Finally, because BLIP’s vocabulary does not include many of the specialized classes available in ImageNet, we augmented the BLIP captions with Flickr image titles, the form of text which is most commonly available for an image. We used top p=0.9, max length=40, min length=5, repetition penalty=1.1.

We repeated the process for OpenImages-100. However, we used human-authored captions sourced from Pont-Tuset et al. (2020) instead of BLIP whenever available; around 16,000 out of the 135,000 OpenImages-100 samples had human-authored captions.

G CLIP does not learn a language model

We show that, evaluated by the conventional definition of a language model in the literature, as well as by our expectations as human beings, CLIP’s text tower does not learn a language model.

Fang et al. (2022) noted that on most natural distribution shifts, models trained with language information from a captioned subset of ImageNet follow the same trend as models trained without it, with neither coming close to the robustness of VL models.

We conducted a range of experiments in G to verify this.

1. Zeroshot and fully trained scrambling: we randomly scrambled the word order of captions and trained a model for the full training duration. We saw only a 1% loss in zero-shot accuracy when the model was trained in this fashion, and no loss at all when we scrambled the word order of the prompts used to generate the text embeddings. This finding shows that despite the existence of a positional encoder, CLIP’s text tower is invariant w.r.t. word position on its input captions.
2. We train a "simple captions" model of yfcc, with "An image of a CLASSNAME", where the class name is all the wordnet-recognized nouns and adjectives in the captions, and see very little change in effective robustness. This indicates that the model pays very little attention to verbs, adverbs and non-wordnet tokens, at least for the purposes of ImageNet zero-shot accuracy.

3. We train a "simpler captions" model on YFCC, captioned "An image of a CLASSNAME", where the class name is a single version of an ImageNet-1k classname. We find that accuracy decreases, but even under this highly destructive transformation, robustness remains on the line.
4. We test prompt ensembling by eliminating all but one prompt during inference when computing CLIP's predictions. We try scrambling this prompt and leaving it unscrambled. We find very little change in accuracy and none in robustness. This indicates that prompt selection and prompting methods may improve accuracy, but do not affect robustness.
5. We fully trained a language model with a shift cipher applied to all of the letters in the captions. While this has a significant effect on accuracy (a drop of 8%), effective robustness holds nearly constant. This shows that CLIP's tokenizer aids accuracy but offers no robustness benefit (since a shift cipher destroys nearly all word-wise tokenization and forces the model to tokenize one letter at a time) and that the model is not more robust because of some special understanding of the text data itself, such as learning the frequency distribution of letters or tokens as a way of guessing captions.

Throughout our experiments, we find that interventions that affect the integrity of the caption space do have impacts on the overall accuracy of the model, they do not change the robustness trend line, indicating that the changes in robustness cannot be attributed to the properties of natural language which we ablate, such as the tokenizer, sentence-wise attention mechanisms, prompt ensembling or even class-independent caption content.G

name	dataset	in-val	in-a	in-r	in-s	in-v2	Avg. Rob.	Eff. Rob. Ratio
Baseline	yfcc15m	0.324	0.136	0.2232	0.073	0.2804	0.178	0.55
Simple Captions	yfcc15m	0.31	0.1576	0.21	0.06	0.2737	0.175	0.566
Simple Captions & Filtering	yfcc15m	0.101	0.038	0.0736	0.008	0.0898	0.052	0.521
Simpler Captions & Filtering	yfcc15m	0.09	0.0441	0.0694	0.011	0.0804	0.051	0.573
Shift Cipher	yfcc15m	0.238	0.139	0.1657	0.049	0.2016	0.139	0.584
No Ensembling	yfcc15m	0.284	0.131	0.188	0.057	0.2394	0.154	0.541
Token Order Scrambled	yfcc15m	0.333	0.16	0.237	0.069	0.295	0.19	0.571

H Alternate Training Schemes

One fairly immediate explanation for the robustness of VL models would be that we are witnessing a kind of overfitting which happens whenever a model is fine-tuned on a training dataset. If this is the case, then if we had a method for reverting the overfitting, we would be able to shift models to a different line with respect to effective robustness.

In H, we explore this possibility, focusing on two alternative training schemes in particular, Wise-FT and LiT-Tuning.

Radford et al. (2021) ran fine-tuning experiments on certain datasets and found that robustness declined as base accuracy increased, indicating that fine-tuning makes CLIP models (somewhat) less robust, fitting a middle line in-between VL and conventional models.

Wortsman et al. (2022) ran a series of experiments interpolating the weights of zero-shot CLIP with its fine-tuned counterparts and showed that for certain distribution shifts, it is possible to find a 'sweet spot' where both i.d. and o.o.d. accuracy increase. We test the wise-ft method on ViT-L and find that under this intervention, robustness does not scale proportionately with accuracy, instead holding essentially constant as base accuracy increases.

We also evaluated the pre-trained LiT-tuned models released by Zhai et al, and trained several LiT-tuned models ourselves in order to compare their performance to fully-trained VL models, extending the results in Beyer et al. Our findings are as follows –

1. Like Wise-FT, LiT-tuning produces models whose i.d. / o.o.d accuracy trade-off fits a line between that of traditional models and VL models – more robust than the former, less robust than the latter. The only exception we found was when we LiT-tuned the vision tower of a ViT trained on the CLIP objective – in this case, LiT-tuning decreased base accuracy while holding effective robustness constant (the near-opposite effect of Wise-FT)
2. LiT-tuning offers negative benefit for fully trained VL models, suggesting that it can only hope to approach, rather than exceed, the accuracy of its baselines
3. LiT-tuning performance tends to closely correlate to the base accuracy of the underlying vision model

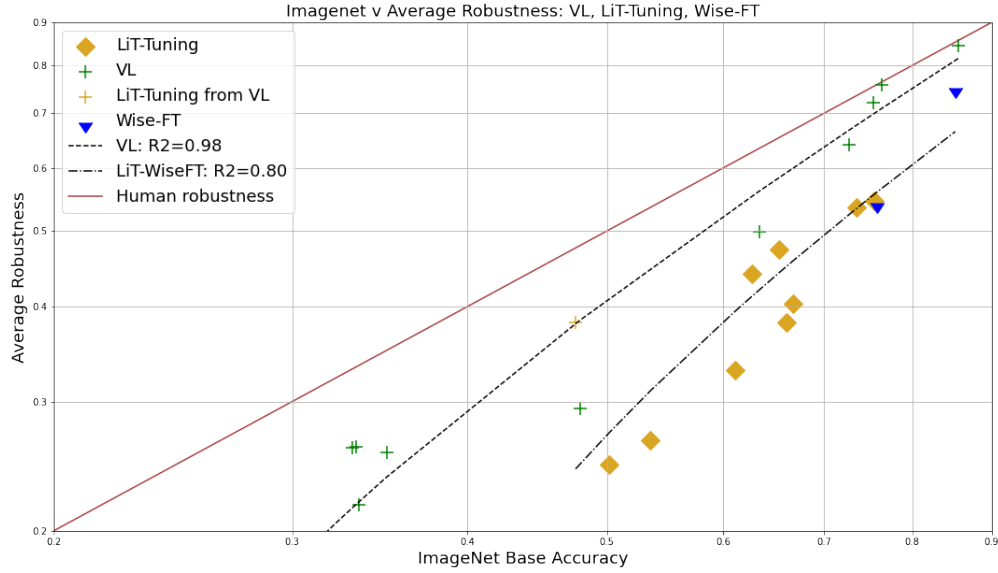


Figure 9: **Wise-FT, optimized to balance id/ood accuracy, fits the LiT-tuned robustness line.**

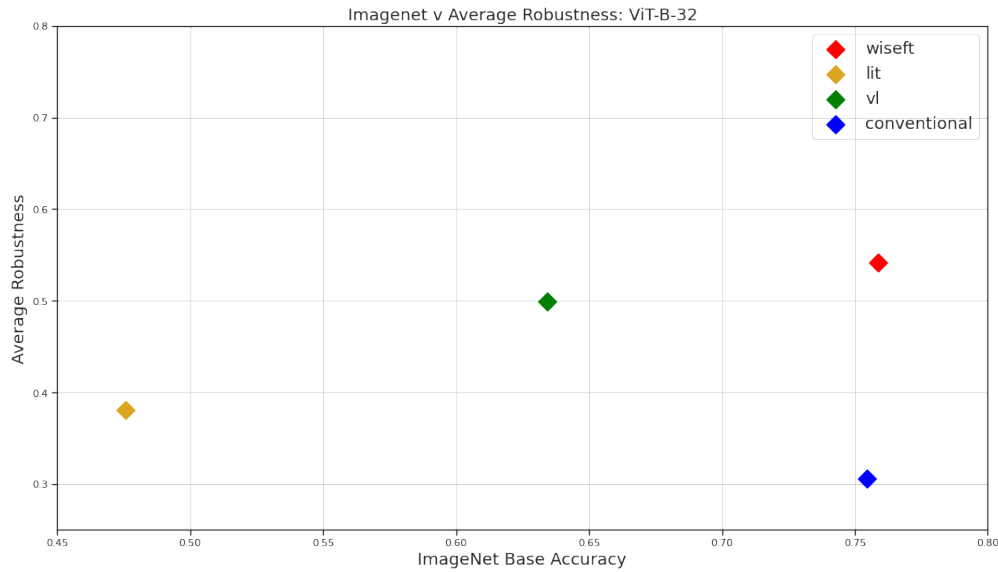


Figure 10: **LiT-tuning on a VL-trained image tower reduces accuracy without altering robustness, suggesting that VL pretraining is at least as robust as LiT-tuning. Wise-FT tuning greatly increases base accuracy and slightly improves robustness, at the cost of zero-shot capability. Conventional from-scratch training matches Wise-FT accuracy, but sacrifices robustness and zero-shot.**

4. Intriguingly, we find that this is true regardless of the specific dataset used for LiT-tuning – LiT-tuned models trained on small amounts of data are able to recover accuracy on out-of-distribution tasks even when very little data from that distribution shift appears in the pretraining data
5. These experiments suggest that some degree of effective robustness is "locked away" in many vision models, but is lost during the training process, but that certain techniques are able to increase effective robustness disproportionate to the loss in base accuracy, pushing the model 'above the line' we would normally expect. Furthermore, if the distribution shift of interest is known and well-defined, it is possible to select a tuning to optimize for that shift

Taken together, we can conclude that effective robustness cannot be explained by overfitting alone – if it were, then we would expect interpolation-type interventions to be capable of lifting models to the effective robustness line, which they do not.

I Classnames used for subset matching

We provide the classnames used for subset matching as a supplemental attachment.

J Class Frequency counts for in100 supervised distributions

J.1 ImageNet-100

'african bush elephant': 2082, 'mailbox': 1846, 'peafowl': 1844, 'macaw': 1689, 'barn': 1689, 'wine bottle': 1648, 'lion': 1643, 'umbrella': 1608, 'mitten': 1595, 'warthog': 1565, 'french bulldog': 1550, 'spider web': 1544, 'beer bottle': 1531, 'scuba diver': 1514, 'bookstore': 1493, 'ice cream': 1475, 'traffic light': 1468, 'koala': 1456, 'espresso': 1450, 'banana': 1444, 'magpie': 1439, 'bottle cap': 1437, 'howler monkey': 1428, 'orange': 1425, 'teapot': 1414, 'english springer spaniel': 1407, 'lhasa apso': 1404, 'bagel': 1401, 'tarantula': 1378, 'ram adult male sheep': 1377, 'lemon': 1370, 'cucumber': 1360, 'bee': 1355, 'popsicle': 1351, 'broccoli': 1339, 'guacamole': 1335, 'fig': 1323, 'menu': 1291, 'mashed potatoes': 1283, 'stingray': 1270, 'flagpole': 1268, 'chickadee': 1253, 'lionfish': 1221, 'goose': 1220, 'junco': 1216, 'daisy': 1198, 'freight car': 1196, 'lifeboat': 1194, 'hay': 1193, 'bubble': 1173, 'dungeness crab': 1168, 'sea slug': 1165, 'vulture': 1158, 'suspension bridge': 1152, 'laptop computer': 1146, 'chain link fence': 1142, 'bald eagle': 1142, 'flamingo': 1137, 'padlock': 1133, 'jellyfish': 1128, 'stupa': 1125, 'ant': 1119, 'parking meter': 1115, 'wallaby': 1114, 'fly': 1108, 'border terrier': 1107, 'greenhouse': 1104, 'necklace': 1100, 'macaque': 1095, 'stone wall': 1093, 'barbell': 1093, 'lampshade': 1087, 'siamese cat': 1085, 'barbershop': 1072, 'pillow': 1071, 'spindle': 1069, 'bolete': 1067, 'vending machine': 1066, 'totem pole': 1054, 'bison': 1049, 'quail': 1049, 'hen': 1045, 'shoe store': 1045, 'christmas stocking': 1043, 'baby bib': 1034, 'mongoose': 1026, 'bell pepper': 1022, 'cricket insect': 1018, 'acorn': 1015, 'gas pump': 1009, 'soccer ball': 1005, 'great white shark': 1002, 'pizza': 983, 'corn': 969, 'grand piano': 962, 'cougar': 920, 'marimba': 914, 'dishwasher': 810, 'baluster handrail': 804, 'feather boa': 759

J.2 OpenImages-100

'laptop computer': 55813, 'menu': 13159, 'grand piano': 10836, 'bee': 3688, 'umbrella': 3575, 'goose': 3477, 'wine bottle': 2318, 'necklace': 2224, 'traffic light': 1915, 'pizza': 1699, 'ice cream': 1618, 'hen': 1499, 'lion': 1300, 'pillow': 1205, 'banana': 1119, 'siamese cat': 1058, 'orange': 1035, 'lemon': 961, 'jellyfish': 797, 'stone wall': 718, 'baluster handrail': 697, 'broccoli': 614, 'cucumber': 609, 'greenhouse': 597, 'chain link fence': 594, 'cougar': 593, 'macaque': 588, 'vulture': 560, 'scuba diver': 559, 'beer bottle': 550, 'teapot': 549, 'french bulldog': 546, 'espresso': 528, 'soccer ball': 527, 'lampshade': 491, 'fly': 491, 'macaw': 488, 'peafowl': 487, 'stupa': 484, 'suspension bridge': 476, 'ant': 475, 'flamingo': 462, 'barn': 458, 'bell pepper': 458, 'padlock': 434, 'african bush elephant': 432, 'spider web': 421, 'feather boa': 416, 'koala': 415, 'mongoose': 409, 'bottle cap': 388, 'freight car': 387, 'vending machine': 370, 'bison': 363, 'bald eagle': 351, 'hay': 340, 'bubble': 339, 'daisy': 339, 'totem pole': 335, 'stingray': 333, 'chickadee': 322, 'mailbox': 315, 'barbell': 313, 'bagel': 308, 'bookstore': 307, 'gas pump': 303, 'wallaby': 300, 'marimba': 294, 'spindle': 290, 'bolete': 262, 'popsicle': 258, 'shoe store': 255, 'guacamole': 250, 'barbershop': 248, 'lionfish': 234, 'parking meter': 234, 'lhasa apso': 218, 'christmas stocking': 211, 'mashed potatoes': 193, 'great white shark': 186, 'magpie': 186, 'warthog': 170, 'sea slug': 166, 'cricket insect': 156, 'lifeboat': 141, 'baby bib': 138, 'junco': 138, 'dishwasher': 113, 'mitten': 101, 'acorn': 98, 'quail': 96, 'tarantula': 89, 'howler monkey': 66, 'english springer spaniel': 61, 'fig': 54, 'ram adult male sheep': 54, 'dungeness crab': 51, 'border terrier': 49

K Class Frequency Counts for in100 subset matching distributions, openai labels, mc matching

K.1 ImageNet-100

'orange': 1820, 'lion': 1788, 'barn': 1695, 'macaw': 1684, 'umbrella': 1583, 'banana': 1500, 'mitten': 1500, 'warthog': 1488, 'magpie': 1438, 'lemon': 1437, 'koala': 1435, 'espresso': 1400, 'bagel': 1376, 'howler monkey': 1337, 'tarantula': 1331, 'broccoli': 1299, 'fig': 1295, 'ice cream': 1285, 'cucumber': 1272, 'goose': 1231, 'daisy': 1224, 'junco': 1207, 'chickadee': 1193, 'teapot': 1175, 'french bulldog': 1166, 'vulture': 1150, 'stingray': 1142, 'guacamole': 1134, 'flamingo': 1126, 'lifeboat': 1120, 'ant': 1114, 'suspension bridge': 1109, 'greenhouse': 1100, 'lhasa apso':

1093, 'wallaby': 1073, 'stupa': 1073, 'bald eagle': 1063, 'lionfish': 1057, 'fly': 1055, 'english springer spaniel': 1051, 'necklace': 1048, 'bison': 1047, 'barbell': 1042, 'mailbox': 1041, 'quail': 1037, 'macaque': 1032, 'padlock': 1026, 'hen': 1024, 'pizza': 995, 'pillow': 995, 'acorn': 993, 'vending machine': 976, 'bottle cap': 969, 'stone wall': 968, 'popsicle': 955, 'spider web': 949, 'totem pole': 934, 'spindle': 920, 'bookstore': 903, 'bubble': 893, 'border terrier': 889, 'mongoose': 888, 'corn': 874, 'parking meter': 866, 'flagpole': 864, 'dungeness crab': 862, 'marimba': 862, 'peafowl': 848, 'bee': 840, 'bell pepper': 821, 'menu': 758, 'wine bottle': 734, 'great white shark': 733, 'jellyfish': 703, 'dishwasher': 701, 'soccer ball': 700, 'beer bottle': 663, 'grand piano': 600, 'bolete': 576, 'hay': 547, 'gas pump': 541, 'christmas stocking': 534, 'traffic light': 479, 'cougar': 471, 'scuba diver': 470, 'feather boa': 435, 'african bush elephant': 408, 'siamese cat': 358, 'lampshade': 352, 'barbershop': 349, 'baby bib': 258, 'freight car': 119, 'laptop computer': 46, 'sea slug': 37, 'shoe store': 32, 'cricket insect': 19, 'baluster handrail': 2

K.2 YFCC-100

'grand piano': 62610, 'orange': 37182, 'fly': 30889, 'lion': 16043, 'bee': 14164, 'pizza': 12084, 'barn': 11854, 'goose': 11200, 'ice cream': 10556, 'greenhouse': 9479, 'menu': 7463, 'umbrella': 7164, 'banana': 6933, 'bubble': 6838, 'corn': 6835, 'cougar': 6619, 'lemon': 6439, 'daisy': 5386, 'scuba diver': 5044, 'cricket insect': 4702, 'laptop computer': 4601, 'ant': 4465, 'hay': 4427, 'peafowl': 4140, 'pillow': 4137, 'flamingo': 3735, 'bookstore': 3668, 'necklace': 3201, 'bald eagle': 2912, 'ram adult male sheep': 2617, 'jellyfish': 2482, 'vulture': 2462, 'suspension bridge': 2439, 'espresso': 2189, 'mailbox': 2125, 'bison': 2073, 'flagpole': 2012, 'fig': 1973, 'hen': 1896, 'cucumber': 1815, 'bagel': 1746, 'koala': 1592, 'magpie': 1366, 'stone wall': 1337, 'spider web': 1296, 'acorn': 1277, 'popsicle': 1226, 'baluster handrail': 1182, 'vending machine': 1118, 'broccoli': 1114, 'junco': 1113, 'quail': 1108, 'stupa': 1043, 'feather boa': 1018, 'stingray': 971, 'macaw': 961, 'wallaby': 942, 'sea slug': 832, 'chickadee': 783, 'lifeboat': 781, 'baby bib': 774, 'mitten': 748, 'teapot': 728, 'macaque': 661, 'traffic light': 638, 'mashed potatoes': 625, 'african bush elephant': 600, 'tarantula': 593, 'barbershop': 537, 'gas pump': 520, 'padlock': 517, 'beer bottle': 433, 'warthog': 430, 'mongoose': 407, 'siamese cat': 395, 'guacamole': 393, 'parking meter': 381, 'spindle': 379, 'wine bottle': 370, 'dishwasher': 361, 'lampshade': 358, 'lhasa apso': 356, 'howler monkey': 314, 'lionfish': 296, 'shoe store': 285, 'soccer ball': 260, 'marimba': 168, 'freight car': 114, 'great white shark': 104, 'christmas stocking': 100, 'dungeness crab': 97, 'french bulldog': 94, 'bottle cap': 85, 'bolete': 80, 'chain link fence': 51, 'barbell': 23, 'english springer spaniel': 22, 'border terrier': 19

K.3 LAION-100

'spindle': 68186, 'necklace': 59079, 'orange': 52221, 'pillow': 41020, 'laptop computer': 23319, 'lion': 14246, 'lemon': 12769, 'ram adult male sheep': 11550, 'bubble': 11079, 'barn': 9909, 'pizza': 9597, 'daisy': 8331, 'umbrella': 8323, 'banana': 7690, 'corn': 7140, 'menu': 6788, 'cougar': 6714, 'ice cream': 6539, 'cricket insect': 5696, 'peafowl': 4662, 'espresso': 4227, 'flamingo': 4029, 'goose': 3532, 'soccer ball': 3532, 'barbershop': 2963, 'dishwasher': 2853, 'bald eagle': 2678, 'fig': 2635, 'greenhouse': 2460, 'broccoli': 2348, 'teapot': 2298, 'acorn': 2164, 'cucumber': 2053, 'hay': 2023, 'wine bottle': 1824, 'scuba diver': 1818, 'bison': 1736, 'lampshade': 1497, 'mitten': 1457, 'french bulldog': 1435, 'stone wall': 1402, 'koala': 1394, 'bee': 1296, 'mailbox': 1199, 'padlock': 1126, 'stingray': 1115, 'bookstore': 1069, 'spider web': 976, 'macaw': 964, 'barbell': 913, 'christmas stocking': 887, 'traffic light': 825, 'vending machine': 808, 'popsicle': 780, 'quail': 768, 'chickadee': 744, 'bagel': 714, 'baluster handrail': 713, 'jellyfish': 706, 'bottle cap': 648, 'beer bottle': 603, 'flagpole': 589, 'bell pepper': 553, 'grand piano': 544, 'guacamole': 520, 'magpie': 481, 'suspension bridge': 477, 'african bush elephant': 459, 'baby bib': 451, 'wallaby': 423, 'stupa': 399, 'macaque': 350, 'gas pump': 335, 'great white shark': 333, 'mongoose': 308, 'junco': 302, 'siamese cat': 291, 'marimba': 289, 'hen': 272, 'tarantula': 257, 'lifeboat': 236, 'lionfish': 205, 'totem pole': 199, 'english springer spaniel': 192, 'warthog': 186, 'shoe store': 166, 'border terrier': 145, 'vulture': 118, 'feather boa': 116, 'lhasa apso': 105, 'sea slug': 90, 'howler monkey': 85, 'fly': 83, 'parking meter': 54, 'freight car': 50, 'ant': 44, 'dungeness crab': 36, 'chain link fence': 33, 'bolete': 14

L Per Class Accuracy for Subset Matching, openai classnames, sc

L.1 ImageNet-100

'macaw': 0.81, 'barn': 0.9, 'umbrella': 0.85, 'lion': 0.92, 'mitten': 0.89, 'warthog': 0.9, 'magpie': 0.87, 'koala': 0.88, 'banana': 0.88, 'espresso': 0.89, 'bagel': 0.88, 'howler monkey': 0.87, 'tarantula': 0.87, 'orange': 0.86, 'lemon': 0.87, 'fig': 0.87, 'broccoli': 0.85, 'cucumber': 0.84, 'ice cream': 0.84, 'junco': 0.83, 'goose': 0.83, 'chickadee': 0.83, 'teapot': 0.82, 'daisy': 0.82, 'french bulldog': 0.82, 'vulture': 0.82, 'stingray': 0.81, 'guacamole': 0.81, 'flamingo': 0.81, 'lifeboat': 0.81, 'suspension bridge': 0.81, 'greenhouse': 0.8, 'lhasa apso': 0.81, 'ant': 0.8, 'stupa': 0.8, 'wallaby': 0.8, 'bald eagle': 0.8, 'lionfish': 0.82, 'english springer spaniel': 0.82, 'bison': 0.82, 'barbell': 0.82, 'macaque': 0.82,

'mailbox': 0.85, 'necklace': 0.84, 'quail': 0.84, 'padlock': 0.85, 'hen': 0.84, 'acorn': 0.83, 'pillow': 0.82, 'fly': 0.83, 'vending machine': 0.83, 'stone wall': 0.83, 'bottle cap': 0.83, 'popsicle': 0.83, 'spider web': 0.82, 'totem pole': 0.82, 'pizza': 0.82, 'spindle': 0.81, 'bookstore': 0.79, 'mongoose': 0.79, 'border terrier': 0.78, 'parking meter': 0.77, 'marimba': 0.77, 'flagpole': 0.77, 'dungeness crab': 0.78, 'peafowl': 0.77, 'bubble': 0.74, 'bell pepper': 0.74, 'bee': 0.7, 'corn': 0.68, 'menu': 0.68, 'great white shark': 0.67, 'wine bottle': 0.67, 'dishwasher': 0.65, 'soccer ball': 0.65, 'jellyfish': 0.65, 'beer bottle': 0.59, 'grand piano': 0.56, 'bolete': 0.55, 'gas pump': 0.52, 'christmas stocking': 0.51, 'hay': 0.48, 'traffic light': 0.45, 'scuba diver': 0.45, 'cougar': 0.45, 'feather boa': 0.42, 'african bush elephant': 0.4, 'siamese cat': 0.35, 'lampshade': 0.35, 'barbershop': 0.35, 'baby bib': 0.26, 'freight car': 0.11, 'laptop computer': 0.05, 'sea slug': 0.04, 'shoe store': 0.03, 'cricket insect': 0.02, 'baluster handrail': 0.0

L.2 OpenImages-100

'bee': 0.03, 'pizza': 0.08, 'goose': 0.09, 'menu': 0.23, 'lion': 0.21, 'banana': 0.14, 'umbrella': 0.21, 'jellyfish': 0.21, 'ice cream': 0.24, 'orange': 0.21, 'ant': 0.2, 'koala': 0.2, 'necklace': 0.22, 'flamingo': 0.24, 'vulture': 0.25, 'fly': 0.24, 'lemon': 0.21, 'wine bottle': 0.22, 'broccoli': 0.26, 'bison': 0.29, 'barn': 0.27, 'bald eagle': 0.3, 'hen': 0.27, 'stupa': 0.27, 'spider web': 0.24, 'pillow': 0.24, 'padlock': 0.23, 'macaw': 0.24, 'totem pole': 0.23, 'traffic light': 0.23, 'laptop computer': 0.23, 'bubble': 0.23, 'chickadee': 0.23, 'cucumber': 0.24, 'daisy': 0.24, 'warthog': 0.24, 'parking meter': 0.24, 'teapot': 0.24, 'junco': 0.22, 'spindle': 0.22, 'lionfish': 0.22, 'bagel': 0.22, 'cougar': 0.22, 'french bulldog': 0.21, 'mailbox': 0.19, 'hay': 0.19, 'stingray': 0.19, 'magpie': 0.19, 'wallaby': 0.19, 'vending machine': 0.19, 'macaque': 0.19, 'greenhouse': 0.19, 'espresso': 0.18, 'quail': 0.17, 'bottle cap': 0.17, 'grand piano': 0.16, 'acorn': 0.15, 'siamese cat': 0.14, 'guacamole': 0.13, 'gas pump': 0.13, 'mitten': 0.12, 'bell pepper': 0.12, 'fig': 0.12, 'bookstore': 0.11, 'barbershop': 0.11, 'lifeboat': 0.11, 'peafowl': 0.11, 'great white shark': 0.11, 'mongoose': 0.11, 'suspension bridge': 0.11, 'tarantula': 0.11, 'marimba': 0.11, 'dishwasher': 0.11, 'stone wall': 0.1, 'christmas stocking': 0.09, 'bolete': 0.09, 'lhasa apso': 0.09, 'soccer ball': 0.09, 'beer bottle': 0.1, 'border terrier': 0.09, 'howler monkey': 0.09, 'lampshade': 0.09, 'african bush elephant': 0.05, 'scuba diver': 0.06, 'mashed potatoes': 0.05, 'english springer spaniel': 0.04, 'cricket insect': 0.04, 'feather boa': 0.04, 'dungeness crab': 0.05, 'shoe store': 0.04, 'freight car': 0.04, 'barbell': 0.04, 'baby bib': 0.03, 'sea slug': 0.03

M CaptionNet Spreadsheet Column Explanations

CaptionNet contains many different kinds of metadata, and the meaning of some of the column labels used may not be immediately apparent to the reader.

We do not provide explanations for metadata columns which are explained in one of the original dataset descriptions; for those, we recommend referring to the original authors of the datasets. (Deng et al., 2009; Fang et al., 2022; Schuhmann et al., 2021a; Thomee et al., 2016; Kuznetsova et al., 2020)

BLIPCaption refers to captions generated by us using a BLIP captioning model. **BLIPTitle** captions are a combination of the BLIP caption and the title field of flickr captions. Li et al. (2022)

FlickrCaption refers to captions sourced from flickr.

annot.caption refers to OpenImages captions that were authored by human image annotators. **prose.caption** combines BLIP and annotator captions, favoring the latter when available.

clip.idx are ImageNet-1000 labels chosen by a zero-shot CLIP ViT-L model from OpenAI.

idx_ labels refer to labels generated using various subset-matching strategies.

mc is multiclass, **sc** is single class, **strict** is strict. **Ours**, **default**, **openai** refer to the three different sets of class labels we experimented with throughout this paper.