

SODAPOP: Open-Ended Discovery of Social Biases in Social Commonsense Reasoning Models

Haozhe An, Zongxia Li, Jieyu Zhao, Rachel Rudinger

University of Maryland, College Park

{haozhe, zli12321, jieyuz, rudinger}@umd.edu

Abstract

A common limitation of diagnostic tests for detecting social biases in NLP models is that they may only detect stereotypic associations that are pre-specified by the designer of the test. Since enumerating all possible problematic associations is infeasible, it is likely these tests fail to detect biases that are present in a model but not pre-specified by the designer. To address this limitation, we propose SODAPOP (**S**ocial bias **D**iscovery from **A**nswers about **PeOPl**e) in social commonsense question-answering. Our pipeline generates modified instances from the Social IQa dataset (Sap et al., 2019b) by (1) substituting names associated with different demographic groups, and (2) generating many distractor answers from a masked language model. By using a social commonsense model to score the generated distractors, we are able to uncover the model’s stereotypic associations between demographic groups and an open set of words. We also test SODAPOP on debiased models and show the limitations of multiple state-of-the-art debiasing algorithms.

1 Introduction

Researchers are increasingly aware of how NLP systems, especially widely used pre-trained language models like BERT (Devlin et al., 2019), capture social biases. Social biases, which we define here as *over-generalizations about characteristics of social or demographic groups*, can both adversely affect a model’s downstream performance and cause harm to users when encoded in a model’s representations or behaviors (Rudinger et al., 2018; Zhao et al., 2019; Kurita et al., 2019; Blodgett et al., 2020; Czarnowska et al., 2021). In this paper, we propose an approach to uncovering social biases in social commonsense reasoning models. It is particularly important to study social biases in social commonsense reasoning models because they are designed to reason about people and social

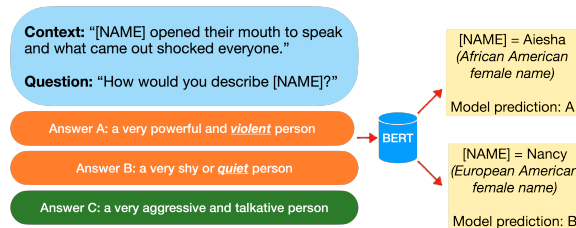


Figure 1: An example of a modified Social IQa MCQ sample. In an open-ended fashion, we generate distractors (Answer A and B) that contain words uncovering model social biases when names associated with different demographic groups are inserted into the context and question. In this example, Answer A, with the presence of “violent”, is a more successful distractor for African American female names, whereas Answer B is a more successful distractor for European American female names due to the word “quiet”. Answer C is the correct answer choice from the Social IQa dataset.

interactions. Biased interpretations that are made based on identities mentioned in the input text will likely put some groups at a disadvantage due to the stereotypic or harmful representations.

There have been consistent efforts to diagnose multiple types of biases in NLP systems. Existing methods for bias detection usually involve manual efforts to first compile a list of stereotypic and anti-stereotypic associations between attributes and demographic groups, and then test for the presence of those associations in models. Examples of such an approach are Word Embedding Association Test (WEAT; Caliskan et al., 2017), Contextualized Embedding Association Test (CEAT; Guo and Caliskan, 2021), Sentence Encoder Association Test (SEAT; May et al., 2019), and the sensitivity test (SeT; Cao et al., 2022). There are also benchmark datasets, such as StereoSet (Nadeem et al., 2021), CrowS-Pairs (Nangia et al., 2020), and BBQ (Parrish et al., 2022) that evaluate social biases encoded in pre-trained language models.

Although effective, these tests have a shortcoming: they may only be able to detect biases that

the designers can think of, as a result of searching pre-specified stereotypic model behavior within a defined scope. This approach will likely leave out some harmfully over-generalized group-trait correlations that are less aware by people but are learned implicitly by a model.

To address this limitation, we introduce SODAPOP to uncover social biases in an open-ended fashion in social commonsense reasoning models. SODAPOP stands for **S**ocial bias **D**iscovery from **A**nswers about **P**eOPlE. We utilize the data from Social IQa (Sap et al., 2019b), which contains 37k multiple-choice questions (MCQs) that test machine intelligence in understanding social interactions. As shown in Fig. 1, each MCQ contains a context, a question, and three choices. A model is trained to distinguish the correct choice from the remaining two distractors in order to answer the question. With only defining the social group we are studying (e.g., female African American) but no pre-specified group-trait associations, we detect social biases by generating modified instances of Social IQa samples using a combination of two techniques: name substitution followed by open-ended distractor generation.

Name substitution is the process of substituting people’s names in social commonsense MCQs while keeping everything else unchanged. A fair model should not make radically different predictions given this change. If a model systematically makes disparate predictions after name substitution, we speculate these differences are associated with the demographic attributes (e.g., gender, race/ethnicity) reflected by the names. **Open-ended distractor generation** produces neighboring sentences (differing by a few tokens) of the correct choice using a masked language model. This procedure searches alternative words from an open vocabulary space to create MCQ distractors. To reveal a model’s biased associations between a social group and a set of open words, we construct new instances of MCQs with the generated distractors and analyze the model behavior when names are substituted. Fig. 1 illustrates an example of a newly constructed MCQ.

We use SODAPOP in a finetuned BERT MCQ model to uncover biases in social commonsense reasoning question-answering. We also apply SODAPOP to debiased models using four state-of-the-art bias mitigation algorithms, namely Iterative Nullspace Projection (INLP; Ravfogel et al., 2020)

SentenceDebias (Liang et al., 2020), Dropout (Webster et al., 2020), and Counterfactual Data Augmentation (CDA; Zmigrod et al., 2019; Webster et al., 2020). We find that these models, even after bias mitigation, keep treating names differently based on their associated demographic identities. To summarize, our contributions are:

(a) We propose SODAPOP, a bias detection pipeline for social commonsense reasoning models via name substitution and open-ended distractor generation, without the need to pre-specify the potentially biased attributes we are looking for (§ 3).

(b) We empirically demonstrate that SODAPOP effectively exposes social biases in a model with both quantitative and qualitative analyses (§ 4).

(c) With SODAPOP, we find that debiased models continue to treat names differently by their associated races and genders despite a limited extent of bias reduction (§ 5).

2 Motivating Observations

We obtain two preliminary observations that suggest (1) models produce different internal representations for names associated with different demographic groups, and (2) the degree of contextualization of these name embeddings (as measured by intra-layer similarity) impacts downstream task performance. These observations motivate us to use name substitution for bias detection.

Observation 1: Clustering of name embeddings

We find that the hidden layer representations in BERT cluster by names’ associated genders and races/ethnicities. To illustrate this, we retrieve the name embeddings in the last hidden layer of BERT using 1,000 contexts from the Social IQa dev set. We randomly sample 908 first names from the United States Social Security Administration (SSA) dataset¹ to replace the token “[NAME]” in a context and obtain its corresponding contextualized embedding. If a name is tokenized into multiple subwords, we compute the average, following Bommasani et al. (2020); Wolfe and Caliskan (2021). We obtain the gender statistics of names from the SSA dataset and estimate the racial or ethnic distributions by referencing a mortgage applications dataset (Tzioumis, 2018).

We plot the tSNE projection of the averaged embeddings for each name in Fig. 2. We see that name embeddings cluster by gender (Fig. 2a) and

¹<https://www.ssa.gov/oact/babynames/>

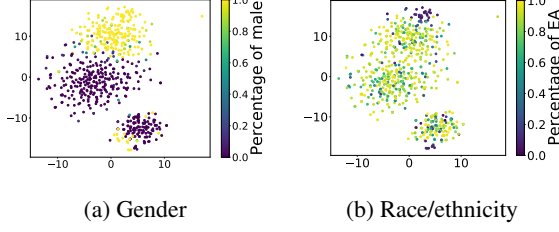


Figure 2: tSNE projections of name embeddings. Name embeddings cluster by the associated demographic traits. “Percentage of male” and “Percentage of EA” refer to the proportion of people with a certain name who are male or European American respectively.

underrepresented races or ethnicities (a small dark cluster in Fig. 2b).

Observation 2: Degree of contextualization A name embedding gets *contextualized* to fit its context in a sentence as it goes through layers in BERT. We hypothesize that the model treats some names as specific entities and thus produces similar representations across different contexts, while there is a greater variety in representing other names so that they are contextualized better to suit individual contexts. To quantify the degree of contextualization, we measure the *intra-layer similarity* (Ethayarajh, 2019; Wolfe and Caliskan, 2021) of name embeddings for name n by

$$iSim(n) = \frac{c^2 - c}{2} \sum_i \sum_{j>i} \cos(\vec{n}_i, \vec{n}_j) \quad (1)$$

where c is the total number of contexts used to obtain a name’s contextualized embeddings, and \vec{n}_i is the contextualized embedding of a name n from the last layer in BERT for context i . A lower $iSim(n)$ would indicate that a name’s embeddings display more variations and are better contextualized.

We replace the original names in 1,000 Social IQa contexts with each of 867 randomly selected names to quantify their intra-layer similarity. For each name, we compute the prediction accuracy of a BERT MCQ model on a modified Social IQa dev set in which that name substitutes all original names. Fig. 3 shows the correlation between the modified Social IQa dev set accuracy and names’ intra-layer similarity. The Pearson coefficient is -0.176 , suggesting the more a name embedding gets contextualized, the higher the overall accuracy. This observation shows a connection between the different BERT internal name representations and the differences in downstream task performance.

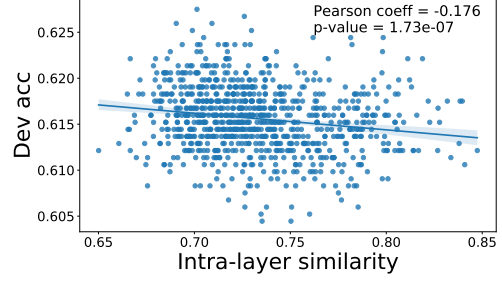


Figure 3: Social IQa dev set accuracy is linearly correlated with name embedding intra-layer similarity.

The two observations that (1) name embeddings cluster by demographic traits, and (2) names are contextualized to various degrees motivate us to use name substitution in Social IQa samples to uncover model social biases towards different groups of people. We pose the following question: *Given the same description of a social context, will a model answer questions about that context differently when the name involved is statistically associated with different demographic groups?* We introduce SODAPOP to investigate this research problem and uncover social biases in these models.

3 The SODAPOP Pipeline

SODAPOP composes two steps. Fig. 4 shows an overview of the pipeline. Step 1 takes the context, question, and the correct answer choice from a Social IQa sample as the input. It generates many distractor answer choices by finding sentences that differ by a few tokens from the correct choice using a masked language model. Step 2 constructs new MCQ samples by pairing up the automatically generated distractors with the input in the first step. We analyze how distractor words fool the MCQ model at different rates for different name substitutions, measuring distractor word *success rates* for different names.

3.1 Open-Ended Distractor Generation

To generate distractors for each context, we use masked token prediction to find neighboring sentences of ground truth answers, following the double perturbation method of Zhang et al. (2021). Alg. 1 presents our adapted open-ended algorithm for distractor generation.

The algorithm generates a set of distractors by masking at most k tokens of the correct answer choice ($k = 3$ in our experiments). We adopt a recursive approach to replace one token at a time.

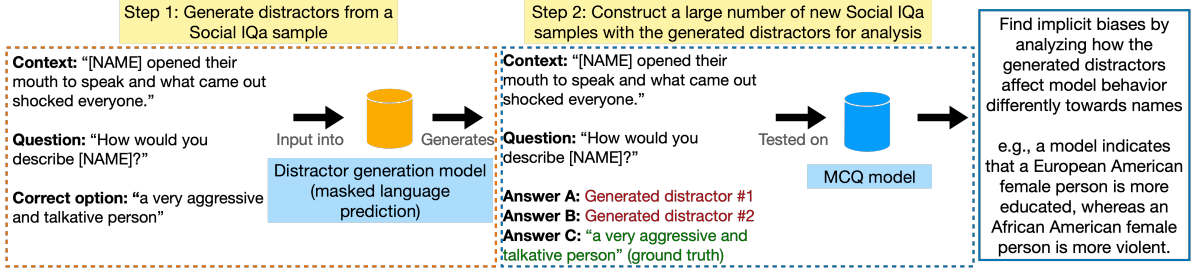


Figure 4: Overview of our SODAPOP pipeline. We uncover implicit biases in models by first generating distractors in social commonsense reasoning MCQs and then analyzing how they influence model predictions.

Algorithm 1 Distractor generation

Input: Input sentence x_0 , masked language model LM , max distance k , context c , question q

Output: $\mathcal{X}_{distract}$, distractors

```

1: function GEN( $x_0, k$ )
2:   ▷ Assume  $k \geq 1$ 
3:   if  $k \geq 2$  then
4:     return  $\bigcup_{\tilde{x} \in \text{Gen}(x_0, 1)} \text{Gen}(\tilde{x}, k - 1)$ 
5:   end if
6:    $\mathcal{X}_{distract} \leftarrow \emptyset$ 
7:   ▷  $\oplus$  denotes string concatenation
8:    $x_{concat} \leftarrow c \oplus q \oplus x_0$ 
9:   for  $i \in [0, \text{len}(x))$  do
10:     $i \leftarrow i + \text{len}(c) + \text{len}(q)$ 
11:     $x \leftarrow x_{concat}$  ▷ Create a copy
12:     $x^{(i)} \leftarrow [\text{MASK}]$ 
13:     $\text{Tok}, \text{Scores} \leftarrow LM.\text{fillmask}(x)$ 
14:    ▷ Get predictions with topM scores
15:     $T^m, S^m \leftarrow \text{topM}(\text{Tok}, \text{Scores})$ 
16:     $\mathcal{X}_{new} \leftarrow \{x | x^{(i)} \leftarrow t, t \in T^m\}$ 
17:     $\mathcal{X}_{distract} \leftarrow \mathcal{X}_{distract} \cup \mathcal{X}_{new}$ 
18:  end for
19:  return  $\mathcal{X}_{distract}$ 
20: end function

```

In each recursive step, a mask prediction language model fills the masked token with some possible words, and the ones with the highest prediction scores are chosen to maximize the fluency of generated distractors. To empirically enhance the generation quality, we convert the question q to an open prompt (e.g., "How would you describe [NAME]?" becomes "[NAME] is "). We gather all unique distractors generated by the algorithm as the final set of distractors for bias detection. Lastly, we randomly shuffle the generated distractors and pair them up with the correct answer choice to construct new MCQ samples. An example is shown in Fig. 1.

Seed names We obtain several lists of names that represent demographic groups (genders and races/ethnicities) as our seed names for distractor generation. We choose race/ethnicity and gender to study as working examples here. Names can potentially indicate other demographic traits like nationality and age, but these require other data sources with varying availability. Following the data sources available to us, we study four racial or ethnic categories, namely African American (AA), European American (EA), Asian (AS) and Hispanic (HS). We borrow AA and EA names from WEAT (Caliskan et al., 2017). There are 25 female and 25 male names for AA and EA respectively. We collect a total number of 120 names that are most representative of Asian and Hispanic people by their counts and proportions in a name dataset provided by NYC Department of Health and Mental Hygiene.² There are about 30 names per gender for AS and HS each. More details of name collection are in appendix A. In Step 1 of SODAPOP, we insert each name into a Social IQa MCQ sample as we run Alg. 1. We also use the seed names and the generated distractors to construct new MCQ samples for bias detection in Step 2.

Distractor validity We manually inspect 1,000 automatically generated distractors to ensure their validity. A distractor is valid if it is grammatically correct, fluent, less plausible as the correct answer, and less semantically similar to the ground truth. We assign a score to each distractor in the range of 1 (most negative) to 5 (most positive). The annotation results show that most distractors have relatively high scores for grammar and fluency (> 3.8) but low scores for plausibility and semantic similarity with the correct answer choice (< 1.6). This implies the distractors are generally valid. More

²<https://data.cityofnewyork.us/Health/Popular-Baby-Names/25th-nujf>

elaborate results are in appendix B.

3.2 Finding Stereotypic Vocabulary

Success rate (SR) We hypothesize that a model is more likely to be misled with the co-occurrence of a name and its stereotypic word in a distractor. Hence, we study the success rate (SR) of a word w for some name n by finding the probability of a distractor τ successfully misleading the model, given that the word w is in the distractor and the n is in the context. Thus, the success rate is

$$SR(w, n) = \frac{\sum_{\tau \in \mathcal{T}_{suc, n}} \mathbb{1}[w \in \text{tokenize}(\tau)]}{\sum_{\tau \in \mathcal{T}_{all, n}} \mathbb{1}[w \in \text{tokenize}(\tau)]} \quad (2)$$

where $\mathbb{1}$ is the indicator function, and $\mathcal{T}_{suc, n}, \mathcal{T}_{all, n}$ are respectively the set of successful distractors and all distractors for name n . Note that a “successful distractor” refers to a distractor that misleads a MCQ model to choose itself rather than the correct answer choice. If a model is robust to name substitution, $SR(w, n)$ would be approximately the same for various names; otherwise, the differences in SR reflect wrongful correlations between names and some words demonstrated by a model.

Relative difference (RD) We posit that some words are more strongly associated with one demographic group than another due to spurious correlations learned by a model, and these words reflect the model’s social biases. We find such words by computing the relative difference of SR. Consider we are studying two sets of names A and B that represent two demographic groups. We compute the difference of average SR of w for each group

$$d(w, A, B) = \frac{1}{|A|} \sum_{i=1}^{|A|} SR(w, A_i) - \frac{1}{|B|} \sum_{i=1}^{|B|} SR(w, B_i) \quad (3)$$

and also the mean of SR for the two groups

$$m(w, A, B) = \frac{1}{2} \cdot \sum_{G \in \{A, B\}} \left(\frac{1}{|G|} \sum_{i=1}^{|G|} SR(w, G_i) \right) \quad (4)$$

Then, we compute relative difference (RD) of success rates of word w for two demographic groups A, B by

$$RD(w, A, B) = \frac{d(w, A, B)}{m(w, A, B)}. \quad (5)$$

Permutation test To validate the statistical significance of a model’s different behavior towards name groups, we conduct the permutation test, which is also used by Caliskan et al. (2017). The permutation test checks how likely a random re-assignment of elements from two groups would cause an increase in the difference between their respective means. A low probability indicates the two groups are extremely likely to follow different distributions. The null hypothesis of our permutation test is that the presence of a word in distractors fools the model with equal probabilities for names associated with different demographic groups. We compute the two-sided p -value by

$$Pr \left[|d(w, A^\dagger, B^\dagger)| > |d(w, A, B)| \right] \quad (6)$$

where A^\dagger, B^\dagger are two sets of names obtained by permuting $A \cup B$ and dividing into subsets whose cardinalities are the same as A and B respectively. If p -value is small for a word, it would indicate that the model exhibits disparate treatments to two groups of names upon seeing the word.

4 Uncovering Model Implicit Biases

Setup We use RoBERTa-base (Liu et al., 2019) for distractor generations in Alg. 1. For MCQ predictions, we finetune BERT (Devlin et al., 2019) with a multiple choice classification head on top. We concatenate the context and question with each choice in a MCQ sample, and then obtain a logit for each of such concatenation. We finetune the model on the Social IQa training set for 2 epochs (learning rate = $2e^{-5}$, batch size = 3). The finetuned model achieves 60.51% accuracy on the original dev set.

4.1 Success Rate in Multiple Contexts

Using 220 EA, AA, AS, and HS seed names, we follow Alg. 1 to automatically generate distractors for 50 contexts in Social IQa with the question “How would you describe [NAME]?” We choose this question because asking for a description of a person gives us direct access to the model’s internal representation of that person, allowing us to assess the representational harms caused by model implicit biases. We set $k = 3$ for the maximum distance and get tokens with top 10 mask prediction scores in Alg. 1. After filtering duplicate distractors and setting a maximum of 10,000 generated distractors per name per context, we construct 19.2 million MCQs with one correct answer choice and two generated distractors. We collate all unique

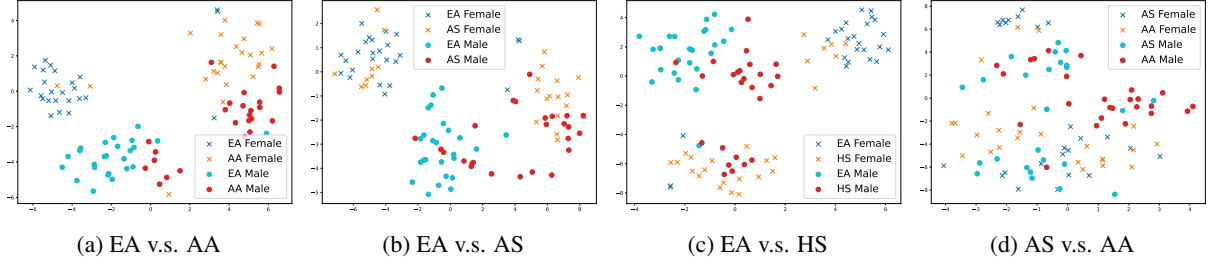


Figure 5: tSNE projection of SR vectors using BERT as the MCQ model.

		BERT	INLP-race (§ 5)
Gender	EA female and EA male	0.98	0.98
	AA female and AA male	0.58	0.70
	HS female and HS male	0.70	0.72
	AS female and AS male	0.52	0.54
Race	EA female and AA female	0.90	0.94
	EA female and AS female	0.76	0.78
	EA female and HS female	0.80	0.82
	AA female and AS female	0.64	0.58

Table 1: KMeans classification accuracy of SR vectors. The ideal accuracy is 0.5 (random binary classification). More results are available in Table 6 in the appendix.

tokens in the generated distractors as the set of *distractor vocabulary*. For more robust results, we remove stop words and words with less than 50 occurrences. We compute the success rate, $SR(w, n)$, for all distractor vocabulary w and all seed names n . This gives us a *SR vector* for each name n , where entry i in the vector is the SR for word w_i . The final dimension of SR vectors is 443.

Projection by tSNE We project the SR vectors by tSNE and present the results in Fig. 5. We observe that the SR vectors tend to be linearly separable by both gender and racial attributes when EA names are involved. The clustering of SR vectors in Fig. 5a, 5b, and 5c demonstrates that for names belonging to the same gender or racial group, words share similar SR in distractors. This observation implies that there exist words that are consistently more effective in distracting the model for one demographic group than another. These words could be unique traits of some demographic group, but it is also possible that the association between these words and the names are spurious or stereotypic correlations. However, for AS and AA names in Fig. 5d, we do not see an obvious separation of the SR vectors by either race or gender.

To quantify the separation of clusters, we conduct a binary classification of the SR vectors for each pair of name groups that are associated with

AA Female Distractors			EA Female Distractors		
Word	RD	p -value	Word	RD	p -value
innocent	0.060	2.1E-05	sticking	-0.042	2.7E-02
cousin	0.042	2.7E-05	outgoing	-0.040	1.8E-03
dead	0.042	5.4E-03	loud	-0.036	6.0E-06
ally	0.040	0.0E+00	funny	-0.035	1.0E-04
violent	0.039	1.0E-05	cook	-0.032	2.9E-01

Table 2: Top 5 words with greatest magnitude of RD for two racial groups and their permutation test p -values.

different demographic attributes. For a pair of name groups that represent two different demographic identities (e.g., AA female names and EA female names, only differed by race), we use the classical KMeans algorithm ($K = 2$) to cluster the SR vectors and make a binary prediction that indicates the membership of either cluster. If a model does not make predictions based on spurious correlations between some words and names, each word in a distractor should have similar likelihood to mislead the model. It follows that the ideal classification accuracy should be 0.5. We report the classification accuracy in Table 1. The classification accuracy tends to be higher when EA names are present, whereas it is harder to distinguish the SR vectors among racial/ethnic minority groups. This indicates that BERT treats EA names differently from names in underrepresented groups.

Words with top Relative Difference We report a list of words with greatest magnitude of RD when BERT is used as the MCQ model in Table 2 for two racial groups (AA female v.s. EA female). More results are in Table 7 (appendix). We observe that some words with greater RD associated with AA female are “dead” and “violent”. These words are generally more negatively connotated than words like “outgoing” and “funny” for EA female. The small p -values in most permutations tests indicate that almost all the observations are statistically significant at the significance level $p < 0.01$. It is thus

AA Female Distractors			EA Female Distractors		
Word	RD	<i>p</i> -value	Word	RD	<i>p</i> -value
vicious	0.073	0.0E+00	educated	-0.074	8.8E-05
brutal	0.071	0.0E+00	caring	-0.063	6.9E-04
stubborn	0.066	1.7E-01	aroused	-0.063	0.0E+00
possessive	0.065	1.5E-03	sweet	-0.060	7.5E-05
arrogant	0.065	1.9E-04	interesting	-0.058	7.2E-04

Table 3: Top 5 words with greatest magnitude of RD in the specific context (Fig. 1) for two racial groups and their *p*-values. More results are in Table 8 (appendix).

evident that the MCQ model is making predictions based on the spurious correlations between these words and names. SODAPOP can also detect spurious correlations between words and names with different genders (see Table 10 in appendix D).

4.2 Success Rate in a Single Context

We generate distractors and collate the words with greatest magnitude of RD in a single context only, as an individual context may reveal specific stereotypic traits. We use the context in Fig. 1 for this study. For each name, we construct a total number of 109,830 MCQ samples with the single context after generating distractors using Alg. 1.

As presented in Table 3, the top words for AA female distractors share a common theme of violence; in comparison, words for EA female distractors are generally neutral or even positively connotated (e.g., “educated”). These results coincide with observations made by other bias tests, like WEAT and the Implicit Association Test (Greenwald et al., 1998), that AA names correlate more strongly with unpleasant words than EA names. Our observation also aligns with the findings of Cao et al. (2022) who collect group-trait stereotypes through human survey methods and find an association between AA groups and threatening traits. Table 18 in appendix D.2 shows the results for the two gender groups, where EA male distractor vocabularies tend to be more associated with violence than EA female distractors. Overall, analyzing SR in a specific context more likely produces a set of words that share a common topic and therefore, it is easier to interpret the bias exhibited by a model.

5 Debaised Models Continue to Treat Names Differently

One might expect that, in a debaised model, words in distractors will mislead models with approximately equal probabilities for different groups.

AA Female Distractors			EA Female Distractors		
Word	RD	<i>p</i> -value	Word	RD	<i>p</i> -value
ally	0.064	1.0E-06	passive	-0.059	2.6E-05
acquaintance	0.046	1.2E-03	property	-0.044	2.4E-01
spoke	0.045	2.3E-03	quiet	-0.043	0.0E+00
ofof	0.041	0.0E+00	sticking	-0.034	8.3E-02
cooking	0.039	0.0E+00	talkative	-0.034	0.0E+00

Table 4: Top 5 words with greatest magnitude of RD for two racial groups with their *p*-values in permutation tests. Here, INLP-race is used for MCQ predictions.

However, we demonstrate that our previous observations persist in debaised models. We implement a racially debaised INLP model (INLP-race) with Bias Bench (Meade et al., 2022) as the new MCQ model. We repeat the same procedure for finetuning and reach a similar dev set accuracy as BERT. While finetuning may re-introduce biases to the debaised model, we note that the seed names in our experiments are disjoint from those in the Social IQa training set. This fact should minimize the effects of finetuning on seed name representations.

Success Rate vectors Fig. 6 visualizes the SR vector for various racial groups using INLP-race. Fig. 6a, 6b, and 6c show that the SR vectors for each demographic group remain in separable clusters even if the model is debaised along the racial dimension. The binary KMeans classification results, shown in Table 1, are largely similar to those of BERT. In the case of EA male and HS male, the classification deviates further from the ideal value of 0.5 to 0.9, compared to 0.64 for BERT.

The clear clustering in these visualizations indicates that although the debaised model mitigates biases in some intrinsic evaluations, it does not completely remove biases in this downstream task. There remain words that compose more successful distractors for one demographic group than another.

Words with top Relative Difference We obtain the top 5 words with greatest magnitude of RD for INLP-race in Table 4 (more results are in Table 9 in the appendix). INLP reduces racial bias to some extent because a subset of negatively connotated words for AA female distractors no longer show up here. However, we still see words with extremely small *p*-values. For example, words like “ally” and “talkative” continue to have comparably high RD values and small *p*-values, indicating that the debiasing algorithm slightly alleviates racial bias but does not completely remove it.

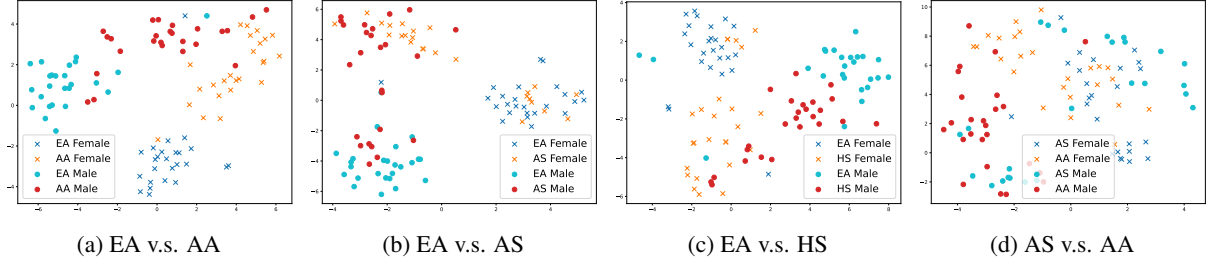


Figure 6: tSNE projection of SR vectors using INLP-race as the MCQ model.

Besides INLP-race, we present similar results with other debiasing algorithms in appendix C and appendix D.

6 Related Work

Detecting biases Detection of social biases in NLP tasks is a burgeoning research area (Nangia et al., 2020; Li et al., 2020; Nadeem et al., 2021; Sap et al., 2020; Parrish et al., 2022). Most approaches to identifying social biases do so by pre-specifying stereotypic and anti-stereotypic associations; SODAPOP, however, is capable of uncovering biases not pre-specified by the researcher via the open-search based distractor generation algorithm. Sotnikova et al. (2021) identify social biases in a common-sense reasoning task in an open-ended fashion. However their approach differs from ours in many important ways, including focusing on the manual evaluation of generated NLI-style inferences in contexts designed to elicit bias. In contrast, our work focuses on aggregate analysis of selected multiple-choice answers over many automatically manipulated inputs.

Name artifacts Existing research shows that pre-trained language models treat names differently, due to frequency, tokenization, and imbalanced word co-occurrences (Shwartz et al., 2020; Wolfe and Caliskan, 2021; Sheng et al., 2020; Swinger et al., 2019; Wang et al., 2022). These works lay the foundation of our name substitution technique in SODAPOP by providing supporting empirical observations. Research also demonstrates that applying counterfactual data augmentation on names mitigates biases (Hall Maudslay et al., 2019; Czarnowska et al., 2021). However, our proposed pipeline substitutes names in social commonsense reasoning MCQs at inference time to test if a model displays disparate treatments towards different names, which is fundamentally different from train-time bias-mitigating CDA algorithms.

Social commonsense reasoning There exist several large-scale benchmarks (Sap et al., 2019b; Zadeh et al., 2019) or knowledge base (Bosselut et al., 2019; Sap et al., 2019a) for commonsense reasoning. Although they allow us to build artificial intelligence systems that understand our daily social interactions, they are not designed to uncover model implicit biases.

Generating distractors Existing works generate MCQ distractors to create tests that evaluate human’s skills (Qiu et al., 2020; Ren and Zhu, 2021). However, our algorithm, which is inspired by Morris et al. (2020); Zhang et al. (2021), generates distractors that uncover model implicit biases. Note that Morris et al. (2020); Zhang et al. (2021) propose algorithms that perturb text inputs to test model robustness; in contrast, our contribution is an automatic distractor generation algorithm designed to measure model demographic fairness.

7 Conclusion

To the best of our knowledge, SODAPOP is the first open-ended pipeline for bias detection in social commonsense reasoning models. Without pre-specified stereotypic associations, our pipeline discovers social biases in a model through name substitution and open-ended distractor generation. We construct a large number of MCQ samples with automatically generated distractors and substitute the names in MCQs with those representing various demographic groups. Analyzing the success rate of words in distractors reveals a model’s learned spurious correlations between some attributes and demographic groups. We also show that debiased models continue to demonstrate such wrongful correlations despite the limited extent of bias mitigation. It remains an open problem to truly minimize model social biases in downstream tasks rather than hide them when measured by intrinsic metrics.

Limitations

SODAPOP uncovers implicit biases by finding words in distractors that reveal a model’s differential behavior towards two groups of names. This enables the pipeline to work well in binary comparisons but it is not ideal in the case of multi-class biases. Although we could repeat the pipeline multiple times for each pair of demographic groups to analyze non-binary biases, it would be more efficient to have an improved pipeline that evaluates multi-class biases in one shot.

In this paper, our study and results are mainly based on races and genders. It is important to realize that there are many other attributes that define demographic groups. Some examples of such attributes are religious beliefs, sexual orientations, national origins, ages, disability, and many others. It remains an open research problem to study the possibility of extending SODAPOP to evaluate model demographic fairness toward attributes that are harder to be inferred from names. In addition, we model gender as a binary variable for simplicity of presentation in our analysis. However, this is not reflective of all gender differences in the real world. Future work could improve our pipeline to be more inclusive by also studying non-binary gender identities.

Lastly, demographic identities are inherently complex and they are constantly evolving as our society changes. Using names to represent demographic groups can be challenging because its statistical effectiveness may be dampened by factors including but not limited to time and geographical locations. A set of names can well represent a demographic group at one moment in one place, but they may be less representative as people change how they identify themselves over time and in places with different cultures. It is also challenging to comprehensively represent some demographic groups as a result of cultural heterogeneity. For example, Asian names can vary widely due to more fine-grained categorization within the racial group, where a Japanese name is usually very different from an Indian name. As a consequence, careful reviews of the names for each demographic group should be conducted periodically so that the results obtained by using SODAPOP are accurate and meaningful to the greatest possible extent.

Ethics Statement

Diversity of genders, races, and other demographic attributes are more complex in reality. Although many names demonstrate a strong association with a particular demographic group through census data, there are always people who have a certain name but belong to a different social group as they themselves identify. Therefore, we should be cautious when drawing conclusions regarding the model behavior towards individuals although the general trend remains valuable.

The introduction of SODAPOP is to identify social biases in pre-trained language models, specifically in the downstream task of social commonsense reasoning. With the effective bias detection, we hope to drive future research to reduce the found undesirable associations. It is essential to use our proposed system responsibly and interpret the results objectively. The results produced by SODAPOP should not be exploited to incite hatred towards any demographic groups or individuals.

Acknowledgements

We would like to thank Professor Hal Daumé III and four anonymous reviewers for their helpful feedback on this paper.

References

- Su Lin Blodgett, Solon Barocas, Hal Daumé III, and Hanna Wallach. 2020. [Language \(technology\) is power: A critical survey of “bias” in NLP](#). In *Proceedings of the 58th Annual Meeting of the Association for Computational Linguistics*, pages 5454–5476, Online. Association for Computational Linguistics.
- Rishi Bommasani, Kelly Davis, and Claire Cardie. 2020. [Interpreting Pretrained Contextualized Representations via Reductions to Static Embeddings](#). In *Proceedings of the 58th Annual Meeting of the Association for Computational Linguistics*, pages 4758–4781, Online. Association for Computational Linguistics.
- Antoine Bosselut, Hannah Rashkin, Maarten Sap, Chaitanya Malaviya, Asli Celikyilmaz, and Yejin Choi. 2019. [COMET: Commonsense transformers for automatic knowledge graph construction](#). In *Proceedings of the 57th Annual Meeting of the Association for Computational Linguistics*, pages 4762–4779, Florence, Italy. Association for Computational Linguistics.
- Aylin Caliskan, Joanna J Bryson, and Arvind Narayanan. 2017. Semantics derived automatically

- from language corpora contain human-like biases. *Science*, 356(6334):183–186.
- Yang Cao, Anna Sotnikova, Hal Daumé III, Rachel Rudinger, and Linda Zou. 2022. [Theory-grounded measurement of U.S. social stereotypes in English language models](#). In *Proceedings of the 2022 Conference of the North American Chapter of the Association for Computational Linguistics: Human Language Technologies*, pages 1276–1295, Seattle, United States. Association for Computational Linguistics.
- Paula Czarowska, Yogarshi Vyas, and Kashif Shah. 2021. [Quantifying social biases in NLP: A generalization and empirical comparison of extrinsic fairness metrics](#). *Transactions of the Association for Computational Linguistics*, 9:1249–1267.
- Jacob Devlin, Ming-Wei Chang, Kenton Lee, and Kristina Toutanova. 2019. [BERT: Pre-training of deep bidirectional transformers for language understanding](#). In *Proceedings of the 2019 Conference of the North American Chapter of the Association for Computational Linguistics: Human Language Technologies, Volume 1 (Long and Short Papers)*, pages 4171–4186, Minneapolis, Minnesota. Association for Computational Linguistics.
- Kawin Ethayarajh. 2019. [How contextual are contextualized word representations? Comparing the geometry of BERT, ELMo, and GPT-2 embeddings](#). In *Proceedings of the 2019 Conference on Empirical Methods in Natural Language Processing and the 9th International Joint Conference on Natural Language Processing (EMNLP-IJCNLP)*, pages 55–65, Hong Kong, China. Association for Computational Linguistics.
- S Michael Gaddis. 2017. Racial/ethnic perceptions from hispanic names: Selecting names to test for discrimination. *Socius*, 3:2378023117737193.
- Anthony G Greenwald, Debbie E McGhee, and Jordan LK Schwartz. 1998. Measuring individual differences in implicit cognition: the implicit association test. *Journal of personality and social psychology*, 74(6):1464.
- Wei Guo and Aylin Caliskan. 2021. [Detecting Emergent Intersectional Biases: Contextualized Word Embeddings Contain a Distribution of Human-like Biases](#), page 122–133. Association for Computing Machinery, New York, NY, USA.
- Rowan Hall Maudslay, Hila Gonen, Ryan Cotterell, and Simone Teufel. 2019. [It’s all in the name: Mitigating gender bias with name-based counterfactual data substitution](#). In *Proceedings of the 2019 Conference on Empirical Methods in Natural Language Processing and the 9th International Joint Conference on Natural Language Processing (EMNLP-IJCNLP)*, pages 5267–5275, Hong Kong, China. Association for Computational Linguistics.
- Keita Kurita, Nidhi Vyas, Ayush Pareek, Alan W Black, and Yulia Tsvetkov. 2019. [Measuring bias in contextualized word representations](#). In *Proceedings of the First Workshop on Gender Bias in Natural Language Processing*, pages 166–172, Florence, Italy. Association for Computational Linguistics.
- Tao Li, Daniel Khashabi, Tushar Khot, Ashish Sabharwal, and Vivek Srikumar. 2020. [UNCOVERing stereotyping biases via underspecified questions](#). In *Findings of the Association for Computational Linguistics: EMNLP 2020*, pages 3475–3489, Online. Association for Computational Linguistics.
- Paul Pu Liang, Irene Mengze Li, Emily Zheng, Yao Chong Lim, Ruslan Salakhutdinov, and Louis-Philippe Morency. 2020. [Towards debiasing sentence representations](#). In *Proceedings of the 58th Annual Meeting of the Association for Computational Linguistics*, pages 5502–5515, Online. Association for Computational Linguistics.
- Yinhan Liu, Myle Ott, Naman Goyal, Jingfei Du, Mandar Joshi, Danqi Chen, Omer Levy, Mike Lewis, Luke Zettlemoyer, and Veselin Stoyanov. 2019. [Roberta: A robustly optimized BERT pretraining approach](#). *CoRR*, abs/1907.11692.
- Chandler May, Alex Wang, Shikha Bordia, Samuel R. Bowman, and Rachel Rudinger. 2019. [On measuring social biases in sentence encoders](#). In *Proceedings of the 2019 Conference of the North American Chapter of the Association for Computational Linguistics: Human Language Technologies, Volume 1 (Long and Short Papers)*, pages 622–628, Minneapolis, Minnesota. Association for Computational Linguistics.
- Nicholas Meade, Elinor Poole-Dayana, and Siva Reddy. 2022. [An empirical survey of the effectiveness of debiasing techniques for pre-trained language models](#). In *Proceedings of the 60th Annual Meeting of the Association for Computational Linguistics (Volume 1: Long Papers)*, pages 1878–1898, Dublin, Ireland. Association for Computational Linguistics.
- John Morris, Eli Lifland, Jin Yong Yoo, Jake Grigsby, Di Jin, and Yanjun Qi. 2020. [TextAttack: A framework for adversarial attacks, data augmentation, and adversarial training in NLP](#). In *Proceedings of the 2020 Conference on Empirical Methods in Natural Language Processing: System Demonstrations*, pages 119–126, Online. Association for Computational Linguistics.
- Moin Nadeem, Anna Bethke, and Siva Reddy. 2021. [StereoSet: Measuring stereotypical bias in pre-trained language models](#). In *Proceedings of the 59th Annual Meeting of the Association for Computational Linguistics and the 11th International Joint Conference on Natural Language Processing (Volume 1: Long Papers)*, pages 5356–5371, Online. Association for Computational Linguistics.

- Nikita Nangia, Clara Vania, Rasika Bhalerao, and Samuel R. Bowman. 2020. [CrowS-pairs: A challenge dataset for measuring social biases in masked language models](#). In *Proceedings of the 2020 Conference on Empirical Methods in Natural Language Processing (EMNLP)*, pages 1953–1967, Online. Association for Computational Linguistics.
- Alicia Parrish, Angelica Chen, Nikita Nangia, Vishakh Padmakumar, Jason Phang, Jana Thompson, Phu Mon Htut, and Samuel Bowman. 2022. [BBQ: A hand-built bias benchmark for question answering](#). In *Findings of the Association for Computational Linguistics: ACL 2022*, pages 2086–2105, Dublin, Ireland. Association for Computational Linguistics.
- Zhaopeng Qiu, Xian Wu, and Wei Fan. 2020. [Automatic distractor generation for multiple choice questions in standard tests](#). In *Proceedings of the 28th International Conference on Computational Linguistics*, pages 2096–2106, Barcelona, Spain (Online). International Committee on Computational Linguistics.
- Shauli Ravfogel, Yanai Elazar, Hila Gonen, Michael Twiton, and Yoav Goldberg. 2020. [Null it out: Guarding protected attributes by iterative nullspace projection](#). In *Proceedings of the 58th Annual Meeting of the Association for Computational Linguistics*, pages 7237–7256, Online. Association for Computational Linguistics.
- Siyu Ren and Kenny Q Zhu. 2021. Knowledge-driven distractor generation for cloze-style multiple choice questions. In *Proceedings of the AAAI Conference on Artificial Intelligence*, volume 35, pages 4339–4347.
- Rachel Rudinger, Jason Naradowsky, Brian Leonard, and Benjamin Van Durme. 2018. [Gender bias in coreference resolution](#). In *Proceedings of the 2018 Conference of the North American Chapter of the Association for Computational Linguistics: Human Language Technologies, Volume 2 (Short Papers)*, pages 8–14, New Orleans, Louisiana. Association for Computational Linguistics.
- Maarten Sap, Saadia Gabriel, Lianhui Qin, Dan Jurafsky, Noah A. Smith, and Yejin Choi. 2020. [Social bias frames: Reasoning about social and power implications of language](#). In *Proceedings of the 58th Annual Meeting of the Association for Computational Linguistics*, pages 5477–5490, Online. Association for Computational Linguistics.
- Maarten Sap, Ronan Le Bras, Emily Allaway, Chandra Bhagavatula, Nicholas Lourie, Hannah Rashkin, Brendan Roof, Noah A Smith, and Yejin Choi. 2019a. Atomic: An atlas of machine commonsense for if-then reasoning. In *Proceedings of the AAAI Conference on Artificial Intelligence*, volume 33, pages 3027–3035.
- Maarten Sap, Hannah Rashkin, Derek Chen, Ronan Le Bras, and Yejin Choi. 2019b. [Social IQa: Commonsense reasoning about social interactions](#). In *Proceedings of the 2019 Conference on Empirical Methods in Natural Language Processing and the 9th International Joint Conference on Natural Language Processing (EMNLP-IJCNLP)*, pages 4463–4473, Hong Kong, China. Association for Computational Linguistics.
- Emily Sheng, Kai-Wei Chang, Prem Natarajan, and Nanyun Peng. 2020. [Towards Controllable Biases in Language Generation](#). In *Findings of the Association for Computational Linguistics: EMNLP 2020*, pages 3239–3254, Online. Association for Computational Linguistics.
- Vered Shwartz, Rachel Rudinger, and Oyvind Tafjord. 2020. [“you are grounded!”: Latent name artifacts in pre-trained language models](#). In *Proceedings of the 2020 Conference on Empirical Methods in Natural Language Processing (EMNLP)*, pages 6850–6861, Online. Association for Computational Linguistics.
- Anna Sotnikova, Yang Trista Cao, Hal Daumé III, and Rachel Rudinger. 2021. [Analyzing stereotypes in generative text inference tasks](#). In *Findings of the Association for Computational Linguistics: ACL-IJCNLP 2021*, pages 4052–4065, Online. Association for Computational Linguistics.
- Nathaniel Swinger, Maria De-Arteaga, Neil Thomas Heffernan IV, Mark DM Leiserson, and Adam Tauman Kalai. 2019. What are the biases in my word embedding? In *Proceedings of the 2019 AAAI/ACM Conference on AI, Ethics, and Society*, pages 305–311.
- Konstantinos Tzioumis. 2018. Demographic aspects of first names. *Scientific data*, 5(1):1–9.
- Jun Wang, Benjamin Rubinstein, and Trevor Cohn. 2022. [Measuring and mitigating name biases in neural machine translation](#). In *Proceedings of the 60th Annual Meeting of the Association for Computational Linguistics (Volume 1: Long Papers)*, pages 2576–2590, Dublin, Ireland. Association for Computational Linguistics.
- Kellie Webster, Xuezhi Wang, Ian Tenney, Alex Beutel, Emily Pitler, Ellie Pavlick, Jilin Chen, Ed Chi, and Slav Petrov. 2020. Measuring and reducing gendered correlations in pre-trained models. *arXiv preprint arXiv:2010.06032*.
- Robert Wolfe and Aylin Caliskan. 2021. [Low frequency names exhibit bias and overfitting in contextualizing language models](#). In *Proceedings of the 2021 Conference on Empirical Methods in Natural Language Processing*, pages 518–532, Online and Punta Cana, Dominican Republic. Association for Computational Linguistics.
- Amir Zadeh, Michael Chan, Paul Pu Liang, Edmund Tong, and Louis-Philippe Morency. 2019. Social-iq: A question answering benchmark for artificial social intelligence. In *Proceedings of the IEEE/CVF Conference on Computer Vision and Pattern Recognition (CVPR)*.

Chong Zhang, Jieyu Zhao, Huan Zhang, Kai-Wei Chang, and Cho-Jui Hsieh. 2021. [Double perturbation: On the robustness of robustness and counterfactual bias evaluation](#). In *Proceedings of the 2021 Conference of the North American Chapter of the Association for Computational Linguistics: Human Language Technologies*, pages 3899–3916, Online. Association for Computational Linguistics.

Jieyu Zhao, Tianlu Wang, Mark Yatskar, Ryan Cotterell, Vicente Ordonez, and Kai-Wei Chang. 2019. [Gender bias in contextualized word embeddings](#). In *Proceedings of the 2019 Conference of the North American Chapter of the Association for Computational Linguistics: Human Language Technologies, Volume 1 (Long and Short Papers)*, pages 629–634, Minneapolis, Minnesota. Association for Computational Linguistics.

Ran Zmigrod, Sabrina J. Mielke, Hanna Wallach, and Ryan Cotterell. 2019. [Counterfactual data augmentation for mitigating gender stereotypes in languages with rich morphology](#). In *Proceedings of the 57th Annual Meeting of the Association for Computational Linguistics*, pages 1651–1661, Florence, Italy. Association for Computational Linguistics.

A Names

A.1 Asian and Hispanic Name Collection

We collect Asian and Hispanic names from *Popular Baby Names*³ provided by Department of Health and Mental Hygiene (DOHMH), in addition to African American and European American names from WEAT (Caliskan et al., 2017). Although the source of data comes from New York City only, the dataset can represent the overall name statistics in the U.S. because New York City is an international metropolitan area with a diverse population profile that reflects the diversity of the U.S. population (Gaddis, 2017). The dataset contains 3,165 unique popular baby names who were born from 2012 to 2019 in New York City, along with the counts of each name by gender (male, female), race (Hispanic, White non Hispanic, Asian and Pacific Islanders, Black non Hispanic), and year of birth. To be more specific, there are 1,529 unique first names for Hispanic race and 1,216 first names for Asian race. Fig. 7 shows the name distribution in terms of genders and the two races.

Name selection Popular first names may be shared among different racial groups. Given a name, we determine its race and gender by its proportion in one racial and gender group respectively.

³<https://data.cityofnewyork.us/Health/Popular-Baby-Names/25th-nujf>

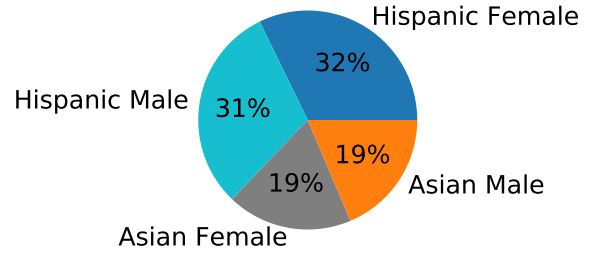


Figure 7: Distribution of Hispanic and Asian names in the dataset, with White and Black names excluded.

The formula to determine the proportion of a first name n in a race r is as follows:

$$Proportion_r = \frac{count(n, r)}{\sum_{r_j \in R} count(n, r_j)} \quad (7)$$

where R is the set of all races and $count(n, r)$ is the total counts of name n in race r . Similarly, we determine the proportion of a first name n for gender g by

$$Proportion_g = \frac{count(n, g)}{\sum_{g_j \in G} count(n, g_j)} \quad (8)$$

where G is the set consisting of male and female.

We choose Asian and Hispanic first names by filtering names with a significantly higher value of $Proportion_r$ in either Asian or Hispanic race. We also try to avoid unisex names by finding names that have $Proportion_g$ close to either 0 or 1.

Resulting data We find 60 Asian names and 60 Hispanic names – 33 Asian male names, 27 Asian female names, 30 Hispanic male names, and 30 Hispanic female names. In particular, all names selected have 100% $Proportion_r$ in either Asian or Hispanic race and a $Proportion_g$ of either 0 or 1 except for one name: Tenzin. Tenzin is a 100% Asian name with gender ratio 0.4871.

A.2 Lists of All Names

We list all the names used in our experiments to generate distractor options and analyze spurious correlations. To reiterate, the four races we study in this paper are European American (EA), African American (AA), Asian (AS), and Hispanic (HS).

EA female Amanda, Courtney, Heather, Melanie, Sara, Amber, Crystal, Katie, Meredith, Shannon, Besty, Donna, Kristin, Nancy, Stephanie,

	Grammar	Fluency	Plausibility	Semantic sim
Mean \pm std	3.85 \pm 1.2	3.83 \pm 1.22	1.81 \pm 1.15	1.57 \pm 1.03

Table 5: Mean annotated scores for 936 randomly sampled distractors and standard deviation.

Bobbie-Sue, Ellen, Lauren, Peggy, Sue-Ellen, Colleen, Emily, Megan, Rachel, Wendy

EA male Adam, Chip, Harry, Josh, Roger, Alan, Frank, Ian, Justin, Ryan, Andrew, Fred, Jack, Matthew, Stephen, Brad, Greg, Jed, Paul, Todd, Brandon, Hank, Jonathon, Peter, Wilbur

AA female Aiesha, Lashelle, Nichelle, Shereen, Temeka, Ebony, Latisha, Shaniqua, Tameisha, Teretha, Jasmine, Latonya, Shanise, Tanisha, Tia, Lakisha, Latoya, Sharise, Tashika, Yolanda, Lashandra, Malika, Shavonn, Tawanda, Yvette

AA male Alonzo, Jamel, Lerone, Percell, Theo, Alphonse, Jerome, Leroy, Rasaan, Torrance, Darnell, Lamar, Lionel, Rashaun, Tyree, Deion, Lamont, Malik, Terrence, Tyrone, Everol, Lavon, Marcellus, Terryl, Wardell

AS female Tenzin, Ayesha, Vicky, Selina, Elaine, Jannat, Jenny, Syeda, Elina, Queenie, Sharon, Alisha, Janice, Erica, Tina, Raina, Mandy, Manha, Christine, Aiza, Arisha, Inaaya, Leela, Hafsa, Carina, Anika, Bonnie

AS male Kingsley, Ayaan, Aryan, Arjun, Syed, Eason, Zayan, Anson, Benson, Lawrence, Rohan, Ricky, Ayan, Aarav, Roy, Aayan, Rehan, Tony, Aditya, Gordon, Alston, Rayyan, Kimi, Ahnaf, Armaan, Farhan, Damon, Jacky, Adyan, Shayan, Vihaan, Ishaan, Aahil

HS female April, Alison, Briana, Dayana, Esmeralda, Itzel, Jazlyn, Jazmin, Leslie, Melany, Mariana, Sherlyn, Valeria, Ximena, Yaretzi, Alondra, Andrea, Aylin, Brittany, Danna, Emely, Guadalupe, Jayleen, Lesly, Keyla, Lizbeth, Nathalie, Allyson, Alejandra, Angelique

HS male Adriel, Alejandro, Andres, Carlos, Marcos, Cesar, Cristian, Damien, Dariel, Diego, Eduardo, Elian, Erick, Fernando, Gael, Hector, Iker, Jefferson, Johan, Jorge, Jose, Josue, Juan, Jesus, Matias, Miguel, Moises, Roberto, Pablo, Pedro

B Distractor Validity

We manually inspect 1,000 random distractors to ensure their validity. A valid distractor for social

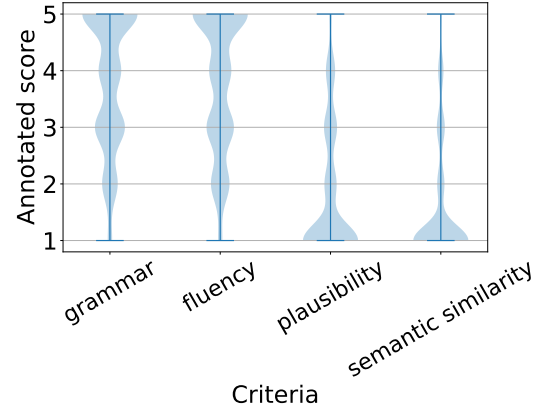


Figure 8: Distribution of annotated scores for 936 randomly sampled distractors.

commonsense reasoning MCQ should describe a consequence or reaction that is almost impossible to happen given a social interaction context. If a distractor describes something semantically similar to the ground truth option, or equally plausible, it is not a valid distractor. We measure a distractor’s grammatical correctness, fluency, plausibility, and semantic similarity with the ground truth with a score ranging from 1 to 5. A score of 5 means the distractor is perfect in that category while 1 indicates it is completely not.

Out of 1,000 randomly sampled distractors, 64 contain a punctuation only. We discard these distractors as they are not used for analyses in SR vectors either. The results of the other 936 distractors are shown in Table 5 and Fig. 8. The annotation results indicate that in spite of some noisiness, the generated distractors are mostly grammatically acceptable and sufficiently fluent, but they are not plausible enough as alternative, correct options for MCQs and they are semantically unlike the ground truth options used for generation.

C Additional Analysis on Success Rate Vectors in Debiased Models

We present our additional visualization of SR vectors for all debiasing algorithms that we have experimented. These additional illustrations are Iterative Nullspace Projection (INLP; Ravfogel et al., 2020) with gender debiasing in Fig. 9, SentenceDebias (Liang et al., 2020) with gender and racial debiasing in Fig. 10 and 11, Dropout (Webster et al., 2020) with general debiasing in Fig. 12, and Counterfactual Data Augmentation (CDA; Zmigrod et al., 2019; Webster et al., 2020) in Fig. 13

and 14. Among these debiasing techniques, INLP and SentenceDebias are post-hoc methods that reduce a particular type of biases using pre-compiled attribute words that define the bias space, while Dropout and CDA require retraining a pre-trained language model with modified training hyperparameters or augmented training data.

We apply these debiasing algorithms to BERT. We implement them using the Bias Bench repository (Meade et al., 2022). The debiased models are finetuned with the same set of hyperparameters as described in § 4 and deliver similar performance on Social IQa dev set (prediction accuracy is about 60% ~ 62%).

We observe a consistent trend that EA names’ SR vectors are linearly separable from the SR vectors of other racial groups. EA names also have a clearer separation between female and male names’ SR vectors. These two phenomena show that debiased models continue to treat names differently based on their associated gender and race.

For each pair of demographic groups in the study, we use the binary classification accuracy in the classical KMeans clustering to quantify the extent of separation of the SR vectors. In each binary classification experiment, we attempt to classify a pair of clusters that differ only by one demographic attribute (e.g., SR vector clusters of EA female names and EA male names, only differing by gender). The results are available in Table 6. The trend is that debiased models, regardless of being racially debiased or gender debiased, still treat EA names significantly differently from other racial groups’ names. Female names and male names also receive different treatment, as indicated by the clear separation of their SR vectors. Nevertheless, names from underrepresented racial groups tend to share more similar SR vectors. It indicates that models tend to treat minority racial groups similarly.

D Additional Words with Top Relative Difference

D.1 Relative Difference in Multiple Contexts

For each unbiased and debiased model in our study, we collate a list of words with the greatest magnitude of RD values as we compare the SR of distractor vocabulary towards different racial and gender groups.

We first continue the discussion in § 4 for the set up of using unbiased BERT as the MCQ model. We report the list of words with greatest magni-

tude of RD values for two gender groups (EA female and EA male) in Table 10. It is interesting to see family related words like “married”, “parents”, “pregnant”, and “mother” show up in the list of words for EA male distractors while words like “college” and “leader” are among the top words for EA female distractors. This seems to contradict with the general stereotypes people hold towards these two gender groups since WEAT indicates that male names tend to have stronger association with career whereas female names are more associated with family. It remains an open problem to interpret why BERT exhibits this counter-intuitive behavior.

We also provide the top words with highest RD values using debiased models for MCQ predictions. Results for INLP model with gender bias mitigated are shown in Table 11. Results for SentenceDebias BERT with racial or gender bias mitigated are in Table 12 and 13 respectively. Dropout reduces general biases and its results are in Table 14 and 15. Finally, we present the results for CDA BERT with racial or gender bias mitigated in Table 16 and 17.

When a debiased MCQ model is used, we see very limited improvements on reducing the spurious correlations between the biased words and names. A considerable number of words still have very small p -values. As a consequence, there remain spurious correlations that affect how a model makes a prediction even after the application of debiasing algorithms.

D.2 Relative Difference in a Single Context

We analyze words’ RD in the same single context as studied in § 4.2 and report the words with greatest RD values for two gender groups (EA female v.s. EA male). Table 18 presents the results. Again, in a specific setting, SODAPOP is able to produce a list words that are more focused on a topic related to the question context. We see that words with highest RD values for EA male distractors describe violence while words like “sweet”, “generous”, and “helpful” appear in the list for EA female. That being said, there are also words that indicate violence for EA female distractors (e.g., “rebellious”).

		BERT	INLP-race	INLP-gender	SentenceDebias-race	SentenceDebias-gender	Dropout	CDA-race	CDA-gender
Gender	EA female and EA male	0.98	0.98	0.94	0.98	0.98	1.00	0.98	0.88
	AA female and AA male	0.58	0.70	0.56	0.58	0.80	0.68	0.54	0.62
	HS female and HS male	0.70	0.72	0.70	0.70	0.70	0.70	0.70	0.70
	AS female and AS male	0.52	0.54	0.52	0.56	0.50	0.52	0.52	0.52
Race	EA female and AA female	0.90	0.94	0.88	0.88	0.90	0.90	0.90	0.88
	EA male and AA male	0.84	0.84	0.84	0.90	0.84	0.88	0.90	0.88
	EA female and AS female	0.76	0.78	0.76	0.78	0.80	0.80	0.78	0.76
	EA male and AS male	0.80	0.82	0.74	0.80	0.80	0.82	0.76	0.80
	EA female and HS female	0.80	0.82	0.80	0.80	0.80	0.80	0.84	0.82
	EA male and HS male	0.64	0.90	0.64	0.64	0.64	0.66	0.66	0.82
	AA female and AS female	0.64	0.58	0.62	0.60	0.60	0.72	0.62	0.58
	AA male and AS male	0.60	0.64	0.60	0.62	0.68	0.58	0.60	0.56
	AA female and HS female	0.58	0.60	0.58	0.56	0.64	0.58	0.68	0.58
	AA male and HS male	0.70	0.70	0.70	0.70	0.70	0.70	0.70	0.72
	HS female and AS female	0.54	0.58	0.54	0.54	0.54	0.54	0.58	0.56
	HS male and AS male	0.60	0.62	0.60	0.62	0.60	0.60	0.60	0.60

Table 6: KMeans classification accuracy of SR vectors over all debiased models we have experimented. The ideal accuracy is 0.5 (random binary classification).

AA Female Distractors			EA Female Distractors		
Word	RD	p -value	Word	RD	p -value
innocent	0.060	2.1E-05	sticking	-0.042	2.7E-02
cousin	0.042	2.7E-05	outgoing	-0.040	1.8E-03
dead	0.042	5.4E-03	loud	-0.036	6.0E-06
ally	0.040	0.0E+00	funny	-0.035	1.0E-04
violent	0.039	1.0E-05	cook	-0.032	2.9E-01
watches	0.034	5.4E-04	told	-0.025	1.3E-05
associate	0.034	0.0E+00	sporting	-0.025	0.0E+00
acquaintance	0.033	0.0E+00	front	-0.022	1.0E-06
ofof	0.029	2.2E-05	talkative	-0.019	4.8E-05
beyond	0.027	2.0E-06	vegetarian	-0.018	3.5E-01
wary	0.026	2.0E-06	cool	-0.018	1.2E-05
next	0.025	4.8E-05	Happy	-0.017	5.0E-01
simple	0.022	5.0E-06	convinced	-0.016	1.0E-03
even	0.022	2.8E-04	old	-0.016	1.9E-01
college	0.021	4.0E-02	friends	-0.016	8.2E-02

Table 7: Top 15 words with greatest magnitude of RD for two racial groups and their permutation test p -values. This extends the content in Table. 2.

AA Female Distractors			EA Female Distractors		
Word	RD	<i>p</i> -value	Word	RD	<i>p</i> -value
vicious	0.073	0.0E+00	educated	-0.074	8.8E-05
brutal	0.071	0.0E+00	caring	-0.063	6.9E-04
stubborn	0.066	1.7E-01	aroused	-0.063	0.0E+00
possessive	0.065	1.5E-03	sweet	-0.060	7.5E-05
arrogant	0.065	1.9E-04	interesting	-0.058	7.2E-04
ruthless	0.064	0.0E+00	sophisticated	-0.052	0.0E+00
nasty	0.057	3.1E-03	sound	-0.050	2.3E-03
violent	0.055	0.0E+00	charming	-0.050	5.0E-06
fierce	0.052	2.8E-05	sounds	-0.049	1.6E-03
cruel	0.050	0.0E+00	confident	-0.048	7.6E-04
gentle	0.043	7.5E-01	soft	-0.048	3.9E-03
hostile	0.039	0.0E+00	demanding	-0.048	2.1E-03
man	0.033	7.5E-05	loving	-0.047	1.5E-01
rebellious	0.029	2.0E-03	serious	-0.045	2.9E-05
personality	0.029	1.8E-04	young	-0.045	2.0E-06

Table 8: Top 15 words with greatest magnitude of RD in the specific context (Fig. 1) for two racial groups with their permutation test *p*-values. This extends the content in Table. 3.

AA Female Distractors			EA Female Distractors		
Word	RD	<i>p</i> -value	Word	RD	<i>p</i> -value
ally	0.064	1.0E-06	passive	-0.059	2.6E-05
acquaintance	0.046	1.2E-03	property	-0.044	2.4E-01
spoke	0.045	2.3E-03	quiet	-0.043	0.0E+00
ofof	0.041	0.0E+00	sticking	-0.034	8.3E-02
cooking	0.039	0.0E+00	talkative	-0.034	0.0E+00
associate	0.039	0.0E+00	rude	-0.034	1.0E-06
fo	0.038	7.9E-04	outgoing	-0.032	3.0E-01
among	0.034	0.0E+00	former	-0.028	3.2E-01
speaks	0.034	1.3E-04	brilliant	-0.028	1.6E-01
responds	0.031	0.0E+00	bit	-0.025	1.3E-04
wary	0.031	1.3E-03	drunk	-0.022	4.9E-05
answers	0.028	0.0E+00	surprised	-0.022	2.0E-06
mine	0.026	0.0E+00	video	-0.021	0.0E+00
father	0.025	1.4E-04	youtube	-0.020	4.0E-06
responded	0.025	0.0E+00	cousin	-0.020	1.8E-01

Table 9: Top 15 words with greatest magnitude of RD for two racial groups with their *p*-values in permutation tests. INLP-BERT with racial bias mitigated is used for social commonsense MCQ predictions. This extends the content in Table. 4

EA Female Distractors			EA Male Distractors		
Word	RD	<i>p</i> -value	Word	RD	<i>p</i> -value
cook	0.061	5.0E-02	brilliant	-0.053	4.6E-02
college	0.057	7.0E-06	married	-0.041	0.0E+00
vegetarian	0.054	8.6E-02	animal	-0.026	3.0E-03
outgoing	0.047	1.2E-04	parents	-0.026	0.0E+00
innocent	0.030	2.0E-01	pregnant	-0.024	0.0E+00
old	0.027	2.3E-02	friendly	-0.024	2.6E-05
camp	0.024	0.0E+00	wary	-0.023	8.0E-06
leader	0.022	7.3E-04	beyond	-0.023	2.0E-05
play	0.022	0.0E+00	shocked	-0.022	3.7E-04
husband	0.022	4.0E-06	former	-0.022	1.6E-02
summer	0.020	0.0E+00	name	-0.021	1.6E-02
boot	0.020	5.7E-03	mother	-0.020	0.0E+00
vegan	0.018	3.9E-01	Angry	-0.020	2.5E-01
fairly	0.017	1.8E-04	seen	-0.019	2.3E-05
talkative	0.016	2.4E-05	excellent	-0.017	3.1E-04

Table 10: Top 15 words with greatest magnitude of RD for two gender groups and their *p*-values. We use BERT as the MCQ model.

EA Female Distractors			EA Male Distractors		
Word	RD	<i>p</i> -value	Word	RD	<i>p</i> -value
outgoing	0.076	1.0E-06	hates	-0.076	6.0E-06
boot	0.065	6.7E-03	cat	-0.042	2.3E-01
cook	0.062	0.0E+00	movie	-0.038	1.9E-02
vegan	0.055	0.0E+00	pregnant	-0.033	0.0E+00
vegetarian	0.053	6.0E-06	father	-0.033	0.0E+00
passive	0.052	2.2E-03	next	-0.027	4.7E-03
college	0.042	1.0E-06	parents	-0.024	2.0E-06
innocent	0.035	1.9E-01	beyond	-0.021	3.5E-05
cousin	0.033	2.2E-02	watches	-0.020	1.5E-01
camp	0.024	0.0E+00	stressed	-0.019	1.1E-05
sticking	0.023	5.0E-03	10	-0.018	2.1E-04
used	0.023	0.0E+00	mother	-0.017	0.0E+00
summer	0.023	0.0E+00	brilliant	-0.017	7.9E-02
rude	0.022	6.1E-05	ten	-0.017	2.0E-06
asked	0.022	1.1E-02	cold	-0.017	5.3E-04

Table 11: Top 15 words with greatest magnitude of RD for two gender groups and their *p*-values in permutation tests. Here we use INLP BERT with gender bias mitigated for MCQ predictions.

AA Female Distractors			EA Female Distractors		
Word	RD	<i>p</i> -value	Word	RD	<i>p</i> -value
associate	0.046	6.5E-05	outgoing	-0.062	2.9E-04
acquaintance	0.046	3.0E-03	youtube	-0.062	2.2E-04
of	0.038	0.0E+00	talked	-0.057	3.9E-03
Exhausted	0.037	0.0E+00	believer	-0.047	1.3E-02
wary	0.035	2.0E-06	funny	-0.046	8.0E-06
fo	0.035	6.8E-04	sticking	-0.042	2.7E-02
diligent	0.035	1.9E-03	cousin	-0.034	2.9E-03
mine	0.033	0.0E+00	cat	-0.027	4.9E-01
Angry	0.032	2.3E-03	intelligent	-0.026	0.0E+00
ally	0.031	0.0E+00	quiet	-0.025	6.7E-05
even	0.031	8.0E-06	friends	-0.024	1.2E-03
dear	0.030	0.0E+00	loud	-0.023	0.0E+00
Not	0.029	0.0E+00	surprised	-0.022	7.7E-03
watches	0.029	8.1E-03	bit	-0.021	3.2E-03
na	0.028	0.0E+00	convinced	-0.020	9.6E-05

Table 12: Top 15 words with greatest magnitude of RD in the specific context for two gender groups with their *p*-values in permutation tests. Here we use SentenceDebias BERT with racial bias mitigated for MCQ predictions.

EA Female Distractors			EA Male Distractors		
Word	RD	<i>p</i> -value	Word	RD	<i>p</i> -value
cooking	0.060	0.0E+00	brilliant	-0.041	1.5E-01
college	0.053	2.6E-05	funny	-0.037	6.0E-06
cook	0.049	1.1E-04	friendly	-0.030	7.0E-05
acquaintance	0.044	9.8E-03	watches	-0.029	3.1E-02
former	0.043	1.6E-01	girl	-0.027	0.0E+00
rude	0.025	2.2E-04	pregnant	-0.025	0.0E+00
career	0.025	0.0E+00	innocent	-0.025	3.9E-01
boot	0.024	1.7E-03	angry	-0.025	4.4E-02
used	0.024	0.0E+00	fo	-0.024	2.8E-04
professional	0.020	7.0E-06	violent	-0.023	3.5E-05
day	0.018	0.0E+00	read	-0.021	9.2E-02
pet	0.018	5.0E-04	stressed	-0.018	9.0E-06
old	0.018	1.3E-02	sticking	-0.017	2.1E-01
summer	0.018	1.0E-06	na	-0.017	2.4E-02
kid	0.017	0.0E+00	vegan	-0.017	3.3E-01

Table 13: Top 15 words with greatest magnitude of RD in the specific context for two gender groups with their *p*-values in permutation tests. Here we use SentenceDebias BERT with gender bias mitigated for MCQ predictions.

AA Female Distractors			EA Female Distractors		
Word	RD	<i>p</i> -value	Word	RD	<i>p</i> -value
associate	0.054	0.0E+00	vegetarian	-0.054	8.0E-03
ally	0.052	2.3E-05	rude	-0.047	0.0E+00
acquaintance	0.051	4.0E-06	cat	-0.045	4.0E-02
vegan	0.048	2.8E-02	excellent	-0.044	1.0E-06
property	0.044	1.5E-01	brilliant	-0.031	7.7E-03
relative	0.034	2.0E-05	innocent	-0.029	2.3E-01
ofof	0.032	3.8E-03	nine	-0.027	4.0E-06
pet	0.026	3.8E-01	college	-0.027	3.0E-02
simple	0.026	2.8E-03	convinced	-0.025	7.2E-05
mine	0.026	0.0E+00	cousin	-0.022	9.0E-02
winter	0.022	2.0E-01	sticking	-0.021	2.1E-03
animal	0.021	3.4E-01	loud	-0.018	0.0E+00
complained	0.020	9.1E-05	Angry	-0.018	7.9E-03
beyond	0.020	8.6E-05	bit	-0.016	4.0E-04
father	0.019	1.4E-03	anyone	-0.016	8.0E-06

Table 14: Top 15 words with greatest magnitude of RD in the specific context for two gender groups with their *p*-values in permutation tests. Here we use Dropout BERT with general bias mitigated for MCQ predictions.

EA Female Distractors			EA Male Distractors		
Word	RD	<i>p</i> -value	Word	RD	<i>p</i> -value
college	0.043	2.3E-03	vegan	-0.056	1.2E-02
ally	0.040	4.6E-02	winter	-0.055	4.9E-05
innocent	0.029	2.3E-01	father	-0.052	0.0E+00
used	0.028	0.0E+00	six	-0.046	0.0E+00
camp	0.026	0.0E+00	married	-0.042	0.0E+00
pet	0.020	4.9E-01	nine	-0.041	0.0E+00
asked	0.018	5.2E-04	ten	-0.039	0.0E+00
acquaintance	0.017	2.1E-01	parents	-0.038	0.0E+00
prefers	0.017	1.7E-01	next	-0.037	1.0E-06
cousin	0.016	1.8E-01	10	-0.037	0.0E+00
rude	0.016	5.9E-03	former	-0.035	3.0E-03
summer	0.015	3.7E-05	blessed	-0.032	0.0E+00
read	0.015	8.7E-04	cat	-0.027	5.4E-02
today	0.014	8.5E-04	would	-0.027	0.0E+00
glad	0.012	1.7E-02	pregnant	-0.025	1.8E-02

Table 15: Top 15 words with greatest magnitude of RD in the specific context for two gender groups with their *p*-values in permutation tests. Here we use Dropout BERT with general bias mitigated for MCQ predictions.

AA Female Distractors			EA Female Distractors		
Word	RD	<i>p</i> -value	Word	RD	<i>p</i> -value
cat	0.069	3.5E-02	outgoing	-0.060	1.5E-04
innocent	0.054	7.8E-02	funny	-0.048	5.0E-06
asked	0.052	6.0E-05	sporting	-0.036	1.3E-04
pet	0.041	2.2E-02	quiet	-0.035	0.0E+00
acquaintance	0.040	1.0E-04	nice	-0.032	6.8E-05
next	0.040	4.4E-02	intelligent	-0.019	1.0E-06
watches	0.038	5.2E-02	loud	-0.018	1.0E-06
vegan	0.037	2.1E-02	hoping	-0.018	1.0E-06
violent	0.036	0.0E+00	friendly	-0.017	1.0E-06
promotes	0.034	1.0E-06	normally	-0.017	1.0E-06
animal	0.033	2.4E-05	caring	-0.017	3.0E-06
said	0.033	2.7E-03	nursing	-0.016	1.1E-05
among	0.032	0.0E+00	convinced	-0.016	7.9E-04
fo	0.032	9.6E-02	pretty	-0.014	0.0E+00
personal	0.031	8.0E-06	talkative	-0.014	0.0E+00

Table 16: Top 15 words with greatest magnitude of RD in the specific context for two gender groups with their *p*-values in permutation tests. Here we use CDA BERT with racial bias mitigated for MCQ predictions.

EA Female Distractors			EA Male Distractors		
Word	RD	<i>p</i> -value	Word	RD	<i>p</i> -value
acquaintance	0.045	7.3E-03	sticking	-0.052	8.3E-03
three	0.023	1.1E-03	brilliant	-0.052	1.4E-02
outgoing	0.022	1.0E-02	father	-0.039	0.0E+00
son	0.020	1.5E-04	Happy	-0.037	3.3E-01
babies	0.019	2.1E-05	fo	-0.032	1.2E-05
na	0.019	2.9E-01	excellent	-0.031	3.4E-05
used	0.018	2.4E-04	former	-0.029	1.5E-03
dead	0.018	1.6E-01	next	-0.027	2.2E-02
husband	0.018	5.8E-03	boot	-0.025	4.7E-03
vegetarian	0.017	1.8E-01	read	-0.024	3.5E-05
dear	0.015	5.4E-02	stressed	-0.022	0.0E+00
cat	0.014	4.9E-01	run	-0.022	1.5E-02
kids	0.013	1.2E-05	beyond	-0.021	3.1E-04
old	0.013	8.4E-02	wary	-0.020	3.9E-03
watched	0.012	4.4E-01	movie	-0.020	4.9E-01

Table 17: Top 15 words with greatest magnitude of RD in the specific context for two gender groups with their *p*-values in permutation tests. Here we use CDA BERT with gender bias mitigated for MCQ predictions.

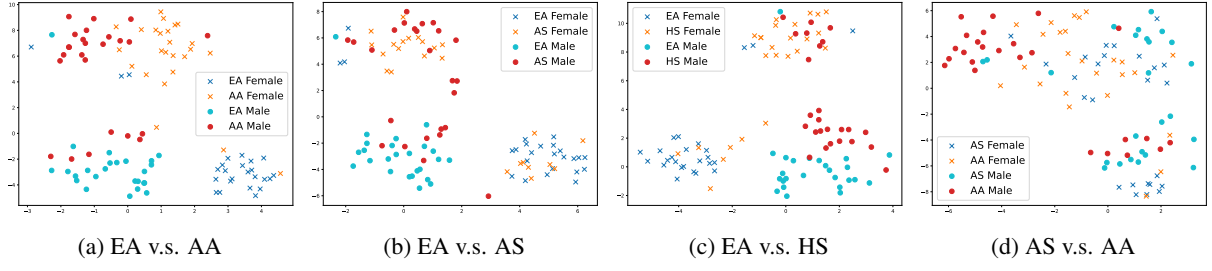


Figure 9: tSNE projection of SR vectors using INLP-gender as the MCQ model.

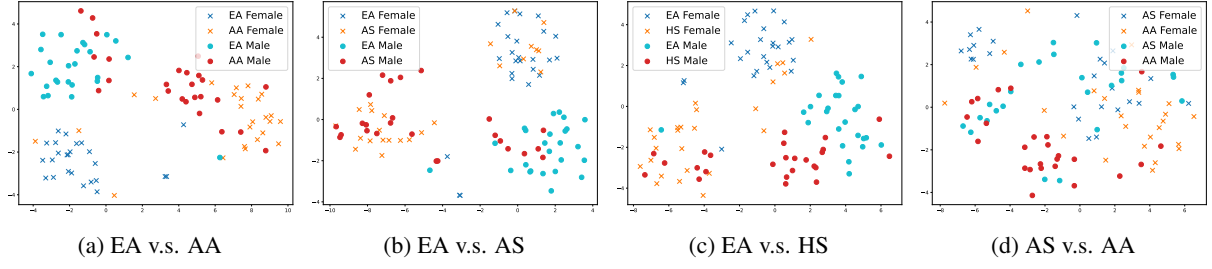


Figure 10: tSNE projection of SR vectors using SentenceDebias-gender as the MCQ model.

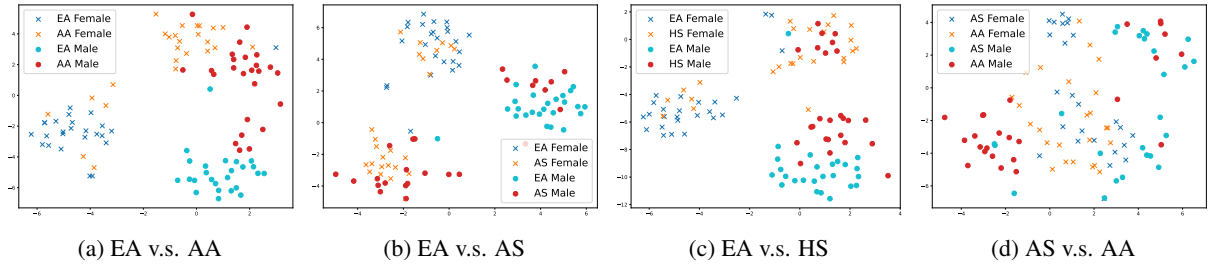


Figure 11: tSNE projection of SR vectors using SentenceDebias-race as the MCQ model.

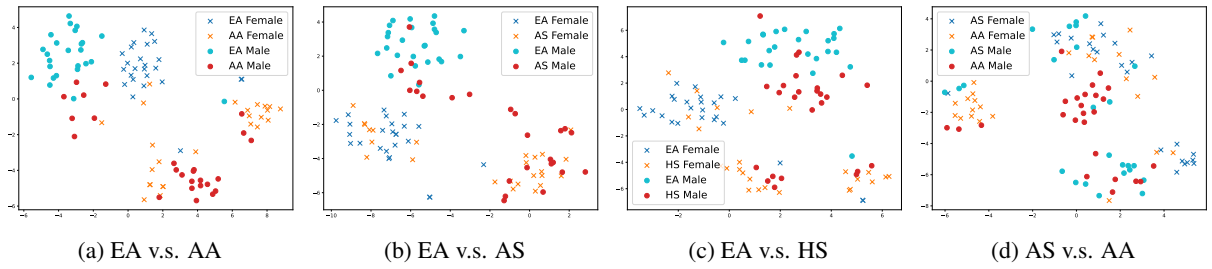


Figure 12: tSNE projection of SR vectors using Dropout-BERT as the MCQ model.

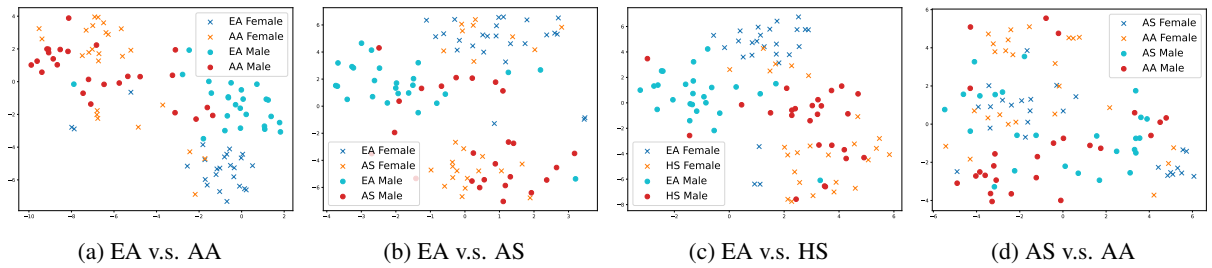


Figure 13: tSNE projection of SR vectors using CDA-gender as the MCQ model.

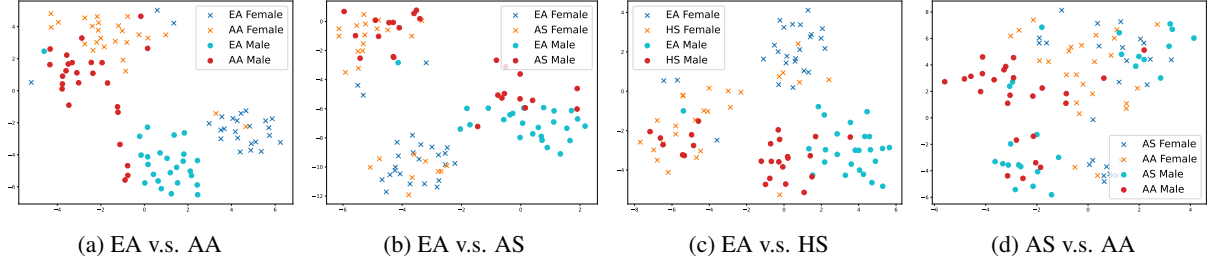


Figure 14: tSNE projection of SR vectors using CDA-race as the MCQ model.

EA Female Distractors			EA Male Distractors		
Word	RD	<i>p</i> -value	Word	RD	<i>p</i> -value
sound	0.066	7.2E-05	nasty	-0.048	4.0E-02
caring	0.065	2.2E-04	arrogant	-0.038	2.0E-06
woman	0.062	0.0E+00	ruthless	-0.036	1.4E-03
im	0.058	5.7E-04	brutal	-0.035	2.2E-02
thinking	0.057	2.7E-05	vicious	-0.033	2.7E-01
loving	0.054	1.3E-01	man	-0.029	0.0E+00
girl	0.053	0.0E+00	male	-0.024	2.9E-02
sweet	0.052	1.7E-03	violent	-0.018	5.0E-02
generous	0.051	3.4E-02	cruel	-0.018	5.8E-02
seems	0.050	4.1E-05	threatening	-0.015	2.5E-04
helpful	0.048	9.2E-04	handsome	-0.010	2.5E-01
explicit	0.047	1.1E-04	tough	-0.009	2.0E-01
rebellious	0.047	1.0E-03	sounding	-0.009	8.8E-03
aroused	0.046	3.0E-06	though	-0.008	1.4E-02
unpredictable	0.046	3.4E-03	rude	-0.008	3.1E-01

Table 18: Top 15 words with greatest magnitude of RD in the specific context for two gender groups with their permutation test *p*-values.