

Language Model Decoding as Likelihood–Utility Alignment

Martin Josifoski,[◇] Maxime Peyrard,[◇] Frano Rajic,[◇] Jiheng Wei,[♣] Debjit Paul,[◇] Valentin Hartmann,[◇]
Barun Patra,[♣] Vishrav Chaudhary,[♣] Emre Kıcıman,[♣] Boi Faltings,[◇] Robert West[◇]
[◇]EPFL [♣]Microsoft Corporation [♣]PSL University
{martin.josifoski, maxime.peyrard}@epfl.ch

Abstract

A critical component of a successful language generation pipeline is the *decoding algorithm*. However, the general principles that should guide the choice of a decoding algorithm remain unclear. Previous works only compare decoding algorithms in narrow scenarios, and their findings do not generalize across tasks. We argue that the misalignment between the model’s *likelihood* and the task-specific notion of *utility* is the key factor to understanding the effectiveness of decoding algorithms. To structure the discussion, we introduce a taxonomy of misalignment mitigation strategies (MMSs), providing a unifying view of decoding as a tool for alignment. The MMS taxonomy groups decoding algorithms based on their implicit assumptions about likelihood-utility misalignment, yielding general statements about their applicability across tasks. Specifically, by analyzing the correlation between the likelihood and the utility of predictions across a diverse set of tasks, we provide empirical evidence supporting the proposed taxonomy, and a set of principles to structure reasoning when choosing a decoding algorithm. Crucially, our analysis is the first to relate likelihood-based decoding algorithms with algorithms that rely on external information, such as value-guided methods and prompting, and covers the most diverse set of tasks up to date.

1 Introduction

Large transformer-based “language models” (LMs) have been pushing the boundaries on tasks ranging from natural language generation (Radford et al., 2018) to information extraction (Josifoski et al., 2022), theorem proving (Polu and Sutskever, 2020), code generation (Zügner et al., 2021), and even protein generation (Ferruz et al., 2022). At inference time, these models rely on a decoding strategy to generate an output. The goal of decoding strategies is to select an output of high utility from the exponentially large output space. In contrast to

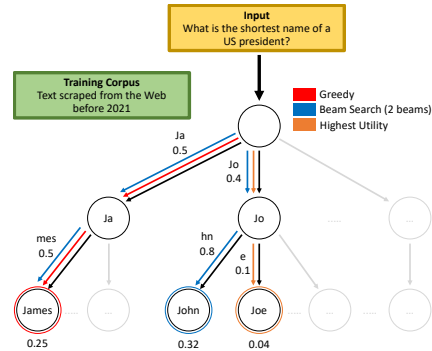


Figure 1: **Example of likelihood-utility misalignment.** It shows an excerpt of a (fictional) language model (LM) trained on text from the Web before Joe Biden became president of the United States. The input asks for the shortest name of a US president. After Joe Biden’s inauguration this is ‘Joe’, but before, it was ‘John’. Greedy search returns ‘James’ since its first token ‘Ja’ has the highest likelihood. Beam search considers the two highest likelihood first tokens and manages to find the highest likelihood sequence ‘John’. However, it does not find the correct answer ‘Joe’ with the highest utility, since ‘Joe’ has very low likelihood.

the generic language modeling training objective, which is based on the data likelihood, the notion of utility is task-specific. The potential gap between the two can create a *misalignment* between the *model’s likelihood* and the task *utility*; see Fig. 1 for an illustration of this concept.

Indeed, across different tasks, researchers started noticing that high likelihood is often not associated with desired properties of the output (Stahlberg and Byrne, 2019; Zhang et al., 2021; Klein et al., 2017). Naturally, this has led to the development of decoding strategies aimed at mitigating this problem. In the context of natural language generation (NLG), Nucleus Sampling (i.e. top- p) (Holtzman et al., 2020) has been proposed to avoid dull or degenerate text. Similarly, in the context of machine translation (MT), solutions ranging from simple ad-hoc tweaks like enforcing a minimal sequence length (Stahlberg and Byrne, 2019) to leveraging a

value model in decoding (Leblond et al., 2021) have been developed. These methods are task-specific and have been tested only in narrow domains, making it difficult for practitioners to choose among them.

Recently, Meister et al. (2022) and Wiher et al. (2022) explored the likelihood-utility misalignment. However, these studies still largely focus on a group of similar tasks – NLG tasks – and, more crucially, do not include decoding strategies that make use of external sources of information at inference time. Therefore, a general framework to structure our thinking about decoding algorithms still eludes us.

Our work makes the first step towards filling this gap. We propose a unified perspective of decoding as methods for mitigating the likelihood-utility misalignment without modifications to the model. Looking at decoding through this functional lens, in Sec. 3, we provide a taxonomy of such misalignment mitigation strategies (MMSs) based on the implicit assumptions about the likelihood-utility misalignment that need to hold for the decoding strategy to be effective.

Equipped with this taxonomy, we conduct a comprehensive empirical analysis in which we choose a representative set of decoding algorithms and a representative set of tasks to cover the relevant types of misalignment. We identify three main sources of misalignment: the ones arising from *training imperfections* (finite datasets, surrogate differentiable loss), *distribution shift*, and changes in the model’s intended usage, which we call *utility drift*. Then, we measure the likelihood-utility misalignment across tasks (RQ1) by estimating: the correlation between likelihood and utility among candidate outputs explored by the decoding algorithm (RQ1-b), and the correlation between likelihood and utility for the generated outputs after decoding (RQ1-a). Then, we investigate the benefits of decoding algorithms that leverage external information at inference (RQ2). Finally, we experiment with large generalist LMs (LLMs) and show that prompting strategies can be seen as means for improving the alignment at inference time (RQ3).

Our experiments reveal that: (i) when no distribution shift or utility drift happens, decoding based solely on the likelihood is enough to provide high utility, i.e., likelihood is a strong predictor of utility. (ii) In such case, there is no significant difference between different kinds of decoding algorithms, and we would recommend keeping beam search.

(iii) In the presence of distribution shift or utility drift, we recommend value-guided beam search as both an effective and efficient decoding algorithm. It leverages a value function at inference time to fix the misalignment problem. Finally, (iv) the prompting of LLMs is a mechanism that sets the model in a state where the likelihood is well-aligned with the desired utility. This perspective provides a tentative explanation for the empirical success of prompting LLMs.

Finally, this work studies the fundamental problem in decoding which involves a complex interaction between models, tasks, and data; and we do not claim that we provide a definitive answer. Thanks to our unifying conceptual framework (MMS taxonomy) that includes any decoding algorithm, it becomes possible to study the problem of decoding in much broader scope than previous work. By sharing the taxonomy and open-sourcing our implementations, we hope to pave the way for a more structured discussion in future work.

2 Background

High Utility is the Goal. Tasks are associated with a task-specific utility function. For a task t and input x , the utility function assigns a score $u_t(y|x)$ to each element y in the output space \mathcal{Y} . This score quantifies the goodness, or quality, of the output y with respect to a specific input x . For instance, in translation, the utility quantifies the extent to which the output conveys the same message as the input. For question answering, the utility simply quantifies the correctness of the answer. These task-specific notions of utility are operationalized in the evaluation metrics. The development of evaluation metrics that correlate with the human defined notion of utility is a very active research area (Sai et al., 2022), and beyond the scope of this work. In our analysis, we use the canonical evaluation metric as the utility function.

Given some input x , an *ideal model* would generate the element from the output space corresponding to the highest utility score in reference to the input x : $\operatorname{argmax}_{y \in \mathcal{Y}} u_t(y|x)$.

Unfortunately, most of the practically relevant utility functions are not amenable to optimization, forcing us to work with proxy functions, such as the canonical likelihood. Recently, large transformer-based, conditional LMs trained with the maximum likelihood objective function have fueled remarkable progress across a large spectrum of tasks.

Language Models. A language model corresponds to a probability distribution p over $y \in \mathcal{Y}$, where \mathcal{Y} is the set consisting of all possible sequences that can be constructed using a vocabulary \mathcal{V} . In this work, we focus on conditional LMs $p(\cdot|x)$. Usually, the conditional distribution is modeled with an autoregressive model (parametrized by θ): $p_\theta(y | x) = \prod_{i=1}^{|y|} p_\theta(y_i | y_{<i}, x)$. The model is trained to maximize the target sequence’s conditional log-likelihood with teacher forcing, using the cross-entropy loss $\mathcal{L}(\theta) = -\sum_{(x,y) \in \mathcal{D}} \log p_\theta(y | x)$, where \mathcal{D} is the training corpus (Sutskever et al., 2011, 2014).

Once an LM is trained, it provides a next-token probability distributions across the output vocabulary. Decoding strategies define how to handle a model’s search space over potential output words when generating a sequence.

3 Proposed MMS Taxonomy

We define a decoding algorithm as a procedure that takes in an input — and potentially some context (e.g., a prompt with a task description or examples) — and returns a sequence from the output space. As its primary signal, the decoding algorithm relies on the model’s likelihood; however, additional components (e.g., value model, external knowledge base, etc.) can be leveraged in the search procedure. The *purpose* of a *decoding algorithm* is to retrieve the sequence associated with the *highest utility* score in reference to the input. In this section, we propose the MMS taxonomy of decoding algorithms.

3.1 Greedy Likelihood-Based Strategy

Given the LM’s probabilistic formulation, one could strive for selecting the most likely sequence under the model: $\operatorname{argmax}_{y \in \mathcal{Y}} p_\theta(y | x)$. However, due to the exponentially large state space, this optimization problem is intractable.

This class covers the decoding algorithms that approximate the intractable argmax by following the greedy heuristic of making *locally* optimal choices at each decoding step w.r.t. the *likelihood* under the language model. However, reaching a globally optimal solution may require locally sub-optimal steps. When this happens, we say that the likelihood landscape is *greedy adversarial* (Meister et al., 2020).

For a likelihood model that is not greedy adversarial, greedy heuristics will retrieve the highest-likelihood solution. Therefore, their effectiveness

depends on the likelihood-utility alignment. Contrarily, for likelihood models that are greedy adversarial, greedy decoding algorithms may fall arbitrarily short of the global maximum. Indeed, greedy decoding algorithms implicitly optimize a different objective function — a *tampered* version of the *likelihood* objective in which a term that encourages locally optimal solutions is added (Meister et al., 2020). Therefore, the ability of greedy decoding algorithms to retrieve high-utility sequences even from a likelihood model that is perfectly aligned with the utility — the most likely outputs under the model are the ones associated with the highest utility scores — is inversely proportional to how greedy adversarial the likelihood landscape is. In some cases, the particular bias induced by the greedy heuristic *mitigates* the likelihood-utility *misalignment*, and makes the tampered likelihood objective better aligned with the utility than the original (Meister et al., 2020).

The decoding algorithms in this category can be further divided in two subgroups: (i) deterministic ones such as greedy search (GS) and beam search (BS); and (ii) stochastic ones such as top- k sampling (Fan et al., 2018), top- p sampling (Holtzman et al., 2020) and stochastic beams (Kool et al., 2019). For more details see Appendix A.1.

3.2 Greedy Likelihood-Based Strategy with Pruning

An understated fact in the literature is that even for tasks for which the canonical decoding algorithms (e.g., BS) perform well, a non-negligible portion of the performance relies on some bespoke, ad-hoc tweaks on the likelihood scores (Stahlberg and Byrne, 2019). These tweaks are usually based on either: (i) post-hoc observations that likelihood-based decoded sequences often contain specific undesirable patterns (e.g., empty or short sequences, repetitive patterns, etc.); or (ii) problem-specific knowledge about the utility landscape suggesting that high-utility sequences have a specific property, which can be explicitly enforced by the decoding strategy (e.g., sequences should correspond to triplets of elements from a predefined set). Conceptually, all these tweaks employ mechanisms that *discourage* the generation of *high-likelihood* patterns that are known (or expected) to be associated with *low utility*.

This category includes: (i) decoding algorithms with ad-hoc heuristics such as the n-gram repetition

penalty (Klein et al., 2017); (ii) constrained beam search (CBS) (Scholak et al., 2021; De Cao et al., 2022; Josifoski et al., 2022); (iii) NeuroLogic (Lu et al., 2022). For more details see Appendix A.2.

3.3 Greedy Likelihood- and Value-Based Strategy

Heuristics such as the ones used in the previous category can capture some properties associated with high utility but are limited to properties that can be easily expressed explicitly. While the utility function is generally defined for complete sequences only, to guide decoding algorithms, one can rely on the general concept of a value function. A value function approximates, for partially-decoded sequences, the expected utility of the final sequence if the decoding keeps following the same policy. The most prominent member of this category is value-guided beam search (VGBS) (He et al., 2017; Ren et al., 2017), described in Appendix A.3.

3.4 Simulation-Based Decoding Strategy

Even though VGBS considers both likelihood and value, it remains greedy by only looking one step into the future. Simulation-based decoding algorithms explore further into the future before making the next decision. When the value landscape is complex and constructing a good value function is hard, such simulation-based strategies with look-ahead may become particularly effective. By turning the knob controlling the number of simulations, one can trade off computational efficiency for obtaining better value estimates. Monte-Carlo Tree Search (MCTS) is the canonical example of simulation-based tree exploration informed by a value function. For details see Appendix A.4.

3.5 Prompting-Based Strategy

The decoding algorithms described in the last two sections address the likelihood-utility misalignment post-hoc. An alternative way is to change the conditioning of the model’s probability distribution such that the misalignment never happens. The effort now goes into choosing a context that makes the likelihood landscape aligned with the task-specific utility. The strength of this class of decoding algorithms lies in the fact that they: (i) do not require any modifications to the model; (ii) do not increase the computation cost of inference; (iii) can readily be applied for any new task. These techniques only work for large generalist LMs (Chowdhery et al., 2022). The most prominent members

of this category are the few-shot (FS) and chain-of-thought (CoT) prompting methods, described in Appendix A.5.

3.6 Other Strategies

Apart from fixing the misalignment problem at inference time, it is also possible to retrain or fine-tune the model with newly collected data that better reflect the intended utility and target testing distribution. In this work, we focus on decoding-based strategies, and leave the detailed treatment of other MMSs for future work. We further discuss these alternative ways of fixing the misalignment in Sec. 7.

4 Experimental Setup

4.1 Research Questions

To get a comprehensive picture of the likelihood-utility misalignment and MMSs, we ask the following research questions. Whereas previous works have identified the misalignment problem in constrained scenarios, we propose to quantify it in a unified and large-scale analysis across tasks (RQ1). We also investigate the benefits of previously proposed solutions to the misalignment problem. Our analysis includes value-guided approaches (RQ2), as well as prompting (RQ3).

RQ1: How correlated are the utility and likelihood across tasks? As argued in Sec. 3, decoding strategies based on the likelihood only require the likelihood to be a strong predictor of utility. We investigate whether this holds across tasks. Specifically, we measure two important aspects of the likelihood-utility alignment: (a) **Post-decoding alignment**: what is the expected utility of outputs after decoding? For a given data instance, the decoding algorithm chooses one output based on the model’s likelihood, and we measure its utility. This indicates, at the task-level, whether higher likelihood outputs are expected to also have higher utility. (b) **Alignment during decoding**: decoding algorithms typically explore a set of high-scoring candidates, e.g., BS returns k candidates, one per beam. We measure the correlation between likelihood and utility among these candidate outputs. This analyzes the likelihood landscape of the model, i.e., were there outputs with higher utility but lower likelihood in the set of candidate outputs?

RQ2: Can value-based MMS address the likelihood-utility misalignment issues? In particular, we estimate how useful value-based decoding

strategies (VGBS and MCTS) are for value functions of different quality.

RQ3: Is prompting an MMS? We assess the role of prompting in addressing the likelihood-utility misalignment problem for large LMs.

4.2 Tasks and Datasets

To organize the discussion, we propose a simple and intuitive classification of the sources of misalignment: (a) **Training imperfections (TI)**, when the model is trained on a different objective than the true utility objective, because of the finite size of the dataset and the optimization’s approximation error during training (e.g., via stochastic gradient descent); (b) **Distribution shift (DS)**, when the training data distribution is different from test data; (c) **Utility drift (UD)**, this arises when the utility used during the model’s development is different from the utility at test time. Supervised training always suffers from TI problems; then two additional problems can arise: change in the data (DS) or change of goals (UD).

We carefully selected a variety of generation tasks covering (a) different *notions of utility*, and (b) different expected types of *(mis-)alignment between utility and likelihood*. Table 1 gives a high-level overview of these tasks, their utility functions, and associated datasets. Due to space constraints, we move the complete description of models, data and utility functions to Appendix B.1. In closed information extraction, the training and testing data come from the same distribution and we expect misalignment coming only from TI. In machine translation, the mBART model is pretrained on a different dataset, inducing some DS. For non-toxic text and non-soluble protein generation, the task definition changed, therefore UD is expected to be the main driver of misalignment. Similarly, for the sports understanding task, since MT-NLG was not trained for this specific task, we also expect UD to be the main source of misalignment, but here VGBS or MCTS are prohibitively expensive due the size of the LM. Instead, we use this task and model to investigate prompting-based strategies.

4.3 Decoding Algorithms

In order to comprehensively cover the full space of MMS, we experiment with at least one representative from each class from the taxonomy defined in Sec. 3. From the Greedy Likelihood-based category, we include the canonical GS and BS, as well as the sampling-based stochastic beams SB.

From the Greedy Likelihood-based Strategies with pruning, we use CBS. VGBS and MCTS are representatives of the Greedy Likelihood- and Value-based, and Simulation-based decoding classes, respectively. For prompting, we consider the standard FS decoding strategy, as well as CoT. We describe all hyperparameters in Appendix B.2. Also, in Appendix B.3, we provide a complexity analysis in terms of calls to the LM and calls to the value function.

4.4 Value Models

The quality of a value model reflects its ability to approximate the expected utility. To determine the relation between the value model’s quality and the benefit of leveraging it in decoding, we craft value models that allow us to instantiate versions with varying levels of quality, ranging from a random predictor, all the way to an oracle. Our experiments with value-guided decoding cover two tasks.

Non-Toxic Text Generation. The state-of-the-art method for detecting toxicity is via classification (Hanu and Unitary team, 2020). Such a classifier can readily be used as a value model in decoding. We reproduce the training procedure from Hanu and Unitary team (2020), and save checkpoints at regular intervals, until the training is complete. Due to the gradually decreasing under-fitting, these checkpoints give us a sequence of classifiers that systematically improve in terms of quality.

Machine Translation. To achieve a similar effect for MT we start by assigning to each data point in the dataset another randomly chosen data point which will serve as a false target. This assignment is fixed across all runs. During inference, the value model calculates the BLEU score for both the correct and the false target, and returns a linear combination between the two points. By gradually increasing the weight assigned to the false target from zero to one, the perfect value function (oracle) slowly degrades to a random predictor.

5 Experiments and Results

Here, we describe results of experiments crafted to answer each research question described above.

5.1 RQ1: The Likelihood-Utility Relationship

We present two analyses, one measuring the likelihood-utility misalignment after decoding and one measuring it during decoding.

Tasks	Utilities	Misalignment Types	Model	Dataset
Closed Information Extraction (cIE)	F1 score [M]	TI	GenIE (BART)	REBEL
Machine Translation (MT)	BLEU [M]	TI, DS	mBART50	WMT14
Non-Toxic Text Generation	Non-Toxicity [T]	TI, DS, UD	GPT2	RTP
Non-soluble Protein Generation	Non-Solubility [T]	TI, DS, UD	ProtoGPT2	SwissProt
Sports Understanding	Solve Rate [M]	TI, DS, UD	MT-NLG 530B	Sports

Table 1: **Overview of the tasks.** Utility functions can be categorised into: (a) [M]: Metric-based and (b) [T]: Trained model-based. Misalignment types denoting the types based on different tasks, where TI: Training imperfection, DS: Distribution shift, UD: Utility drift.

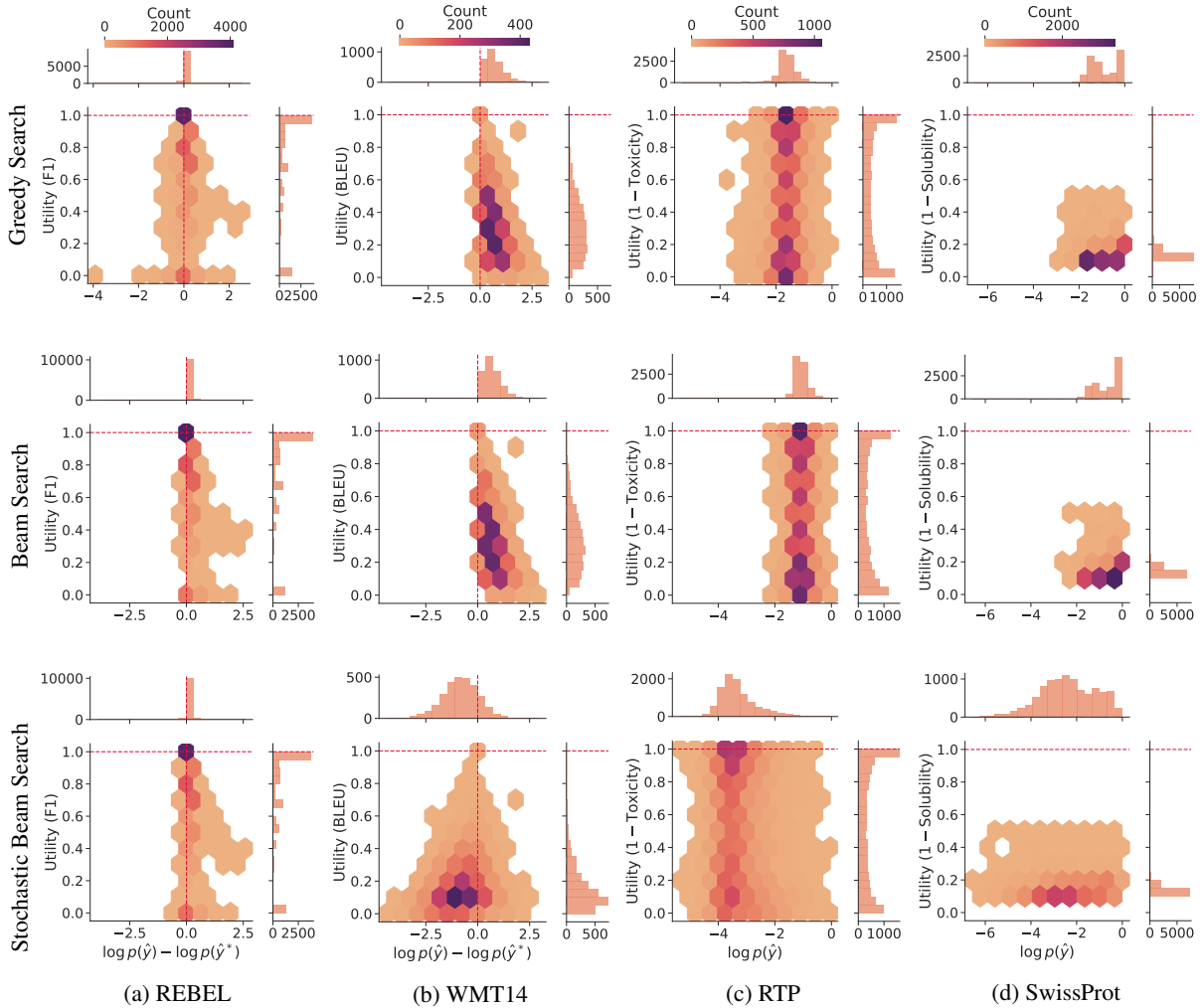


Figure 2: **RQ1 (post-decoding alignment):** Each decoding algorithm is applied to each dataset-model pair. The x-axis represents the scores as given by the log-likelihood of the model, and the y-axis represents the task-specific utility score. For WMT14 (MT) and REBEL (cIE), the x-axis is normalized such that 0 is the log-likelihood of the target answers. The plots are frequency heatmaps counting the number of instances where the decoded output falls into a given bin of log-likelihood and utility score.

Post-decoding alignment. In this experiment, we first run each likelihood-based decoding algorithm (GS, BS, and SBS) for each dataset-model pair. Then, for each output, we compute both the model likelihood and the task-specific utility.¹ We report the results in Fig. 2. For cIE (first column), most

outputs have a likelihood close to the likelihood of the target output. The majority of the outputs have perfect utility, i.e., the decoded output is exactly the target and the model is well-calibrated. This confirms the intuition that when the UD and DS are small, the imperfections due to training approximation have little impact.

¹We also ran experiments with top- p and top- k but did not observe a behaviour different from BS.

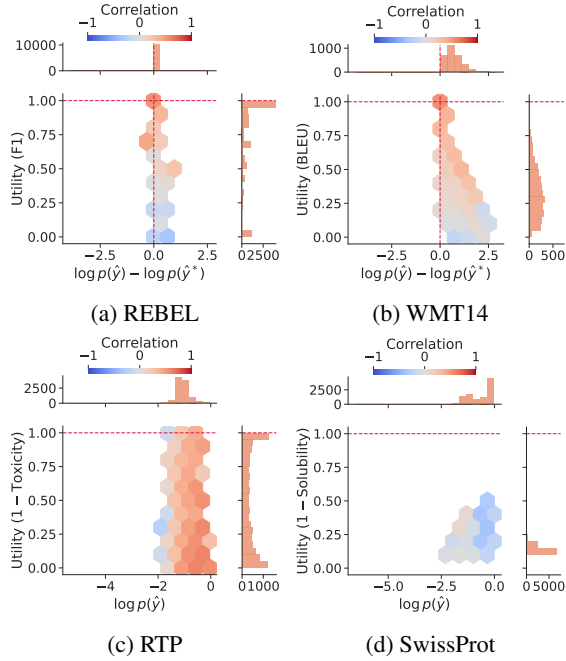


Figure 3: **RQ1 (alignment during decoding)**: For each dataset model pair, we run BS and look into the $k = 5$ final hypotheses to measure the correlation between likelihood and utility. As in Fig. 2, the y-axis is the task-specific utility score and the x-axis is the model’s log-likelihood. The plots are generated as follows: (i) take the decoded outputs from Fig. 2 from BS with their log-likelihood score and utility score, which indicate the x and y coordinate of each output, (ii) for each output look into the other hypotheses generated by BS and compute among these hypotheses the Kendall’s τ correlation between utility and log-likelihood, and (iii) average the correlation across all outputs within the same bin.

However, in tasks with DS and UD, the story is different. In MT (second column), the combined effect of TI and DS gives rise to a negative global correlation ($-.56$ for BS and $-.52$ for GS in terms of Pearson’s correlation)² between utility and likelihood after decoding. This is an instance of *Goodhart’s law*, where a surrogate metric (likelihood), when being optimized heavily, becomes a poor approximation of the original property it is supposed to track (utility).

In tasks with large UD, generating non-toxic sentences (third column) and non-soluble proteins (fourth column), decoding according to likelihood does not provide guarantees about the utility. For example, in the SwissProt dataset, the correlation between likelihood and utility is $-.10$ for GS, $.10$ for SBS, and $.03$ for GS. These scenarios require

²p-values for Pearson’s correlation are $< 10^{-3}$.

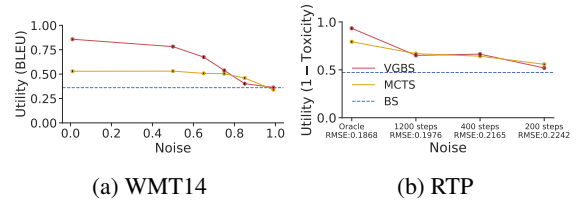


Figure 4: **RQ2**: For WMT14 and RTP, we ran VGBS and MCTS with value functions displaying various level of noise compared to the oracle utility function. We report the average utility of outputs on the y-axis (with 95% confidence interval). The noisy value functions are described in Sec. 4.4.

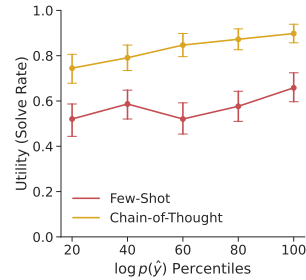


Figure 5: **RQ3**: FS and CoT prompting strategies on the Sports understanding dataset. We report the utility (y-axis) of decoded outputs binned according to the empirical percentiles of their likelihood (x-axis). The lineplot shows the average utility per bin with 95% confidence intervals based on bootstrap resampling of the data.

external information that can guide the decoding towards high-utility outputs.

Alignment during decoding. Now, we look into the set of top-scoring candidates explored during the decoding process. BS maintains k candidates, one per beam, before returning the top-scoring one as the final output. In this experiment, we measure the correlation between likelihood and utility among the k beams. This investigates the likelihood-utility alignment where it matters: for outputs close to being extracted by decoding algorithms. Were there higher utility outputs in the set of candidates that were nearly missed because of lower likelihood? The results are reported in Fig. 3.

For MT and cIE, we see a clear picture: when the decoding algorithms retrieve high-utility outputs, this is because likelihood is predictive of utility among candidate outputs.

For the task of generating non-toxic texts (Fig. 3c), the correlation between utility and likelihood among the beams is increasing with increasing likelihood. When the model is generating high-

likelihood outputs, there is a positive correlation between being more likely and being less toxic. This is explained by the fact that toxic words are, on average, more surprising (rare). Thus, when generating an output with a very high likelihood, adding a toxic word usually leads to a decrease in likelihood. However, when generating outputs with lower likelihood, the simple addition of toxic words does not affect the average likelihood. Interestingly, for the task of generating soluble proteins (Fig. 3d), the correlation is low for most instances. Indeed, this task suffers from TI, DS, and UD.

Takeaways. When only TI causes misalignment, the likelihood is a strong predictor of utility; then likelihood-based decoding algorithms are expected to retrieve high-utility outputs. When low-utility outputs are generated, this is explained by a low correlation between likelihood and utility among candidate outputs. When UD and/or DS are present, the correlation between likelihood and utility plummets, making likelihood-based decoding algorithms ill-suited.

5.2 RQ2: The Benefits of Value Models

We analyze the benefits of value-guided decoding algorithms (VGBS and MCTS), in the presence of varying levels of noise (as described in Sec. 4.4). Due to the high computational cost of running an extensive hyper-parameter search with VGBS and MCTS, we focus on two tasks: MT and the generation of non-toxic texts. For each noisy value function, we first perform a hyper-parameter search on a small subset of the data and use the best hyper-parameters on the test set. The results are reported in Fig. 4.

VGBS and MCTS are always at least as good as BS, even with random value functions. The small-scale hyper-parameter search selects parameters that ignore the value function when it is pure noise. However, as soon as the value function is not random, both VGBS and MCTS significantly outperform BS. When the value function is accurate, very high-utility outputs are discovered. Interestingly, VGBS often performs better than MCTS, it can extract almost perfect outputs, whereas MCTS quickly plateaus. This is significant because VGBS runs much faster than MCTS.

Takeaways. Value-guided decoding algorithms can overcome the likelihood-utility misalignment and significantly outperform likelihood-based decoding algorithms even with very noisy value func-

tions, as long as a small-scale hyper-parameter search is done. VGBS seems to offer better trade-off between performance and computation cost compared to MCTS.

5.3 RQ3: Prompting as an MMS

Recently, Wei et al. (2022) have shown how the simple and broadly applicable idea of including in the prompt a few examples where the targets contain a sequence of steps that leads to the answer can greatly enhance the reasoning capabilities of LMs. We mimic the Sports Understanding task in their work, by taking the same in-context examples, and evaluating using the same two prompting methods: CoT and standard FS prompting. To test our hypothesis that prompting methods are a means of addressing misalignment, we measure the utility and the likelihood under the model for all the testing data points. The results, summarized in Fig. 5, provide three insights. First, similarly to Wei et al. (2022), CoT outperforms FS with 25.8% in accuracy – 83% opposed to 57.3%. Second, the average log-likelihood of the higher-scored outputs generated by CoT is significantly higher than the FS generated outputs, -0.067 opposed to -0.17 . Third, the correlation between the likelihood and the utility when decoding with the more effective CoT is higher, and from 0.07 Pearson’s correlation for FS to 0.11 for CoT. These results are statistically significant, with p -values smaller than 10^{-3} .

Takeaways. Effective prompting methods put the model in a state where the generated outputs’ likelihood is well-aligned with the desired utility.

6 Discussion

RQ1 reveals that decoding based solely on the likelihood gives poor expected utility whenever DS or UD occurs. DS and UD make the likelihood a poor predictor of utility. When only TI is present, these decoding algorithms perform well, because then the likelihood is a strong predictor of utility. Contrary to previous works, we don’t observe significant differences between different likelihood-based decoding algorithms.

Then, in RQ2 and RQ3, we saw that methods bringing in external information at decoding time manage to effectively solve the likelihood-utility misalignment problem when necessary. While it would appear ideal to have extra training data suited for the task at hand (without DS and UD) to retrain or finetune the model, this is often neither possi-

ble nor necessary. Indeed, our experiments show that if a value function can be crafted, then VGBS becomes a strong decoding algorithm capable of fixing misalignment problems at inference time. It is more efficient than MCTS and performs better than BS even if the value function is only a poor approximation of the utility. When it is difficult to craft a useful value function (e.g., the function for proteins depends on the 3D structure, which cannot easily be approximated from partial amino-acid sequences), MCTS with a large number of simulations with roll-outs can estimate the value function. However, the price to pay is a higher computational cost at inference time. Finally, for large, generalist LMs, decoding algorithms such as MCTS or VGBS are prohibitively expensive due to the large computational cost of each call to the LM. Prompting methods combined with a greedy or top- p decoding can be considered as a way to leverage external information, in the form of few-shots prompts, to set the model in a state where the likelihood is better aligned with the utility. Our experiments provide support for this explanation of the success of prompting large LMs. Furthermore, while addressing the misalignment post-hoc can be effective in eliciting an output with some desired properties, it is important to note that the hidden representations building to that misalignment are not modified. Therefore, any undesired information in this representations will be attended to in predicting the next token probability distribution. In contrast, mechanisms that can address the misalignment before it happens affect the hidden representations, and have the potential of mitigating the problem more fundamentally.

7 Limitations

Methodological limitations. Due to computational constraints, we had to choose a subset of tasks and models. It is possible that, for a given task, other datasets or other LMs would have given different results. Indeed, the problem of decoding relates to the interplay of many moving parts: task, data, models, and decoding algorithms. However, our results relate the types of misalignment to the types of decoding algorithms described in Sec. 3. This framework paves the way for further research across tasks and models. To facilitate future work, we release clean and user-friendly code to reproduce and extend our results to new tasks and models. Dealing with misalignment is a diffi-

cult and long-standing problem in machine learning and NLP. This work does not claim to provide a definitive overview of this issue, but provides some structure to think more clearly about these problems in future research.

Alternative ways of fixing misalignment. Apart from value-based decoding, other possible techniques could be considered to fix the misalignment problem: (a) Retrain or fine-tune the model with data that better reflects the task’s utility function. For example, to generate non-toxic text, one could retrain or fine-tune GPT2 on curated datasets that contain toxic prompts and non-toxic sentence continuations. (b) Optimize more directly the utility function instead of surrogate differentiable objectives. This could be done via reinforcement learning (see (Wang et al., 2018; Wu et al., 2018) for BLEU) or genetic optimization. In this work, we focused on decoding algorithms and ways of fixing the likelihood-utility misalignment problem at inference time. Future research could further investigate the trade-offs involved in finetuning and retraining. Is it better to invest resources in acquiring new data that fits the task for finetuning? Or is it better to fix DS and UD at inference time with VGBS, MCTS or prompt engineering? Where do the inflection points lie?

References

- Amos Bairoch and Rolf Apweiler. 2000. *The SWISS-PROT protein sequence database and its supplement TrEMBL in 2000*. *Nucleic Acids Research*, 28(1):45–48.
- BIG-bench collaboration. 2021. *Beyond the imitation game: Measuring and extrapolating the capabilities of language models*. *In preparation*.
- Ondrej Bojar, Christian Buck, Christian Federmann, Barry Haddow, Philipp Koehn, Johannes Leveling, Christof Monz, Pavel Pecina, Matt Post, Herve Saint-Amand, Radu Soricut, Lucia Specia, and Ales Tamchyna. 2014. *Findings of the 2014 workshop on statistical machine translation*. In *Proceedings of the Ninth Workshop on Statistical Machine Translation*, pages 12–58, Baltimore, Maryland, USA. Association for Computational Linguistics.
- Tom Brown, Benjamin Mann, Nick Ryder, Melanie Subbiah, Jared D Kaplan, Prafulla Dhariwal, Arvind Neelakantan, Pranav Shyam, Girish Sastry, Amanda Askell, Sandhini Agarwal, Ariel Herbert-Voss, Gretchen Krueger, Tom Henighan, Rewon Child, Aditya Ramesh, Daniel Ziegler, Jeffrey Wu, Clemens Winter, Chris Hesse, Mark Chen, Eric Sigler, Mateusz Litwin, Scott Gray, Benjamin Chess,

- Jack Clark, Christopher Berner, Sam McCandlish, Alec Radford, Ilya Sutskever, and Dario Amodei. 2020. [Language models are few-shot learners](#). In *Advances in Neural Information Processing Systems*, volume 33, pages 1877–1901. Curran Associates, Inc.
- Antoine Chaffin, Vincent Claveau, and Ewa Kijak. 2022. [PPL-MCTS: Constrained textual generation through discriminator-guided MCTS decoding](#). In *Proceedings of the 2022 Conference of the North American Chapter of the Association for Computational Linguistics: Human Language Technologies*, pages 2953–2967, Seattle, United States. Association for Computational Linguistics.
- Aakanksha Chowdhery, Sharan Narang, Jacob Devlin, Maarten Bosma, Gaurav Mishra, Adam Roberts, Paul Barham, Hyung Won Chung, Charles Sutton, Sebastian Gehrmann, Parker Schuh, Kensen Shi, Sasha Tsvyashchenko, Joshua Maynez, Abhishek Rao, Parker Barnes, Yi Tay, Noam Shazeer, Vinodkumar Prabhakaran, Emily Reif, Nan Du, Ben Hutchinson, Reiner Pope, James Bradbury, Jacob Austin, Michael Isard, Guy Gur-Ari, Pengcheng Yin, Toju Duke, Anselm Levskaya, Sanjay Ghemawat, Sunipa Dev, Henryk Michalewski, Xavier Garcia, Vedant Misra, Kevin Robinson, Liam Fedus, Denny Zhou, Daphne Ippolito, David Luan, Hyeontaek Lim, Barret Zoph, Alexander Spiridonov, Ryan Sepassi, David Dohan, Shivani Agrawal, Mark Omernick, Andrew M. Dai, Thanumalayan Sankaranarayanan Pillai, Marie Pellat, Aitor Lewkowycz, Erica Moreira, Rewon Child, Oleksandr Polozov, Katherine Lee, Zongwei Zhou, Xuezhi Wang, Brennan Saeta, Mark Diaz, Orhan Firat, Michele Catasta, Jason Wei, Kathy Meier-Hellstern, Douglas Eck, Jeff Dean, Slav Petrov, and Noah Fiedel. 2022. [Palm: Scaling language modeling with pathways](#). *CoRR*, abs/2204.02311.
- Nicola De Cao, Ledell Wu, Kashyap Papat, Mikel Artetxe, Naman Goyal, Mikhail Plekhanov, Luke Zettlemoyer, Nicola Cancedda, Sebastian Riedel, and Fabio Petroni. 2022. [Multilingual autoregressive entity linking](#). *Transactions of the Association for Computational Linguistics*, 10:274–290.
- Ahmed Elnaggar, Michael Heinzinger, Christian Dallago, Ghalia Rehawi, Yu Wang, Llion Jones, Tom Gibbs, Tamas Feher, Christoph Angerer, Martin Steinegger, Debsindhu Bhowmik, and Burkhard Rost. 2021. [Prottrans: Towards cracking the language of lifes code through self-supervised deep learning and high performance computing](#). *IEEE Transactions on Pattern Analysis and Machine Intelligence*, pages 1–1.
- Angela Fan, Mike Lewis, and Yann Dauphin. 2018. [Hierarchical neural story generation](#). In *Proceedings of the 56th Annual Meeting of the Association for Computational Linguistics (Volume 1: Long Papers)*, pages 889–898, Melbourne, Australia. Association for Computational Linguistics.
- Noelia Ferruz, Steffen Schmidt, and Birte Höcker. 2022. [Protgpt2 is a deep unsupervised language model for protein design](#). *Nature Communications*, 13.
- Samuel Gehman, Suchin Gururangan, Maarten Sap, Yejin Choi, and Noah A. Smith. 2020. [RealToxicityPrompts: Evaluating neural toxic degeneration in language models](#). In *Findings of the Association for Computational Linguistics: EMNLP 2020*, pages 3356–3369, Online. Association for Computational Linguistics.
- Laura Hanu and Unitary team. 2020. [Detoxify](#). Github. <https://github.com/unitaryai/detoxify>.
- Di He, Hanqing Lu, Yingce Xia, Tao Qin, Liwei Wang, and Tie-Yan Liu. 2017. [Decoding with value networks for neural machine translation](#). In *Advances in Neural Information Processing Systems*, volume 30. Curran Associates, Inc.
- Ari Holtzman, Jan Buys, Li Du, Maxwell Forbes, and Yejin Choi. 2020. [The curious case of neural text degeneration](#). In *8th International Conference on Learning Representations, ICLR 2020, Addis Ababa, Ethiopia, April 26-30, 2020*. OpenReview.net.
- Pere-Lluís Hugué Cabot and Roberto Navigli. 2021. [REBEL: Relation extraction by end-to-end language generation](#). In *Findings of the Association for Computational Linguistics: EMNLP 2021*, pages 2370–2381, Punta Cana, Dominican Republic. Association for Computational Linguistics.
- Martin Josifoski, Nicola De Cao, Maxime Peyrard, Fabio Petroni, and Robert West. 2022. [GenIE: Generative information extraction](#). In *Proceedings of the 2022 Conference of the North American Chapter of the Association for Computational Linguistics: Human Language Technologies*, pages 4626–4643, Seattle, United States. Association for Computational Linguistics.
- Guillaume Klein, Yoon Kim, Yuntian Deng, Jean Senellart, and Alexander Rush. 2017. [OpenNMT: Open-source toolkit for neural machine translation](#). In *Proceedings of ACL 2017, System Demonstrations*, pages 67–72, Vancouver, Canada. Association for Computational Linguistics.
- Wouter Kool, Herke Van Hoof, and Max Welling. 2019. [Stochastic beams and where to find them: The Gumbel-top-k trick for sampling sequences without replacement](#). In *Proceedings of the 36th International Conference on Machine Learning*, volume 97 of *Proceedings of Machine Learning Research*, pages 3499–3508. PMLR.
- Rémi Leblond, Jean-Baptiste Alayrac, Laurent Sifre, Miruna Pislari, Lespiau Jean-Baptiste, Ioannis Antonoglou, Karen Simonyan, and Oriol Vinyals. 2021. [Machine translation decoding beyond beam search](#). In *Proceedings of the 2021 Conference on Empirical Methods in Natural Language Processing*,

- pages 8410–8434, Online and Punta Cana, Dominican Republic. Association for Computational Linguistics.
- Ximing Lu, Sean Welleck, Peter West, Liwei Jiang, Jungo Kasai, Daniel Khashabi, Ronan Le Bras, Lianhui Qin, Youngjae Yu, Rowan Zellers, Noah A. Smith, and Yejin Choi. 2022. [NeuroLogic a*esque decoding: Constrained text generation with look-ahead heuristics](#). In *Proceedings of the 2022 Conference of the North American Chapter of the Association for Computational Linguistics: Human Language Technologies*, pages 780–799, Seattle, United States. Association for Computational Linguistics.
- Clara Meister, Ryan Cotterell, and Tim Vieira. 2020. [If beam search is the answer, what was the question?](#) In *Proceedings of the 2020 Conference on Empirical Methods in Natural Language Processing (EMNLP)*, pages 2173–2185, Online. Association for Computational Linguistics.
- Clara Meister, Gian Wiher, Tiago Pimentel, and Ryan Cotterell. 2022. [On the probability-quality paradox in language generation](#). *CoRR*, abs/2203.17217.
- Stanislas Polu and Ilya Sutskever. 2020. [Generative language modeling for automated theorem proving](#). *CoRR*, abs/2009.03393.
- Alec Radford, Jeffrey Wu, Rewon Child, David Luan, Dario Amodei, and Ilya Sutskever. 2018. [Language models are unsupervised multitask learners](#).
- Zhou Ren, Xiaoyu Wang, Ning Zhang, Xutao Lv, and Li-Jia Li. 2017. [Deep reinforcement learning-based image captioning with embedding reward](#). In *2017 IEEE Conference on Computer Vision and Pattern Recognition, CVPR 2017, Honolulu, HI, USA, July 21-26, 2017*, pages 1151–1159. IEEE Computer Society.
- Ananya B. Sai, Akash Kumar Mohankumar, and Mitesh M. Khapra. 2022. [A survey of evaluation metrics used for nlg systems](#). 55(2).
- Torsten Scholak, Nathan Schucher, and Dzmitry Bahdanau. 2021. [PICARD: Parsing incrementally for constrained auto-regressive decoding from language models](#). In *Proceedings of the 2021 Conference on Empirical Methods in Natural Language Processing*, pages 9895–9901, Online and Punta Cana, Dominican Republic. Association for Computational Linguistics.
- Shaden Smith, Mostofa Patwary, Brandon Norick, Patrick LeGresley, Samyam Rajbhandari, Jared Casper, Zhun Liu, Shrimai Prabhumoye, George Zerveas, Vijay Korthikanti, et al. 2022. [Using deepspeed and megatron to train megatron-turing nlg 530b, a large-scale generative language model](#). *arXiv preprint arXiv:2201.11990*.
- Felix Stahlberg and Bill Byrne. 2019. [On NMT search errors and model errors: Cat got your tongue?](#) In *Proceedings of the 2019 Conference on Empirical Methods in Natural Language Processing and the 9th International Joint Conference on Natural Language Processing (EMNLP-IJCNLP)*, pages 3356–3362, Hong Kong, China. Association for Computational Linguistics.
- Ilya Sutskever, James Martens, and Geoffrey E. Hinton. 2011. [Generating text with recurrent neural networks](#). In *Proceedings of the 28th International Conference on Machine Learning, ICML 2011, Bellevue, Washington, USA, June 28 - July 2, 2011*, pages 1017–1024. Omnipress.
- Ilya Sutskever, Oriol Vinyals, and Quoc V. Le. 2014. [Sequence to sequence learning with neural networks](#). In *Advances in Neural Information Processing Systems 27: Annual Conference on Neural Information Processing Systems 2014, December 8-13 2014, Montreal, Quebec, Canada*, pages 3104–3112.
- Yuqing Tang, Chau Tran, Xian Li, Peng-Jen Chen, Naman Goyal, Vishrav Chaudhary, Jiatao Gu, and Angela Fan. 2021. [Multilingual translation from denoising pre-training](#). In *Findings of the Association for Computational Linguistics: ACL-IJCNLP 2021*, pages 3450–3466, Online. Association for Computational Linguistics.
- William Yang Wang, Jiwei Li, and Xiaodong He. 2018. [Deep reinforcement learning for NLP](#). In *Proceedings of the 56th Annual Meeting of the Association for Computational Linguistics: Tutorial Abstracts*, pages 19–21, Melbourne, Australia. Association for Computational Linguistics.
- Jason Wei, Xuezhi Wang, Dale Schuurmans, Maarten Bosma, Ed H. Chi, Quoc Le, and Denny Zhou. 2022. [Chain of thought prompting elicits reasoning in large language models](#). *CoRR*, abs/2201.11903.
- Gian Wiher, Clara Meister, and Ryan Cotterell. 2022. [On decoding strategies for neural text generators](#).
- Lijun Wu, Fei Tian, Tao Qin, Jianhuang Lai, and Tie-Yan Liu. 2018. [A study of reinforcement learning for neural machine translation](#). In *Proceedings of the 2018 Conference on Empirical Methods in Natural Language Processing*, pages 3612–3621, Brussels, Belgium. Association for Computational Linguistics.
- Hugh Zhang, Daniel Duckworth, Daphne Ippolito, and Arvind Neelakantan. 2021. [Trading off diversity and quality in natural language generation](#). In *Proceedings of the Workshop on Human Evaluation of NLP Systems (HumEval)*, pages 25–33, Online. Association for Computational Linguistics.
- Daniel Zügner, Tobias Kirschstein, Michele Catasta, Jure Leskovec, and Stephan Günnemann. 2021. [Language-agnostic representation learning of source code from structure and context](#). In *9th International Conference on Learning Representations, ICLR 2021, Virtual Event, Austria, May 3-7, 2021*. OpenReview.net.

A Proposed MMS Taxonomy

This section describes some of the most prominent members in each class of the proposed taxonomy.

A.1 Greedy Likelihood-Based Strategy

Deterministic Algorithms

Greedy Search (GS). The simplest among the decoding algorithms, at each step t , GS selects the token with the highest likelihood under the model.

Beam Search (BS). An extension of GS, BS, maintains not one, but $k \in \mathbb{N}^+$ partially-decoded sequences, called beams, in parallel. At each step t , BS: (i) pre-selects the most likely k tokens for each beam; (ii) from the resulting $k \times k$ nodes, the algorithm selects the k with the highest likelihood and drops the rest.

Stochastic Algorithms

An alternative that increases the diversity of output sequences is to sample the tokens at each step from the likelihood distribution $\hat{y}_t \sim p(y_t | \hat{y}_{<t}, x)$. Instead of sampling from the full distribution, decoding algorithms typically focus greedily on the tokens corresponding to the high-probability regions.

Top- k Sampling. It samples the next tokens from a truncated distribution where only the k -most probable tokens are considered (Fan et al., 2018).

Top- p Sampling. It samples the next tokens from a truncated distribution where only the smallest set of tokens with a probability mass bigger than (or equal to) p is considered (Holtzman et al., 2020).

Stochastic Beams (SB). It samples completed outputs without replacements according to the LM’s likelihood. The implementation relies on applying BS on likelihood scores perturbed with Gumbel noise (Kool et al., 2019).

A.2 Greedy Likelihood-Based Strategy with Pruning

Ad-Hoc Heuristics. Currently, most tasks utilize some ad-hoc heuristics. For instance, in MT, it is often necessary to discourage empty (or short) sequences by enforcing a minimal sequence length (Stahlberg and Byrne, 2019). Similarly, state-of-the-art language generation models often get stuck in repetitive loops. Therefore, an n -gram repetition penalty is now part of the standard toolkit (Klein et al., 2017).

Constrained Beam Search (CBS). The idea of constraining the likelihood during decoding can be extended to include task-specific knowledge. For example, in information extraction tasks, the BS decoding algorithm has been constrained to only extract outputs satisfying the predefined schema (Scholak et al., 2021; De Cao et al., 2022; Josifoski et al., 2022). Then, BS only searches high-scoring outputs among the smaller subset of valid ones.

NeuroLogic. The NeuroLogic decoding algorithm enforces the satisfaction of given lexical constraints by controlling the decoding stage of sequence generation (Lu et al., 2022). While BS aims to maximize the likelihood of the generated sequence, NeuroLogic searches for optimal output sequences among the strings that also satisfy the given constraints. Hard logic constraints are converted into a soft penalty term in the decoding objective, and beam-based search is used to find approximately optimal solutions.

A.3 Greedy Likelihood- and Value-Based Strategy

Value-Guided Beam Search (VGBS). It is the most intuitive example of a greedy decoding algorithm that leverages a value function (He et al., 2017; Ren et al., 2017). It uses the same strategy as BS but selects the next token using a linear combination of the LM’s likelihood and the values from the value function.

A.4 Simulation-Based Decoding Strategy

Monte-Carlo Tree Search (MCTS). MCTS is the canonical example of simulation-based tree exploration informed by value. In our setup, it differs from all other decoding algorithms because, at step i , it may explore sequences of length greater than i . It is not tied to committing to local decisions without exploring the tree. In each step, MCTS has a fixed computational budget that it uses to explore multiple paths before choosing the next token. For more details, we refer to Chaffin et al. (2022), whose implementation we adapt for this work.

A.5 Prompting-Based Decoding Strategy

Few-Shot (FS). At inference time, instead of only passing the input x , a context comprised of k examples $(x_i, y_i)_{i=1}^k$ is added as a prefix. The main idea is that the model will build on its semantic understanding of the relation between x_i and y_i and

make the “guided” likelihood better aligned with the utility (Brown et al., 2020).

Chain-of-Thought (CoT). The CoT decoding algorithm (Wei et al., 2022) is a conceptual extension of FS which presents the examples’ targets as a sequence of steps that lead to the solution. This format is particularly helpful for tasks that require multi-step reasoning, with which transformers generally struggle with.

B Experimental Setup

This section provides additional details about the experimental setup.

B.1 Details about Data, Models, and Utility Functions

In Table 1, we present a summary of the tasks, utility functions, misalignment types, model, and dataset. We now give a brief description of each task:

Closed Information Extraction (cIE) with the REBEL dataset (Huguet Cabot and Navigli, 2021) and GenIE model (Josifoski et al., 2022) (an instance of BART finetuned to extract the exhaustive set of triples in a sentence following the Wikidata schema). The utility is the F1 score between the generated and the target set of triples.

Machine Translation (MT) with the WMT14 dataset (Bojar et al., 2014) and a pretrained mBART50 model (Tang et al., 2021) to translate *English to French*. The notion of utility is the match between the generated and the target translation, as measured by BLEU-4.

Non-Toxic Text Generation based on the Real Toxicity Prompt (RTP) dataset (Gehman et al., 2020) for prompting a GPT2 model. The notion of utility is whether the generated output contains toxic language or not. The utility function is an ALBERT model (Hanu and Unitary team, 2020) trained on the Jigsaw dataset with an unintended bias to measure the toxicity of a text.

Non-Soluble Protein Generation: We use the SwissProt-EF dataset (Bairoch and Apweiler, 2000) for prompting a ProtoGPT2 model (Ferruz et al., 2022), which is pretrained on sequences of amino acids from protein prompts. The notion of utility is whether the generated protein is *soluble* or not. To measure non-solubility, we use ProtBERT (Elnaggar et al., 2021), which is a BERT-based model trained on a large corpus of protein sequences in a self-supervised fashion. Finally,

	LM calls	Value calls
Greedy Search	N	–
Beam Search	$N \times B$	–
Stochastic Beams	$N \times B$	–
VGBS	$N \times B$	$N \times B \times K$
MCTS	$N \times S$	$N \times S$

Table 2: Coarse complexity analysis of the decoding algorithms used, in terms of LM calls and Value calls. N is the number of tokens to be generated, B the number of beams, K the number of next tokens considered by the value model per beam in VGBS, S the number of simulations per generated token in MCTS. In all our experiments, B=5, K=20, S=50.

Sports Understanding with the Sports Understanding (SU) task, part of the BIG-bench effort (BIG-bench collaboration, 2021), with a 530B parameter pre-trained language model: MT-NLG (Smith et al., 2022). The primary purpose of this task is to test the general understanding of sports, by asking the model to discriminate between plausible and implausible statements relating to sports.

B.2 Hyperparameters of Decoding Algorithms

The number of beams for BS, SB, VGBS is fixed to 5 for all tasks, except for cIE where it is 10 — the model’s default; and the number of simulations in MCTS is fixed to 50. Due to the high computational cost, to decide the optimal value for MCTS’s p_{uct} and VGBS’s α in RQ3, we run a hyper-parameter search for each level of noise, over a small sample of 80 data points. For both of the prompting-based strategies we use greedy decoding during inference.

B.3 Complexity Analysis of Decoding Algorithms

Most of the compute during decoding is allocated on querying the LM or the value model. Therefore, to showcase how decoding strategies compare in terms of the computation cost, in Table 2 we provide a coarse complexity analysis in terms of the LM and value model calls.