

You Can Have Your Data and Balance It Too: Towards Balanced and Efficient Multilingual Models

Tomasz Limisiewicz^{♣*†} Dan Malkin^{◇*} Gabriel Stanovsky[◇]

[◇] School of Computer Science, The Hebrew University of Jerusalem

[♣] Faculty of Mathematics and Physics, Charles University in Prague

{dan.malkinhueb,gabriel.stanovsky}@mail.huji.ac.il

limisiewicz@ufal.mff.cuni.cz

Abstract

Multilingual models have been widely used for cross-lingual transfer to low-resource languages. However, the performance on these languages is hindered by their under-representation in the pretraining data. To alleviate this problem, we propose a novel multilingual training technique based on teacher-student knowledge distillation. In this setting, we utilize monolingual teacher models optimized for their language. We use those teachers along with balanced (sub-sampled) data to distill the teachers' knowledge into a single multilingual student. Our method outperforms standard training methods in low-resource languages and retraining performance on high-resource languages, while using the same amount of data. If applied widely, our approach can increase the representation of low-resource languages in NLP systems.¹

1 Introduction

While multilingual language models have been gaining popularity, largely thanks to their cross-lingual transfer ability, their performance has been shown to be skewed towards languages with abundant data (Joshi et al., 2020; Wu and Dredze, 2020). We believe that introducing language models that better incorporate diverse and low-resource languages will increase accessibility to NLP technologies in these languages and can also help improve cross-lingual transfer (Malkin et al., 2022).

In this work, we ask the following research questions: *Can we increase performance for low-resource languages without hurting the performance on high-resource languages? Does a better trade-off between high- and low-resource languages improve cross-lingual transfer?* To do so,

* Equal contribution. The order was decided by a coin toss.

[†] Work done while visiting the Hebrew University.

¹We will make all of our code and resources publicly available.

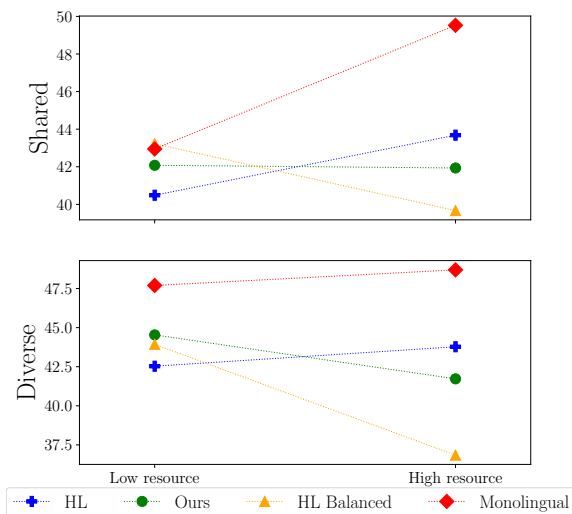


Figure 1: *Our teacher-student approach presents the overall best combination for low and high-resource languages among multilingual models.* This figure presents average MRR results in masked language modeling for both low- and high-resource languages. Results are reported for a Latin-script language set (Shared) and a set with diverse scripts (Diverse). Our teacher-student model is compared with two competing models trained with hard labels (HL) on balanced and unbalanced data and monolingual baselines. The standard HL model excels in high-resource languages but underfits low-resource languages. Balancing by capping the data size of all languages to the amount of the least resourceful one (HL balanced) improves results for low-resource languages at the cost of high-resource performance. Having a diverse script across languages does not interfere with these results.

we distill multiple teachers optimized for various languages into a single multilingual student model, using a small balanced multilingual dataset.

Sections 2, 3 provide background and define our new training procedure based on teacher-student knowledge distillation from multiple monolingual teachers. Then in Sections 4 and 5, we present two sets of experiments to validate our method and

show that it indeed balances the performance of multilingual models while maintaining or improving their cross-lingual capabilities (Section 6).

2 Background

Soft vs. Hard Labels We use the self-supervised masked language modeling objective. This objective is usually trained by optimizing a cross-entropy loss between the model’s predicted distribution over all tokens and the one-hot vector representing the masked word. This loss depends only on the model’s probability for the specific masked token y_{gold} (*hard label*) in the input sentence:

$$\mathcal{L}_{HARD} = -\log(P(y_{gold})) \quad (1)$$

However, there are many cases with more than one appropriate mask candidate.² Given an Oracle (or strong LM) \hat{M}_l , one can use its output distribution for a given mask as a soft label. In this case, a good Oracle would prioritize all valid candidates. The loss in this case becomes:

$$\mathcal{L}_{SOFT} = -\sum_{y \in V} P_{\hat{M}_l}(y) \log \frac{P(y)}{P_{\hat{M}_l}(y)} \quad (2)$$

The Oracle’s distribution over a mask entails valuable knowledge about the relation of the vocabulary to other tokens in the context and the masked token’s synonyms (Tsai et al., 2019; Sanh et al., 2019). That is,

Proposition 1 (Soft labels) *For a given masked word: \mathcal{L}_{SOFT} conveys more linguistic information than \mathcal{L}_{HARD} .*

This phenomenon was also applied in the multilingual domain. Sun et al. (2020) use a soft-label loss to train a multilingual translation system distilled from many systems translating single language pair each.

Balanced Multilingual Language Modeling

Several works on multilingual language modeling addressed the mitigation of low-resource language under-representation largely using post-hoc or language-specific solutions. Chau et al. (2020) change the model vocabulary to better account for low-resource languages, while Muller et al. (2021) transliterate tokens of low-resource languages to

²For instance, both ‘car’ and ‘truck’ are valid candidates for the mask in ‘Driving a [MASK] requires a driving licence’. Even if car is the hidden word, punishing the model for predicting truck is not desired.

the most similar available high-resource language in a pre-trained multilingual model.

Approaches to achieve balanced-performance multilingual language models often rely on immense amounts of data. For instance XLM-R, (Conneau et al., 2020) performs better and is more balanced than mBERT (Devlin et al., 2019), although still skewed towards high-resource. This is achieved at the cost of adding a disproportionate amount of data³.

3 Teacher-Student Setting for Multilingual Language Models

In our approach, we train a multilingual student using the masked-language modeling objective, and a collection of monolingual teachers optimized for each of student’s languages. All models share the same multilingual vocabulary. To train the student, we balance its training data by truncating it to the data size of the lowest resource language. Thanks to equally truncated multilingual data, the student model is not prone to under-fit low-resource languages. To mitigate the effect of smaller data size, we rely on Proposition 1 during training: For a mask in a given language, we use the language-specific teacher’s distribution over the mask and insert it to Equation 2 as a soft label. We hypothesize that this allows the student to gain broader teachers’ knowledge in its language and thus compensate for less data available.

Formally, given a set of two languages $L = \{l_1, l_2\}$, their corresponding teachers T_{l_1}, T_{l_2} , and their data $D = \{D_1, D_2\}$ we teach the student model using the two teachers (which are trained for l_1, l_2). For student training, we truncate the data size of all languages in D to the smallest dataset size ($\min(|D_1|, |D_2|)$) This approach is easily generalized for K languages and is explained for two languages solely for simplicity.

In relation to previous work As mentioned in the last section, there were multiple settings utilizing knowledge distillation in training NLP models. However, to the best of our knowledge, we are the first to showcase how to distill knowledge from multiple models into a single model. In this aspect, our work is different from Heffernan et al. (2022) who use one teacher model and train for machine translation task. Contrary to the approaches of Tsai et al. (2019); Sanh et al. (2019), we do not

³2.5TB of text, which is several amounts of magnitude bigger than mBERT’s

Shared Script			Diverse Script	
Size	Code	Name	Code	Name
100	en	English	ru	Russian
100	de	German	de	German
50	es	Spanish	ko	Korean
30	hu	Hungarian	el	Greek
20	vi	Vietnamese	hi	Hindi
10	tr	Turkish	te	Telugu
10	eu	Basque	ur	Urdu

Table 1: Pre-training datasets for each language (in millions of characters) sampled from Wikipedia.

scale down student models but constraint training datasets.

4 Experimental Setting and Procedure

In this section, we elaborate on the setting for our experiments, which are described in Section 5. We present the data selection process for our experiments in Section 4.1, then we describe the architectures and hyperparameters of our teacher, student, and baselines in Section 4.2.

4.1 Data Selection and Processing

We collect pretraining data from Wikipedia.⁴ We aim to represent high and low-resource languages with a varying set of linguistic features.

We identify high-resource languages in those sets as languages with 50 or 100 million characters in their corpus, while low-resource languages’ corpora consist of 10, 20, and 30 million characters. These corpora were obtained by randomly choosing sentences from each language’s full corpus.

Throughout our experiments, we compare shared and non-shared scripts as it has been suggested to be an important factor for multilingual performance (K et al., 2020; Muller et al., 2021; Malkin et al., 2022). We choose two sets of 7 languages, one shares Latin script and the other has distinct scripts. Each set on its own represents a wide variety of languages spanning diverse typological features. We include German in both sets, to compare its performance in both settings (Table 1).

For downstream tasks, we use POS annotations from Universal Dependencies (Nivre et al., 2020) and NER annotated Wikipedia data (Pan et al., 2017). Both datasets are included in the XTREME benchmark Hu et al. (2020). We choose all avail-

⁴Obtained and cleaned using wikiextractor (Attardi, 2015).

able data per language (more details can be found in the Appendix in Section D.2).

4.2 Model Architecture and Training Parameters

Our teacher, student, and baseline architectures and hyper-parameter choices are the same as in the specification of BERT model (Devlin et al., 2019).⁵

Each teacher is a monolingual model trained with *hard labels*. The teachers are trained on the full training corpus available in their language.

In a student model, we distill the knowledge of multiple monolingual teachers into a multilingual student as described in Section 3. The distillation into the student for each script-set is performed on 7 monolingual corpora each constrained to 10 million characters.

We compare the students’ performance with multilingual models trained with *hard labels* on the standard masked language modeling task. We train a baseline model on the whole data, with 4 low-resource languages and 3 high-resource languages in each script-set, denoted *HL*. Additionally, we train another model on corpora constrained to 10 million characters for each language, denoted *HL balanced*.

5 Experiments

We validate our method using two experiments. First, we ascertain that our method indeed improves performance for low-resource languages while maintaining performance for high-resource languages. This is done by evaluating our approach in masked language modeling against two multilingual controls. Second, we show that our method is competitive for cross-lingual transfer. To do so we take the pre-trained models in the previous step and probe them on two downstream tasks: *Part of Speech Tagging* and *Named Entity Recognition*.

5.1 Balanced Multilingual Modeling

We evaluate masked language modeling performance on monolingual test sets by measuring *mean reciprocal rank* (MRR). Since the performance of multilingual models is often compared to the performances of monolingual baselines, we report the average performance difference between a given multilingual model and the monolingual models

⁵All differences from the original setting are stated in Appendix Section E

Script	Lang. Set	HL	HL Balanced	Ours
Shared	Low-Res.	-2.5	0.3	-0.1
	High-Res.	-5.8	-10	-7.6
	All	-3.9	-4.0	-3.7
Diverse	Low-Res.	-5.1	-3.8	-3.1
	High-Res.	-5.0	-12	-7.0
	All	-5.0	-7.2	-4.7

Table 2: Average difference from monolingual baselines (Equation 3, higher is better) calculated on MRR scores. Our teacher-student model achieves better results on the entire data in both shared and diverse scripts. It is otherwise between the baselines, except for shared script where it is better for low-resource.

associated with the languages in its pre-training set. This is aimed to capture *balanced multilingual language-modeling*, where the performance over languages is not skewed w.r.t to their monolingual potential. For a given multilingual model M_L , we use our monolingual teachers (denoted \hat{M}_l) to compute this measure as follows:

$$\mathcal{D}(M_L, L) := \frac{1}{|L|} \sum_{l \in L} (\text{score}_{M_L}(l) - \text{score}_{\hat{M}_l}(l)) \quad (3)$$

5.2 Downstream probing.

We use the models trained in the previous experiment and train a probe to predict POS and NER. A probe is a linear classifier trained on top of the frozen base model, aimed to assess the inherent quality of its representations (Belinkov, 2022). We measure the models’ performance in two cases: when the training and test datasets are in the same language (denoted IN-LANG), and when a probe trained for a language is tested on another one (denoted ZERO-SHOT). To measure the cross-lingual transfer of a model M from a language l_1 to a language l_2 we use the zero-shot transfer score suggested by Hu et al. (2020).

6 Results

In this section, we report the experimental results on our test sets, in three language sets grouped by the amount of data available in pre-training, i.e., low-resource, high-resource, and all data.

We report the results of our pretraining experiment in Table 2 and Figure 1. The table summarizes balanced multilingual scores (Equation 3) for our method and the two control baseline models. The figure summarizes the trends seen when switching evaluations from low- to high-resource. Following,

	Lang. set	HL		HL balanced		Ours	
		I-L	Z-S	I-L	Z-S	I-L	Z-S
Shared	Low-Res	35.2	33.4	35.5	34.3	36.6	34.5
	High-Res	83.3	33.7	81.2	32.4	84.3	33.8
	{de}	87.1	32.3	84.1	32.2	86.8	33.0
	All	55.8	33.5	55.1	33.5	57.0	34.2
Diverse	Low-Res	53.1	35.8	54.6	34.9	55.7	35.9
	High-Res	76.8	36.2	73.4	34.7	77.3	36.8
	{de}	87.7	36.8	83.3	35.3	87.4	38.1
	All	63.3	36.0	62.7	34.8	64.9	36.3

(a) Accuracy of POS probing.

	Lang. set	HL		HL balanced		Ours	
		I-L	Z-S	I-L	Z-S	I-L	Z-S
Shared	Low-Res	26.5	23.7	27.9	24.3	29.8	23.9
	High-Res	34.2	24.9	34.7	24.7	37.6	26.0
	{de}	31.4	27.4	32.1	25.7	32.0	23.9
	All	29.8	24.2	30.8	24.5	33.1	24.8
Diverse	Low-Res	25.7	12.8	28.0	13.8	29.9	12.9
	High-Res	32.8	14.9	29.9	15.1	37.2	17.1
	{de}	32.5	14.8	31.5	15.7	35.3	17.2
	All	28.7	13.7	28.8	14.4	33.0	14.7

(b) Macro F1 of NER probing.⁶

Table 3: For each model and language set we report average IN-LANG performance (probe trained and tested on the same language) and average ZERO-SHOT performance (probe trained on one language and tested on another). Each ZERO-SHOT number is an average result across all source languages and target languages in the indicated language set. Each entry is a mean of 5 runs with different probe initialization.

we address our research questions in light of these results:

Can we improve low resource performance while preserving high resource performance?

Our method offers a good trade-off between performance on high- and low-resource language groups, significantly improving low-resource performance without losing much on high-resource (Figure 1).

Our model achieves the best difference from the monolingual score (Equation 3) when calculated over all languages, in both script settings. low- and high-resource languages are dominated by *HL balanced* and *HL* respectively except for the shared vocab setting where our method has the best score for low-resource languages as well (Table 2).

Does a better trade-off between high- and low-resource languages improve cross-lingual transfer?

Our method achieves better or on-par average results in both POS tagging and NER, for both

⁶We compute F1 on token level instead of on entity level as typically done for NER. Please refer to Section 7 for further discussion.

low and high resource languages, in both IN-LANG and ZERO-SHOT transfer evaluations (Tables 3).⁷

Does a shared script between languages affect multilingual modeling? The relation between our method and the baselines is kept regardless of the script used for the languages.

For low-resource, shared script set results are consistently closer to monolingual results compared to the diverse script set. The trend changes in high-resource, for our model and *HL* (Table 2). German MRR was higher when coupled with non-Latin script languages. The performance difference is 0.4 and 0.9 percent in favor of diverse script, for *HL* and our model. *HL balanced* scores 2.8% difference in favor of Latin script. Table 3 shows one exception to this. Results on German POS tagging are better in shared-script, as opposed to NER.

This implies that diverse script can benefit multilingual modeling when we reveal enough monolingual data. Overall, those findings align with previous results suggesting that shared vocabulary is not necessary for good multilingual performance (K et al., 2020; Malkin et al., 2022).

7 Limitations

Restricted model size and training. Due to limited computational resources, we performed experiments for models significantly smaller than the ones developed by the industry. We based our down-scaling choices on previous ablation studies on cross-lingual models (K et al., 2020). In line with their findings, we prioritized model depth (6 hidden layers) over width (4 attention heads). Also, we examine only BERT based models. This work serves as a proof of concept for a new multilingual language modeling, and future work can extend the study to bigger models with different architectures.

Restricted data. We decided to train our models on sub-sampled Wikipedia to achieve reasonable training times. As shown in appendix B.2 the chosen sample follows the resource-richness trend across languages but does not fully reflect the imbalance between high- and low-resource languages. Nevertheless, we think that this issue does not weaken our point, as even our “unbalanced” baseline model is trained on less skewed data than currently deployed multilingual models. Furthermore, we train our models on 7 languages. Our

method needs to be verified on larger data amounts and broader language sets.

Naive balancing method. Since we truncate our training to the size of the smallest low-resource languages, which might be a naive and aggressive approach leading to a suboptimal performance on our available data. However, our simple approach achieves good results even with naive balancing. Future work can extend it with complex data balancing approaches, such as weighing training data using a learned data scorer (as done in Wang et al. (2020)).

Teacher model availability. Our teacher-student training method assumes the existence of pre-trained monolingual teachers for each considered language, which is considerably less sustainable than training only one multilingual model. Nevertheless, we believe that it is possible to re-use publicly available models as teachers for high-resource languages, while for low-resource languages, competitive results can be obtained with smaller models requiring less computation (Hoffmann et al., 2022). Because our distillation method works on predicted distribution and not latent representations, to combine knowledge of teachers from multiple source languages, we will need to align their vocabularies, which was shown to be feasible by Artetxe et al. (2020); Rust et al. (2021).

Metrics for probing tasks. To evaluate probing for NER we used macro-F1 measured per token and not per entity as in usual NER evaluation. We observed that the probes underperformed in correctly classifying all tokens in a single entity. It led to overall low results in regular F1 that would not allow meaningful comparison between analyzed models. Importantly, macro-F1 equally weights the performance in predicting each class. Thus, it is appropriate to evaluate NER task, where most tokens are annotated as not belonging to any entity.

8 Conclusions

We propose a novel way of training multilingual language models, aimed to balance the models’ performance for languages with uneven data sizes. The models trained by our method perform better than standard models in modeling low-resource languages while maintaining performance on high-resource languages. Noticeably, our method gives better results overall than simply sub-sampling data. Lastly, our model is a good representation learner

⁷Full per language results with standard deviations can be found in the Appendix (Tables 6, 7).

for downstream tasks and has beaten or matched our baselines for two probing tasks.

Taken together, our results suggest a new direction for multilingual modeling that accounts for a more balanced representation of the models' linguistic performance while potentially increasing cross-lingual transfer.

Acknowledgements

This work was supported in part by a research gift from the Allen Institute for AI, and a research grant 2336 from the Israeli Ministry of Science and Technology. Tomasz Limisiewicz's visit to the Hebrew University has been supported by grant 338521 of the Charles University Grant Agency and the Mobility Fund of Charles University.

References

- Mikel Artetxe, Sebastian Ruder, and Dani Yogatama. 2020. [On the cross-lingual transferability of monolingual representations](#). In *Proceedings of the 58th Annual Meeting of the Association for Computational Linguistics*, pages 4623–4637, Online. Association for Computational Linguistics.
- Giuseppe Attardi. 2015. Wikiextractor. <https://github.com/attardi/wikiextractor>.
- Yonatan Belinkov. 2022. [Probing classifiers: Promises, shortcomings, and advances](#). *Computational Linguistics*, 48(1):207–219.
- Ethan C. Chau, Lucy H. Lin, and Noah A. Smith. 2020. [Parsing with multilingual BERT, a small corpus, and a small treebank](#). In *Findings of the Association for Computational Linguistics: EMNLP 2020*, pages 1324–1334, Online. Association for Computational Linguistics.
- Alexis Conneau, Kartikay Khandelwal, Naman Goyal, Vishrav Chaudhary, Guillaume Wenzek, Francisco Guzmán, Edouard Grave, Myle Ott, Luke Zettlemoyer, and Veselin Stoyanov. 2020. [Unsupervised cross-lingual representation learning at scale](#). In *Proceedings of the 58th Annual Meeting of the Association for Computational Linguistics*, pages 8440–8451, Online. Association for Computational Linguistics.
- Jacob Devlin, Ming-Wei Chang, Kenton Lee, and Kristina Toutanova. 2019. [BERT: Pre-training of deep bidirectional transformers for language understanding](#). In *Proceedings of the 2019 Conference of the North American Chapter of the Association for Computational Linguistics: Human Language Technologies, Volume 1 (Long and Short Papers)*, pages 4171–4186, Minneapolis, Minnesota. Association for Computational Linguistics.
- Kevin Heffernan, Onur Çelebi, and Holger Schwenk. 2022. [Bitext mining using distilled sentence representations for low-resource languages](#). *arXiv preprint arXiv:2205.12654*.
- Jordan Hoffmann, Sebastian Borgeaud, Arthur Mensch, Elena Buchatskaya, Trevor Cai, Eliza Rutherford, Diego de Las Casas, Lisa Anne Hendricks, Johannes Welbl, Aidan Clark, Tom Hennigan, Eric Noland, Katie Millican, George van den Driessche, Bogdan Damoc, Aurelia Guy, Simon Osindero, Karen Simonyan, Erich Elsen, Jack W. Rae, Oriol Vinyals, and Laurent Sifre. 2022. [Training compute-optimal large language models](#).
- Junjie Hu, Sebastian Ruder, Aditya Siddhant, Graham Neubig, Orhan Firat, and Melvin Johnson. 2020. [XTREME: A massively multilingual multi-task benchmark for evaluating cross-lingual generalisation](#). In *Proceedings of the 37th International Conference on Machine Learning, ICML 2020, 13-18 July 2020, Virtual Event*, volume 119 of *Proceedings of Machine Learning Research*, pages 4411–4421. PMLR.
- Pratik Joshi, Sebastin Santy, Amar Budhiraja, Kalika Bali, and Monojit Choudhury. 2020. [The state and fate of linguistic diversity and inclusion in the NLP world](#). In *Proceedings of the 58th Annual Meeting of the Association for Computational Linguistics*, pages 6282–6293, Online. Association for Computational Linguistics.
- Karthikeyan K, Zihan Wang, Stephen Mayhew, and Dan Roth. 2020. [Cross-lingual ability of multilingual BERT: an empirical study](#). In *8th International Conference on Learning Representations, ICLR 2020, Addis Ababa, Ethiopia, April 26-30, 2020*. OpenReview.net.
- Dan Malkin, Tomasz Limisiewicz, and Gabriel Stanovsky. 2022. [A balanced data approach for evaluating cross-lingual transfer: Mapping the linguistic blood bank](#). In *Proceedings of the 2022 Conference of the North American Chapter of the Association for Computational Linguistics: Human Language Technologies*, pages 4903–4915, Seattle, United States. Association for Computational Linguistics.
- Benjamin Muller, Antonios Anastasopoulos, Benoît Sagot, and Djamé Seddah. 2021. [When being unseen from mBERT is just the beginning: Handling new languages with multilingual language models](#). In *Proceedings of the 2021 Conference of the North American Chapter of the Association for Computational Linguistics: Human Language Technologies*, pages 448–462, Online. Association for Computational Linguistics.
- Joakim Nivre, Marie-Catherine de Marneffe, Filip Ginter, Jan Hajič, Christopher D. Manning, Sampo Pyysalo, Sebastian Schuster, Francis Tyers, and Daniel Zeman. 2020. [Universal Dependencies v2: An evergrowing multilingual treebank collection](#).

- In *Proceedings of the 12th Language Resources and Evaluation Conference*, pages 4034–4043, Marseille, France. European Language Resources Association.
- Xiaoman Pan, Boliang Zhang, Jonathan May, Joel Nothman, Kevin Knight, and Heng Ji. 2017. [Cross-lingual name tagging and linking for 282 languages](#). In *Proceedings of the 55th Annual Meeting of the Association for Computational Linguistics (Volume 1: Long Papers)*, pages 1946–1958, Vancouver, Canada. Association for Computational Linguistics.
- Phillip Rust, Jonas Pfeiffer, Ivan Vulić, Sebastian Ruder, and Iryna Gurevych. 2021. [How good is your tokenizer? on the monolingual performance of multilingual language models](#). In *Proceedings of the 59th Annual Meeting of the Association for Computational Linguistics and the 11th International Joint Conference on Natural Language Processing (Volume 1: Long Papers)*, pages 3118–3135, Online. Association for Computational Linguistics.
- Victor Sanh, Lysandre Debut, Julien Chaumond, and Thomas Wolf. 2019. [Distilbert, a distilled version of bert: smaller, faster, cheaper and lighter](#). In *NeurIPS EMC2 Workshop*.
- Haipeng Sun, Rui Wang, Kehai Chen, Masao Utiyama, Eiichiro Sumita, and Tiejun Zhao. 2020. [Knowledge distillation for multilingual unsupervised neural machine translation](#). In *Proceedings of the 58th Annual Meeting of the Association for Computational Linguistics*, pages 3525–3535, Online. Association for Computational Linguistics.
- Henry Tsai, Jason Riesa, Melvin Johnson, Naveen Arivazhagan, Xin Li, and Amelia Archer. 2019. [Small and practical BERT models for sequence labeling](#). In *Proceedings of the 2019 Conference on Empirical Methods in Natural Language Processing and the 9th International Joint Conference on Natural Language Processing (EMNLP-IJCNLP)*, pages 3632–3636, Hong Kong, China. Association for Computational Linguistics.
- Xinyi Wang, Yulia Tsvetkov, and Graham Neubig. 2020. [Balancing training for multilingual neural machine translation](#). In *Proceedings of the 58th Annual Meeting of the Association for Computational Linguistics*, pages 8526–8537, Online. Association for Computational Linguistics.
- Shijie Wu and Mark Dredze. 2020. [Are all languages created equal in multilingual BERT?](#) In *Proceedings of the 5th Workshop on Representation Learning for NLP*, pages 120–130, Online. Association for Computational Linguistics.
- Yonghui Wu, Mike Schuster, Zhifeng Chen, Quoc V Le, Mohammad Norouzi, Wolfgang Macherey, Maxim Krikun, Yuan Cao, Qin Gao, Klaus Macherey, et al. 2016. [Google’s neural machine translation system: Bridging the gap between human and machine translation](#). *ArXiv preprint*, abs/1609.08144.

Lang.	POS		NER	
	train	test	train	test
de	166849	22458	20000	10000
es	28492	3147	20000	10000
en	21253	5440	20000	10000
eu	5396	1799	10000	10000
hu	910	449	20000	10000
tr	3664	4785	20000	10000
vi	1400	800	20000	10000
ru	67435	11336	20000	10000
ko	27410	4276	20000	10000
el	28152	2809	20000	10000
hi	13304	2684	5000	1000
te	1051	146	1000	1000
ur	4043	535	20000	1000

Table 4: Number of training and testing sentences for POS and NER tasks in XTREME data collection. The data were used to train and evaluate probes on top of analysed models.

A Appendix

In the appendix: we provide details on datasets used in this work Section B; show how proposed teacher-student distillation behaves in the monolingual scenario with just one teacher Section C; present detailed results of our two experimental for each language Section D; provide details of our training procedure and hardware usage Section E.

B Datasets Details

B.1 Data Splits

For pre-training (monolingual) teacher and *HL* models we use Wikipedia splits of sizes indicated in Table 1, for training student and *HL balanced* models we subsample training corpus to 10 million characters. We use validation and test sets containing 10000 Wikipedia sentences each.

For downstream probing, we use train and test splits from XTREME. The numbers of sentences in these splits per language are shown in table 4.

B.2 Correspondence of the Sizes of Our Corpora and Wikipedias

Figure 2 shows the per language correspondence between our corpora size and the whole Wikipedia. The latter was used to pre-train mBERT (Devlin et al., 2019). We observe a good linear fit between character numbers in our corpora and the logarithm

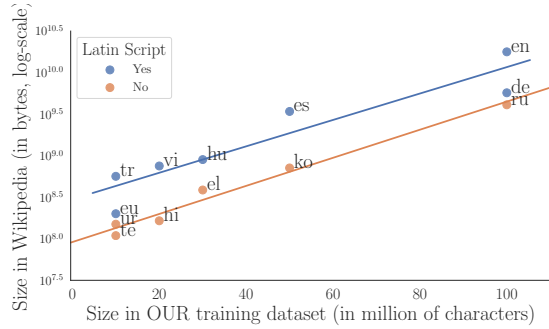


Figure 2: A comparison of high-low resource relation between our choices to Wikipedia, as in mBERT training corpus.

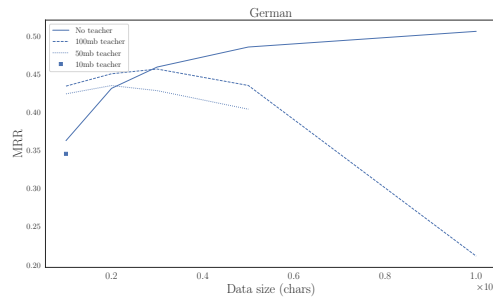


Figure 3: Performance of a language model as the function of training corpora size. The regular HL training is compared with the knowledge distillation to a student on the dataset lower or equal in size than the teacher’s training set.

of Wikipedia byte size. It suggests that the multilingual imbalance is even more severe in the real world than in our sample dataset.

C Teacher-Student Method in the Monolingual World

The purpose of this experiment is to visualize how the model’s performance scales with the size of the pre-training dataset. Also, we check the behavior of the teacher-student knowledge distillation with the change of data size used to train a teacher and a student in a monolingual setting.

We train a monolingual model on German Wikipedia data with five sizes (in million of characters): 10, 20, 30, 50, and 100. Subsequently, we designate 10, 50, and 100 million character models as teachers and distill their knowledge into students on the same size or smaller corpus.⁸

As presented in figure 3, the teacher performance

⁸In monolingual knowledge distillation, we used a learning rate 5 times higher than in the default BERT training script. This choice led to better results.

	Shared script	Diverse script
HL	-2.9	-2.5
HL Balanced	-9.2	-12
Ours	-6.1	-5.2

Table 5: Difference from monolingual baseline, for German. German achieves better results in diverse script, except for *HL Balanced*. This suggest that diverse script might help increase language modeling performance.

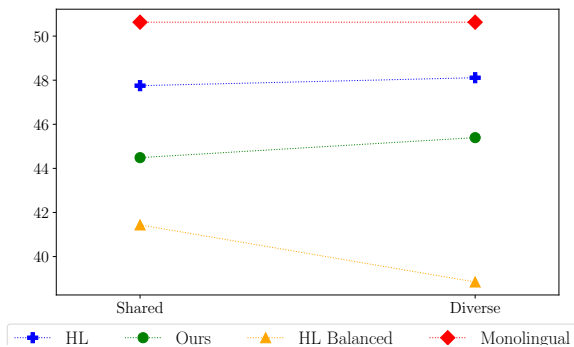


Figure 4: MRR scores for German trained in the set of languages with shared script and diverse script. We observe slight improvement for diverse script over shared script, and significant deterioration for *HL Balanced*.

can be nearly matched by a student trained on a considerably smaller corpus. For the teacher trained on the largest split, the student performance rises steadily with the increase of distillation dataset from 10 to 30 million characters and drops after that point. The performance of the student trained on 100 million characters is noticeably low. It is a sign of over-fitting, as in our setting, distillation set is always a subset of the teacher’s training set. Also, in the case of teachers trained on smaller corpora, distillation on the dataset of the same size (as the teacher training set) leads to a drop in performance. Therefore, we claim that the distillation is beneficial when the teacher’s training set is larger than the student’s one.

D Per Language Results

D.1 German: Comparing Shared and Diverse Scripts

Table 5 and Figure 4 present masked language modeling performance for German for three analyzed multilingual model types. German is the language included both in the shared and diverse script language sets. Therefore the results allow comparing which setting is more effective in multilingual language modeling.

D.2 Results for Every Language

We present per language results in masked language modeling performance in Figure 5 and for probing tasks (POS and NER) in Tables 6 and 7.

E GPUs and training procedures

All of our models (monolingual teachers, students, and multilingual models trained using *hard labels*) are trained on a single GPU core.

We used varying GPUs architectures allocated for each model upon availability (nvidia gtx 980, tesla M60, and RTX 2080Ti). Training time varied between 1 to 3 hours for monolingual models (depending on the data size, language, and GPU core). Multilingual models’ training took around 18 hours to complete. Early stopping was used for all models based on results on a balanced dev set.

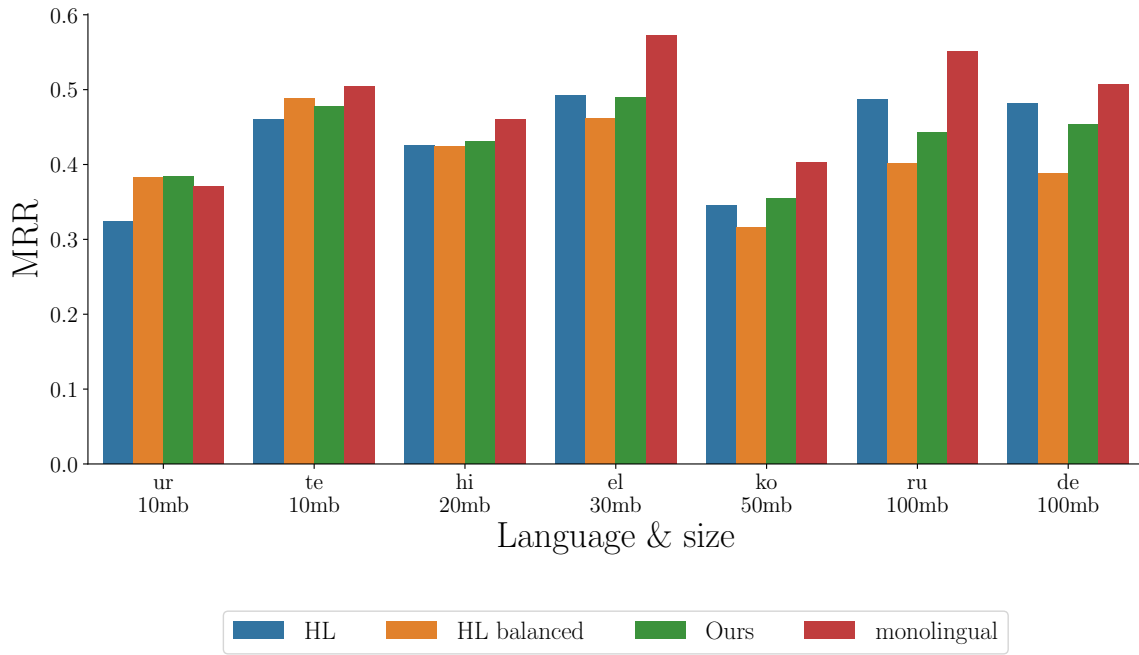
MLM evaluation was run on the same machines as training or on CPU. the run time ranged from 2 to 4 hours. Training a probe on top of a frozen model took from 1 to 20 minutes, depending on the number of training examples available for a language. The evaluation time on a downstream task was less than 2 minutes.

E.1 Models’ Architecture and Hyper-parameters

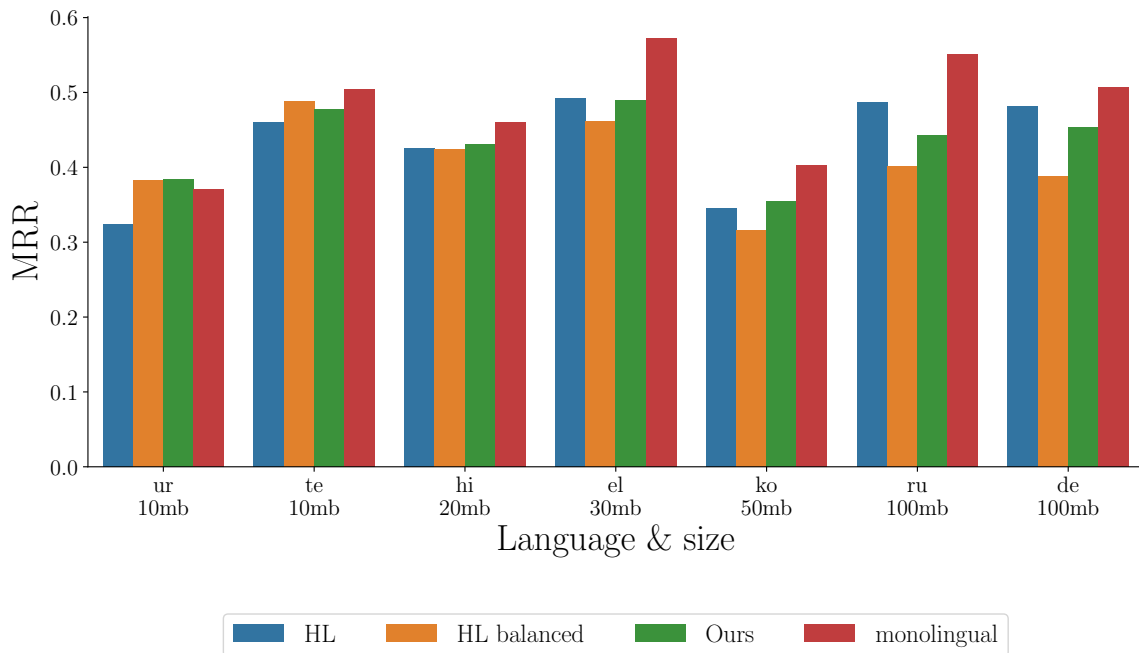
Each of our models comprises of: 6 hidden layers and 4 attention heads, an MLM task head. The embedding dimension is 512 and sentences were truncated to 128 tokens. In total, our models consist of 51193168 parameters. We train a single uncased wordpiece tokenizer (Wu et al., 2016) on the 100mb splits of 15 languages.⁹ Before tokenization, we strip accents for all the languages except Korean.

We train all models for 10 epochs, with a batch size of 8. We used linear decay of the learning rate with the initial value of $5e-5$. Exact configurations and parameters are available in our code.

⁹13 languages presented in Table 1 with Hebrew and Lithuanian that were added for future experiments.



(a) Shared Script (Latin)



(b) Diverse Script

Figure 5: The figures present MRR results for each language. Our model is compared with baselines: *HL balanced*, *HL* and monolingual models. We observe similar trends as in Figure 1 at higher granularity.

Script	Lang.	HL		HL balanced		Ours	
		In-Lang	Zero-Shot	In-Lang	Zero-Shot	In-Lang	Zero-Shot
Shared	de	87.1 \pm 0.0	32.3 \pm 0.9	84.1 \pm 0.0	32.2 \pm 1.0	86.8 \pm 0.0	33.0 \pm 1.1
	en	79.5 \pm 0.1	34.2 \pm 1.4	77.4 \pm 0.2	32.1 \pm 2.1	81.1 \pm 0.2	34.1 \pm 1.3
	es	83.1 \pm 0.1	34.6 \pm 1.7	82.0 \pm 0.1	32.8 \pm 1.7	84.8 \pm 0.1	34.2 \pm 1.0
	eu	56.3 \pm 1.2	34.1 \pm 1.2	58.1 \pm 1.5	35.0 \pm 2.7	58.2 \pm 0.7	33.1 \pm 2.2
	hu	18.5 \pm 3.5	37.4 \pm 1.0	16.6 \pm 3.4	37.9 \pm 1.7	18.5 \pm 5.2	39.5 \pm 1.2
	tr	40.5 \pm 2.2	33.3 \pm 1.5	40.6 \pm 3.8	34.5 \pm 2.2	42.1 \pm 2.6	34.1 \pm 2.6
	vi	25.5 \pm 2.2	28.7 \pm 1.1	26.9 \pm 3.1	29.9 \pm 1.3	27.7 \pm 4.5	31.3 \pm 1.9
Diverse	de	87.7 \pm 0.0	36.8 \pm 0.9	83.3 \pm 0.0	35.3 \pm 1.1	87.4 \pm 0.0	38.1 \pm 0.3
	ru	79.0 \pm 0.0	36.9 \pm 0.9	74.0 \pm 0.1	36.9 \pm 1.2	78.6 \pm 0.1	38.8 \pm 1.5
	ko	63.7 \pm 0.2	34.8 \pm 1.6	62.8 \pm 0.2	31.9 \pm 1.8	65.8 \pm 0.2	33.5 \pm 1.2
	el	66.6 \pm 0.2	29.9 \pm 1.1	66.7 \pm 0.2	27.0 \pm 1.0	69.0 \pm 0.3	30.8 \pm 1.4
	hi	70.7 \pm 0.2	34.9 \pm 0.8	69.6 \pm 0.1	34.7 \pm 1.9	70.8 \pm 0.4	36.0 \pm 1.6
	te	25.1 \pm 9.9	42.1 \pm 1.8	30.0 \pm 8.4	43.0 \pm 1.2	28.4 \pm 6.0	42.6 \pm 1.3
	ur	50.0 \pm 1.0	36.3 \pm 0.6	52.2 \pm 3.4	34.7 \pm 0.8	54.4 \pm 2.0	34.1 \pm 1.4

Table 6: Accuracy of POS probing for each language. Standard deviations and mean results are computed based on 5 runs with different initialization of the probe.

Script	Lang.	HL		HL balanced		Ours	
		In-Lang	Zero-Shot	In-Lang	Zero-Shot	In-Lang	Zero-Shot
Shared	de	31.4 \pm 0.6	27.4 \pm 1.0	32.1 \pm 0.4	25.7 \pm 0.4	32.0 \pm 0.7	26.9 \pm 1.1
	en	33.0 \pm 0.5	24.9 \pm 0.7	33.3 \pm 0.4	24.8 \pm 0.2	37.8 \pm 0.7	25.9 \pm 0.9
	es	38.2 \pm 0.6	22.6 \pm 0.3	38.8 \pm 1.3	23.7 \pm 0.7	42.9 \pm 1.0	25.4 \pm 1.7
	eu	20.6 \pm 2.0	27.3 \pm 0.9	18.5 \pm 1.3	27.9 \pm 0.9	20.5 \pm 0.9	25.9 \pm 1.0
	hu	26.6 \pm 0.5	24.3 \pm 0.9	26.8 \pm 1.0	25.3 \pm 0.4	30.2 \pm 0.6	26.1 \pm 0.9
	tr	27.3 \pm 0.5	24.4 \pm 1.0	30.8 \pm 0.5	25.4 \pm 0.4	29.5 \pm 0.4	24.2 \pm 0.4
	vi	31.5 \pm 1.4	18.7 \pm 0.5	35.5 \pm 0.5	18.6 \pm 0.5	39.0 \pm 1.5	19.2 \pm 1.3
Diverse	de	32.5 \pm 0.8	14.8 \pm 0.6	31.5 \pm 0.7	15.7 \pm 0.7	35.3 \pm 0.4	17.2 \pm 1.0
	ru	33.7 \pm 0.8	15.8 \pm 0.7	29.9 \pm 0.7	14.6 \pm 0.7	38.0 \pm 0.2	16.8 \pm 0.7
	ko	32.1 \pm 0.4	14.2 \pm 0.4	28.2 \pm 0.5	15.0 \pm 0.4	38.3 \pm 0.8	17.3 \pm 1.1
	el	27.4 \pm 0.7	16.6 \pm 0.6	26.5 \pm 0.9	17.2 \pm 0.8	31.5 \pm 0.6	16.6 \pm 0.6
	hi	16.3 \pm 0.7	12.8 \pm 0.4	18.1 \pm 1.0	14.4 \pm 1.2	15.7 \pm 1.1	13.2 \pm 0.7
	te	13.3 \pm 1.1	13.8 \pm 0.5	14.6 \pm 2.0	13.7 \pm 0.4	14.2 \pm 0.6	13.9 \pm 0.2
	ur	45.6 \pm 1.1	7.9 \pm 1.4	52.7 \pm 1.2	10.0 \pm 1.2	58.0 \pm 1.0	8.0 \pm 0.9

Table 7: Macro-F1 of NER probing for each language. Standard deviations and mean results are computed based on 5 runs with different initialization of the probe.