

# Adaptive A/B Tests and Simultaneous Treatment Parameter Optimization

Yuhang Wu<sup>◇</sup>, Zeyu Zheng<sup>◇‡</sup>, Guangyu Zhang<sup>‡</sup>, Zuohua Zhang<sup>‡</sup>, Chu Wang<sup>‡</sup>

<sup>◇</sup> Department of Industrial Engineering and Operations Research, University of California, Berkeley, CA

<sup>‡</sup> Amazon.com Inc, Seattle, Washington

Constructing asymptotically valid confidence intervals through a valid central limit theorem is crucial for A/B tests, where a classical goal is to statistically assert whether a treatment plan is significantly better than a control plan. In some emerging applications for online platforms, the treatment plan is not a single plan, but instead encompasses an infinite continuum of plans indexed by a continuous treatment parameter. As such, the experimenter not only needs to provide valid statistical inference, but also desires to effectively and adaptively find the optimal choice of value for the treatment parameter to use for the treatment plan. However, we find that classical optimization algorithms, despite of their fast convergence rates under convexity assumptions, do not come with a central limit theorem that can be used to construct asymptotically valid confidence intervals. We fix this issue by providing a new optimization algorithm that on one hand maintains the same fast convergence rate and on the other hand permits the establishment of a valid central limit theorem. We discuss practical implementations of the proposed algorithm and conduct numerical experiments to illustrate the theoretical findings.

## 1. Introduction

A/B tests, also referred to as A/B testing or online controlled experiments, play an important role in data-driven enterprises to test innovative ideas, evaluate an upgrade or update in products, and support decisions; see [Kohavi et al. \(2020\)](#) for a comprehensive review of A/B tests. Conventionally, the term “A” refers to the control plan, which often describes the current system in use. The term “B” refers to the treatment plan, which often describes a new system that has only been analyzed offline but not tested online yet. The procedure of A/B test typically involves an experiment phase and an inference phase. The experiment phase involves randomly assigning a portion of the samples (i.e., traffic to the platform) to the control plan and the rest to the treatment plan. The inference phase includes deriving an estimator for the average treatment effect (the difference between the expected treatment outcome and the expected control outcome), and establishing a central limit theorem to characterize the asymptotic distribution of the estimator. [Gupta et al. \(2019\)](#) document that A/B tests are massively used at Airbnb, Amazon, Booking.com, eBay, Facebook, Google, LinkedIn, Lyft, Microsoft, Netflix, Twitter, Uber, among other companies; see also [Tang et al. \(2010\)](#), [Kohavi et al. \(2013\)](#), [Kohavi and Longbotham \(2017\)](#), [Johari et al. \(2017\)](#), [Gupta et al. \(2019\)](#), [Guo et al. \(2021\)](#).

For a number of A/B tests implemented in practice, the treatment plan is not a single plan, but involves a continuous parameter, the different value of which can affect the outcome of the treatment plan. For example, when the treatment plan is a newly designed algorithm that selects what advertisement (ad) to display to a customer, such algorithm may involve a “relevance” threshold parameter  $\theta$ . That is, the algorithm chooses to block ads that have a relevance score lower than the threshold parameter as part of the ad selection-and-display process, even if those irrelevant ads may generate decent revenue. When the parameter  $\theta$  takes continuous value, the treatment plan itself effectively has a continuum infinite number of variants, labeled by each choice of value for  $\theta$ . We call such parameter that may affect the treatment plan’s expected outcome as *treatment parameter*.

We consider in this work the problem of adaptive A/B tests with simultaneous treatment parameter optimization. That is, in addition to the standard task of A/B tests to statistically assert whether the treatment plan is better than the control, there is a simultaneous additional task of recommending an optimal choice of value for treatment parameter by the end of experiment. The term “adaptive” means that the experimenter has the ability to sequentially decide, based on adaptively collected information, what choice of value of the treatment parameter to use for the next sample (e.g., customer) that arrives at the experiment.

Technically, the simultaneous additional task of recommending an optimal choice of value for treatment parameter can be viewed as a zeroth-order stochastic optimization problem. The “zeroth-order” term has been used in the literature to indicate that only noisy function value evaluations are available, but no gradient/derivative information of the function value is available. Our considered adaptive A/B tests applications correspond to this zeroth-order indication, because an experimenter can only observe a random outcome from giving a customer a treatment plan with a certain treatment parameter. In general no gradient information is available. Our contribution is summarized as follows.

**Contribution.** We argue that even though classical zeroth-order stochastic optimization algorithms can be used to asymptotically find the optimizer at fast rates under convexity assumptions, they do not come up with a central limit theorem that can be used for valid statistical inference (for example, constructing asymptotically valid confidence intervals).

We fix this gap by providing a new optimization algorithm that on one hand maintains the same fast convergence rate and on the other hand permits the establishment of a valid central limit theorem that can be used to construct asymptotically valid confidence intervals. The new algorithm strategically draws four noisy function value to construct gradient and estimate objective function value, instead of the classical gradient estimator based on two draws of noisy function value .

We prove under a strong convexity assumption that our proposed algorithm enjoys a convergence rate of  $O(T^{-\frac{1}{3}+\varepsilon})$  for any arbitrary small  $\varepsilon > 0$  on the estimator for the optimizer, and simultaneously enjoys an almost optimal central limit theorem (CLT) for the estimated optimal objective function value, a CLT that is almost as good as if the optimal parameter were known.

### 1.1. Related Work

Our work is connected to [Wu et al. \(2017\)](#), [Letham et al. \(2019\)](#), [Balandat et al. \(2020\)](#); they consider the problem of adaptively optimizing a continuous parameter of the treatment plan, using the expected improvement and other approaches under a Bayesian framework. Our work is different in three folds. Our algorithm takes a frequentist view, constructs gradient information using noisy function value observations, and does gradient search, which is different from the Bayesian approach in [Letham et al. \(2019\)](#). Our work develops a central limit theorem (CLT) that can be directly used for large-sample statistical inference, while [Letham et al. \(2019\)](#) does not have a CLT.

Our work is also connected to the literature of stochastic zeroth-order optimization; see [L'Ecuyer and Yin \(1998\)](#), [Ghadimi and Lan \(2013\)](#), [Duchi et al. \(2015\)](#), [Nesterov and Spokoiny \(2017\)](#), [Liu et al. \(2018\)](#), [Balasubramanian and Ghadimi \(2018\)](#), [Ajallooeian and Stich \(2020\)](#) among others. The commonality in our work is that we also need to use zeroth-order noisy function evaluations (i.e., observed outcomes from customers assigned to the treatment plan with different choices of value for the treatment parameter) to construct gradient estimator and do gradient search for optimizing the treatment parameter. Our work additionally provides statistical inference results (because they are needed to assess whether the treatment plan is significantly better than the control under recommended value for the treatment parameter) in addition to the optimization results.

Our work faces one of the harder cases of the general zeroth-order stochastic optimization problems, in the following sense. When constructing a gradient estimator using noisy function value evaluations, we cannot rely on common random numbers for these noisy function value evaluations to reduce the variance the gradient estimator. This is because in the adaptive A/B tests context, each noisy function value evaluation corresponds to an independent and randomly assigned customer, so multiple noisy function value evaluations can only be done independently. This fact leads the algorithm design in our work to be different from the literature; we use four noisy function value draws to construct gradient estimator, instead of the classical two noisy function value draws. The necessity, as we will discuss in the work, is that the classical two noisy function value draws do not lead to valid statistical inference in the A/B test setting when no common randomness can be used.

Our work is connected to the multi-armed bandits literature; see [Auer et al. \(2002\)](#), [Audibert et al. \(2010\)](#), [Gabillon et al. \(2012\)](#), [Garivier and Kaufmann \(2016\)](#) and comprehensive surveys

Lattimore and Szepesvári (2019) and Slivkins et al. (2019). Compared to the multi-armed bandits literature where different arms are usually presumed to be completely disconnected, in our work, the arms are intrinsically connected because they are parameterized by the treatment parameter value. Closer value of the treatment parameter generally leads to closer value in terms of arm. Another difference is that the multi-armed bandits literature uses the metric of regret to quantify algorithm performance, whereas statistical inference is not a primary concern.

**Organization.** In Section 2, we describe the problem setting for *adaptive A/B tests and simultaneous treatment parameter optimization*. Section 3 provides a new algorithm design. In Section 4, we provide theoretical guarantees and central limit theorem for the proposed algorithm. Section 5 presents numerical experiments. Section 6 concludes.

## 2. Problem Setting

### 2.1. Adaptive A/B tests

We first describe the problem setting of a simple adaptive A/B test with one treatment plan and one control plan, without treatment parameter optimization. We then state the the problem setting for adaptive A/B tests and simultaneous treatment parameter optimization in Section 2.2. To put the discussion in context, we presume the control plan to be the currently in-use algorithm that decides what type of advertisement (ad) to display for a customer; whereas the treatment plan is a newly designed algorithm that decides what type of advertisement (ad) to display for a customer. The term “adaptive” means that (i) the experimenter have timely observations for the outcomes of treatment/control and (ii) the experimenter can adaptively adjust the assignment of treatment/control.

To elaborate, the experimenter sets a sampling budget  $N$ , where  $N$  is a positive integer. Customers arrive independently and sequentially. When the  $i$ -th customer arrives, the experimenter chooses either the treatment plan or the control plan to assign to the customer, through the use of some randomization scheme. In the adaptive settings, the experimenter can immediately observe the outcome of the treatment/control, for example, whether the customer clicks on a displayed ad or not. Denote the data collected in the experiment by  $\{I_i, y_i\}_{i=1,2,\dots,N}$ , where  $I_i$  takes value 1 (or 0) representing the  $i$ -th customer receiving the treatment (or control), and  $y_i$  denotes the outcome observed for the  $i$ -th customer. When deciding whether to assign the treatment plan or the control plan to the  $(i+1)$ -th customer, the experimenter has access to the observations of  $\{I_j, y_j\}_{j=1,2,\dots,i}$ .

Once the experiment data  $\{I_i, y_i\}_{i=1,2,\dots,N}$  are collected, a standard estimator the average treatment effect (ATE) (i.e., the difference between the treatment’s expected outcome and the control’s expected outcome) is given by ATE estimator  $\alpha = \frac{\sum_{i=1}^N \mathbf{1}(I_i=1) \cdot y_i}{\sum_{i=1}^N \mathbf{1}(I_i=1)} - \frac{\sum_{i=1}^N \mathbf{1}(I_i=0) \cdot y_i}{\sum_{i=1}^N \mathbf{1}(I_i=0)}$ , where the notation  $\mathbf{1}(\cdot)$  represents the indicator function. A core statistical inference task is to build a valid central limit theorem (CLT) and understand the asymptotic distribution for the ATE estimator when the sample size  $N$  is large.

## 2.2. Adaptive A/B tests with simultaneous treatment parameter optimization

This subsection describes the problem setting for *adaptive A/B tests and simultaneous treatment parameter optimization*. In some practical scenarios, inside the treatment plan is a tunable parameter. When the parameter  $\theta$  takes continuous value, the treatment plan itself effectively has a continuum infinite number of variants, labeled by each choice of value for the treatment parameter  $\theta$ .

Different from the standard adaptive A/B tests, the experimenter now has two simultaneous goals, which can roughly be described as follows. With the experiment that involves  $N$  customers, the experimenter hopes to test whether the treatment plan is better than the control plan; the experimenter also hopes to find a good, or in some sense optimal, choice of value for the tunable treatment parameter  $\theta$ .

Suppose that the treatment parameter  $\theta$  takes value in  $[0, 1]^d$ , where  $d$  is a positive integer. A model that characterizes how the treatment parameter affects the treatment performance is given by

$$Y(\theta) = \mu(\theta) + \sigma(\theta) \cdot \epsilon_\theta, \quad \theta \in [0, 1]^d, \quad (1)$$

where  $\mu(\theta)$  is the expected treatment outcome given the treatment parameter  $\theta$ , the term  $(\sigma(\theta))^2$  is the variance of the treatment outcome, and  $\epsilon_\theta$  is a random variable with mean zero and variance one. For different choices of value for  $\theta$ , the probability distribution of  $\epsilon_\theta$  is allowed to be different. Here is how the model is used to explain the observed experiment data  $\{I_i, y_i\}_{i=1,2,\dots,N}$ . For the  $i$ -th customer, if she is assigned to treatment with treatment parameter  $\theta_i$ , then the observed outcome  $y_i$  is presumed to be an independent realization of the random variable  $Y(\theta_i)$ .

On the control side, if the  $i$ -th customer is assigned to control, then the observed outcome  $y_i$  is presumed to be an independent realization of the random variable  $\tilde{Y} = \tilde{\mu} + \tilde{\sigma} \cdot \tilde{\epsilon}$ , where  $\tilde{\mu}$  is the expected control outcome, the term  $\tilde{\sigma}^2$  is the variance of the control outcome, and  $\tilde{\epsilon}$  is a random variable with mean zero and variance one.

**The experimenter's feasible actions: adaptive treatment/control assignment.** When the  $(i+1)$ -th customer arrives, the experimenter has access to the treatment/control assignment and outcome information for all previous  $i$  customers. The experimenter then decides whether to assign the  $(i+1)$ -th customer to control ( $I_{i+1} = 0$ ) or treatment ( $I_{i+1} = 1$ ); if the decision is treatment, the experimenter chooses a treatment parameter  $\theta_{i+1}$ . Once the  $(i+1)$ -th customer is assigned with treatment or control, an outcome  $y_{i+1}$  is observed immediately. Let  $\mathcal{F}_{i+1} = \{I_j, y_j, \theta_j\}_{j=1,2,\dots,i+1}$ . For all the  $j$ 's that  $I_j = 0$ , the value of  $\theta_j$  can be set as an arbitrary value.

**The experimenter's tasks.** The experimenter has in mind, before the experiment begins, that she will need to deliver the following tasks after the experiment (that involves  $N$  samples) end:

(i) Make a recommendation  $\hat{\theta}$  as the choice of treatment parameter to use, in case the treatment plan is decided to be used for future customers. (ii) Provide an estimator for  $\mu(\hat{\theta}) - \tilde{\mu}$  and prove a central limit theorem (CLT) for the estimator when  $N$  is large. The asymptotic distribution in the CLT is then used to construct valid confidence interval and hypothesis test procedures.

### 3. Algorithm

In this section, we propose an algorithm that the experimenter can use to the two tasks described in the previous section. To focus the discussion on how an algorithm can adaptively search and find a good choice of treatment parameter, we presume that the experimenter sets upfront that out of the  $N$  samples,  $qN$  samples are assigned to treatment and  $(1 - q)N$  are assigned to control, where  $q \in (0, 1)$ ; we omit the operation of taking integer and view  $qN$  as an integer. This presumption is made for algorithm's simplicity. Adaptively changing the value of  $q$  is of orthogonal interest and is not discussed in this paper.

When the optimal  $\theta^*$  is not known a priori, there exists an implicit trade-off between optimization and statistical inference. On the one hand, we need to find a good choice of  $\theta$ , and this goal can generally be achieved by zeroth-order stochastic optimization algorithms. On the other hand, standard optimization algorithms largely lead to an estimator  $\hat{\theta}$ , but may not yield sufficient representative samples to provide the best estimator for the optimal objective value  $\mu(\hat{\theta})$ , which is crucially needed for statistical inference.

At the first glance, a straightforward idea to deal with this implicit trade-off is a “search-then-evaluate” strategy, that is, we first use part (say half) of samples to search for a good estimator  $\hat{\theta}$  for the optimizer  $\theta^*$ , then we fix this  $\hat{\theta}$  and use the remaining samples to draw noisy observations of  $\mu(\hat{\theta})$ . This idea works in the sense that it indeed recommends a  $\hat{\theta}$  that converges to optimizer and also provides a CLT centered at  $\mu(\hat{\theta})$ . However, it can suffer from inefficiency and slower rates in both the searching part and evaluation part. As for the searching procedure, since we only use part of all samples, the estimator for the optimizer may not be good enough compared with those algorithms searching with all samples. For the evaluation part, using part of samples instead of all samples can give a larger than optimal variance in the CLT, which then leads to low statistical power for hypothesis testing. Thus, we accordingly seek for better remedies.

#### 3.1. Our algorithm

In this subsection, we propose an algorithm that adaptively decides how to use the  $T = qN$  samples to search over different choices of value for the treatment parameter  $\theta$ , with the goal to fulfill the dual optimization task and statistical inference task. Our algorithm has following properties: (i) It uses *all*  $T$  samples to do stochastic optimization and has a fast convergence rate as  $\mathbb{E}\|\theta^T - \theta^*\| = O(T^{-\frac{1}{3}+\varepsilon})$ . (ii) For our recommendation  $\hat{\theta}$ , it uses *all*  $T$  samples to construct an estimator of  $\mu(\hat{\theta})$ .

(iii) A CLT holds for our estimator of  $\mu(\hat{\theta})$  and is almost as good as the CLT where hypothetically  $\theta^*$  was known and we sample  $Y(\theta^*)$  for  $T$  times to perform inference for  $\mu(\theta^*)$ .

The flow of our algorithm is as follows. Suppose we have in total  $T$  samples, and we begin with an initial point  $\theta^0$ . In  $t$ -th iteration, to find a descending direction, we randomly sample a vector  $w^t$  uniformly from a unit sphere  $B(0, 1)$ , and define following four points:

$$\theta^+ = \theta^t + c_t w^t, \theta^- = \theta^t - c_t w^t, \quad (2)$$

$$\theta^{++} = \theta^t + k c_t w^t, \theta^{--} = \theta^t - k c_t w^t. \quad (3)$$

Here,  $k > 1$  is an algorithm parameter, and we will talk about how to choose it later. The parameters  $\{c_t\}_{t=1}^T$  are half lengths of finite difference which will also be determined later.

Note that there is no first-order oracle to draw gradient estimator directly. In order to estimate the gradient through some numerical scheme, we will first estimate  $\mu(\theta^+), \mu(\theta^-), \mu(\theta^{++}), \mu(\theta^{--})$ . For some predetermined  $m_1, m_2 \in \mathbb{N}_+$ , define  $m = m_1 + m_2$ , and without loss of generality assume that  $\frac{T}{2m} \in \mathbb{N}$ . We generate an  $m_1$ -element subset  $R_t^{(1)}$  from  $\{1, \dots, 2m_1\}$  through some randomization design. Note that the randomization design should be predetermined to avoid confounding, and a simple example for the randomization design could be that, we randomly choose an  $m_1$ -element subset from all  $m_1$ -element subsets of  $\{1, \dots, 2m_1\}$  with equal probability. Then, for  $i = 1, \dots, 2m_1$ , we sample  $y_{2mt+i}$  as a realization of  $Y(\theta^+)$  if  $i \in R_t^{(1)}$ , and sample  $y_{2mt+i}$  as a realization of  $Y(\theta^-)$  if  $i \notin R_t^{(1)}$ . This can be equivalently written as:

Sample  $y_{2mt+i}$  as a realization of  $I_{\{i \in R_t^{(1)}\}} Y(\theta^+) + (1 - I_{\{i \in R_t^{(1)}\}}) Y(\theta^-)$ .

Here  $I_{\{i \in R_t^{(1)}\}}$  is an indicator function that takes 1 if  $i \in R_t^{(1)}$  and takes 0 otherwise.

Similarly, we can also generate an  $m_2$ -element subset  $R_t^{(2)}$  from  $\{1, \dots, 2m_2\}$  and sample  $y_{2mt+2m_1+i}$  as a realization of  $I_{\{i \in R_t^{(2)}\}} Y(\theta^{++}) + (1 - I_{\{i \in R_t^{(2)}\}}) Y(\theta^{--})$  for  $i = 1, \dots, 2m_2$ . We estimate  $\mu(\theta^+), \mu(\theta^-), \mu(\theta^{++}), \mu(\theta^{--})$  through sample mean as follows:

$$\begin{aligned} \bar{\mu}(\theta^+) &= \sum_{i \in R_t^{(1)}} \frac{y_{2mt+i}}{m_1}, \\ \bar{\mu}(\theta^-) &= \sum_{i \in \{1, \dots, 2m_1\} \setminus R_t^{(1)}} \frac{y_{2mt+i}}{m_1}. \end{aligned} \quad (4)$$

$$\begin{aligned} \bar{\mu}(\theta^{++}) &= \sum_{i \in R_t^{(2)}} \frac{y_{2mt+2m_1+i}}{m_2}, \\ \bar{\mu}(\theta^{--}) &= \sum_{i \in \{1, \dots, 2m_2\} \setminus R_t^{(2)}} \frac{y_{2mt+2m_1+i}}{m_2}. \end{aligned} \quad (5)$$

Now, the gradient at  $\theta^t$  is estimated by:

$$g^t = \frac{-\bar{\mu}(\theta^{++}) + k^3 \bar{\mu}(\theta^+) - k^3 \bar{\mu}(\theta^-) + \bar{\mu}(\theta^{--})}{2k(k^2 - 1)c_t} w^t, \quad (6)$$

---

**Algorithm 1** Zeroth-order optimization for A/B tests

---

- 1: **Input:** initial point  $\theta^0 \in [0, 1]^d$ , total samples  $T$ , parameters  $k > 1$ ,  $\beta \in (0, 1)$ , step sizes  $\{\alpha_t\}$ , subsample sizes  $m_1, m_2$ , and half lengths of finite difference interval  $\{c_t\}$ .
  - 2: **for**  $t = 0, 1, 2, \dots, \frac{T}{2m} - 1$  **do**
  - 3:   Sample  $w^t$  uniformly from a unit sphere  $B(0, 1)$ .
  - 4:   Calculate  $\theta^+, \theta^-, \theta^{++}, \theta^{--}$  through (2) and (3).
  - 5:   Generate an  $m_1$ -element subset  $R_t^{(1)}$  from  $\{1, \dots, 2m_1\}$  through some predetermined randomization design.
  - 6:   **for**  $i = 1, \dots, 2m_1$  **do**
  - 7:     Sample  $y_{2(m_1+m_2)t+i}$  as a realization of  $I_{\{i \in R_t^{(1)}\}} Y(\theta^+) + (1 - I_{\{i \in R_t^{(1)}\}}) Y(\theta^-)$ ;
  - 8:   **end for**
  - 9:   Generate an  $m_2$ -element subset  $R_t^{(2)}$  from  $\{1, \dots, 2m_2\}$  through some predetermined randomization design.
  - 10:   **for**  $i = 1, \dots, 2m_2$  **do**
  - 11:     Sample  $y_{2(m_1+m_2)t+2m_1+i}$  as a realization of  $I_{\{i \in R_t^{(2)}\}} Y(\theta^+) + (1 - I_{\{i \in R_t^{(2)}\}}) Y(\theta^-)$ ;
  - 12:   **end for**
  - 13:   Compute  $\bar{\mu}(\theta^+), \bar{\mu}(\theta^-), \bar{\mu}(\theta^{++}), \bar{\mu}(\theta^{--})$  through (4), (5), respectively.
  - 14:   Compute  $g^t$  through (6).
  - 15:   Compute  $\hat{\mu}_t$  through (7).
  - 16:   Update  $\theta^{t+1} \leftarrow \theta^t + \alpha_t g^t$ .
  - 17: **end for**
  - 18: **Output:** Let  $\hat{\theta}_T$  take value of  $\frac{2m}{\beta T} \sum_{i=(1-\beta)T/(2m)+1}^{T/(2m)} \theta^i$ ,  $\hat{\mu}(\hat{\theta}_T) \leftarrow \frac{2m}{T} \sum_{i=1}^{T/(2m)} \hat{\mu}_i$ .
- 

and an estimator of  $\mu(\theta^t)$  is constructed by:

$$\hat{\mu}_t = \frac{-\bar{\mu}(\theta^{++}) + k^2 \bar{\mu}(\theta^+) + k^2 \bar{\mu}(\theta^-) - \bar{\mu}(\theta^{--})}{2(k^2 - 1)}. \quad (7)$$

Finally, we update  $\theta^{t+1} \leftarrow \theta^t + \alpha_t g^t$  for some step size  $\alpha_t$  to finish the  $t$ -th iteration. Here we use the ascent “+” since we are maximizing the objective function. The complete algorithm is provided in Algorithm 1. Some explanations on (6) and (7) are provided in the appendix.

### 3.2. On the gradient estimator

Algorithm 1 ends up recommending a choice of treatment parameter given by  $\hat{\theta}_T$ ; the algorithm also provides an estimator  $\hat{\mu}(\hat{\theta}_T)$  for the (unknown) expected outcome  $\mu(\hat{\theta}_T)$  on the recommended choice of treatment parameter. Before establishing a CLT for  $\hat{\mu}(\hat{\theta}_T)$ , we provide some discussion on why four points are needed to construct the gradient estimator (6), instead of the classical two-points approach.



Classical two-points approach uses the forward finite-difference(FD) or central FD gradient estimator, which are prevalent in zeroth-order stochastic optimization literature. However, they may not suffice for the dual tasks of optimization and statistical inference. Although it is generally hard to give a lower bound on the convergence of an optimization algorithm, we provide following heuristic arguments and also some numerical examples in Section 5. For the forward FD estimator and central FD estimator, we have  $g_{\text{FDF}}^t = \frac{\bar{\mu}(\theta^+) - \bar{\mu}(\theta^t)}{c_t}$  and  $g_{\text{FDC}}^t = \frac{\bar{\mu}(\theta^+) - \bar{\mu}(\theta^-)}{2c_t}$ . Suppose we now replace (6) by  $g_{\text{FDC}}^t$ , and take  $c_t = O(t^{-\nu})$  for some  $\nu > 0$ , then from the literature (e.g. L'Ecuyer and Yin (1998)) we know that the variance of  $g_{\text{FDC}}^t$  is  $O(t^{2\nu})$  and  $\mathbb{E}\|\theta^t - \theta^*\|_2^2 = O(t^{-1+2\nu})$ . Since  $|\mu(\theta^t) - \mu(\theta^*)| = O(\|\theta^t - \theta^*\|_2^2)$ , then

$$\sqrt{T} \left| \mathbb{E} \frac{2m}{T} \sum_{t=1}^{T/(2m)} \mu(\theta^t) - \mu(\theta^*) \right| = O(T^{-\frac{1}{2}+2\nu}).$$

In addition, now our estimator for  $\mu(\theta^t)$  is  $\hat{\mu}_{t,\text{FDC}} = \frac{\bar{\mu}(\theta^+) + \bar{\mu}(\theta^-)}{2}$ , and under mild conditions, we can show by Taylor expansion that the bias caused by the FD estimator is  $\hat{\mu}_{t,\text{FDC}} - \mu(\theta^t) = O(c_t^2) = O(t^{-2\nu})$ . Then

$$\sqrt{T} \left| \mathbb{E} \frac{2m}{T} \sum_{t=1}^{T/(2m)} \hat{\mu}_{t,\text{FDC}} - \mathbb{E} \frac{2m}{T} \sum_{t=1}^{T/(2m)} \mu(\theta^t) \right| = O(T^{\frac{1}{2}-2\nu}).$$

For valid statistical inference, a CLT with following form is needed:

$$\sqrt{T} \left( \frac{2m}{T} \sum_{t=1}^{T/(2m)} \hat{\mu}_{t,\text{FDC}} - \mu(\theta^*) \right) \xrightarrow{d} \mathcal{N}(0, \sigma^2).$$

We therefore will expect  $\frac{1}{2} - 2\nu < 0$  and  $-\frac{1}{2} + 2\nu < 0$ , which is evidently impossible for the classical two-point gradient estimator based approach. The basic idea of above arguments is that, when we are using the central FD estimator, a choice of small  $c_t$  will give large variance and thus lead to slow convergence rate, but a choice of large  $c_t$  can lead to a bad estimator of  $\hat{\mu}(\theta^t)$ . This trade-off makes standard two-point FD estimator very difficult to assist the dual tasks. In fact, we provide numerical examples in Section 5 to show that, even if  $\mu(\cdot)$  is simply a quadratic function on  $\mathbb{R}$ , the CLT will not hold for the central FD estimator.

### 3.3. On the choice of parameters

We now discuss how to choose algorithm parameters  $m_1, m_2$  and  $k$ . First, in practical A/B tests, especially for online platforms, sometimes the treatment parameter value cannot be adjusted too frequently, so the choice of  $m = m_1 + m_2$  cannot be too small. Fortunately, the choice of  $m$  will not affect our algorithm too much since we can hedge its effect by tuning the step size, that is, when  $m$  is large, then we can increase the step size to balance the effect.

To get an intuition on how to choose  $m_1, m_2$  for fixed  $k$  when  $m$  is given, we begin by considering a simple case that  $Y(\theta) \sim \mathcal{N}(0, 1)$  for all  $\theta$ . In this case, by some calculations we have  $\text{Var}(\hat{\mu}_t) =$

$\frac{1}{2(k^2-1)^2}(\frac{k^4}{m_1} + \frac{1}{m_2})$ . To get a good estimator  $\hat{\mu}(\hat{\theta}_T)$ , recall that  $\hat{\mu}(\hat{\theta}_T) = \frac{2m}{T} \sum_{t=1}^{T/(2m)} \hat{\mu}_t$ , we would expect that the variance of  $\hat{\mu}_t$  can be minimized. Then by Cauchy inequality we can see that the variance is minimized at  $m_1 = \frac{k^2}{k^2+1}m$  and  $m_2 = \frac{1}{k^2+1}m$ , and the minimum value is  $\frac{k^2+1}{2(k^2-1)m}$ . This argument can be easily adapted to the general case and under some assumptions (will be detailed in the next section) we have:

PROPOSITION 1. *Suppose  $m, k$  are given, under Assumption 1,2,3,4, if  $\alpha_t = \frac{C_0}{t}$  for some  $C_0 > 0$  and  $c_t = \frac{C_1}{t^\nu}$  for some  $C_1 > 0$  and  $\frac{1}{6} < \nu < \frac{1}{4}$ , we have:*

$$T\text{Var}(\hat{\mu}(\hat{\theta}_T)) \rightarrow \frac{m}{(k^2-1)^2} \left( \frac{k^4}{m_1} + \frac{1}{m_2} \right) \sigma(\theta^*)^2 \quad (8)$$

with probability 1.

Proposition 1 suggests that  $m_1$  and  $m_2$  should minimize the right hand side of (8). Then from our discussions above, we can take  $m_1 = \frac{k^2}{k^2+1}m$  and  $m_2 = \frac{1}{k^2+1}m$  in general case.

As for the choice of  $k$ , since from Proposition 1 we can see that the minimized variance is  $\frac{(k^2+1)^2 \sigma(\theta^*)^2}{T(k^2-1)^2}$ , while if we know  $\theta^*$  in oracle and sample it  $T$  times, then the variance of our sample mean estimator is given by  $\frac{\sigma(\theta^*)^2}{T}$ , so the ratio of the variances of two estimators is  $\frac{(k^2+1)^2}{(k^2-1)^2}$ . This ratio is monotonically decreasing when  $k$  grows, so it seems that a large  $k$  could be better. However, when  $k$  is too large, the improvement in the variance is small and the initialization phase of the algorithm can become unstable because it needs to sample  $\mu(\cdot)$  at  $\theta^t + kc_t w^t$  and  $\theta^t - kc_t w^t$ , which can be quite far away from  $\theta^t$ . Under this trade-off, we suggest to set  $k \in [3, 5]$  since when  $k$  is 5, the ratio  $\frac{(k^2+1)^2}{(k^2-1)^2} \approx 1.17$  is quite close to 1 and the improvement of variance when  $k$  grows is small.

## 4. Theory

In this section, we state assumptions on the model and provide a central limit theorem for  $\hat{\mu}(\hat{\theta}_T)$ , here  $T = qN$ , and  $k, m_1, m_2, q$  are all treated as constant now. We begin by following four assumptions.

ASSUMPTION 1.  $-\mu(\cdot)$  is strongly convex and third-order continuously differentiable.

ASSUMPTION 2.  $\sigma(\cdot)$  is continuous on  $[0, 1]^d$ .

ASSUMPTION 3. The following ordinary differential equation (ODE)  $\dot{\theta} = -\nabla \mu(\theta)$  has a unique solution for each initial condition.

ASSUMPTION 4. There exists some  $a > 0$  and  $M_1 > 0$  such that  $\mathbb{E}|\epsilon_\theta|^{2+a} < M_1$ , for all  $\theta \in [0, 1]^d$ .

Assumption 1 requires that  $-\mu(\cdot)$  is smooth enough for the tractability of zeroth-order gradient estimator, and is strongly convex so that the zeroth-order optimization algorithm can converge to the optimizer. Assumption 2 requires that  $\sigma(\cdot)$  is continuous. Assumption 3 requires the ODE to

be “well behaved” since this ODE is closely related to the behaviour of  $\{\theta^t\}$ . Finally, Assumption 4 requires a  $(2+a)$ th-order moment exists uniformly for all  $\epsilon_\theta$ , which is a usually made assumption in the derivation of CLT.

Before stating our main result in this section, we first need following theorem for the convergence rate of Algorithm 1.

**THEOREM 1.** *Under Assumption 1, 2 and 3, if  $\alpha_t = \frac{c_0}{t}$  for some  $c_0 > 0$ , and  $\lim_{t \rightarrow \infty} t^\nu c_t = c_1$  for some  $c_1 > 0$  and  $\frac{1}{6} < \nu < \frac{1}{4}$ , then we have  $\theta^t \rightarrow \theta^*$  almost surely as  $t \rightarrow \infty$ , and*

$$\mathbb{E}\|\theta^t - \theta^*\|_2^2 = O(t^{-1+2\nu}).$$

**REMARK 1.** Theorem 1 gives the convergence rate of our algorithm. By carefully choosing the step sizes  $\{\alpha_t\}$  and parameter  $\nu$ , the convergence rate is fast enough in the sense that  $\mathbb{E}\|\theta^t - \theta^*\|_2^2 = o(t^{-\frac{1}{2}})$ , so that it does not contribute additional asymptotic variances to the CLT for estimated optimal function value. In addition, the choice of parameters are also crucial in the next theorem. Based on Theorem 1, our central limit theorem for  $\hat{\mu}(\hat{\theta}_T)$  can be stated as follows:

**THEOREM 2.** *Assume all the conditions in Theorem 1 hold, and in addition Assumption 4 is satisfied, then we have:*

$$\sqrt{T}(\hat{\mu}(\hat{\theta}_T) - \mu(\hat{\theta}_T)) \xrightarrow{d} \frac{(k^2 + 1)\sigma(\theta^*)}{k^2 - 1} \mathcal{N}(0, 1)$$

and

$$\sqrt{T}(\hat{\mu}(\hat{\theta}_T) - \mu(\theta^*)) \xrightarrow{d} \frac{(k^2 + 1)\sigma(\theta^*)}{k^2 - 1} \mathcal{N}(0, 1)$$

as  $T \rightarrow +\infty$ , here  $\hat{\mu}(\hat{\theta}_T) = \frac{2m}{T} \sum_{i=1}^{T/(2m)} \hat{\mu}_i$ .

**REMARK 2.** Theorem 2 provides the desired CLT. Here, since we can show that  $\mathbb{E}|\mu(\hat{\theta}_T) - \mu(\theta^*)| = O(T^{-\gamma})$  with  $\gamma > \frac{1}{2}$ , the confidence intervals for  $\mu(\hat{\theta}_T)$  and  $\mu(\theta^*)$  are asymptotically the same. Note that the asymptotic variance is  $\frac{(k^2+1)^2\sigma(\theta^*)^2}{(k^2-1)^2}$  and as we discussed in Section 3.3, this is close to  $\sigma(\theta^*)^2$  when  $k$  is large, while the latter one is the optimal variance, which means the estimator provided by our algorithm behaves almost as well as the case that  $\theta^*$  is known in oracle. In practice, we can construct an estimator  $\hat{\sigma}(\theta^*)$  for the unknown  $\sigma(\theta^*)$  through the sample standard deviation of  $y_I, y_{I+1}, \dots, y_T$  for some  $I \in \mathbb{N}_+$ , then  $\hat{\sigma}(\theta^*)$  is consistent under some additional conditions (details provided in the supplementary material), and an asymptotic 95% confidence interval can be constructed as

$$[\hat{\mu}(\hat{\theta}_T) - \frac{1.96(k^2 + 1)\hat{\sigma}(\hat{\theta}_T)}{\sqrt{T}(k^2 - 1)}, \hat{\mu}(\hat{\theta}_T) + \frac{1.96(k^2 + 1)\hat{\sigma}(\hat{\theta}_T)}{\sqrt{T}(k^2 - 1)}]. \quad (9)$$

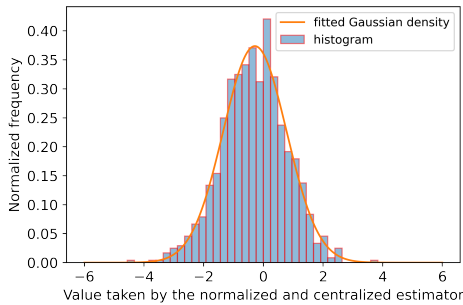
## 5. Numerical Experiments

In this section, we give some examples to illustrate the performance of our algorithm and also show that the central FD method can not give the desired CLT. We first assume the relevance parameter  $\theta \in [0, 1]$  is one-dimensional, and  $\mu(\theta)$  is calibrated from a real A/B test data in a leading e-commerce company as follows:  $\mu(\theta) = -0.02125\theta^2 + 0.01825\theta + 0.0105$ . Here  $\mu(\theta)$  denotes the click-through rate (CTR) and  $Y(\theta)$  is a Bernoulli random variable. Then  $\sigma(\theta) = \sqrt{\mu(\theta)(1 - \mu(\theta))}$ .

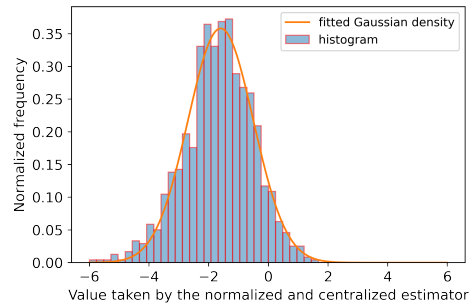
We set  $k = 3$ ,  $m = 50$ ,  $\nu = \frac{1}{5}$ ,  $\theta^0 = \frac{1}{2}$ , and  $c_t = \frac{1}{t^\nu}$ ,  $\alpha_t = \frac{30}{t}$ , respectively. We repeat our algorithm 1000 times and report the normalized and centralized estimator. Here, the normalized and centralized estimator is defined as:

$$\frac{\sqrt{T}(k^2 - 1)}{(k^2 + 1)\sigma(\theta^*)} (\hat{\mu}(\hat{\theta}_T) - \mu(\hat{\theta}_T)),$$

so it should follow a standard normal distribution according to Theorem 2, which has been justified by our results in Section 5. Figure 1(b), 1(d) and 1(f) show the behaviour of the normalized and centralized estimator given by central FD method with sample size  $T = 10^5, 10^6, 10^7$ , respectively. From those results we can see that the estimators provided by central FD method have a significant bias and are centered around  $-2$  instead of 0, which makes them invalid for our A/B test. Thus, classic zeroth-order stochastic optimization algorithm based on central FD gradient estimator can even fail for one-dimensional quadratic function. Figure 1(a), 1(c) and 1(e) show that the estimators given by our Algorithm 1 centered closely to 0 and are nearly normally distributed. In addition, the coverage rates of the 95% confidence interval (CI) we constructed are 93.5%, 93.9% and 94.2% for  $T = 10^5, 10^6$  and  $10^7$ , respectively, so valid statistical inference is possible for our estimator.

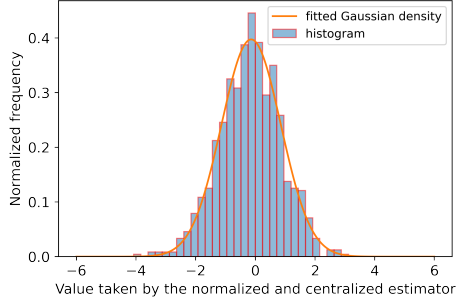
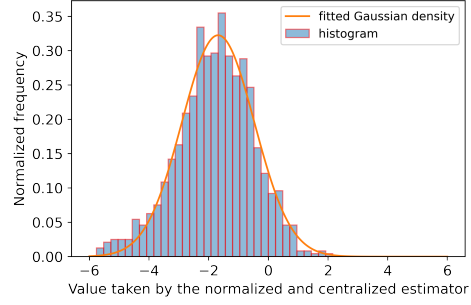
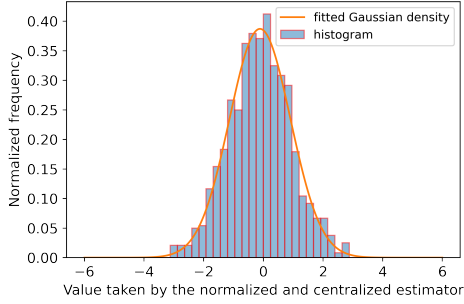
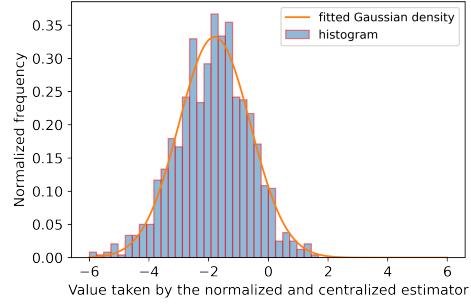


(a) Result of Algorithm 1,  $T = 10^5$

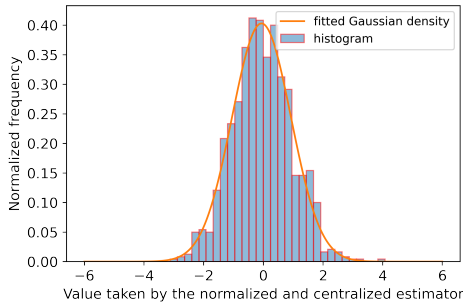


(b) Result of central FD method,  $T = 10^5$

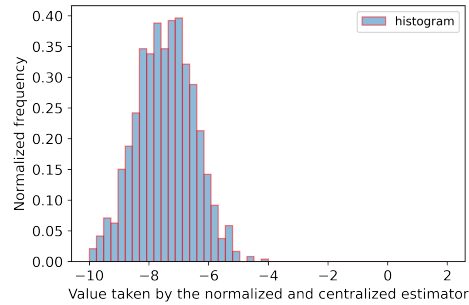
Now we consider the performance of our algorithm under other outcome distributions. We use the same parameters and the same  $\mu$ , but this time  $Y(\theta)$  is a random variable with Pareto distribution, which is known to be heavy-tailed. The shape parameter of this distribution is chosen to be  $\alpha = 3$ ,

(c) Result of Algorithm 1,  $T = 10^6$ (d) Result of central FD method,  $T = 10^6$ (e) Result of Algorithm 1,  $T = 10^7$ (f) Result of central FD method,  $T = 10^7$ 

and the scale parameter is chosen to be  $\frac{2\mu(\theta)}{3}$ , so  $\mathbb{E}Y(\theta) = \mu(\theta)$ . The results are given by Figure 1(g) and 1(h).



(g) Result of Algorithm 1, Pareto distribution



(h) Result of central FD method, Pareto distribution

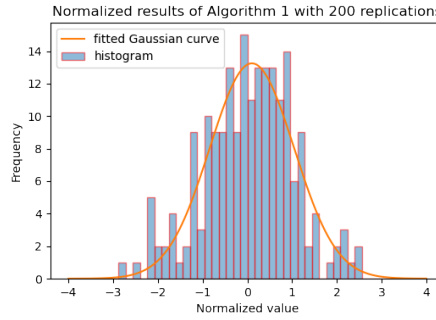
This time, the estimator provided by our algorithm still works well and the coverage rate of 95% CI is 94.5%, while the central FD method gives an estimator with bias as large as  $-8$  and

completely fails. We also consider the case that the mean of  $Y(\theta)$  is  $\mu(\theta)$  but the noise is given by a standard t distribution with degree of freedom is 3. The results are given in the appendix.

Finally, we provide the results of a multi-dimensional synthetic numerical experiment. In this experiment we set  $d = 6$  and  $\theta = (\theta_1, \dots, \theta_6)^T \in [0, 1]^6$ .  $\mu(\theta)$  is given by following logistic model:

$$\mu(\theta) = \frac{\exp(-\frac{1}{2} \sum_{i=1}^d (\theta_i - \frac{1}{3})^2 - 2)}{1 + \exp(-\frac{1}{2} \sum_{i=1}^d (\theta_i - \frac{1}{3})^2 - 2)}.$$

Again we assume that  $\mu(\theta)$  denotes the CTR, and set  $k = 3, m = 100, \nu = \frac{1}{5}, \theta^0 = (\frac{1}{2}, \dots, \frac{1}{2})^T, T = 10^7$ , and  $c_t = \frac{1}{t^\nu}, \alpha_t = \frac{20}{t}$ , respectively. We repeat our algorithm 200 times and report the normalized estimator as Figure 1(i). The estimator is nearly normal distributed. In addition, the 95% CI has a 94.0% coverage rate.



(i) Result of Algorithm 1, multi-dimensional case

The numerical experiment's implication is that, classical zeroth-order stochastic optimization algorithms, despite of its convergence rate guarantee on the optimizer, may fail to provide a valid unbiased central limit theorem for the purpose of statistical inference. Our algorithm fixes this issue.

## 6. Conclusion

We consider tasks when an A/B test experimenter not only needs to test whether the treatment plan is better than the control, but also needs to recommend an optimal choice of value for the treatment parameter to use for the treatment plan. However, we find that classical optimization algorithms, despite of their fast convergence rates under convexity assumptions, do not come with a central limit theorem that can be used to construct asymptotically valid confidence intervals. We provide a new optimization algorithm that on one hand maintains the same fast convergence rate under convexity assumptions and on the other hand permits the establishment of a valid central limit theorem. Future work may includes the extension to provide valid inference for adaptive A/B tests joint with non-convex optimization.

## References

- Ajalloeian A, Stich SU (2020) On the convergence of SGD with biased gradients. arXiv preprint arXiv:2008.00051 .
- Audibert JY, Bubeck S, Munos R (2010) Best arm identification in multi-armed bandits. COLT, 41–53.
- Auer P, Cesa-Bianchi N, Fischer P (2002) Finite-time analysis of the multiarmed bandit problem. Machine learning 47(2-3):235–256.
- Balandat M, Karrer B, Jiang D, Daulton S, Letham B, Wilson AG, Bakshy E (2020) Botorch: a framework for efficient monte-carlo bayesian optimization. Advances in neural information processing systems 33:21524–21538.
- Balasubramanian K, Ghadimi S (2018) Zeroth-order (non)-convex stochastic optimization via conditional gradient and gradient updates. Advances in Neural Information Processing Systems 31.
- Duchi JC, Jordan MI, Wainwright MJ, Wibisono A (2015) Optimal rates for zero-order convex optimization: The power of two function evaluations. IEEE Transactions on Information Theory 61(5):2788–2806.
- Gabillon V, Ghavamzadeh M, Lazaric A (2012) Best arm identification: A unified approach to fixed budget and fixed confidence. NIPS-Twenty-Sixth Annual Conference on Neural Information Processing Systems.
- Garivier A, Kaufmann E (2016) Optimal best arm identification with fixed confidence. Conference on Learning Theory, 998–1027 (PMLR).
- Ghadimi S, Lan G (2013) Stochastic first-and zeroth-order methods for nonconvex stochastic programming. SIAM Journal on Optimization 23(4):2341–2368.
- Guo Y, Coey D, Konutgan M, Li W, Schoener C, Goldman M (2021) Machine learning for variance reduction in online experiments. arXiv preprint arXiv:2106.07263 .
- Gupta S, Kohavi R, Tang D, Xu Y, Andersen R, Bakshy E, Cardin N, Chandran S, Chen N, Coey D, et al. (2019) Top challenges from the first practical online controlled experiments summit. ACM SIGKDD Explorations Newsletter 21(1):20–35.
- Johari R, Koomen P, Pekelis L, Walsh D (2017) Peeking at a/b tests: Why it matters, and what to do about it. Proceedings of the 23rd ACM SIGKDD International Conference on Knowledge Discovery and Data Mining, 1517–1525.
- Kohavi R, Deng A, Frasca B, Walker T, Xu Y, Pohlmann N (2013) Online controlled experiments at large scale. Proceedings of the 19th ACM SIGKDD international conference on Knowledge discovery and data mining, 1168–1176.
- Kohavi R, Longbotham R (2017) Online controlled experiments and a/b testing. Encyclopedia of machine learning and data mining 7(8):922–929.
- Kohavi R, Tang D, Xu Y (2020) Trustworthy online controlled experiments: A practical guide to a/b testing (Cambridge University Press).

- Kushner HJ, Clark DS (2012) Stochastic approximation methods for constrained and unconstrained systems, volume 26 (Springer Science & Business Media).
- Lattimore T, Szepesvári C (2019) Bandit algorithms (Cambridge University Press (preprint)).
- L’Ecuyer P, Yin G (1998) Budget-dependent convergence rate of stochastic approximation. SIAM Journal on Optimization 8(1):217–247.
- Letham B, Karrer B, Ottoni G, Bakshy E (2019) Constrained bayesian optimization with noisy experiments. Bayesian Analysis 14(2):495–519.
- Liu S, Kailkhura B, Chen PY, Ting P, Chang S, Amini L (2018) Zeroth-order stochastic variance reduction for nonconvex optimization. Advances in Neural Information Processing Systems 31.
- Nesterov Y, Spokoiny V (2017) Random gradient-free minimization of convex functions. Foundations of Computational Mathematics 17(2):527–566.
- Slivkins A, et al. (2019) Introduction to multi-armed bandits. Foundations and Trends® in Machine Learning 12(1-2):1–286.
- Tang D, Agarwal A, O’Brien D, Meyer M (2010) Overlapping experiment infrastructure: More, better, faster experimentation. Proceedings of the 16th ACM SIGKDD international conference on Knowledge discovery and data mining, 17–26.
- Wu J, Poloczek M, Wilson AG, Frazier P (2017) Bayesian optimization with gradients. Advances in neural information processing systems 30.



## Appendix

### Proof for Section 3

**Explanations on (6) and (7).** The reason we use (6) and (7) for our gradient estimator and function value estimator is based on Taylor expansion. For (7), since  $\mu(\cdot)$  is third-order differentiable, we have

$$\mu(\theta + h) + \mu(\theta - h) = 2\mu(\theta) + h^T \nabla^2 \mu(\theta) h + O(\|h\|_2^3),$$

then plug in and we obtain:

$$\mu(\theta^+) + \mu(\theta^-) = 2\mu(\theta) + c_t^2 (w^t)^T \nabla^2 w^t + O(c_t^3),$$

and

$$\mu(\theta^{++}) + \mu(\theta^{--}) = 2\mu(\theta) + k^2 c_t^2 (w^t)^T \nabla^2 w^t + O(c_t^3).$$

From above two equations we have:

$$\mu(\theta^t) = \frac{-\mu(\theta^{++}) + k^2 \mu(\theta^+) + k^2 \mu(\theta^-) - \mu(\theta^{--})}{2(k^2 - 1)} + O(c_t^3),$$

which implies that (7) gives an estimator of the function value with third order error.

As for (6), things are slightly different. Since in our proofs, we will only require our gradient estimator has an  $O(c_t^2)$  bias and a  $O(c_t^2)$  variance, we can simply estimate the gradient by  $\frac{\mu(\theta^+) - \mu(\theta^-)}{2c_t}$  and it is easy to verify this estimator is already good enough for our proof and our CLT holds. However, given four points in hand, we can show that (6) gives a better estimator when stronger smoothness condition holds, so it may behave better in practice. In fact, if  $\mu(\cdot)$  is fourth-order differentiable, then by fourth-order Taylor expansion we can see that

$$\begin{aligned} \nabla \mu(\theta^t)^T w^t &= \frac{-\bar{\mu}(\theta^{++}) + k^3 \bar{\mu}(\theta^+) - k^3 \bar{\mu}(\theta^-) + \bar{\mu}(\theta^{--})}{2k(k^2 - 1)c_t} \\ &\quad + O(c_t^4), \end{aligned}$$

which gives an estimator with fourth order error.

### Proof of Proposition 1.

$$T\text{Var}(\hat{\mu}(\hat{\theta}_T)) = \frac{4m^2}{T} \sum_{i=1}^{T/(2m)} \text{Var}(\hat{\mu}_i).$$

For each  $i$ , note that we have:

$$\text{Var}(\hat{\mu}_i) = \frac{\frac{\sigma(\theta^{++})^2}{m_1} + \frac{k^4 \sigma(\theta^+)^2}{m_2} + \frac{k^4 \sigma(\theta^-)^2}{m_2} + \frac{\sigma(\theta^{--})^2}{m_1}}{4(k^2 - 1)^2}.$$

By Theorem 1,  $\theta^t \rightarrow \theta^*$  with probability 1, then by the continuity of  $\sigma(\cdot)$ , we know  $\text{Var}(\hat{\mu}_i) \rightarrow \frac{\sigma(\theta^*)^2 \left( \frac{1}{m_1} + \frac{k^4}{m_2} \right)}{2(k^2 - 1)^2}$ . Now, plug in and we obtain

$$T\text{Var}(\hat{\mu}(\hat{\theta}_T)) \rightarrow \frac{m\sigma(\theta^*)^2 \left( \frac{1}{m_1} + \frac{k^4}{m_2} \right)}{(k^2 - 1)^2},$$

with probability 1.

## Proofs for Section 4

### Proof of Theorem 1.

We will follow the idea of Theorem 3.1 of L'Ecuyer and Yin (1998). For simplicity, let's consider minimizing  $\eta(\theta) = -\mu(\theta)$  instead of maximizing  $\mu(\theta)$  thereafter. Then the updating procedure of  $\theta_t$  is now

$$\theta^{t+1} = \theta^t - \alpha_t g^t.$$

Note that we can write  $g^t$  as:

$$g^t = (\nabla \eta(\theta^t)^T w^t) w^t + b_t + (g^t - \mathbb{E}[g^t | w^t, \theta^t]),$$

here  $b_t$  denotes the error of finite difference scheme, the last term is the random error comes from the sampling of  $y_i$ , and the  $(\nabla \eta(\theta^t)^T w^t)$  is the directional derivative at  $\theta^t$ .

WLOG we assume  $\theta^* = 0$ , then

$$\begin{aligned} & \mathbb{E} \|\theta^{t+1}\|_2^2 - \mathbb{E} \|\theta^t\|_2^2 \\ &= \mathbb{E} \|\theta^{t+1} - \theta^t\|_2^2 + 2\mathbb{E}(\theta^{t+1} - \theta^t)^T(\theta^t) \\ &= \mathbb{E} \|\theta^{t+1} - \theta^t\|_2^2 - 2\alpha_t \mathbb{E}(g^t)^T(\theta^t). \end{aligned}$$

Since we have

$$\theta^{t+1} - \theta^t = -\alpha_t g^t,$$

and by Taylor expansion we have:

$$\nabla \eta(\theta^t) = \nabla^2 \eta(\theta^*) \theta^t + O(\|\theta^t\|_2^2),$$

plug in and we obtain:

$$\begin{aligned} & \mathbb{E} \|\theta^{t+1}\|_2^2 - \mathbb{E} \|\theta^t\|_2^2 \\ &= \mathbb{E} \|\theta^{t+1} - \theta^t\|_2^2 - 2\alpha_t \mathbb{E} b_t^T \theta^t - 2\alpha_t \mathbb{E} (\nabla \eta(\theta^t)^T w^t) (w^t)^T (\theta^t) \\ &= \alpha_t^2 \mathbb{E} \|g^t\|_2^2 - 2\alpha_t \mathbb{E} b_t^T \theta^t - 2\alpha_t \mathbb{E} ((\theta^t)^T \nabla^2 \eta(\theta^t) w^t (w^t)^T \theta^t) \\ & \quad + \alpha_t O(\mathbb{E} \|\theta^t\|_2^3). \end{aligned}$$

Note that

$$\begin{aligned} & \mathbb{E}(\theta^t)^T \nabla^2 \eta(\theta^t) w^t (w^t)^T \theta^t \\ &= \mathbb{E} \text{tr}(w^t (w^t)^T \theta^t (\theta^t)^T \nabla^2 \eta(\theta^t)) \\ &= \text{tr}(\mathbb{E}[w^t (w^t)^T] \theta^t (\theta^t)^T \nabla^2 \eta(\theta^t)) \\ &= \text{tr}\left(\frac{I_d}{d} \mathbb{E} \theta^t (\theta^t)^T \nabla^2 \eta(\theta^t)\right) \\ &\geq \frac{\lambda_{\min}}{d} \mathbb{E} \|\theta^t\|_2^2, \end{aligned}$$

here  $d$  is the dimension of  $\theta$  and  $\lambda_{\min}$  is the minimum eigenvalue of  $\nabla^2\mu(\theta^*)$  and is positive since we assume that  $\eta(\cdot)$  is strongly convex. Then we have:

$$\begin{aligned} & \mathbb{E}\|\theta^{t+1}\|_2^2 - \mathbb{E}\|\theta^t\|_2^2 \\ & \leq -2\frac{c_0}{dt}\lambda_{\min}\mathbb{E}\|\theta^t\|_2^2 + \frac{c_0}{t}O(\mathbb{E}\|\theta^t\|_2^3) - \frac{2c_0}{t}\mathbb{E}b_t^T\theta^t \\ & \quad + \frac{3c_0^2}{t^2}\left(\mathbb{E}(\nabla\eta(\theta^t)^T w^t)^2 + \mathbb{E}\|b_t\|^2 + \text{Var}(g^t|w^t, \theta^t)\right). \end{aligned} \quad (10)$$

Now, if we replace (A.3) in the proof of Theorem 3.1 in L'Ecuyer and Yin (1998) by the inequality above, then the proof can be directly adapted from the proof of Theorem 3.1 in L'Ecuyer and Yin (1998). This proof is given as follows.

By the continuity of  $\nabla\eta(\theta)$ , we can find a constant  $K_\alpha > 0$  s.t.

$$\mathbb{E}(\nabla\eta(\theta^t)^T w^t)^2 \leq \mathbb{E}\|\nabla\eta(\theta^t)\|^2 \leq 2K_\alpha(1 + \mathbb{E}\|\theta^t\|^2).$$

We also have

$$\mathbb{E}\|b_t^T\theta^t\| \leq \mathbb{E}^{1/2}\|b_t\|^2\mathbb{E}^{1/2}\|\theta^t\|^2.$$

By the property of central FD method, there exists  $K_\beta > 0$  s.t.

$$\mathbb{E}^{1/2}\|b_t\|^2 \leq K_\beta t^{-2\nu},$$

then by basic inequality, we have:

$$\begin{aligned} & \mathbb{E}\|b_t^T\theta^t\| \\ & \leq K_\beta t^{-2\nu}(t^{2\nu}\lambda_{\min}/(2dK_\beta)\mathbb{E}\|\theta^t\|^2 + K_\beta d/(2\lambda_{\min})t^{-2\nu}), \end{aligned}$$

which then gives:

$$\mathbb{E}\|b_t^T\theta^t\| \leq \frac{\lambda_{\min}}{2d}\mathbb{E}\|\theta^t\|^2 + K_\beta^2 d/(2\lambda_{\min})t^{-4\nu}.$$

For the  $O(\mathbb{E}\|\theta^t\|_2^3)$  term in (10), since  $\theta$  is bounded, it can easily be controlled by  $K_1(1 + \mathbb{E}\|\theta^t\|^2)$  with some  $K_1 > 0$ . Now, plug above results in to (10) and we obtain:

$$\begin{aligned} & \mathbb{E}\|\theta^{t+1}\|_2^2 - \mathbb{E}\|\theta^t\|_2^2 \\ & \leq -\frac{c_0}{dt}\lambda_{\min}\mathbb{E}\|\theta^t\|_2^2 + \frac{c_0K_1}{t} + \frac{c_0K_1}{t}\mathbb{E}\|\theta^t\|^2 \\ & \quad + c_0K_\beta^2 d/(\lambda_{\min})t^{-4\nu-1} + \frac{6c_0^2}{t^2}K_\alpha(1 + \mathbb{E}\|\theta^t\|^2) \\ & \quad + 3c_0^2K_\beta^2 t^{-4\nu-2} + 3c_0^2K_\delta t^{2\nu-2}. \end{aligned} \quad (11)$$

Now, take  $0 < \lambda_0 < c_0\lambda_{\min}/d$ , rearrange terms and take  $t \geq t_0$  large enough we have:

$$\begin{aligned} & \mathbb{E}\|\theta^{t+1}\|_2^2 \\ & \leq (1 - \frac{\lambda_0}{t})\mathbb{E}\|\theta^t\|_2^2 + \frac{c_0K_1}{t}\mathbb{E}\|\theta^t\|^2 + \frac{2c_0K_\beta^2 d}{\lambda_{\min}}t^{-4\nu-1} \\ & \quad + 3c_0^2K_\delta t^{2\nu-2} + \frac{K_2}{t}, \end{aligned} \quad (12)$$

here  $K_2 > 0$  is some constant. Note that, this result (12) adapts similar form with (A.8) in L'Ecuyer and Yin (1998) (their parameters  $\gamma, \beta, \delta$  correspond to our 1,  $2\nu$  and  $-2\nu$ ). Apply (12) iteratively and we obtain:

$$\begin{aligned}\mathbb{E}\|\theta^{t+1}\|_2^2 &\leq A_{tt_0}\mathbb{E}\|\theta^{t_0}\|_2^2 + \sum_{i=t_0}^t \frac{c_0 K_1}{i} A_{ti} \mathbb{E}\|\theta^i\|^2 \\ &\quad + \frac{2c_0 K_\beta^2 d}{\lambda_{\min}} \sum_{i=t_0}^t A_{ti} i^{-4\nu-1} \\ &\quad + 3c_0^2 K_\delta \sum_{i=t_0}^t A_{ti} i^{2\nu-2} + \sum_{i=t_0}^t A_{ti} \frac{K_2}{i},\end{aligned}$$

here  $A_{tj} = \prod_{k=j+1}^t (1 - \lambda_0 k^{-1})$  if  $j < t$ , otherwise  $A_{tj} = 1$ .

Since we are only interested in the order of  $\mathbb{E}\|\theta^t\|^2$ , a difference in constant factors will actually not affect our results. Hence, we can calculate the order of those summations of  $A_{tj}$  exactly the same as follows: for each fixed  $j < t$ ,

$$\begin{aligned}|A_{tj}| &\leq \exp\left(-\lambda_0 \sum_{k=j+1}^t k^{-1}\right) \leq \exp(\lambda_0/t - \lambda_0 \int_j^t x^{-1} dx) \\ &= \exp(\lambda_0/j)(j/t)^{\lambda_0}.\end{aligned}$$

We thus have

$$\begin{aligned}\sum_{i=t_0}^t |A_{ti}| i^{-4\nu-1} &\leq \exp(\lambda_0/t_0) \sum_{i=t_0}^{t-1} i^{-4\nu-1} (i/t)^{\lambda_0} \\ &\leq \exp(\lambda_0/t_0) (\lambda_0 - 4\nu)^{-1} t^{-4\nu}.\end{aligned}$$

Similarly,

$$\sum_{i=t_0}^{t-1} i^{2\nu-2} |A_{ti}| \leq \exp(\lambda_0/t_0) (\lambda_0 + 2\nu - 1)^{-1} t^{2\nu-1}.$$

In addition, since

$$A_{tj} - A_{t,j-1} = \lambda_0 j^{-1} A_{tj},$$

we have

$$\sum_{i=t_0+1}^t A_{ti} i^{-1} = A_{tt} - A_{t,t_0}.$$

Thus, there exist some  $K_3 > 0$  and some  $\epsilon_0 > 0$ :

$$\begin{aligned}\mathbb{E}\|\theta^{t+1}\|_2^2 &\leq \sum_{i=t_0}^t \frac{c_0 K_1}{i} A_{ti} \mathbb{E}\|\theta^i\|^2 + \frac{2c_0 K_\beta^2 d}{\lambda_{\min} \lambda_0 (1 - \epsilon_0/\lambda_0)} t^{-4\nu} \\ &\quad + \frac{3c_0^2 K_\delta}{\lambda_0 (1 - \epsilon_0/\lambda_0)} t^{2\nu-1} + K_3 + O(t^{-4\nu-1} + t^{-2+2\nu}).\end{aligned}$$

Now, by Gronwall's inequality we know that  $\sup_t \|\theta^t\|^2 < K_4$  for some  $K_4 > 0$ . By Assumption 3 and Theorem 2.3.1 of Kushner and Clark (2012), we know  $\theta^t$  converges to  $\theta^*$  w.p.1.. Combine these two results together we obtain that  $\mathbb{E}\|\theta^t\|^2 \rightarrow 0 = \mathbb{E}\|\theta^*\|^2$  by our assumption.

Now, to obtain the final result, note that if we do not replace the  $O(\mathbb{E}\|\theta^t\|_2^3)$  term in (10) by  $K_1(1 + \mathbb{E}\|\theta^t\|^2)$  and proceed exactly the same as before, then  $\sum_{i=t_0}^t A_{it}\mathbb{E}\|\theta^i\|^2$  and  $\sum_{i=t_0}^t A_{ti}i^{-1}$  terms will not appear, thus the inequality above will become:

$$\begin{aligned} \mathbb{E}\|\theta^{t+1}\|_2^2 &\leq \frac{2c_0K_\beta^2d}{\lambda_{\min}\lambda_0(1-\epsilon_0/\lambda_0)}t^{-4\nu} + \frac{3c_0^2K_\delta}{\lambda_0(1-\epsilon_0/\lambda_0)}t^{2\nu-1} \\ &+ O(t^{-4\nu-1} + t^{-2+2\nu}). \end{aligned}$$

Since  $\frac{1}{6} < \nu < \frac{1}{4}$ , then  $-1 + 2\nu > -4\nu$ , so  $\mathbb{E}\|\theta^t\|_2^2 = O(t^{-1+2\nu})$ , which finishes the proof.

**Proof of Theorem 2.** Since  $\mu(\cdot)$  is third-order differentiable, we have

$$\mu(\theta + h) + \mu(\theta - h) = 2\mu(\theta) + h^T \nabla^2 \mu(\theta) h + O(\|h\|_2^3),$$

then plug in and we obtain:

$$\mu(\theta^+) + \mu(\theta^-) = 2\mu(\theta) + c_t^2(w^t)^T \nabla^2 w^t + O(c_t^3),$$

and

$$\mu(\theta^{++}) + \mu(\theta^{--}) = 2\mu(\theta) + k^2 c_t^2(w^t)^T \nabla^2 w^t + O(c_t^3).$$

From above two equations we have:

$$\mu(\theta^t) = \frac{\mu(\theta^{++}) + k^2\mu(\theta^+) + k^2\mu(\theta^-) - \mu(\theta^{--})}{2(k^2 - 1)} + O(c_t^3). \quad (13)$$

Now, if we decompose  $\hat{\mu}_t$  in the following way:

$$\begin{aligned} \hat{\mu}_t &= (\hat{\mu}_t - \mathbb{E}[\hat{\mu}_t | \theta^{t-1}]) \\ &+ (\mathbb{E}[\hat{\mu}_t | \theta^{t-1}] - \mathbb{E}[\mu(\theta^t) | \theta^{t-1}]) + \mathbb{E}[\mu(\theta^t) | \theta^{t-1}], \end{aligned}$$

then by (13), we have

$$\hat{\mu}_t = (\hat{\mu}_t - \mathbb{E}[\hat{\mu}_t | \theta^{t-1}]) + \mathbb{E}[\mu(\theta^t) | \theta^{t-1}] + O_p(c_t^3).$$

Then

$$\begin{aligned} &\sqrt{T} \left( \frac{1}{T} \sum_{i=1}^{T/(2m)} \hat{\mu}_i - \mu(\theta^*) \right) \\ &= \frac{1}{\sqrt{T}} \sum_{i=1}^{T/(2m)} (\hat{\mu}_i - \mathbb{E}[\hat{\mu}_i | \theta^{t-1}]) \\ &+ \frac{1}{\sqrt{T}} \left( \sum_{i=1}^{T/(2m)} (\mathbb{E}[\mu(\theta^i) | \theta^{t-1}] - T\mu(\theta^*)) \right) + O_p(T^{\frac{1}{2}-3\nu}). \end{aligned}$$

As for the first term, from Assumption 4 we know Lindeberg condition is satisfied, so by martingale CLT we obtain a CLT for the first summation. By Proposition 1 we know the asymptotic variance

is  $\frac{(k^2+1)^2\sigma(\theta^*)^2}{(k^2-1)^2}$  if we set  $m_1, m_2$  as we discussed in Section 3.3. The third term is  $o_p(1)$  since  $\nu > \frac{1}{6}$ . Now we only need to control the second term, note that

$$\begin{aligned} & \mathbb{E} \left| \sum_{i=1}^{T/(2m)} (\mathbb{E}[\mu(\theta^t) | \theta^{t-1}] - \mu(\theta^*)) \right| \\ & \leq \mathbb{E} \sum_{i=1}^{T/(2m)} \mathbb{E}[|\mu(\theta^t) - \mu(\theta^*)| | \theta^{t-1}] \\ & = \sum_{i=1}^{T/(2m)} \mathbb{E}[|\mu(\theta^t) - \mu(\theta^*)|] \\ & \leq M \sum_{i=1}^{T/(2m)} \mathbb{E} \|\theta^t - \theta^*\|_2^2. \end{aligned}$$

Here  $M = \sup_{\theta \in [0,1]^d} \lambda_{\max}(\nabla^2 \mu(\theta))$ , since  $\nabla^2 \mu$  is continuous, so  $M < +\infty$ . From Theorem 1 we know  $\mathbb{E} \|\theta^t - \theta^*\|_2^2 = O(t^{-1+2\nu})$ , so the second term is  $O_p(T^{-\frac{1}{2}+2\nu}) = o_p(1)$ . Combine all above results together we obtain the following CLT:

$$\sqrt{T}(\hat{\mu}(\hat{\theta}_T) - \mu(\theta^*)) \xrightarrow{d} \frac{(k^2+1)\sigma(\theta^*)}{k^2-1} \mathcal{N}(0, 1)$$

as  $T \rightarrow +\infty$ . Similarly we have

$$\sqrt{T} \mathbb{E} |\mu(\hat{\theta}_T) - \mu(\theta^*)| = o(1),$$

so  $\sqrt{T}(\mu(\hat{\theta}_T) - \mu(\theta^*)) = o_p(1)$ , which then gives

$$\sqrt{T}(\hat{\mu}(\hat{\theta}_T) - \mu(\hat{\theta}_T)) \xrightarrow{d} \frac{(k^2+1)\sigma(\theta^*)}{k^2-1} \mathcal{N}(0, 1)$$

as  $T \rightarrow +\infty$ .

**Consistency of  $\hat{\sigma}(\theta^*)$ .** We will need an extra condition that the fourth order moment of  $\epsilon_\theta$  are uniformly bounded for all  $\theta \in [0,1]^d$ . The estimator of  $\sigma(\theta^*)$  is given by:

$$\hat{\sigma}^2(\theta^*) = \sum_{i=I}^T (y_i - \bar{y})^2 / (T - I + 1),$$

here  $\bar{y} = \frac{1}{T-I+1} \sum_{i=I}^T y_i$ . Recall that  $y_i$  is a realization of  $Y(\theta_i)$ , we have

$$\hat{\sigma}^2(\theta^*) = \frac{1}{T-I+1} \sum_{i=I}^T (\mu(\theta_i) + \sigma(\theta_i) \cdot \epsilon_{\theta_i} - \bar{y})^2.$$

Expand the square and we have:

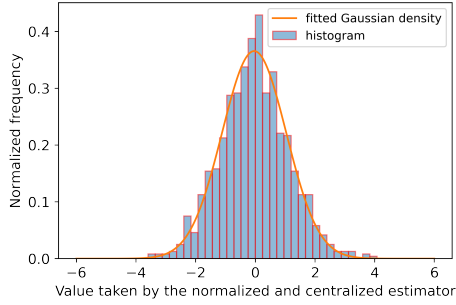
$$\begin{aligned} \hat{\sigma}^2(\theta^*) &= \frac{1}{T-I+1} \sum_{i=I}^T (\mu(\theta_i) - \bar{\mu})^2 \\ &\quad + \frac{1}{T-I+1} \sum_{i=I}^T (\sigma(\theta_i) \cdot \epsilon_{\theta_i} - \bar{\sigma})^2 + O_p\left(\frac{1}{T}\right), \end{aligned}$$

here  $\bar{\mu} = \frac{1}{T-I+1} \sum_{i=I}^T \mu(\theta_i)$  and  $\bar{\sigma} = \frac{1}{T-I+1} \sum_{i=I}^T \sigma(\theta_i) \cdot \epsilon_{\theta_i}$ . Then

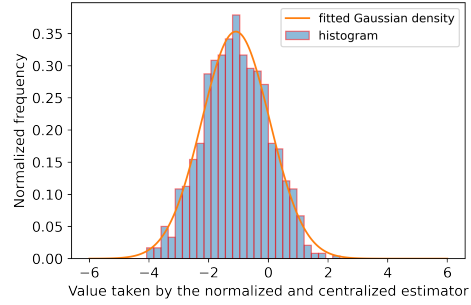
$$\begin{aligned} \hat{\sigma}^2(\theta^*) &= \frac{1}{T-I+1} \sum_{i=I}^T \mu^2(\theta_i) - \bar{\mu}^2 \\ &+ \frac{1}{T-I+1} \sum_{i=I}^T \sigma^2(\theta_i) \cdot \epsilon_{\theta_i}^2 - \bar{\sigma}^2 + O_p\left(\frac{1}{T}\right). \end{aligned}$$

For the first two terms, since  $\mu(\theta_i) \rightarrow \mu(\theta)^*$  and  $\bar{\mu} \rightarrow \mu(\theta)^*$ , by Stolz theorem we know it's  $o(1)$ . For  $\bar{\sigma}^2$ , by CLT we know it's  $O_p(\frac{1}{T})$ . As for  $\frac{1}{T-I+1} \sum_{i=I}^T \sigma^2(\theta_i) \cdot \epsilon_{\theta_i}^2$ , by our extra condition it is  $\frac{1}{T-I+1} \sum_{i=I}^T \sigma^2(\theta_i)$ . Since  $\sigma(\theta_i) \rightarrow \sigma(\theta^*)$ , again by Stolz theorem we know  $\frac{1}{T-I+1} \sum_{i=I}^T \sigma^2(\theta_i) = \sigma^2(\theta^*) + o(1)$ . Thus,  $\hat{\sigma}^2(\theta^*) = \sigma^2(\theta^*) + o_p(1)$ , which finishes our proof.

**Numerical Results of t-distribution** The results of t-distribution we mentioned in numerical experiments are given by Figure 1(j) and 1(k).



(j) Result of Algorithm 1, t distribution



(k) Result of central FD method, t distribution