
Transformer-based Text Classification on Unified Bangla Multi-class Emotion Corpus

Md Sakib Ullah Sourav¹ · Huidong Wang¹

Received: date / Accepted: date

Abstract

Because of its importance in studying people's thoughts on various Web 2.0 services, emotion classification (EC) is an important undertaking. Existing research, on the other hand, is mostly focused on the English language, with little work on low-resource languages. Though sentiment analysis, particularly the EC in English, has received a lot of attention in recent years, little study has been done in the context of Bangla, one of the world's most widely spoken languages. We propose a complete set of approaches for identifying and extracting emotions from Bangla texts in this research. We provide Bangla emotion classifier for six classes (anger, disgust, fear, joy, sadness, and surprise) from Bangla words, using transformer-based models which exhibit phenomenal results in recent days especially for high resource languages. The "Unified Bangla Multi-class Emotion Corpus (UBMEC)" is used to assess the performance of our models. UBMEC was created by combining two previously released manually labeled datasets of Bangla comments on 6-emotion classes with fresh manually tagged Bangla comments created by us. The corpus dataset and code we used in this work is made publicly available.

Keywords Bangla corpus · Bangla emotion analysis · Text classification · Multi-class emotion classification · Natural language processing.

1 Introduction

□ Huidong Wang
huidong.wang@ia.ac.cn

¹ School of Management Science and Engineering, Shandong University of Finance and Economics, Jinan, China

While enough research has been done to identify emotions from visual and auditory data, textual data emotion recognition is still a new and active study topic [1]. WeChat, Twitter, YouTube, Instagram, and Facebook, and other Web 2.0 platforms or social networks (SNs), have recently emerged as the most important platforms for social communication [2], education [3], information exchange [4], and other purposes [5, 6, 7] among a variety of people. Users of SN connect, share their thoughts, feelings, and ideas, and participate in discussion groups. Text conversation, or more specifically, emotion classification (EC), is essential to comprehending people's

activities since the internet's invisible nature has made it possible for a single user to engage in violent SNs speech data [8].

EC is a subset of sentiment analysis (SA). Text-based SA usually classified into two types: opinion-based and emotion-based. Text polarity, which divides text or sentences into positive, negative, or neutral feelings, is used to classify opinions [9]. EC is a technique for extracting fine-grained emotions from speech or voice, picture, or text data [10]. Understanding the emotion or sentiment behind a particular activity or trend in online content is of significant value to businesses, consumers, corporate leaders, governments, and other interested parties [11] because an increasing number of people on virtual platforms are producing online material at a rapid rate. In many human-computer interaction (HCI) systems where text is the major form of communication, text classification is also crucial. The significant rise in SNs has caused EC to divert its attention to social media data analysis. Nowadays, it is common practice to employ computational linguistics, machine learning (ML), and deep learning (DL) to assess the emotions or experiences indicated in user-written comments [12]. One of the most difficult issues in natural language processing (NLP), a branch of artificial intelligence (AI) that requires a comprehension of natural language for many HCI applications [13], is classifying emotions in text.

228 million people speak Bangla as their mother tongue, and another 37 million do so as a second language, making it the fifth most widely used native language in the world [14]. Bangla data storage has increased dramatically online recently due to the rise of Web 2.0 apps and related services, similar to other major languages. Unstructured textual formats such as reviews, opinions, suggestions, ratings, comments, and feedbacks are just a few examples of how this data is typically presented. Due to the supervised nature of classification approaches, more labeled data must be used for ML and DL model training in order to yield useful results. High-quality Bangla labeled data are, nevertheless, scarce in many sectors. Contrary to English and other Western dialects, which are acknowledged as being rich dialects in terms of linguistics and technology, analyzing these massive volumes of data using NLP to identify underlying sentiment or emotions is a difficult research topic for resource-constrained languages like Bangla [15]. The highly inflected elements of the Indo-Aryan language, such as its 36 different noun forms, 24 different pronoun forms, and more than 160 varied verb forms, make the EC operation in Bangla exceptionally difficult.

BNemo [16] and BEmoC [17] are two Bangla emotion corpuses that include 6327 and 7000 tagged reviews, respectively, and are divided into six groups (anger, disgust, fear, joy, sorrow, and surprise). However, the development of an automated emotion classifier for Bangla literature requires a comparatively larger amount of emotion corpus. As a consequence, [18] is the basis of our proposed model's inspiration as we strive to conduct the EC of Bangla phrases in this study. The aforementioned paper presented a thorough analysis of transformer-based models for emotion detection in texts using pre-trained Bidirectional Encoder Representations from Transformers (BERT) word embeddings. Recently, a range of downstream NLP applications have shown the efficacy of transformer-based deep neural network based architectural models and modifications, especially for resource-rich languages (like, English). Because Bangla EC has been the subject of some prior study, we want to assess it in the most efficient and trustworthy manner possible.

The objective of this research study is to answer the following questions:

- Is it possible to utilize a transformer-based DL model to identify the emotion expressed by a social network user in Bangla?

-
- Does the DL approach with BERT word embeddings effective than the ML-based approaches to EC for the Bangla language?

The use of pre-trained word embeddings model for EC of Bangla texts is examined to solve the first study question. Unlike ML-based techniques, Multilingual BERT is a DL model based on pre-trained word embedding that is used to examine semantic links between words. The DL models were compared to Bangla EC's ML-based approaches to answer the second question.

The main contributions of our research are as follows:

- A new, larger, unified 6-class (anger, disgust, fear, joy, sadness, and surprise) EC dataset named Unified Bangla Multi-class Emotion Corpus (UBMEC) has been constructed for Bangla language based on user reviews. It amalgamates two previously published publicly available Bangla emotion corpuses BNemo [16] and BEmoC [17], as well as with additional manually tagged corpus by us those results in an adequately developed Bangla emotion corpus. It is gathered from various domains such as food, software, entertainments, politics, sports and others.
- Fine-tuning a multilingual variant of BERT (m-BERT) model for Bangla EC that has been trained on 104 languages, including Bangla, and is based on a BERT base with 12 layers, 768 hidden heads, and 110M parameters.
- A set of baseline results of ML models (LR, NB, XGBoost) to create a benchmark for multi-class EC in Bangla.

The remainder of the paper is laid out as follows. The section "Related work" describes EC's related work. The recommended technique is presented in the section "Methodology." The "Results and Discussions" section examines the experimental findings and assessment criteria. The paper's final section is titled "Conclusions."

2 Related Works

2.1 Transformer Models in Text-based Emotion Classification (EC)

Researchers put their efforts in building state of the art transformer models detecting emotions from text in rich resource languages, mostly in English. Huang et al. [19] achieved F1 score of 81.5 and 88.5 for the "Friends" and "Emotion-Push" datasets, respectively, while examining BERT's emotion identification abilities. There are four emotion classifications in both datasets, "Friends" and "Emotion-Push" developed in study [20]. Authors in [19] altered BERT and created two models, FriendsBERT and Chat-BERT, for the Friends and Emotion-Push datasets, respectively, using various pre-training tasks before the official training procedure. Using a modified BERT model, Huang et al. [21] achieved 0.7709 on four categories (Angry, Sad, Happy, and Others) using Twitter data. Malte and Ratadiya [22] constructed the BERT model on three classes (overtly aggressive, covertly aggressive and non-aggressive) to detect cyber abuse in English and Hindi texts, which received an F1 score of 0.6244 and 0.6596, respectively. Using BERT-large on three datasets: ISEAR, SemEval, and Emobank, Park et al. [23] categorized emotions categorically and predicted the Valence-Arousal-Dominance (VAD) scores of dimensional emotions. For categorically identifying texts in the ISEAR and SemEval data, their model received micro F1 values of 0.688 and 0.695, respectively, and VAD scores of 0.659, 0.327, and 0.287. To identify emotions and propaganda, Vlad et al. [24] presented an ensemble of BERT, bi-LSTM, and Capsule models that received a micro F1 score of 0.5868. Kazameini et al. [25] used BERT word

embeddings with bagged SVM to predict author personality attributes. They were 59.03 percent accurate on average.

Subsequently, when it comes to Bangla language using transformer models, there is only a single earlier work based on transformer models till this date. Das et al. [35] assessed three transformer models: m-BERT, Bangla-BERT, and XLM-R on their own developed Bangla corpus BEmoC along with several ML and DL models. Among all the models in their work, they got highest weighted F1-score of 69.73%. Tripto et al. [31] performed emotion detection of six classes in their custom made dataset containing 2890 comments from different types YouTube videos in Bangla, English and Romanized Bangla language. Using DL models such as LSTM and CNN and ML models NB and SVM, the best model gives a weighted F1-score of 53.54%.

2.2 Datasets for Text-based Emotion Classification (EC)

There are enormous publicly available large-scale English datasets on various emotion classes from different domains. The EmotionLines dataset [20] consisting of two data subsets (i.e., the Friends and Emotion-Push datasets) was released for the challenge; emotions were classified into four labels (i.e., neutral, joy, sadness, and anger to classify emotion from texts in English. Each subset includes 1,000 English dialogues. EmoBank [26] is another corpus of 10,000 English sentences balancing multiple genres, annotated with dimensional emotion metadata in the VAD representation format. EmoBank excels with a bi-perspectival and bi-representational design. ISEAR (International Survey on Emotion Antecedents and Reactions) is another widely renowned dataset contains 7,665 sentences. Over a period of many years during the 1990s, a large group of psychologists all over the world collected data in the ISEAR project, directed by Klaus R. Scherer and Harald Wallbott [27]. Student respondents, both psychologists and non-psychologists, were asked to report situations in which they had experienced all of 7 major emotions (joy, fear, anger, sadness, disgust, shame, and guilt). In each case, the questions covered the way they had appraised the situation and how they reacted. The final data set thus contained reports on seven emotions each by close to 3,000 respondents in 37 countries on all 5 continents. SemEval-2017 Task 4 [28] is a dataset contains 1,250 texts obtained from Twitter, news headlines, Google news and other sources that were annotated for Ekman's 6 basic emotions [30]. Saif Mohammad and Felipe Bravo-Marquez [29] developed a small dataset named "WASSA-2017 Emotion Intensities (EmoInt)" with 4 emotion classes (fear joy, sadness and anger) which caught much attention to the NLP researchers.

Table 1. Summary of existing Bangla Emotion Datasets

| Corpus | Publicly available | Classes | Total data (reviews) |
|------------------------------|--------------------|---------|----------------------|
| BEmoC [25] | Yes | 6 | 7000 |
| BNemo [24] | Yes | 6 | 6327 |
| Bangla Youtube Comments [39] | Yes | 6 | 2890 |

On the other hand, only two publicly available datasets on Bangla emotion classes has been published so far (Table.1). Ataur Rahman and Hanif Seddiqui [16] presented a manually annotated Bangla emotion corpus named BNemo which incorporates the diversity of fine-grained emotion labels such as Sadness, Happiness, Disgust, Surprise, Fear and Anger. They collected a large amount of raw text data from the user's comments on two different Facebook groups (Ekattor TV and Airport Magistrates) and from the public post of a popular blogger and activist Dr. Imran H Sarker. A total of 6,327 comments/reviews were

annotated into the six categories. Another recent work by Asif Iqbal et al. [17] named BEmoC, they labeled a total of 7,000 Bangla texts into six basic emotion categories from various sources like Facebook and YouTube comments/posts, online blog posts, Bangla story books, Bangla novels, text conversations, and newspapers.

We consider EC is as important for Bangla dialects as it is for any other dialect. Hence our focus is to build a BERT-based model that can classify Bangla emotion from texts.

3 Methods

3.1 Model and Architecture

In this section, we present the implementation details of our experimental setup. We fine-tuned m-BERT (Fig.1), BERT-base-multilingual-uncased¹, as this is one of the well-structured backbone especially for low resource languages and there is a lack of such robust monolingual Bangla models and it is the only model that was trained with Bangla language up until performing our experiment. The m-BERT is trained on more than 100 languages with the largest Wikipedia corpus. Embeddings from *BERTbase* have 768 hidden units. The BERT configuration model takes a sequence of words/tokens at a maximum length of 512 and produces an encoded representation of dimensionality 768. When fine-tuned on the downstream sentence classification task, a very few changes are applied to the *BERTbase* configuration. In this architecture, only the [CLS] (classification) token output provided by BERT is used. The [CLS] output is the output of the 12th transformer encoder with a dimensionality of 768. It is given as input to a fully connected neural network, and the Softmax activation function is applied to the neural network to classify the given sentence. Thus, BERT learns to predict whether a sentence can be classified as any of the six emotion classes.

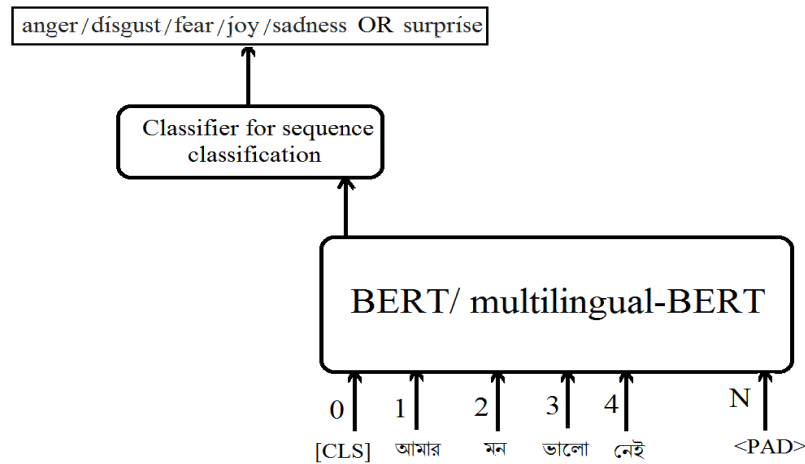


Fig.1. BERT model for emotion classification in Bangla texts.

3.2 Dataset Creation & Preprocessing

We considered two publicly available Bangla corpuses on 6 major emotion classes named BNemo [16] and BEmoC [17] for our work. We combined these two datasets and external manually annotated addition

¹ <https://github.com/google-research/BERT/blob/master/multilingual.md>

reviews. We took the reviews from the public YouTube comments on famous Bangla novelist and writer Humayun Ahmed’s dramas named “কোথাও কেউ নেই”, “বহরীহি”, “নক্ষত্রের রাত” and comments from BBC Bangla’s various Facebook posts on contemporary issues, for instance - war, suicide, hatred, women abuse and similar kinds.

In BNemo dataset, the six emotion classes were named as- “sad”, “happy”, “disgust”, “surprise”, “fear” and “angry”. We changed “sad” to “sadness”, “happy” to “joy” and “angry” to “anger” to keep all the labels similar with BEmoC dataset.

We performed quite a few operations as part of the preprocessing step. For instance, stopwords. Stopwords are used to remove unnecessary words, fostering programs deal with the crucial ones. Plus, we performed duplicate drop function if any review is mistakenly added in more than any review in the above two datasets. After performing such cleaning operations, we finally got 6125 out of 6327 reviews from BNemo and 6838 out of 7000 reviews from BEmoC (Fig.2). With our manually annotated reviews we constructed the Unified Bangla Multi-class Emotion Corpus (UBMEC) that accumulates a total of 13072 reviews. The data length of UBMEC is 268298 words. The rest of the data are shown in Table.2.

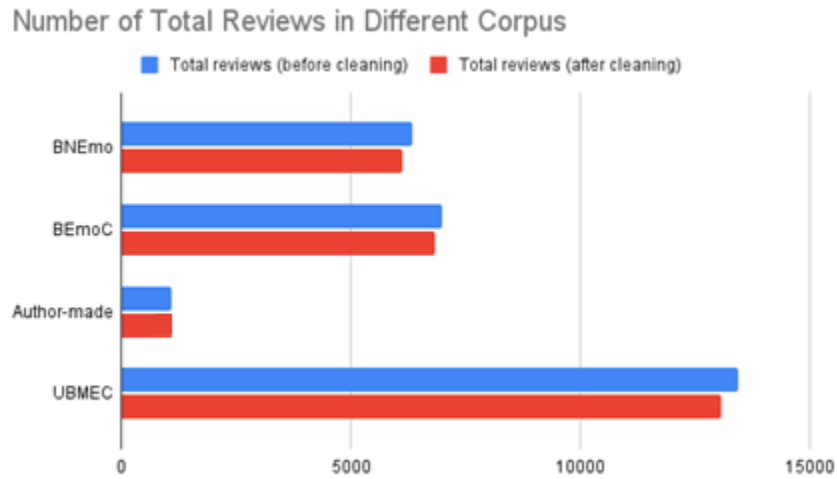


Fig.2. Total number of reviews from different sources in development of UBMEC

Table 2. Description of UBMEC Dataset

| UBMEC | |
|----------------------------------|--|
| Data length | 268298 words |
| Data Class | 6 (anger, disgust, fear, joy, sadness, and surprise) |
| Total Reviews | 13072 |
| Size on disk | 1100 KB |
| Train-test data split | 9150, 3922 |
| Maximum words in a single review | 218 |
| Minimum words in a single review | 6 |

The UBMEC dataset consists of 3290 “joy” reviews, 2622 “sadness” reviews, 2422 “anger” reviews, 2049 “disgust” reviews, 1348 “fear” reviews and 1341 “surprise” reviews (Fig.3).

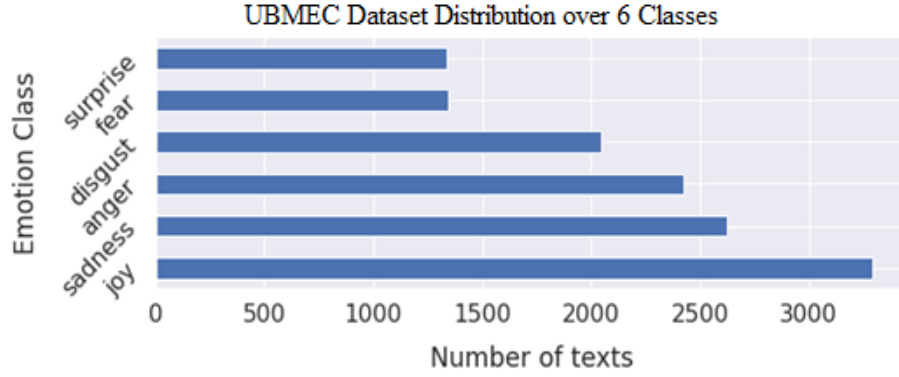


Fig.3. Distribution of 6 classes in UBMEC Dataset.

As mentioned by the authors in [32], the human emotions can be further categorized into just four classes: joy, sadness, fear/surprise, and anger/disgust. As the semantic meaning of a sentence from fear/surprise and anger/disgust are very close to each other. Hence, we split the dataset into 4 classes to see how it results when our model classifies the emotion classes.

After splitting, we got 3290 “joy” reviews, 2622 “sadness” reviews, 4460 “anger/disgust” reviews, and 2687 “fear/surprise” reviews (Fig.4).

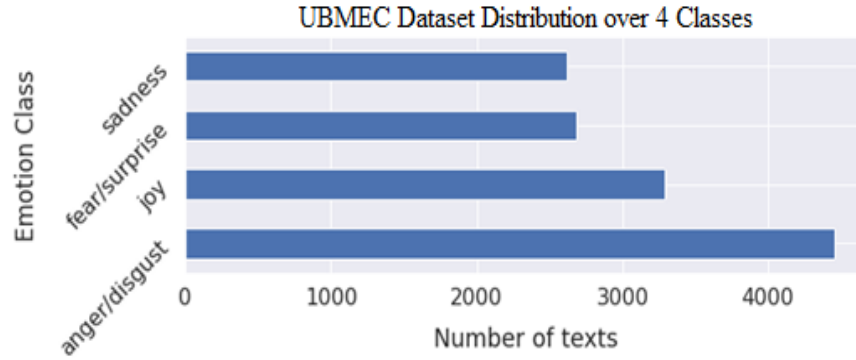


Fig.4. Distribution of 4 classes in UBMEC Dataset.

From Table.3 we can see sample annotated reviews in UBMEC dataset for each of six emotion classes in Bangla sentences.

Table 3. Sample annotated reviews in UBMEC dataset

| Emotion Class | Meaning | Text Sample |
|---------------|---|---|
| Joy | When a writing expresses happy feelings derived from both new and familiar experiences, it is classified as joyful. [33] | এরকম নাটক বারবার দেখেও বিরক্ত লাগে না, এমন লেখক আর দ্বিতীয় একজন হবে না, যার নাম হুমায়ুন আহমেদ |
| Sadness | If a text communicates a response to loss, it falls into the grief category, and feeling sad helps us convince others that we need aid. [33] | সত্যের জয় সবসময় হয় নাহ! এমন হাজারও বাকের আছে মিথ্যের কারণে চলে যেতো হয়! সত্যি কোথাও কেউ নেই! |
| Anger | A letter is considered angry if it expresses unjust treatment of us or others. [33] | দেশ যখন মানুষরূপী শুয়োরেরা চালায়। |
| Disgust | When a text conveys a disappointed sensation about anything bad or unpleasant that occurs physically or psychologically, it falls into the Disgust category. [33] | জনগণের ক্রিটিকাল থিংকিং এবিলিটি প্রয়োজনীয়তার তলানিরও নিচে। আই ওয়াশ আর সার্কাজমে এরা বেশি উৎসাহী। |
| Fear | When a literature depicts threats or dangers to our safety or existence, it expresses terror. [33] | দেশে হিন্দু মুসলিমদের দাঙ্গা লাগানোর চেষ্টা চলছে। |
| Surprise | A writing is considered surprising if it describes an unexpected or surprising incident that occurred unexpectedly. [33] | সুইসাইড করাকে জাস্টিফাই করছেন?! |

3.3 Model Training and Fine-Tuning

The entire EC is done in two steps; the pre-training of the m-BERT language model took place in the first phase while the second part involved fine-tuning the outermost classification layer. The main resource for pre-training the m-BERT has been the Bangla Wikipedia. The m-BERT model was tuned using the training set of the planned UBMEC dataset, which comprises of labeled user evaluations. This technique has been utilized in particular to train the fully linked categorization layer. Language-specific Wikipedia content varies in amount, therefore data is sampled using an exponentially smoothed weighting (with a factor 0.7). As a result, low resource languages are more evenly sampled than high resource languages like English. Similarly, word counts are sampled to ensure that low resource languages have an adequate vocabulary. Categorical cross-entropy was used as the loss function during training. The lists of hyper-parameters used for this research are shown in Table.4.

Table.4 m-BERT model hyper-parameters.

| Hyper-parameter | Value |
|-----------------------------|-------|
| Learning rate | 2e-5 |
| Batch size | 64 |
| Number of epochs | 5 |
| Adam epsilon | 1e-8 |
| Gradient accumulation steps | 1 |
| Hidden size | 768 |
| Hidden layers | 12 |
| Maximum sequence length | 64 |
| Parameters | 110 M |

4 Results and Discussions

4.1 Result of Machine Learning Models and m-BERT model

Here, we compared the results of m-BERT model with other ML algorithms. First we see the results of Logistic Regression (LR), Naïve Bayes (NB), XGBoost on datasets- BNemo, BEmoC and on our proposed UBMEC dataset (Fig.5). The train-test split made same in both m-BERT model and ML models. The results of these three dataset using different ML models are given in Table.5 in detailed form. From the table, we get to see that among all ML models, LR gave the best result. In BEmoC dataset, LR gives 47% accuracy. While the UBMEC dataset exhibits 44% accuracy through LR method. Among all the ML models, it is evident that the three datasets along with our proposed one perform consistently. This also validates the correctness of the formation of UBMEC dataset.

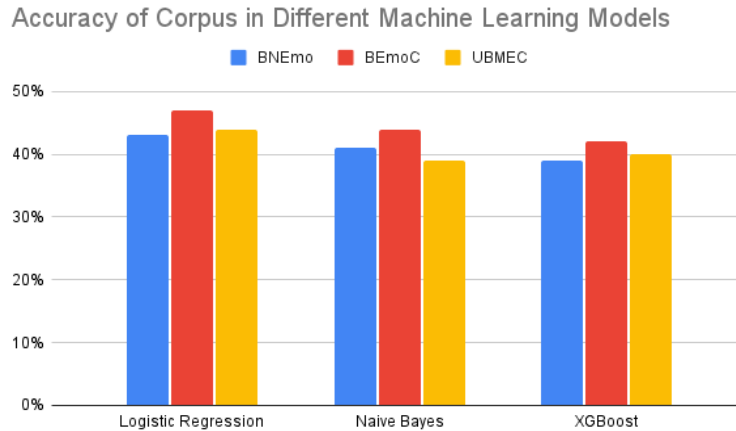


Fig.5 Accuracy of Different Machine Learning Models on Three Emotion Corpus.

ML models have fewer trainable parameters on average than deep neural networks, which explains why they learn so rapidly. Instead than using semantic information, these classifiers use the discriminative power of words in respect to their classes to create class margins. Furthermore, LR outperforms all other ML algorithms since it not only deduces maximum margin hyper planes, but it also handles outliers substantially better than other ML algorithms.

On the other hand, DL algorithms are substantially more capable of extracting hidden patterns than ML learning classifiers, not simply because they automate the feature engineering process. Quite often ML algorithms are generally found less successful than DL algorithms in this regard.

Table.5 Six Emotion Class Results using Machine Learning and m-BERT Models

| Dataset | Models | Accuracy | Weighted F1-score |
|---------|---------|-------------|-------------------|
| BNemo | LR | 0.41 | 0.45 |
| | NB | 0.40 | 0.47 |
| | XGBoost | 0.38 | 0.44 |
| BEemoC | LR | 0.47 | 0.47 |
| | NB | 0.44 | 0.48 |
| | XGBoost | 0.41 | 0.42 |
| UBMEC | LR | 0.44 | 0.45 |
| | NB | 0.39 | 0.44 |
| | XGBoost | 0.39 | 0.42 |
| | m-BERT | 0.61 | 0.7103 |

In view of getting a different insight, along with six class EC, we further performed four class (joy, sadness, fear/surprise, and anger/disgust) EC. For this purpose, we splitted the UBMEC dataset into train-test data split of 9141 and 3918. This time we get the data length of UBMEC dataset is 267847 words. Total reviews, (Before cleaning, after cleaning) = (13436, 13059).

Table.6 shows the result on 4 classes EC results in different ML and m-BERT models. The performance metrics indicate the enhancement of results in classifying 4 Bangla emotion classes.

Table.6 Four Emotion Classes Results using Machine Learning and m-BERT Models

| Dataset | ML model | Accuracy | Weighted F1-score |
|---------|----------|-------------|-------------------|
| UBMEC | LR | 0.53 | 0.55 |
| | NB | 0.51 | 0.56 |
| | XGBoost | 0.49 | 0.53 |
| | m-BERT | 0.69 | 0.76 |

From the table.5 and 6, it is observable that the m-BERT model performs well in compared to the ML approaches. For six classes Bangla emotion classification it shows a highest weighted f1-score of 71% and that of 76% for four classes. Since the training of m-BERT models take significant amounts of time, we restricted the training to only seven epochs. It is obvious that if we train the model with more epochs it can perform even better. As well as, other approaches can be made. For example, [34] is being made to construct monolingual BERT models dedicated for Bangla language by enthusiastic Bangla NLP researchers around the world. Hence, more sophisticated BERT-based text classification models for Bangla EC can be constructed as potential future work of this research that will surely enrich the Bangla NLP research domain.

4.2 Performance Comparison with Previous Models

By assessing the performance in F1-score, we compare the effectiveness of our m-BERT model with the prior techniques [31, 35]. A summary of the comparison is shown in Table.7. The findings demonstrate that proposed m-BERT model performed better than previous approaches classifying six emotion classes in Bangla by obtaining the greatest F1-score (71.03%).

Table.7 Model Performance Comparison

| Methods | Weighted F1 (%) |
|----------------------|-----------------|
| Word2Vec + LSTM [31] | 53.54 |
| XLNet [35] | 69.73 |
| m-BERT (proposed) | 71.03 |

As previously indicated, research on applying BERT techniques to evaluate Bangla emotion is limited. In this domain, few papers have been published, all of which mostly employed ML or DL classifiers on a small dataset with constrained domains. Our dataset, on the other hand, comprises more user ratings than previous research and covers numerous genres with six categorization classes: anger, disgust, fear, joy, sadness, and surprise.

5 Conclusions

It appears difficult to determine someone's emotional state from their textual communication. Understanding the text's emotions is crucial for human-computer interaction (HCI). In this work, we employed multilingual-BERT (m-BERT) and pre-trained BERT for emotion categorization for Bangla, a language with limited resources. By comparing the outcomes between two earlier, smaller Bangla emotion datasets and our newly created unified dataset using ML and m-BERT classification models, we were able to verify the high quality of our generated dataset. In comparison to conventional word-based ML techniques, our analysis demonstrated that employing the pre-trained BERT and m-BERT models and fine-tuning it for downstream Bangla emotion text classification tasks produced higher weighted F1-score and accuracy metrics.

Declarations

Funding None.

Conflicts of interest/Competing interests The authors declare that they have no conflicts of interest/competing interests.

Ethics Approval Not applicable.

Consent to participate Not applicable.

Availability of data The dataset we constructed in this paper is available at [https://github.com/Sakibsourav019/UBMEC-Unified-Bangla-Multi-class-Emotion-Corpus/blob/main/UBMEC%20Corpus_Sakib\(updated\).xlsx](https://github.com/Sakibsourav019/UBMEC-Unified-Bangla-Multi-class-Emotion-Corpus/blob/main/UBMEC%20Corpus_Sakib(updated).xlsx)

Code availability The source code is available at <https://github.com/Sakibsourav019/UBMEC-Unified-Bangla-Multi-class-Emotion-Corpus->

Authors' contribution MSU Sourav and H. Wang contributed the central idea, analyzed most of the data, and wrote the initial draft of the paper. Both of them contributed to refining the ideas and revised the manuscript. The authors reviewed the results and approved the final version of the manuscript.

References

1. Almeida, A. M., Cerri, R., Paraiso, E. C., Mantovani, R. G., & Junior, S. B. (2018). Applying multi-label techniques in emotion identification of short texts. *Neurocomputing*, 320, 35-46.
2. Stadtfeld, C., Takács, K., & Vörös, A. (2020). The emergence and stability of groups in social networks. *Social Networks*, 60, 129-145.
3. Nández, G., & Borrego, Á. (2013). Use of social networks for academic purposes: a case study. *The electronic library*.
4. Sourav, M. S. U., Zhang, X., & Wang, H. (2021, December). Social Media as Information Support in Reducing COVID-19 Depressions: Self-Efficacy as Mediator for Behavioral Modeling. In *2021 11th International Conference on Intelligent Control and Information Processing (ICICIP)* (pp. 82-87). IEEE.
5. Chen, J., & Wang, Y. (2021). Social media use for health purposes: systematic review. *Journal of medical Internet research*, 23(5), e17917.
6. Cartwright, S., Liu, H., & Raddats, C. (2021). Strategic use of social media within business-to-business (B2B) marketing: A systematic literature review. *Industrial Marketing Management*, 97, 35-58.
7. Abdulsalam, N. M., & Bakarman, M. A. (2021). Use of social media in food safety in Saudi Arabia—a preliminary study. *AIMS public health*, 8(2), 322.
8. Khan, L., Amjad, A., Ashraf, N., & Chang, H. T. (2022). Multi-class sentiment analysis of urdu text using multilingual BERT. *Scientific Reports*, 12(1), 1-17.
9. Babu, N. V., & Kanaga, E. (2022). Sentiment analysis in social media data for depression detection using artificial intelligence: A review. *SN Computer Science*, 3(1), 1-20.
10. Bulagang, A. F., Mountstephens, J., & Teo, J. (2021). Multiclass emotion prediction using heart rate and virtual reality stimuli. *Journal of Big Data*, 8(1), 1-12.
11. Ligthart, A., Catal, C., & Tekinerdogan, B. (2021). Systematic reviews in sentiment analysis: a tertiary study. *Artificial Intelligence Review*, 54(7), 4997-5053.
12. Priyadarshini, I., & Cotton, C. (2021). A novel LSTM-CNN-grid search-based deep neural network for sentiment analysis. *The Journal of Supercomputing*, 77(12), 13911-13932.
13. Öhman, E. (2021, December). The Validity of Lexicon-based Sentiment Analysis in Interdisciplinary Research. In *Proceedings of the Workshop on Natural Language Processing for Digital Humanities* (pp. 7-12).
14. "Bengali." *Ethnologue*, <https://www.ethnologue.com/language/ben>.
15. Das A, Iqbal MA, Sharif O, Hoque MM. (2021). Bemod: development of Bangla emotion dataset for classifying expressions of emotion in texts. In: Vasant P, Zelinka I, Weber GW, editors. *Intelligent computing and optimization*. Cham: Springer International Publishing, 1124-36
16. Rahman, Md Aatur, Seddiqui, Md. Hanif, (2020). "BanglaEmotion: A Benchmark Dataset for Bangla Textual Emotion Analysis", *Mendeley Data*, V1, doi: 10.17632/24xd7w7dhp.1
17. Iqbal, M.A., Das, A., Sharif, O. et al. (2022). BEmoC: A Corpus for Identifying Emotion in Bangla Texts. *SN COMPUT. SCI.* 3, 135 <https://doi.org/10.1007/s42979-022-01028-w>
18. Acheampong, Francisca Adoma, Henry Nunoo-Mensah, and Wenyu Chen. (2021). "Transformer models for text-based emotion detection: a review of BERT-based approaches." *Artificial Intelligence Review* 54.8, 5789-5829,

-
19. Y.-H. Huang, S.-R. Lee, M.-Y. Ma, Y.-H. Chen, Y.-W. Yu, and Y.-S. Chen, (2019). "Emotionx-idea: Emotion BERT—an affectional model for conversation," arXiv preprint arXiv:1908.06264, p. 6,
 20. S. Y. Chen, C. C. Hsu, C. C. Kuo, K. Huang, and L. W. Ku, (2019). "Emotionlines: An emotion corpus of multi-party conversations," in *11th International Conference on Language Resources and Evaluation, LREC 2018*, 1597–1601, *European Language Resources Association (ELRA)*,
 21. C. Huang, A. Trabelsi, and O. R. Zaiane, (2019). "Ana at semeval-2019 task 3: Contextual emotion detection in conversations through hierarchical lstms and BERT," in *Proceedings of the 13th International Workshop on Semantic Evaluation*, 49–53,
 22. A. Malte and P. Ratadiya, (2019). "Multilingual cyber abuse detection using advanced trans- former architecture," in *TENCON 2019-2019 IEEE Region 10 Conference (TEN-CON)*, 784–789
 23. S. Park, J. Kim, J. Jeon, H. Park, and A. Oh, (2019). "Toward dimensional emotion detection from categorical emotion annotations," arXiv preprint arXiv: 1911.02499, 11
 24. G.-A. Vlad, M.-A. Tanase, C. Onose, and D.-C. Cercel, (2019). "Sentence-level propaganda detection in news articles with transfer learning and BERT-bilstm-capsule model," in *Proceedings of the Second Workshop on Natural Language Processing for Internet Freedom: Censorship, Disinformation, and Propaganda*, 148–154
 25. A. Kazameini, S. Fatehi, Y. Mehta, S. Eetemadi, and E. Cambria, (2020). "Personality trait detection using bagged svm over BERT word embedding ensembles," arXiv preprint arXiv:2010.01309, p. 4
 26. Buechel, Sven, and Udo Hahn. (2017). "Readers vs. writers vs. texts: Coping with different perspectives of text understanding in emotion annotation." In *Proceedings of the 11th Linguistic Annotation Workshop*, 1-12.
 27. Scherer, K.R. and Wallbott, H.G., (1994). Evidence for universality and cultural variation of differential emotion response patterning. *Journal of personality and social psychology*, 66(2), 310.
 28. Rosenthal, Sara, Noura Farra, and Preslav Nakov. (2019). "SemEval-2017 task 4: Sentiment analysis in Twitter." arXiv preprint arXiv:1912.00741
 29. Mohammad, Saif M., and Felipe Bravo-Marquez. (2017). "WASSA-2017 shared task on emotion intensity." arXiv preprint arXiv:1708.03700
 30. Ekman P. (1972). Universal and cultural differences in facial expression of emotion. *Nebraska Symp Motiv.* 19:207–84
 31. N. Irtiza Tripto and M. Eunus Ali, (2018). "Detecting Multilabel Sentiment and Emotions from Bangla YouTube Comments," *2018 International Conference on Bangla Speech and Language Processing (ICBSLP)*, 1-6, (2018) doi: 10.1109/ICBSLP.2018.8554875
 32. R. E. Jack, O. G. Garrod, and P. G. Schyns, (2014). "Dynamic facial expressions of emotion transmit an evolving hierarchy of signals over time," *Current biology*, vol. 24, no. 2, 187–192
 33. Ekman P. 16 (1999). Basic emotions. *Handbook of cog- nition and emotion*. 98(45–60):
 34. Bhattacharjee, Abhik, Tahmid Hasan, Kazi Samin, M. Sohel Rahman, Anindya Iqbal, and Rifat Shahriyar. (2021). "BanglaBERT: Combating embedding barrier for low-resource language understanding." arXiv preprint arXiv:2101.00204
 35. Das, A., Sharif, O., Hoque, M. M., & Sarker, I. H. (2021). Emotion classification in a resource constrained language using transformer-based approach. *arXiv preprint arXiv:2104.08613*.