

Differentially Private Bootstrap: New Privacy Analysis and Inference Strategies

Zhanyu Wang

Department of Statistics, Purdue University

and

Guang Cheng

Department of Statistics, University of California, Los Angeles

and

Jordan Awan

Department of Statistics, Purdue University

October 13, 2022

Abstract

Differential private (DP) mechanisms protect individual-level information by introducing randomness into the statistical analysis procedure. While there are now many DP tools for various statistical problems, there is still a lack of general techniques to understand the sampling distribution of a DP estimator, which is crucial for uncertainty quantification in statistical inference. We analyze a DP bootstrap procedure that releases multiple private bootstrap estimates to infer the sampling distribution and construct confidence intervals. Our privacy analysis includes new results on the privacy cost of a single DP bootstrap estimate applicable to incorporate arbitrary DP mechanisms and identifies some misuses of the bootstrap in the existing literature. We show that the release of B DP bootstrap estimates from mechanisms satisfying $(\mu/\sqrt{(2-2/e)B})$ -Gaussian DP asymptotically satisfies μ -Gaussian DP as B goes to infinity. We also develop a statistical procedure based on the DP bootstrap estimates to correctly infer the sampling distribution using techniques related to the deconvolution of probability measures, an approach which is novel in analyzing DP procedures. From our density estimate, we construct confidence intervals and compare them to existing methods through simulations and real-world experiments using the 2016 Canada Census Public Use Microdata. The coverage of our private confidence intervals achieves the nominal confidence level, while other methods fail to meet this guarantee.

Keywords: Gaussian differential privacy, resampling, distribution-free inference, confidence interval.

1 Introduction

In the big data era, individual privacy protection becomes more critical than ever because personal information is collected and used in many different ways; while the intention of the data collection is usually to improve the user experience or, more generally, to benefit society, there have also been rising concerns about malicious applications of these data. To protect individuals against arbitrary attacks on their data, Dwork et al. (2006) proposed differential privacy (DP) which has become the state-of-the-art framework in privacy protection.

DP protects the sensitive information in the input of an algorithm by introducing additional randomness into the procedure. For statistical analysis, a great deal of prior work focused on producing private point estimates of a parameter, e.g., the sample mean, sample median, and the maximum of the data points. In contrast, while some prior work aims to quantify the uncertainty of a DP procedure, their techniques and results are usually restricted to specific settings, and there is still a lack of general-purpose methods (see related work).

One of the most widely used methods to approximate a sampling distribution is the bootstrap method (Efron, 1979). The bootstrap can be used to quantify uncertainty in many statistical ways, such as by producing a non-parametric confidence interval (CI). Although the bootstrap has been studied very well in Statistics, it is still an open question of how to build and analyze a DP bootstrap for private statistical inference. Brawner and Honaker (2018) were the first to propose and analyze a DP bootstrap procedure and used it to produce a CI based on the private bootstrap outputs. However, a key step in their privacy proof is incorrect¹, and we show in Section 3 that their stated privacy guarantee

¹They use a subsampling result for zCDP (Bun and Steinke, 2016) in Section 6.2, while there is no such

does not hold. Furthermore, the performance of their CI is not satisfactory in terms of both coverage and width. Balle et al. (2018) developed the state-of-the-art analysis of resampling for DP, both with and without replacement. As a particular case, their results can be used to analyze the privacy guarantees of mechanisms with their input being bootstrap samples. However, Balle et al. (2018) did not consider the cumulative privacy cost of multiple samples of the resampling methods, which restricts the usage of their results on the bootstrap. This is non-trivial, mainly because their results are presented in (ϵ, δ) -DP which, unlike f -DP, does not have tight composition techniques. Balle et al. (2018) also did not consider how to perform statistical inference on the DP bootstrap samples, which also limits the usability of their results.

Our contributions In this paper, we obtain a tight privacy analysis of a DP bootstrap method and develop inference strategies on the sampling distribution. Specifically, we derive the privacy guarantee of the DP bootstrap, which generalizes the result by Balle et al. (2018) from (ϵ, δ) -DP to f -DP, and an aspect of our proof strategy applies to any mixture of DP mechanisms where the bootstrap is a special case. Our result also identifies misuses of resampling with replacement in the literature. We derive the asymptotic cumulative privacy cost of multiple DP bootstrap estimates via the central limit theorem (CLT) for f -DP (Dong et al., 2022). We demonstrate how to use deconvolution on the DP bootstrap results to obtain a private estimate of the non-private sampling distribution and develop CIs. We provide simulations to show the advantage of our method in terms of the coverage of the resulting CIs. We also conduct real-world experiments on the 2016 Canada Census Public Use Microdata, which reveals the income difference between two provinces and a positive correlation between income and shelter cost under the DP guarantee.

result for zCDP (Bun et al., 2018).

Related work For DP confidence intervals, Du et al. (2020) provided a discussion and comparison between different methods (including NoisyVar, which we discuss in our experimental sections) providing DP CIs for the mean of normally distributed data. Sheffet (2017) presented a DP estimator for the t -values in ordinary least squares and derived the CI based on the t -values. Karwa and Vadhan (2018) gave DP CIs for the population mean of a normal distribution along with finite sample coverage and lower bounds on the size of the DP CI. D’Orazio et al. (2015) presented algorithms for releasing DP estimates of causal effects, particularly the difference between means estimators along with their standard errors and CIs. Brawner and Honaker (2018) gave the first attempt to use the DP bootstrap to obtain a private CI. Covington et al. (2021) used the bag of little bootstraps (BLB) and the CoinPress algorithm (Biswas et al., 2020) to privately estimate the parameters’ sampling distribution through its mean and covariance. Drechsler et al. (2021) proposed several strategies to compute non-parametric DP CIs for the median.

It is common to design DP mechanisms using either 1) resampling: replace the input by a dataset resampled from the original dataset (also known as subsampling if each entry of the dataset is resampled for at most once), and/or 2) composition: run multiple mechanisms and release all their outputs. For (ϵ, δ) -DP, the classical composition results are given by Dwork et al. (2010); Ullman (2017) derived a tight bound for subsampling, and Balle et al. (2018) gave the state-of-the-art results for resampling with and without replacement. For privacy loss distributions (PLD), Koskela et al. (2020) derived the PLDs for resampling with and without replacement for the Gaussian mechanism. For Rényi-DP, the state-of-the-art in composition results are given by Mironov (2017), and Wang et al. (2019) derived a tight bound for subsampling. For concentrated DP (CDP) and zero concentrated DP (zCDP), there are tight composition results (Dwork and Rothblum, 2016; Bun and

Steinke, 2016), but no results for resampling. Bun et al. (2018) proposed truncated CDP (tCDP) as an extension of zCDP, which has results for both composition and resampling without replacement. For f -DP, Dong et al. (2022) gave results for both composition and subsampling, along with a central limit theorem under composition. Zhu et al. (2022) derived ‘dominating pairs’ for composition and subsampling (subset subsampling and Poisson subsampling), which could be used to calculate any of the above DP guarantees.

Organization The remainder of this paper is organized as follows. In Section 2, we review the definition of f -DP and results used in our DP bootstrap analysis. In Section 3, we provide our privacy guarantee for the DP bootstrap along with a central limit theorem result for the cumulative privacy cost of many DP bootstrap outputs. In Section 4, we propose multiple methods for performing statistical inference on the DP bootstrap, such as using estimates of the population parameter and its variance to construct standard confidence intervals, and using deconvolution to estimate the sampling distribution and construct percentile intervals with privacy guarantees. In Section 5, we demonstrate through a simulation study that the CIs derived from the DP bootstrap have better coverage than an existing method, NoisyVar, mentioned in related work. In Section 6, we apply the DP bootstrap to answer two questions on a Canadian census dataset under privacy requirements: 1) whether there is difference between the mean income in Ontario and Quebec; 2) whether the income is positively correlated with the shelter cost in each of the two provinces. In Section 7, we discuss the implications of our work and highlight some directions for future research. Proofs and technical details are deferred to the Supplement.

2 Background in differential privacy

In this section, we provide existing results that are closely related to our DP bootstrap method. First, we discuss the definition of f -DP. Then we introduce the Gaussian mechanism to guarantee DP, and prior results on subsampling, composition, and group privacy.

For a set \mathcal{X} , a dataset $D \in \mathcal{X}^n$ with cardinality $|D| = n$ is a finite collection of elements from \mathcal{X} . We define $D_1 \simeq_k D_2$ if $|D_1| = |D_2|$ and they differ in k entries. We call D_1 and D_2 as *neighboring datasets* if $D_1 \simeq_1 D_2$, and we also write it as $D_1 \simeq D_2$. A *mechanism* $\mathcal{M} : \mathcal{X}^n \rightarrow \mathcal{O}$ is a randomized algorithm taking a dataset as input and outputting a value in some space \mathcal{O} . *Differential privacy* measures how much the mechanism changes when it is run on two neighboring datasets.

In this paper, we use the f -DP framework which measures the difference between two distributions by hypothesis testing. With an observation $\mathcal{M}(D_{\text{in}}) = o$, we consider a hypothesis test between $H_0 : D_{\text{in}} = D$ and $H_a : D_{\text{in}} = D'$. Intuitively, the harder this test is, the stronger the privacy guarantee that the mechanism \mathcal{M} provides. Wasserman and Zhou (2010) first used this hypothesis testing framework in DP, and Dong et al. (2022) generalized it to the f -DP framework using the *tradeoff function* which characterizes the difficulty of this test (also known as the receiver operating characteristic (ROC) curve.)

Definition 2.1 (tradeoff function). Consider the hypothesis test $H_0 : o \sim P$ versus $H_a : o \sim Q$. For any rejection rule $\phi(o)$, we use α_ϕ to denote the type I error and β_ϕ to denote the type II error. The tradeoff function $T_{P,Q}(\alpha) : [0, 1] \rightarrow [0, 1]$ is defined to be $T_{P,Q}(\alpha) := \inf_{\phi} \{\beta_\phi \mid \alpha_\phi \leq \alpha\}$, where the infimum is over all possible rejection rules ϕ . For a tradeoff function f , we denote its inverse by $f^{-1}(x) := \inf\{\alpha \in [0, 1] : f(\alpha) \leq x\}$. We define that f is symmetric if $f = f^{-1}$.

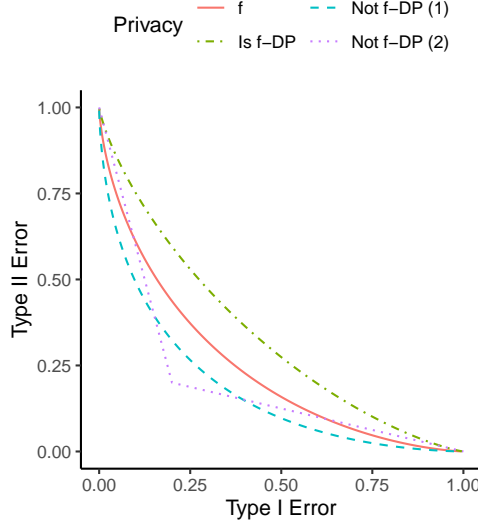


Figure 1: An illustration of tradeoff functions and f -DP (Dong et al., 2022)

Lower tradeoff functions indicate less privacy since an adversary can distinguish one distribution from the other with smaller type II error at a given type I error. The upper bound of the tradeoff function is $T(\alpha) = 1 - \alpha$, since it corresponds to the family of random rejection rules which reject H_0 with probability α for any observation o .

Definition 2.2 (f -DP (Dong et al., 2022)). Let f be a tradeoff function. We write $T_{\mathcal{M}(D), \mathcal{M}(D')} \geq f$ if $T_{\mathcal{M}(D), \mathcal{M}(D')}(\alpha) \geq f(\alpha) \forall \alpha \in [0, 1]$. A mechanism M is said to be f -differentially private (f -DP) if $T_{\mathcal{M}(D), \mathcal{M}(D')} \geq f$ for any datasets D, D' with $D \simeq D'$.

Intuitively, for a mechanism \mathcal{M} satisfying f -DP where $f = T_{P,Q}$, testing $H_0 : o \sim \mathcal{M}(D)$ versus $H_1 : o \sim \mathcal{M}(D')$ is at least as hard as testing $H_0 : o \sim P$ versus $H_1 : o \sim Q$ when $D \simeq D'$. We visualize the definition of f -DP in Figure 1. Among all tradeoff functions, an important subclass is $G_\mu(\alpha) = T_{\mathcal{N}(0,1), \mathcal{N}(\mu,1)}(\alpha)$. G_μ -DP is also called μ -Gaussian DP (GDP), which is shown to be the limit of many DP procedures under composition by Dong et al. (2022) (details are in Theorem B.9). Another important subclass is $f_{\varepsilon, \delta}(\alpha) = \max\{0, 1 - \delta - e^\varepsilon \alpha, e^{-\varepsilon}(1 - \delta - \alpha)\}$ since $f_{\varepsilon, \delta}$ -DP is equivalent to (ε, δ) -DP. We include the definition of (ε, δ) -DP in the Supplement Section A for easier reference.

The Gaussian mechanism Let the ℓ_2 -sensitivity of a function $m : \mathcal{X}^n \rightarrow \mathbb{R}^d$ be $\Delta m = \sup_{D_1 \simeq D_2} \|m(D_1) - m(D_2)\|_2$. For any $m : \mathcal{X}^n \rightarrow \mathbb{R}^d$, the *Gaussian mechanism* on m adds Gaussian noises to the output of m : $\mathcal{M}_G(D, m, \sigma) = m(D) + \xi$ where $\xi \sim \mathcal{N}(\mu = 0, \Sigma = \sigma^2 I_{d \times d})$. We have that $\mathcal{M}_G(D, m, \sigma)$ satisfies μ -GDP if $\sigma^2 = (\Delta m / \mu)^2$ (Dong et al., 2022).

Subsampling Let $D \in \mathcal{X}^n$ be a dataset and $D' := \text{Sample}_{m,n}(D) \in \mathcal{X}^m$ be chosen uniformly at random among all the subsets of D with size $m \leq n$ (sampling without replacement). For a mechanism $\mathcal{M} : \mathcal{X}^m \rightarrow \mathcal{O}$, $\mathcal{M} \circ \text{Sample}_{m,n} : \mathcal{X}^n \rightarrow \mathcal{O}$ is the subsampled mechanism. For $0 \leq p \leq 1$, let $f_p := pf + (1 - p)\text{Id}$ and $C_p(f) := \min\{f_p, f_p^{-1}\}^{**}$ where $\text{Id}(x) = 1 - x$, $f^*(y) = \sup_{-\infty < x < \infty} xy - f(x)$, and $f^{**} = (f^*)^*$. Dong et al. (2022) showed that $\mathcal{M} \circ \text{Sample}_{m,n}$ satisfies $C_p(f)$ -DP if \mathcal{M} satisfies f -DP and $p = m/n$.

Composition The composition property of DP quantifies the cumulative privacy cost of several DP outputs. If $f = T_{P,Q}$ and $g = T_{P',Q'}$, their tensor product is defined as $f \otimes g := T_{P \times P', Q \times Q'}$ where $P \times P'$ is the product measure of P and P' . Let \mathcal{M}_i be f_i -DP, $i = 1, \dots, k$. Then $\mathcal{M} = (\mathcal{M}_1, \dots, \mathcal{M}_k)$ is $f_1 \otimes \dots \otimes f_k$ -DP (Dong et al., 2022).

Group privacy While f -DP guarantees protection of the privacy of each individual, it can be generalized to give a privacy guarantee for groups of size k . We say a mechanism \mathcal{M} satisfies f_k -DP for groups of size k if $T(D_1, D_2) \geq f_k$ for all D_1 and D_2 with $D_1 \simeq_k D_2$. If a mechanism is μ -GDP, then it is $k\mu$ -GDP for groups of size k (Dong et al., 2022).

3 Privacy analysis of bootstrap resampling

In this section, we first use techniques from Dong et al. (2022) to convert the state-of-the-art (ε, δ) -DP guarantee for the bootstrap (Balle et al., 2018) to f -DP. However, the resulting formula is computationally intractable. We then give a new f -DP bound with a direct proof, which agrees with the result from Balle et al. (2018), but is more transparent and computationally friendly. At the end of this section, we analyze the composition of several DP bootstrap releases.

3.1 f -DP guarantee with one bootstrap sample as input

Bootstrap sampling is denoted by a randomized mapping $\text{boot}_n : \mathcal{X}^n \rightarrow \mathcal{X}^n$, where $D = (x_1, \dots, x_n)$ is a database, $\text{boot}_n(D) = (x_{i_1}, x_{i_2}, \dots, x_{i_n})$ is a randomly generated dataset where $i_k \stackrel{\text{iid}}{\sim} \text{Uniform}(\{1, 2, \dots, n\})$, $k = 1, 2, \dots, n$. Let $p_{i,n} = \binom{n}{i} (1/n)^i (1 - 1/n)^{n-i}$ which is the probability that a given entry of D is included i times in $\text{boot}_n(D)$. We also write boot_n and $p_{i,n}$ as boot and p_i respectively when n is known from the context.

We obtain an f -DP result using the primal-dual conversion (Dong et al., 2022) on the state-of-the-art (ε, δ) -DP result (Balle et al., 2018). The original (ε, δ) -DP result from Balle and Wang (2018) and the general conversion formula are included in the Supplement, Theorem B.1 and Proposition A.2.

Proposition 3.1. *For $i = 1, \dots, n$, let f_i be a symmetric tradeoff function. For a mechanism \mathcal{M} satisfying group privacy f_i -DP with group size i , $\mathcal{M} \circ \text{boot}$ satisfies $f_{\mathcal{M} \circ \text{boot}}$ -DP where $f_{\mathcal{M} \circ \text{boot}} = C_{1-p_0} \left(\left(\sum_{i=1}^n \frac{p_i}{1-p_0} f_i^* \right)^* \right)$, $p_i = \binom{n}{i} (1/n)^i (1 - 1/n)^{n-i}$ for $i = 0, 1, 2, \dots, n$, and $f^*(y) = \sup_{-\infty < x < \infty} xy - f(x)$.*

Although this representation of $f_{\mathcal{M} \circ \text{boot}}$ is seemingly simple, it is hard to compute

or visualize this tradeoff function because evaluating $f_{\mathcal{M} \circ \text{boot}}(\alpha)$ requires solving over n optimization problems for each α . It is also hard to derive composition results from this $f_{\mathcal{M} \circ \text{boot}}(\alpha)$, which is crucial for using the bootstrap for statistical inference since multiple bootstrap samples will be used.

Due to the intractability of Proposition 3.1, we prove a new f -DP result for $\mathcal{M} \circ \text{boot}$ using the *mixture of tradeoff functions*. The fundamental idea of our proof is to view the bootstrap as a mixture distribution and decompose the overall tradeoff function into a mixture of tradeoff functions where each one is easy to obtain.

Definition 3.2 (Mixture of tradeoff functions). For $i = 1, 2, \dots, k$, let f_i be a tradeoff function and $p_i \in (0, 1]$ satisfying $\sum_{i=1}^k p_i = 1$. For a constant $C \in (-\infty, 0]$, define $A_i(C) := \{\alpha_i | C \in \partial f_i(\alpha_i)\}$ where $\partial f_i(\alpha_i)$ is the sub-differential of f_i at α_i , and $A(C) := \{\sum_{i=1}^k p_i \alpha_i | \alpha_i \in A_i(C)\}$. The mixture of tradeoff functions, $\text{mix}(\{(p_i, f_i)\}_{i=1}^k)$, is defined as follows: For each $\alpha \in (0, 1)$, we find C such that $\alpha \in A(C)$ and the corresponding $\alpha_i \in A_i(C)$ for $i = 1, 2, \dots, k$ where $\sum_{i=1}^k p_i \alpha_i = \alpha$, then we define $\text{mix}(\{(p_i, f_i)\}_{i=1}^k)(\alpha) = \sum_{i=1}^k p_i f_i(\alpha_i)$; We define $\text{mix}(\{(p_i, f_i)\}_{i=1}^k)(0) = \sum_{i=1}^k p_i f_i(0)$ and $\text{mix}(\{(p_i, f_i)\}_{i=1}^k)(1) = 0$.

Intuitively, as illustrated in Figure 2, by matching the slopes of each tradeoff function f_i , we minimize the overall type II error given a fixed type I error. In Theorem 3.3, we show that $\text{mix}(\{(p_i, f_i)\}_{i=1}^k)$ always gives a lower bound on the privacy cost of an arbitrary mixture mechanism. Note that this general result applies to any mixture of DP mechanisms.

Theorem 3.3. For $i = 1, 2, \dots, k$, let f_i be a tradeoff function and $\mathcal{M}_i : \mathcal{X}^n \rightarrow \mathcal{Y}_i$, $\mathcal{Y}_i \subset \mathcal{Y}$ be a mechanism satisfying f_i -DP. Let $\mathcal{M} : \mathcal{X}^n \rightarrow \mathcal{Y}$ be a mixture mechanism which randomly selects one mechanism from k mechanisms, $\{\mathcal{M}_i\}_{i=1}^k$, with corresponding probabilities $\{p_i\}_{i=1}^k$ where $\sum_{i=1}^k p_i = 1$, and the output of \mathcal{M} will be the output of \mathcal{M}_i if \mathcal{M}_i is selected. Then \mathcal{M} satisfies f -DP with $f = \text{mix}(\{p_i, f_i\}_{i=1}^k)$.

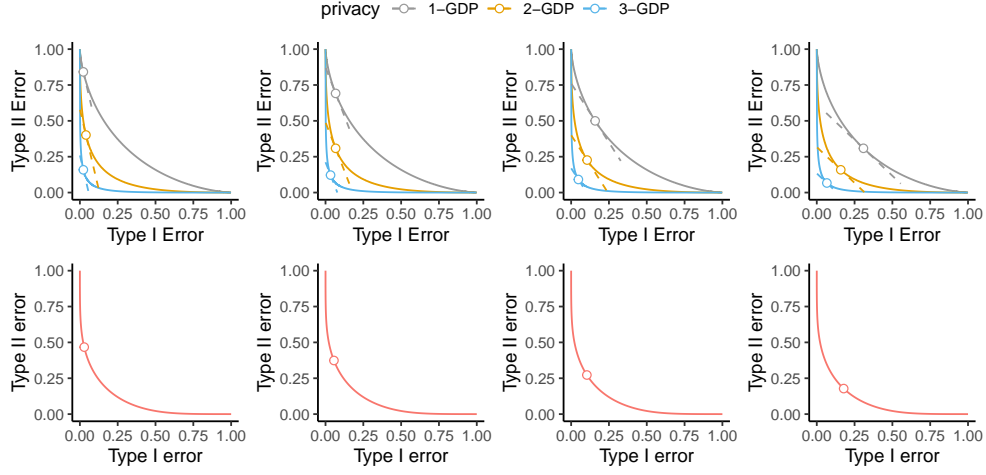


Figure 2: An illustration of the mixture of tradeoff functions. In the top row, the solid curves are the tradeoff functions f_1, f_2, f_3 corresponding to 1-GDP, 2-GDP, and 3-GDP, respectively, and the three dashed lines are the tangent lines with matched slopes. The mixture of f_1, f_2, f_3 with corresponding weights $p_1 = p_2 = p_3 = \frac{1}{3}$ is $\text{mix}(\{(p_i, f_i)\}_{i=1}^3)$ shown as the curves in the figures on the bottom row. Each circle dot on the mixture curve is the average of the circle dots on f_1, f_2, f_3 weighted by p_1, p_2, p_3 . Note that $\text{mix}(\{(p_i, f_i)\}_{i=1}^3)$ is neither $\frac{1}{3}(f_1 + f_2 + f_3)$, nor is it a member of the GDP family.

The proof of Theorem 3.3 is based on using different rejection rules when different \mathcal{M}_i is selected to freely allocate the overall type I error to each rejection rule to minimize the overall type II error. We can combine such rejection rules as one if \mathcal{Y}_i are disjoint; therefore, Theorem 3.3 is not improvable.

For the DP bootstrap setting, since each M_i maps to the same \mathcal{Y}_i , we can leverage this fact to strengthen the privacy guarantee in Theorem 3.4. We separately consider the case that a given entry of D is *not included* in $\text{boot}(D)$ – in this case, we use a similar idea to the subsampling result of f -DP to improve our bound.

Theorem 3.4. *Let f_i be a symmetric tradeoff function for $i = 1, 2, \dots, n$. For a mechanism \mathcal{M} satisfying group privacy f_i -DP with group size i , $\mathcal{M} \circ \text{boot}$ satisfies $f_{\mathcal{M} \circ \text{boot}}$ -DP where $f_{\mathcal{M} \circ \text{boot}} = C_{1-p_0}(\text{mix}(\{(\frac{p_i}{1-p_0}, f_i)\}_{i=1}^n))$.*

Remark 3.5. For groups of size k , Dong et al. (2022) provides a general lower bound

$f_k = [1 - (1 - f_1)^{o_k}]$ where f^{o_k} denote f composed with itself for k times, e.g., $f^{o_3}(x) = f(f(f(x)))$. We can use this f_k in Theorem 3.4 if no tighter bound is known.

Remark 3.6. The (ε, δ) -DP result by Balle et al. (2018) can be derived from our f -DP result in Theorem 3.4; see Proposition B.8 in the Supplement. While Balle et al. (2018) provided specific settings attaining their bound which also prove the optimality of our result, it is unknown for general settings how to construct rejection rules achieving each pair of the type I error and type II error given by our tradeoff function. Therefore, it may be possible to further improve the privacy analysis for the DP bootstrap. Nevertheless, we show in Figure 3 that our bound is fairly tight for some extreme settings and should suffice for most purposes.

Our result in Theorem 3.4 is easier to compute when ∂f_i are all known, since for a subdifferential value C , we can immediately obtain its corresponding α and β . For a given α or β , we can use the bisection method to search for C . From the following example and the composition result in Section 3.2, we see that our bound can be easily evaluated for the Gaussian mechanism.

Example: DP bootstrap using the Gaussian mechanism We analyze the DP bootstrap using the Gaussian mechanism to illustrate the results in Theorem 3.4. In Figure 3, we assume that the Gaussian mechanism \mathcal{M} satisfies 1-GDP, then the DP bootstrap mechanism $\mathcal{M} \circ \text{boot}$ satisfies $f_{\mathcal{M} \circ \text{boot}}$ -DP where $f_{\mathcal{M} \circ \text{boot}}$ shown as the dashed curve is our lower bound of all tradeoff functions $T_{\mathcal{M} \circ \text{boot}(D_1), \mathcal{M} \circ \text{boot}(D_2)}$ where $D_1 \simeq D_2$. We also show the tradeoff functions from specific neighboring dataset pairs in Figure 3 to illustrate some misuses in existing literature: 1) the bootstrap cannot be used for free with the same privacy guarantee, i.e., $\mathcal{M} \circ \text{boot}$ no longer satisfies 1-GDP, as opposed to the privacy analysis

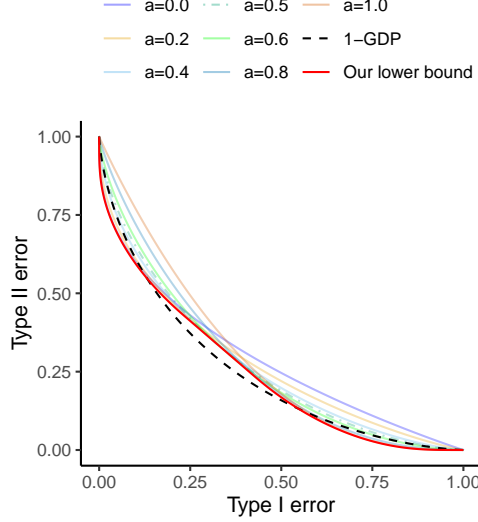


Figure 3: An example showing the relationship between f , $f_{\mathcal{M} \circ \text{boot}}$, and tradeoff functions from specific neighboring dataset pairs. We consider the Gaussian mechanism \mathcal{M} satisfying 1-GDP shown as the dashed curve. The DP bootstrap mechanism $\mathcal{M} \circ \text{boot}$ satisfies $f_{\mathcal{M} \circ \text{boot}}\text{-DP}$ by our Theorem 3.4 shown as the solid curve. The other transparent curves are tradeoff functions $T_{\mathcal{M} \circ \text{boot}(D_1), \mathcal{M} \circ \text{boot}(D_2)}$ where $D_1 = (a, 0, \dots, 0)$, $D_2 = (a-1, 0, \dots, 0)$, and $\mathcal{M}(D) = \frac{1}{n} \sum_{i=1}^n x_i + \xi$ with $D = (x_1, x_2, \dots, x_n)$, $\xi \sim \mathcal{N}(0, 1/n^2)$. The solid curve is tight as a lower bound of the transparent curves. The dashed and dotted dashed lines are misused as lower bounds by Brawner and Honaker (2018) and Koskela et al. (2020).

by Brawner and Honaker (2018); 2) the DP bootstrap cannot be correctly analyzed using the privacy loss distribution (PLD) method as in (Koskela et al., 2020). Details of this example are in the Supplement Section C.

3.2 Composition of bootstrap Gaussian mechanisms

In this section, we derive a composition result for the DP bootstrap because we need many bootstrap samples to obtain the sampling distribution when we use the bootstrap method.

Although numerical algorithms can be used to evaluate the privacy guarantee of the composition, the calculation is often burdensome (Zheng et al., 2020). We prove an asymptotic result to understand the behavior as the number of compositions goes to infinity. Note that for simplicity, we assume the initial mechanism satisfies GDP, but it may be possible

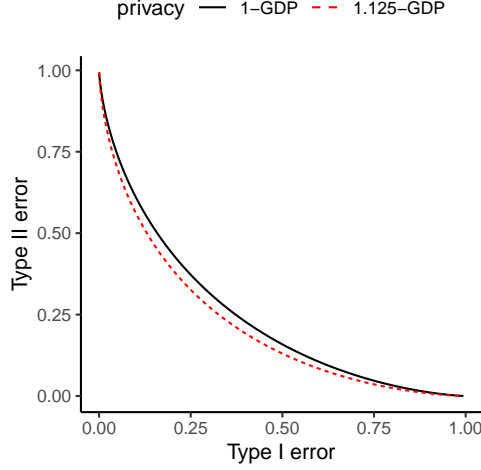


Figure 4: The price of using the bootstrap. Running a μ_0 -GDP mechanism on B different bootstrap samples has a similar privacy guarantee to running a $(\sqrt{2 - 2/e})\mu_0$ -GDP mechanism on the original dataset for B times if B is large enough. In this figure, we let $\mu_0 = 1$. Note that $\sqrt{2 - 2/e} = 1.12438 \dots < 1.125$.

to extend our result to mechanisms satisfying f -DP for other tradeoff functions f .

Theorem 3.7. *Let $\mu \in (0, \infty)$ be a given constant, and $\{\mu_B\}_{B=1}^\infty$ be a sequence such that $\mu_B \in (0, \infty)$ and $\lim_{B \rightarrow \infty} \mu_B \sqrt{(2 - 2/e)B} \rightarrow \mu$. Let $\{f_{Bi} : 1 \leq i \leq B\}_{B=1}^\infty$ be a triangular array of symmetric tradeoff functions where each f_{Bi} corresponds to μ_B -GDP, i.e., $f_{Bi} = G_{\mu_B}$. Call $f_{Bi, \text{boot}}$ as the lower bound from Theorem 3.4, for f_{Bi} . Then*

$$\lim_{B \rightarrow \infty} f_{B1, \text{boot}} \otimes f_{B2, \text{boot}} \otimes \dots \otimes f_{BB, \text{boot}} \geq G_\mu.$$

Note that the asymptotic privacy guarantee of the composition result above is the same as running a $(\sqrt{2 - 2/e})\mu_B$ -GDP mechanism on the *original* dataset (not on the bootstrap sample) for B times (Dong et al., 2022). Therefore, the factor $(\sqrt{2 - 2/e}) = 1.12438 \dots < 1.125$ is the price we pay for using the DP bootstrap (see Figure 4). While there is a small increase in the privacy cost, the bootstrap samples now contain the randomness from sampling as well as from the privacy mechanism. In the next section, we will see how we can use this fact to perform statistical inference with the DP bootstrap estimates.

4 Private statistical inference with DP bootstrap

In this section, we review two classic methods for statistical inference with bootstrap and modify them to obtain valid inference with DP bootstrap. First, we demonstrate how to use DP bootstrap to estimate the mean and variance of the sampling distribution and construct standard confidence intervals (CIs). However, the coverage of this type of CI is not satisfactory (Brawner and Honaker, 2018). We propose another approach using deconvolution to recover the correct sampling distribution from the DP bootstrap estimates. The deconvolved distribution satisfies the same f -DP guarantee because of the post-processing property (Dong et al., 2022, Proposition 4). At the end of this section, we provide simulation results on deconvolution with the DP bootstrap Gaussian mechanism.

Throughout the rest of this paper, to simplify the statements and make our results comparable to other private inference methods, we use the Gaussian mechanism in DP bootstrap and its corresponding asymptotic privacy guarantee, μ -GDP. We include remarks when other types of mechanisms can be used. Note that the asymptotic privacy guarantee can always be replaced by accurate composition results on our f -DP result in Theorem 3.4 if strict privacy guarantee is needed (see Supplement Section A for numerical techniques.)

4.1 Statistical inference with Efron’s bootstrap

Before explaining how to conduct private statistical inference with the DP bootstrap, we briefly review two basic inference methods with the original Efron’s bootstrap estimates (Efron and Tibshirani, 1994), and we will develop our private inference methods based on these classic methods. We denote the original dataset by $D \in \mathcal{X}^n$ and the estimator for a population parameter θ by $g(D)$. The sampling distribution of $g(D)$ can be estimated

from the bootstrap estimates, $\{g(D_j)\}_{j=1}^B$ where D_j is the j th bootstrap sample of D .

Using the idea of normal approximation to the sampling distribution, we can obtain the *standard confidence interval*: we first estimate the standard error of $g(D)$ by $\hat{s}_{g,B}^2 = \frac{1}{B-1} \sum_{j=1}^B (g(D_j) - \hat{m}_{g,B})^2$ where $\hat{m}_{g,B} = \frac{1}{B} \sum_{j=1}^B g(D_j)$, then approximate the sampling distribution of $g(D)$ by $\mathcal{N}(\theta, \hat{s}_{g,B}^2)$, and finally build CIs for θ using $g(D)$ and $\hat{s}_{g,B}^2$.

If we approximate the sampling distribution directly using the empirical distribution of $\{g(D_j)\}_{j=1}^B$, we can build the *percentile interval* for θ using the percentiles of $\{g(D_j)\}_{j=1}^B$.

4.2 DP point estimates and standard confidence intervals

The DP bootstrap estimates using the Gaussian mechanism are $\{\tilde{g}(D_j)\}_{j=1}^B$ where $\tilde{g}(D_j) = g(D_j) + \xi_j$, $\xi_j \stackrel{\text{iid}}{\sim} \mathcal{N}(0, \frac{(\Delta_g)^2}{\mu_B^2})$, and Δ_g is the ℓ_2 -sensitivity of g on \mathcal{X}^n . If we use $\tilde{m}_{g,B} = \frac{1}{B} \sum_{j=1}^B \tilde{g}(D_j)$ and $\tilde{s}_{g,B}^2 = \frac{1}{B-1} \sum_{j=1}^B (\tilde{g}(D_j) - \tilde{m}_{g,B})^2$ to replace $\hat{m}_{g,B}, \hat{s}_{g,B}^2$ and build the standard confidence interval, we need to solve two problems: 1) $\tilde{s}_{g,B}$ is biased as a standard error estimate because $\mathbb{E}[\tilde{s}_{g,B}^2] = \mathbb{E}[\hat{s}_{g,B}^2] + \frac{(\Delta_g)^2}{\mu_B^2}$; 2) $g(D)$ is no longer accessible due to the privacy constraint and cannot be used as the center of the confidence interval. Therefore, we estimate $g(D)$ using $\tilde{m}_{g,B}$ and replace $\hat{s}_{g,B}^2$ with $(\tilde{s}_{g,B}^2)' = \tilde{s}_{g,B}^2 - \frac{(\Delta_g)^2}{\mu_B^2}$. Then we can build our private CI of θ using $\tilde{m}_{g,B} \sim \mathcal{N}(\theta, (\tilde{s}_{g,B}^2)' + \frac{1}{B} \tilde{s}_{g,B}^2)$ approximately.

For better illustration, we look at a specific problem, the population mean estimation, and our results are in Table 1. The derivation is in the Supplement Section D where we assume the support of the population distribution is $[0, 1]$, simplifying the sensitivity calculation. Note that our asymptotic privacy analysis requires a constant μ with respect to n and B . In Table 1, the variance of the point estimate from DP bootstrap, $\text{Var}(\hat{\theta}_4)$, is at the same rate as the variance of the other three estimates. When $B \in O(n)$, the

Table 1: Comparison of constructing the standard confidence interval for the population mean θ with four different methods. The upper table is about the center of CI, and the lower table is about the width; The first column is the estimate, and the second column is the variance of the estimate. For the DP bootstrap, \tilde{X}' and \tilde{s}_B^2 in this table correspond to $\tilde{m}_{g,B}$ and $\tilde{s}_{g,B}^2$ respectively in our general analysis.

Unbiased estimate of θ	Variance of the estimate
Sample mean (non-private): $\hat{\theta}_1 = \bar{X}$	$\text{Var}(\hat{\theta}_1) = \frac{\sigma_x^2}{n}$
Sample mean (Gaussian mechanism): $\hat{\theta}_2 = \bar{X} + \xi$ where $\xi \sim \mathcal{N}(0, \frac{1}{\mu^2 n^2})$	$\text{Var}(\hat{\theta}_2) = \frac{\sigma_x^2}{n} + \frac{1}{\mu^2 n^2}$
Bootstrap (non-private): $\hat{\theta}_3 = \bar{X}$	$\text{Var}(\hat{\theta}_3) = \frac{\sigma_x^2}{n}$
DP bootstrap (Gaussian mechanism): $\hat{\theta}_4 = \tilde{X}'$ where $\xi_b \sim \mathcal{N}(0, \frac{(2-2/e)B}{\mu^2 n^2})$	$\text{Var}(\hat{\theta}_4) = \frac{1+1/B-1/(nB)}{n} \sigma_x^2 + \frac{(2-2/e)}{\mu^2 n^2}$
Unbiased estimate of $\text{Var}(\hat{\theta}_i)$	Variance of the estimate
Sample variance (non-private): $\widehat{\text{Var}}(\hat{\theta}_1) = \frac{s_X^2}{n}$	$\text{Var}(\widehat{\text{Var}}(\hat{\theta}_1)) \in O(\frac{1}{n^3})$
Sample variance (Gaussian mechanism): $\widehat{\text{Var}}(\hat{\theta}_2) = \frac{s_X^2 + \xi}{n} + \frac{1}{\mu^2 n^2}$ where $\xi \sim \mathcal{N}(0, \frac{1}{\mu^2 n^2})$	$\text{Var}(\widehat{\text{Var}}(\hat{\theta}_2)) \in O(\frac{1}{n^3})$
Bootstrap (non-private): $\widehat{\text{Var}}(\hat{\theta}_3) = \frac{n}{n-1} \bar{s}_B^2$	$\text{Var}(\widehat{\text{Var}}(\hat{\theta}_3)) \in O(\frac{1}{n^2 B} + \frac{1}{n^3})$
DP bootstrap (Gaussian mechanism): $\widehat{\text{Var}}(\hat{\theta}_4) = \frac{nB+n-1}{B(n-1)} \tilde{s}_B^2 - \frac{(2-2/e)B}{n(n-1)\mu^2}$ where $\xi_b \sim \mathcal{N}(0, \frac{(2-2/e)B}{\mu^2 n^2})$	$\text{Var}(\widehat{\text{Var}}(\hat{\theta}_4)) \in O(\frac{1}{n^2 B} + \frac{1}{n^3} + \frac{B}{n^4})$

variance of the variance estimates from DP bootstrap, $\text{Var}(\widehat{\text{Var}}(\hat{\theta}_4))$, is at the same rate as the non-private bootstrap, $\text{Var}(\widehat{\text{Var}}(\hat{\theta}_3))$. Furthermore, when $B \in \Theta(n)$, all $\text{Var}(\widehat{\text{Var}}(\hat{\theta}_i))$, $i = 1, 2, 3, 4$, are at the same rate.

Although the estimates $\tilde{m}_{g,B}$ and $(\tilde{s}_{g,B}^2)'$ have nice convergence rates, they have severe problems: $\frac{1}{B} \tilde{s}_{g,B}^2 + (\tilde{s}_{g,B}^2)'$ could be negative, and the coverage of the CIs is lower than their nominal confidence level as shown in the Figure 7b in (Brawner and Honaker, 2018). In the following subsection, we develop a new inference method to solve this issue based on deconvolution.

4.3 Deconvolution for estimating sampling distribution

Instead of using the standard confidence interval, which uses normal approximation and has potentially negative variance issues, we propose to obtain the percentile intervals using deconvolution on DP bootstrap estimates. Note that although we analyze this method on DP bootstrap with Gaussian mechanism, it can be applied to DP bootstrap with any additive noise mechanisms, e.g., Laplace, Truncated-Uniform-Laplace (Tulap) (Awan and Slavković, 2020), canonical noise distributions (Awan and Vadhan, 2021).

Deconvolution is the major tool to solve the contaminated measurement problem, i.e., we want to estimate the distribution of $\{X_i\}_{i=1}^B$ while our measurement is $\{Y_i\}_{i=1}^B$ where $Y_i = X_i + e_i$ and e_i is the measurement error. This is exactly the relationship between $g(D_j)$ and $\tilde{g}(D_j)$ since $\tilde{g}(D_j) = g(D_j) + \xi_j$ and $\xi_j \stackrel{\text{iid}}{\sim} \mathcal{N}(0, \frac{(\Delta_g)^2}{\mu_B^2})$. Since DP allows for all details of the privacy mechanism to be publicly revealed (except the private dataset), the distribution of the added noises can be incorporated into our post-processing without raising any privacy concerns.

Deconvolution has been well-studied in Statistics, and it is known that the difficulty of deconvolution is determined by the smoothness of the noise distribution: the smoother, the harder (Fan, 1991). For the model $Y = X + e$, if e follows a normal distribution $\mathcal{N}(0, \sigma^2)$, which is super-smooth, the optimal rates for recovering X from Y is only $O((\log N)^{-k/2})$ where k is the smoothness of f_X , the unknown density of X , and N is the sample size of Y (Fan, 1991). Although this slow rate indicates the difficulty of deconvolution with normal noises in general, if the scale of the normal noise is not too high, nonparametric deconvolution can still be practical (Fan, 1992): the optimal rate is $O(N^{-k/(2k+1)})$ when $\sigma = cN^{-1/(2k+1)}$ for some constant c . This is the best possible rate since it is the same as the optimal rate for estimating f_X directly from the sample of X . This optimal rate can

be achieved by a kernel density estimator $\hat{f}_{N,h_N}(x) = \frac{1}{2\pi} \int_{-\infty}^{\infty} e^{-itx} \phi_K(th_N) \frac{\hat{\phi}_N(t)}{\phi_\epsilon(t)} dt$ where $\hat{\phi}_N(t) = \frac{1}{N} \sum_{j=1}^N e^{itY_j}$ is the empirical characteristic function of Y , $\phi_K(\cdot)$ is the Fourier transform of a specified kernel function $K(\cdot)$ with $\phi_K(0) = 1$, ϕ_ϵ is the characteristic function of ϵ , $h_N = dN^{-1/(2k+1)}$, and $d > 0$ is a constant.

In our DP bootstrap setting, the sample size N for deconvolution is the number of bootstrap estimates B , and $\hat{f}_{B,h_B}(x)$ can be seen as a generalization of the point estimates used in the standard confidence interval (Hall and Lahiri, 2008): if we fix B and define $\tilde{\mu}_r = \lim_{h_B \rightarrow 0} \int_{-\infty}^{\infty} x^r \hat{f}_{B,h_B}(x) dx$, then $\tilde{\mu}_1 = \frac{1}{B} \sum_{i=1}^B Y_i$ and $\tilde{\mu}_2 = \frac{1}{B} \sum_{i=1}^B Y_i^2 - \mathbb{E}[e_i^2]$ are the estimates of $\mathbb{E}[X]$ and $\mathbb{E}[X^2]$; therefore, we can obtain the same $\tilde{m}_{g,B}$ and $(\tilde{s}_{g,B}^2)'$ for estimating $\mathbb{E}[g(D_i)]$ and $\text{Var}(g(D_i))$.

The deconvolution method is better since it does not require normal approximation to build confidence intervals compared to the point estimates in Section 4.2. We also circumvent the problem caused by the possibly negative point estimation of the variance of the sampling distribution. However, it is difficult to analyze the convergence rate of deconvolution in DP bootstrap with respect to B and n because the distribution of the added noises e flattens when B increases, and the distribution to be recovered is from bootstrap estimates. At the end of this section, we propose a signal-noise-ratio (SNR) measure as a rule-of-thumb for the choice of B .

We compared multiple numerical deconvolution methods through preliminary simulations with different settings on n and B . Among different deconvolution methods, we choose to use **deconvolveR** (Efron, 2016) since it performs the best in our settings without tuning its hyper-parameters. We briefly summarize this method as follows. For the model $Y = X + e$, **deconvolveR** assumes that Y and X are distributed discretely with the sizes of their supports $|\mathcal{Y}| = k$ and $|\mathcal{X}| = m$. Then it models the distribution of X

by $f(\alpha) = e^{Q\alpha}/c(\alpha)$ where Q is an $m \times p$ structure matrix with values from the natural spline basis with order p , $ns(\mathcal{X}, p)$, and α is the unknown p -dimensional parameter vector; $c(\alpha)$ is the divisor necessary to make f sum to 1. The estimation of the distribution of X is obtained through the estimation of α : We estimate α by maximizing a penalized log-likelihood $m(\alpha) = l(Y; \alpha) - s(\alpha)$ with respect to α where $s(\alpha)$ is the penalty term, and $l(Y; \alpha)$ is the log-likelihood function of Y derived from the distribution of X and e (the distribution of X is determined by $f(\alpha)$, and the distribution of e is known).

After deconvolution, we construct the CI with confidence level α using the $\frac{\alpha}{2}$ and $1 - \frac{\alpha}{2}$ percentiles of the recovered sampling distribution. Figure 5 is an example of deconvolution on the DP bootstrap estimates with the following settings: $n = 10000$, $B = 1000$, $D = (x_1, \dots, x_n)$, $x_i \in [0, 1] = \mathcal{X}$, $g(D) = (\sum_{i=1}^n x_i)/n$; $\{D_j\}_{j=1}^B$ denotes B bootstrap samples of D , and $\tilde{g}(D_j) = g(D_j) + \xi_j$ is the DP bootstrap estimate where $\xi_j \sim \mathcal{N}(0, \sigma^2 = \frac{B}{n^2})$; $\{\tilde{g}(D_j)\}_{j=1}^B$ on \mathcal{X}^n asymptotically satisfies $(\sqrt{2 - 2/e})$ -GDP; We generate D by $x_i \stackrel{\text{iid}}{\sim} \text{Unif}(0, 1)$ for 6 different replicates. Since the ‘private bootstrap’ density curve is much flatter than the ‘non-private bootstrap’ curve, conducting statistical inference directly with the distribution of the estimates from the DP bootstrap with Gaussian mechanisms gives results inconsistent with the original bootstrap. We see that in Figure 5, deconvolution corrects this problem.

Remark 4.1. Although the deconvolution method is specifically designed for additive noise mechanisms, e.g., Gaussian mechanism, we can potentially approximate more general mechanisms as additive when the sample size n is very large, e.g., exponential mechanism (Awan et al., 2019; Reimherr and Awan, 2019).

Remark 4.2. As it is difficult to analyze how to choose B theoretically, we provide a rule of thumb where we define the signal-noise ratio (SNR) as the ratio between the variance

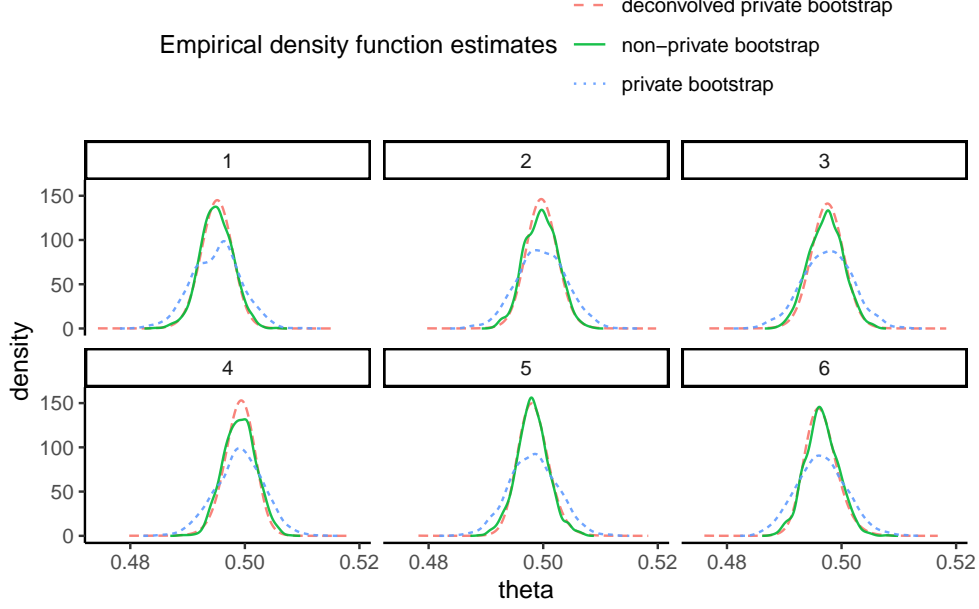


Figure 5: Comparison of the density functions from the non-private bootstrap result, the DP bootstrap result, and the deconvolved DP bootstrap result.

of the sampling distribution and the variance of the noise added for DP: 1) If we have enough privacy budget, we choose the largest B satisfying $\text{SNR} \geq 1$; 2) If we only have a very limited privacy budget, e.g., $\text{SNR} \leq 1$ for any $B \geq 10$, we choose the smallest B such that $B \geq 2/\alpha$ for $1 - \alpha$ confidence intervals. Note that for the case of population mean inference we have discussed in Section 4.2, the variance of non-private bootstrap estimates is \bar{s}_B^2 which has expectation $\mathbb{E}(\bar{s}_B^2) = \frac{(n-1)\sigma_x^2}{n^2}$, and for DP bootstrap, the added noise $\xi_b \sim \mathcal{N}(0, \frac{(2-2/e)B}{\mu^2 n^2})$; therefore, our rule of thumb for building percentile intervals using deconvolution suggests $B \in O(n)$ which is consistent with our rate analysis in building standard confidence intervals.

Remark 4.3. To the best of our knowledge, we are the first to use deconvolution to approximate the non-private sampling distribution from the noisy DP estimates. Farokhi (2020) demonstrated a related application of deconvolution to estimate the data distribution from locally differentially private data.

5 Simulations

In this section, we use the confidence interval construction as a showcase for our DP bootstrap algorithm. First, we compare the non-private CI from the original bootstrap to the private CI from the recovered sampling distribution by the deconvolution on our DP bootstrap estimates. Then we compare our DP bootstrap with the NoisyVar (Du et al., 2020) and discuss the inherent difference between the two methods.

5.1 Private CI compared to non-private CI

Consider the setting $n = 3000$, $D = (x_1, x_2, \dots, x_n)$, $x_i \in [0, 1]$, $B = 200$, $g(D) = \frac{1}{n} \sum_{i=1}^n x_i$. Let $\tilde{g}_B(D) = (\tilde{g}(D_1), \tilde{g}(D_2), \dots, \tilde{g}(D_B))$ be the output of the B bootstrap results where $\tilde{g}(D_j) = g(D_j) + \xi_j$, $j = 1, 2, \dots, B$, $\xi_j \stackrel{\text{iid}}{\sim} \mathcal{N}(0, (2 - 2/e)B/(n^2\mu^2))$, and D_j is the j th bootstrap sample of D . From our privacy analysis, $\tilde{g}_B(D)$ asymptotically satisfies μ -GDP. We construct private confidence intervals for the population mean based on $\tilde{g}_B(D)$. The simulation is run with 2000 replicates where $x_i \stackrel{\text{iid}}{\sim} \text{Uniform}(0, 1)$.

The results for 90% CIs are in Table 2. The coverage and the width of the DP bootstrap are similar to the non-private bootstrap when $\mu = 1$, while the DP bootstrap is more conservative when $\mu < 1$. We also examine the results with other confidence levels in Figure 6: Since the CI is built with the quantiles of the recovered distribution and the coverage is determined by whether the true parameter value is in between the two quantiles, we can directly check the recovered CDF, F^* , at the true parameter value θ , e.g., $0.05 \leq F^*(\theta) \leq 0.95$ is equivalent to the 90% CI covering θ . Therefore, the coverage at different confidence levels can be calculated by $\mathbb{E}[I(p_{\text{lower}} \leq F^*(\theta) \leq p_{\text{upper}})]$, and we want it to be close to $p_{\text{upper}} - p_{\text{lower}}$ which is the nominal confidence level. This is achieved if the CDF of $F^*(\theta)$

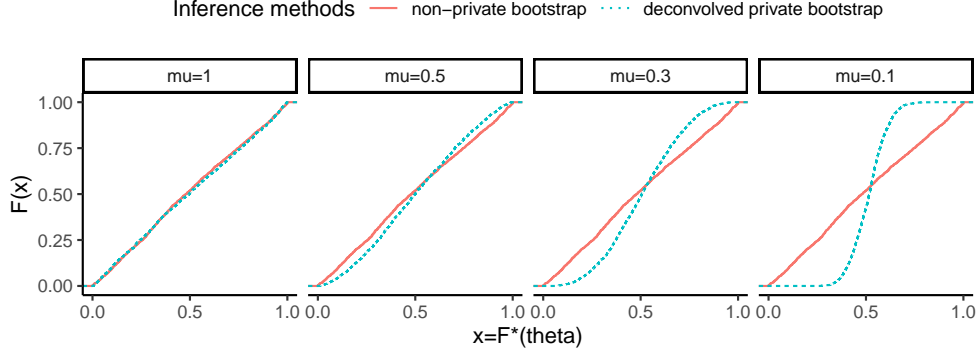


Figure 6: Coverage check of private CI with μ -GDP where $\mu = 1, 0.5, 0.3, 0.1$.

is close to the line $F(x) = x$, $\forall x \in [0, 1]$. In Figure 6, when $\mu = 1$, we can see that our DP bootstrap result aligns with the $F(x) = x$, similar to the non-private bootstrap. For $\mu = 0.1$, the curve for the DP bootstrap is lower than $F(x) = x$ for $x < 0.5$ and higher than $F(x) = x$ for $x > 0.5$, which means our CI is more conservative since the actual coverage is higher than confidence level.

5.2 Comparison between DP bootstrap and NoisyVar

In the non-private setting, the parametric CI for the population mean θ can be built with the t -statistic $t = (\bar{x} - \theta) / \sqrt{s_X^2/n}$ where \bar{x} and s_X^2 are the sample mean and variance. Similarly, to construct a DP CI, one can obtain a DP t -statistic by replacing \bar{x} and s_X^2 with their corresponding DP statistics, but this DP t -statistic may not follow the t -distribution because of the additional noise for privacy. Du et al. (2020) adopted the idea of parametric bootstrap to construct the confidence interval for the population mean: They used simulation with normally distributed data generated by plugging in the differentially private releases of sample mean and sample variance. We compare our DP bootstrap with their algorithm, NoisyVar. We include NoisyVar in the Supplement (Algorithm 4) for easier reference.

Table 2: Coverage and width of CIs with different privacy guarantees. The confidence level is set to 90%. The corresponding standard deviations among 2000 replicates are shown in the parenthesis.

Privacy	Method	Coverage	CI width
N/A	Bootstrap	0.887 (7e-3)	0.017 (1e-3)
1-GDP	DP Bootstrap	0.891 (7e-3)	0.017 (2e-3)
	NoisyVar	0.867 (8e-3)	0.016 (4e-4)
0.5-GDP	DP Bootstrap	0.968 (4e-3)	0.023 (2e-3)
	NoisyVar	0.857 (8e-3)	0.017 (4e-4)
0.3-GDP	DP Bootstrap	0.998 (1e-3)	0.034 (3e-3)
	NoisyVar	0.871 (7e-3)	0.017 (4e-4)
0.1-GDP	DP Bootstrap	1.000 (0)	0.097 (8e-5)
	NoisyVar	0.891 (7e-3)	0.022 (5e-4)

In Table 2, the performance of NoisyVar is not as satisfactory as in (Du et al., 2020) in terms of the coverage, which is because the distribution of our original data, Uniform distribution, is not in the parametric distribution family used by NoisyVar. Our comparison highlights the importance of non-parametric inference.

Note that the NoisyVar is limited to building DP CIs for the population mean, while our DP bootstrap can be used on any DP statistic with additive noise mechanisms. As a non-parametric method, the bootstrap CI does not assume the family of the sampling distribution or data distribution. We use deconvolution to correct the distribution of DP bootstrap estimates to the true sample distribution. Therefore, our results do not suffer from the under-coverage issue. When the privacy guarantee is stronger, our results are more conservative, and the coverage is higher than the nominal coverage level in our simulation.

6 Real-world experiments

In this section, we conduct experiments with the 2016 Census Public Use Microdata Files (PUMF), which provide data on the characteristics of the Canadian population (Canada,

2019). Under specific privacy-protection requirements, we analyze the mean difference between the two provinces' average market income and the covariance between market income and shelter cost.

6.1 Experiment settings

The PUMF dataset contains 930,421 records of individuals, representing 2.7% of the Canadian population. Among the 123 variables in this dataset, we choose three variables: the province or territory of current residence (named PR), the market income (named MRKINC), and the shelter cost (named SHELCO). We extract the records of MRKINC and SHELCO belonging to the people in Quebec and Ontario (according to the values in PR), and the sample sizes are 130,732 for Quebec and 217,360 for Ontario (we remove the records in the dataset with unavailable values). We define this extracted data as the original dataset and try to answer two questions with a given privacy guarantee: 1) whether the mean of MRKINC is different between Quebec and Ontario; 2) whether the covariance between MRKINC and SHELCO is positive for people in Quebec and Ontario respectively. Our answers are based on the private confidence intervals of the mean of MRKINC and the covariance between MRKINC and SHELCO.

Before our analysis under the privacy guarantee, we show the non-private estimations of the marginal distribution of MRKINC and the joint distribution between MRKINC and SHELCO in Quebec and Ontario in Figure 7. In our experiments, we assume that the maximum values of MRKINC and SHELCO in Quebec and Ontario are prior information since the data is top-coded, as shown in Figure 7.

In order to calculate the mean and standard error of the coverage and width of the confidence intervals from different methods, we carry out 2000 simulations for each setting

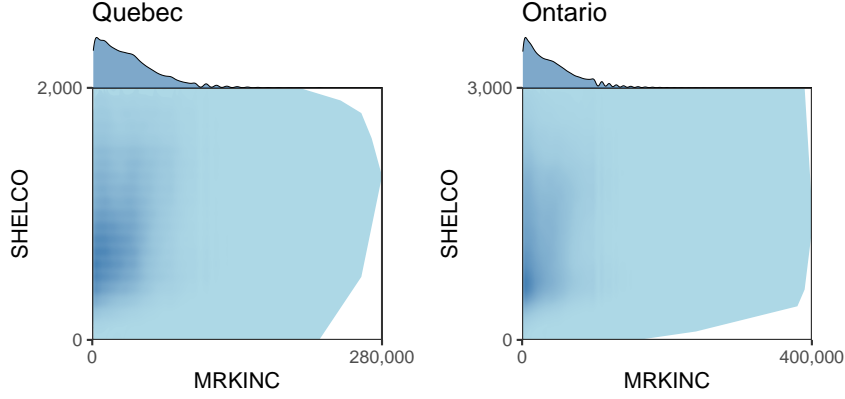


Figure 7: The marginal distribution of MRKINC (on the top) and the joint distribution between MRKINC and SHELCO in Quebec and Ontario from the 2016 Census Public Use Microdata Files dataset. The polygon region is the convex hull of all data points.

where the input datasets are sampled with size $n = 200,000$ from the original dataset with replacement. The privacy guarantee is set to be 1-GDP, and we use $B = 100$ for bootstrap and DP bootstrap methods.

6.2 Mean difference in MRKINC between Quebec and Ontario

We answer the question of whether the mean of MRKINC is different between Quebec and Ontario by constructing the confidence intervals of the mean of MRKINC and checking the overlap of the confidence intervals. Similar to our simulations, we use the Gaussian mechanism in DP bootstrap and compare our results with NoisyVar. The results are shown in Table 3. For Ontario, the true mean is 42865.35. For Quebec, the true mean is 37074.50.

Although the distribution of MRKINC in this real-world dataset is different from the uniform distribution in our simulation, as shown in Figure 7, the results are consistent with what we have observed in the simulations: DP bootstrap is as good as or better than bootstrap in terms of CI coverage. When the confidence level is high (99%), the width of CI from DP bootstrap is much wider than that from bootstrap or NoisyVar due to the

Table 3: Results of the CIs for the mean of individuals’ market income in Quebec and Ontario computed with the 2016 Canada Census dataset. We set the privacy guarantee as 1-GDP and show the coverage and width of the CIs. The corresponding standard deviations among 2000 replicates are shown in the parenthesis.

Province	Method	Confidence	Coverage	CI Width
Ontario	Bootstrap	90%	0.910 (6e-3)	279.4 (0.54)
		95%	0.940 (5e-3)	328.5 (0.66)
		99%	0.978 (3e-3)	408.8 (0.97)
	DP Bootstrap	90%	0.905 (7e-3)	291.0 (0.54)
		95%	0.957 (5e-3)	370.2 (0.70)
		99%	0.999 (1e-3)	622.6 (1.28)
	NoisyVar	90%	0.857 (8e-3)	253.6 (0.16)
		95%	0.915 (6e-3)	301.5 (0.20)
		99%	0.973 (4e-3)	392.6 (0.36)
Quebec	Bootstrap	90%	0.907 (6e-3)	223.2 (0.45)
		95%	0.945 (5e-3)	262.3 (0.53)
		99%	0.985 (3e-3)	326.2 (0.75)
	DP Bootstrap	90%	0.902 (7e-3)	232.2 (0.42)
		95%	0.960 (4e-3)	295.6 (0.54)
		99%	0.998 (1e-3)	493.0 (1.00)
	NoisyVar	90%	0.871 (7e-3)	206.5 (0.13)
		95%	0.926 (6e-3)	245.6 (0.17)
		99%	0.978 (3e-3)	320.0 (0.29)

tradeoff between privacy and accuracy and the conservative nature of the deconvolution method. The CIs from NoisyVar are shorter than those from DP bootstrap but suffer under-coverage issues.

After verifying the correctness of the CIs from DP bootstrap, we can use the results to show a mean difference between the MRKINC in Quebec and Ontario. From Table 3, we can see that the widths of 99% CI are 622.6 and 493.0 for Ontario and Quebec, respectively, and from the standard error, we know the width is similar among all replicates. The sum of the widths is 1115.6, much less than the difference between the true means for Ontario and Quebec, 5790.85. Since the coverage of 99% CI is more than 99% in our replicates and the CIs of Ontario and Quebec do not overlap, we are confident that there is a mean difference in the MRKINC between Ontario and Quebec.

Table 4: Results of the CIs for the covariance of individuals’ market income and shelter cost in Quebec and Ontario computed with the 2016 Canada Census dataset. We set the privacy guarantee as 1-GDP and show the coverage and width of the CIs. The corresponding standard deviations among 2000 replicates are shown in the parenthesis.

Province	Method	Confidence	Coverage	CI Width
Ontario	Bootstrap	90%	0.899 (7e-3)	185226.0 (354.6)
		95%	0.939 (5e-3)	218278.6 (423.3)
		99%	0.976 (3e-3)	270323.3 (612.0)
	DP Bootstrap	90%	0.913 (6e-3)	204417.4 (530.5)
		95%	0.958 (4e-3)	251699.4 (680.2)
		99%	0.997 (1e-3)	427195.4 (1847.8)
	NoisyCov	90%	0.866 (8e-3)	175154.6 (110.0)
		95%	0.917 (6e-3)	208246.7 (138.0)
		99%	0.978 (3e-3)	270884.6 (245.9)
Quebec	Bootstrap	90%	0.909 (6e-3)	98700.9 (190.1)
		95%	0.947 (5e-3)	116057.5 (236.2)
		99%	0.984 (3e-3)	144092.2 (340.9)
	DP Bootstrap	90%	0.902 (7e-3)	104375.9 (277.2)
		95%	0.959 (4e-3)	129178.4 (358.3)
		99%	0.999 (7e-4)	226635.0 (940.8)
	NoisyCov	90%	0.876 (7e-3)	95381.0 (60.9)
		95%	0.931 (6e-3)	113438.0 (77.5)
		99%	0.982 (3e-3)	147618.4 (135.5)

6.3 Covariance between MRKINC and SHELCO

We answer whether the covariance between MRKINC and SHELCO is positive for people in Quebec and Ontario by constructing the CIs of covariance between MRKINC and SHELCO and checking whether those CIs only contain positive values. For Ontario, the true covariance is 3352465. For Quebec, the true covariance is 2405268. Similar to our simulations, we use Gaussian mechanism in DP bootstrap: If $X \in [0, 1]$ and $Y \in [0, 1]$, the ℓ_2 -sensitivity is $\frac{1}{n}$ for $\text{Cov}(X, Y)$ (the same as for $\text{Var}(X)$ and $\text{Var}(Y)$). We propose NoisyCov by following the idea of NoisyVar. In Table 4, we compare our method with both the non-private bootstrap and NoisyCov.

From the results in Table 4, we can see the coverage of the CIs from DP bootstrap is the best and above the nominal confidence level, although their corresponding width is

also the largest. The width of CIs from NoisyCov is similar to those from bootstrap, but the coverage of NoisyCov is unsatisfactory. As the true covariance values are much larger than all the widths in Table 4, we are confident that there is a positive correlation between MRKINC and SHELCO in both Quebec and Ontario.

Remark 6.1. DP bootstrap is easy to use since it does not require additional effort to construct the CIs for either mean or covariance. The NoisyVar method is designed only for mean estimation, and we need a much more detailed analysis to adopt the same idea in covariance estimation.

7 Conclusion

The analysis of the DP bootstrap provides a new perspective on resampling in DP by considering the output distribution as a mixture distribution which gives a tractable lower bound for the DP bootstrap in f -DP. Furthermore, the composition result for the bootstrap Gaussian mechanism gives a simple asymptotic privacy guarantee and highlights the minimal cost of the DP bootstrap. We use deconvolution to recover the non-private sampling distribution, compute CIs, and perform statistical inference. Our simulations and experiments show that the confidence intervals generated by the deconvolved distributional estimate achieve the nominal coverage.

One direction of future work is on the privacy analysis of the DP bootstrap: The lower bound could be tightened by considering all α_i jointly rather than individually. Furthermore, our composition result is asymptotic, and it remains to develop a computable finite-sample composition result.

For the statistical inference using the DP bootstrap, the choice of the number of boot-

strap samples B can be further optimized for a given sample size n and privacy parameter μ . One may pursue finite sample guarantees for the CIs or the distributional estimates obtained by the DP bootstrap deconvolution procedure. Furthermore, to handle non-additive noise mechanisms, new inference techniques are needed. We also notice in Figure 6 that under a strong privacy guarantee, our deconvolution method may still be much wider than the true sampling distribution, indicating that the deconvolution procedure can be further optimized to get a tighter estimate and improve the width of the CIs while maintaining the nominal coverage. Apart from the standard confidence interval and the percentile interval, there are also other inference methods based on the bootstrap estimates such as BC_a (bias-corrected and accelerated) (Efron, 1987) or ABC (approximate bootstrap confidence) (Diciccio and Efron, 1992), we leave it as future work to implement the private versions of these methods.

We can also use the DP bootstrap framework for high-dimensional inference. Our privacy analysis applies to any mechanism, including those multivariate mechanisms, e.g., the Gaussian mechanism on each dimension of the estimate. Future work of this direction is to apply existing methods of multivariate deconvolution (Youndjé and Wells, 2008; Hazelton and Turlach, 2009; Sarkar et al., 2018) and bootstrap (Hall, 1987; Aelst and Willems, 2005) to our DP bootstrap framework.

References

- Aelst, S. V. and G. Willems (2005). Multivariate regression s-estimators for robust estimation and inference. *Statistica Sinica* 15, 981–1001.
- Awan, J., A. Kenney, M. Reimherr, and A. Slavković (2019). Benefits and pitfalls of

- the exponential mechanism with applications to Hilbert spaces and functional PCA. In Proceedings of the 36th International Conference on Machine Learning, Volume 97 of Proceedings of Machine Learning Research, pp. 374–384. PMLR.
- Awan, J. and A. Slavković (2020). Differentially private inference for binomial data. Journal of Privacy and Confidentiality 10(1), 1–40.
- Awan, J. and S. Vadhan (2021). Canonical noise distributions and private hypothesis tests. arXiv preprint arXiv:2108.04303.
- Balle, B., G. Barthe, and M. Gaboardi (2018). Privacy amplification by subsampling: Tight analyses via couplings and divergences. In Advances in Neural Information Processing Systems, Volume 31. Curran Associates, Inc.
- Balle, B. and Y.-X. Wang (2018). Improving the Gaussian mechanism for differential privacy: Analytical calibration and optimal denoising. In J. Dy and A. Krause (Eds.), Proceedings of the 35th International Conference on Machine Learning, Volume 80 of Proceedings of Machine Learning Research, pp. 394–403. PMLR.
- Biswas, S., Y. Dong, G. Kamath, and J. Ullman (2020). Coinpress: Practical private mean and covariance estimation. In H. Larochelle, M. Ranzato, R. Hadsell, M. Balcan, and H. Lin (Eds.), Advances in Neural Information Processing Systems, Volume 33, pp. 14475–14485. Curran Associates, Inc.
- Borwein, J. M. and J. D. Vanderwerff (2010). Convex Functions: Constructions, Characterizations and Counterexamples. Encyclopedia of Mathematics and its Applications. Cambridge University Press.
- Boyd, S. and L. Vandenberghe (2004). Convex Optimization. Cambridge University Press.

- Brawner, T. and J. Honaker (2018). Bootstrap inference and differential privacy: Standard errors for free. Unpublished Manuscript.
- Bun, M., C. Dwork, G. N. Rothblum, and T. Steinke (2018). Composable and versatile privacy via truncated cdp. In Proceedings of the 50th Annual ACM SIGACT Symposium on Theory of Computing, STOC 2018, New York, NY, USA, pp. 74–86. Association for Computing Machinery.
- Bun, M. and T. Steinke (2016). Concentrated differential privacy: Simplifications, extensions, and lower bounds. In Proceedings, Part I, of the 14th International Conference on Theory of Cryptography - Volume 9985, Berlin, Heidelberg, pp. 635–658. Springer-Verlag.
- Canada, S. (2019). 2016 Census Public Use Microdata File (PUMF). Individuals File.
- Covington, C., X. He, J. Honaker, and G. Kamath (2021). Unbiased statistical estimation and valid confidence intervals under differential privacy. arXiv preprint arXiv:2110.14465.
- Diciccio, T. and B. Efron (1992). More accurate confidence intervals in exponential families. Biometrika 79(2), 231–245.
- Dong, J., A. Roth, and W. J. Su (2022). Gaussian differential privacy. Journal of the Royal Statistical Society: Series B (Statistical Methodology) 84(1), 3–37.
- D’Orazio, V., J. Honaker, and G. King (2015). Differential privacy for social science inference. Sloan Foundation Economics Research Paper (2676160).
- Drechsler, J., I. Globus-Harris, A. McMillan, J. Sarathy, and A. Smith (2021). Non-parametric differentially private confidence intervals for the median. ICML 2021 Workshop: Theory and Practice of Differential Privacy.

- Du, W., C. Foot, M. Moniot, A. Bray, and A. Groce (2020). Differentially private confidence intervals. arXiv preprint arXiv:2001.02285.
- Dwork, C., F. McSherry, K. Nissim, and A. Smith (2006). Calibrating noise to sensitivity in private data analysis. In S. Halevi and T. Rabin (Eds.), Theory of Cryptography, Berlin, Heidelberg, pp. 265–284. Springer Berlin Heidelberg.
- Dwork, C. and G. N. Rothblum (2016). Concentrated differential privacy. arXiv preprint arXiv:1603.01887.
- Dwork, C., G. N. Rothblum, and S. Vadhan (2010). Boosting and differential privacy. In 2010 IEEE 51st Annual Symposium on Foundations of Computer Science, pp. 51–60.
- Efron, B. (1979). Bootstrap methods: Another look at the jackknife. The Annals of Statistics 7(1), 1 – 26.
- Efron, B. (1987). Better bootstrap confidence intervals. Journal of the American Statistical Association 82(397), 171–185.
- Efron, B. (2016). Empirical Bayes deconvolution estimates. Biometrika 103(1), 1–20.
- Efron, B. and R. J. Tibshirani (1994). An introduction to the bootstrap. CRC press.
- Fan, J. (1991). On the Optimal Rates of Convergence for Nonparametric Deconvolution Problems. The Annals of Statistics 19(3), 1257 – 1272.
- Fan, J. (1992). Deconvolution with supersmooth distributions. The Canadian Journal of Statistics / La Revue Canadienne de Statistique 20(2), 155–169.
- Farokhi, F. (2020). Deconvoluting kernel density estimation and regression for locally differentially private data. Scientific Reports 10(1), 1–11.

- Hall, P. (1987, 09). On the bootstrap and likelihood-based confidence regions. Biometrika 74(3), 481–493.
- Hall, P. and S. N. Lahiri (2008). Estimation of distributions, moments and quantiles in deconvolution problems. The Annals of Statistics 36(5), 2110–2134.
- Hazelton, M. L. and B. A. Turlach (2009, Sep). Nonparametric density deconvolution by weighted kernel estimators. Statistics and Computing 19(3), 217–228.
- Karwa, V. and S. Vadhan (2018). Finite sample differentially private confidence intervals. In A. R. Karlin (Ed.), 9th Innovations in Theoretical Computer Science Conference (ITCS 2018), Volume 94 of Leibniz International Proceedings in Informatics (LIPIcs), Dagstuhl, Germany, pp. 44:1–44:9. Schloss Dagstuhl–Leibniz-Zentrum fuer Informatik.
- Koskela, A., J. Jälkö, and A. Honkela (2020). Computing tight differential privacy guarantees using fft. In S. Chiappa and R. Calandra (Eds.), Proceedings of the Twenty Third International Conference on Artificial Intelligence and Statistics, Volume 108 of Proceedings of Machine Learning Research, pp. 2560–2569. PMLR.
- Mironov, I. (2017). Rényi differential privacy. In 2017 IEEE 30th Computer Security Foundations Symposium (CSF), pp. 263–275.
- Reimherr, M. and J. Awan (2019). Kng: The k-norm gradient mechanism. In H. Wallach, H. Larochelle, A. Beygelzimer, F. d'Alché-Buc, E. Fox, and R. Garnett (Eds.), Advances in Neural Information Processing Systems, Volume 32. Curran Associates, Inc.
- Sarkar, A., D. Pati, A. Chakraborty, B. K. Mallick, and R. J. Carroll (2018). Bayesian semiparametric multivariate density deconvolution. Journal of the American Statistical Association 113(521), 401–416. PMID: 30078920.

- Sheffet, O. (2017). Differentially private ordinary least squares. In D. Precup and Y. W. Teh (Eds.), Proceedings of the 34th International Conference on Machine Learning, Volume 70 of Proceedings of Machine Learning Research, pp. 3105–3114. PMLR.
- Ullman, J. (2017). Cs7880: Rigorous approaches to data privacy, spring 2017.
- Wang, Y.-X., B. Balle, and S. P. Kasiviswanathan (2019). Subsampled rényi differential privacy and analytical moments accountant. In K. Chaudhuri and M. Sugiyama (Eds.), Proceedings of the Twenty-Second International Conference on Artificial Intelligence and Statistics, Volume 89 of Proceedings of Machine Learning Research, pp. 1226–1235. PMLR.
- Wasserman, L. and S. Zhou (2010). A statistical framework for differential privacy. Journal of the American Statistical Association 105(489), 375–389.
- Youndjé, É. and M. T. Wells (2008, May). Optimal bandwidth selection for multivariate kernel deconvolution density estimation. TEST 17(1), 138–162.
- Zheng, Q., J. Dong, Q. Long, and W. Su (2020). Sharp composition bounds for Gaussian differential privacy via edgeworth expansion. In H. D. III and A. Singh (Eds.), Proceedings of the 37th International Conference on Machine Learning, Volume 119 of Proceedings of Machine Learning Research, pp. 11420–11435. PMLR.
- Zhu, Y., J. Dong, and Y.-X. Wang (2022). Optimal accounting of differential privacy via characteristic function. In G. Camps-Valls, F. J. R. Ruiz, and I. Valera (Eds.), Proceedings of The 25th International Conference on Artificial Intelligence and Statistics, Volume 151 of Proceedings of Machine Learning Research, pp. 4782–4817. PMLR.

SUPPLEMENTARY MATERIAL

This supplementary material is organized in the following way. In Section A, we provide a numerical computation way for evaluating the non-asymptotic privacy guarantee of our lower bound under composition. In Section B, we provide proofs for theorems and propositions in Section 3. In Section C, we first give an analysis of our lower bound on bootstrap Gaussian mechanisms; then we give the details to show why the privacy analysis by Brawner and Honaker (2018) is incorrect, finally, we give the details to show why the privacy loss distribution given by Koskela et al. (2020) is incorrect. In Section D, we analyze the inference of population mean with unknown variance and improve the normal confidence interval (Brawner and Honaker, 2018) using a t -confidence interval with adjusted degrees of freedom. In Section E, we represent our results in algorithmic format for easier practical usage.

A Exact evaluation of f -DP under composition

In this section, we first restate the definition of (ε, δ) -DP with some discussions. Then we provide a numerical computation method for f -DP under composition, which can be used to evaluate the non-asymptotic privacy guarantee of our lower bound under composition.

Definition A.1 ((ε, δ) -DP (Dwork et al., 2006)). A mechanism $\mathcal{M} : \mathcal{X}^n \rightarrow \mathcal{O}$ is (ε, δ) -differentially private ((ε, δ) -DP) if for any neighboring datasets $D, D' \in \mathcal{X}^n$, and every measurable set $S \subseteq \mathcal{O}$, the following inequality holds: $\Pr[\mathcal{M}(D) \in S] \leq e^\varepsilon \Pr[\mathcal{M}(D') \in S] + \delta$.

This formula $\Pr[\mathcal{M}(D) \in S] \leq e^\varepsilon \Pr[\mathcal{M}(D') \in S] + \delta$ means that for an output S , the

probability of producing any set S is similar under $\mathcal{M}(D)$ and $\mathcal{M}(D')$. When ϵ or δ gets smaller, the distribution of $\mathcal{M}(D)$ is closer to the distribution of $\mathcal{M}(D')$. This similarity between distributions protects the sensitive information from the individual in D but not in D' since any adversary cannot distinguish $\mathcal{M}(D)$ from $\mathcal{M}(D')$ effectively. Since the DP guarantee is for all neighboring dataset pairs (D, D') , each individual's information in any dataset D is protected.

For any \mathcal{M} and $\epsilon \geq 0$, there exists $\delta \leq 1$ such that \mathcal{M} is (ϵ, δ) -DP. The *privacy profile* (Balle et al., 2018), $\delta_{\mathcal{M}}(\epsilon)$, is the smallest δ such that \mathcal{M} is (ϵ, δ) -DP.

Proposition A.2 (primal-dual view between (ϵ, δ) -DP and f -DP (Dong et al., 2022)). *A mechanism is (ϵ_i, δ_i) -DP $\forall i \in I$ if and only if it is f -DP with $f = \sup_{i \in I} f_{\epsilon_i, \delta_i}$ where $f_{\epsilon_i, \delta_i} = \max\{0, 1 - \delta - e^\epsilon \alpha, e^{-\epsilon}(1 - \delta - \alpha)\}$. For a symmetric tradeoff function f , a mechanism is f -DP if and only if it is (ϵ, δ) -DP for all $\epsilon \geq 0$ with $\delta(\epsilon) = 1 + f^*(-e^\epsilon)$ where $f^*(y) = \sup_{-\infty < x < \infty} xy - f(x)$, also known as the convex conjugate of f .*

Theorem A.3 (Computation of composition with f -DP using (ϵ, δ) -DP; Lemma 5.2 (Zheng et al., 2020)). *Let $(\epsilon, \delta_k(\epsilon))$ be the dual representation associated with $f_1 \otimes \dots \otimes f_k$ where $f_i = T_{P_i, Q_i}$. Define $\delta_0(\epsilon) = \max\{1 - e^\epsilon, 0\}$, we have*

$$\delta_k(\epsilon) = \int_{\mathbb{R}} \delta_{k-1}(\epsilon - \log \frac{dQ_k}{dP_k}(x)) dQ_k(x),$$

and

$$f_1 \otimes \dots \otimes f_k(\alpha) = \sup_{\epsilon \in \mathbb{R}} (1 - \delta_k(\epsilon) - e^\epsilon \alpha).$$

There are also other composition results for (ϵ, δ) -DP. Koskela et al. (2020) obtained the privacy result using k -fold convolution of the privacy loss random variable (Koskela et al., 2020, Theorem 6). They also provided an approximation method using the fast Fourier

transform (Koskela et al., 2020, Algorithm 1) which was as accurate as the Theorem A.3 above but faster. Zhu et al. (2022) proposed an analytical Fourier accountant to calculate the composition of f -DP/privacy profiles (Zhu et al., 2022, Algorithm 1) which was even faster than the method in (Koskela et al., 2020).

B Proofs for Section 3

In this section, we provide the proofs for the theorems and propositions in Section 3.

B.1 Proofs for Section 3.1

We first restate the (ε, δ) -DP result in (Balle et al., 2018). Then we provide some useful results for the proof of Proposition 3.1.

Theorem B.1 (Theorem 10 in (Balle et al., 2018)). *In the (ε, δ) -DP form, we use $\delta = \delta_{\mathcal{M}, i}(\varepsilon)$ to denote the group privacy of \mathcal{M} with group size i . Given $\varepsilon \geq 0$ and $\varepsilon' = \log(1 + (1 - p_0)(e^\varepsilon - 1))$, we have $\delta_{\text{MooT}}(\varepsilon') \leq \sum_{i=1}^n p_i \delta_{\mathcal{M}, i}(\varepsilon)$ where $p_i = \binom{n}{i} (1/n)^i (1 - 1/n)^{n-i}$.*

Definition B.2. Let f be a tradeoff function, $\bar{x} = \inf\{x \in [0, 1] : -1 \in \partial f(x)\}$. The symmetrization operator which maps a possibly asymmetric tradeoff function to a symmetric tradeoff function is defined as

$$\text{Symm}(f) := \begin{cases} \min\{f, f^{-1}\}^{**}, & \text{if } \bar{x} \leq f(\bar{x}), \\ \max\{f, f^{-1}\}, & \text{if } \bar{x} > f(\bar{x}). \end{cases}$$

Proposition B.3 (Proposition E.1 in (Dong et al., 2022)). *Let f be a tradeoff function, not necessarily symmetric. Suppose a mechanism is $(\varepsilon, 1 + f^*(-e^\varepsilon))$ -DP for all $\varepsilon \geq 0$, then it is $\text{Symm}(f)$ -DP.*

Now we are ready to prove Proposition 3.1.

Proposition 3.1. *For $i = 1, \dots, n$, let f_i be a symmetric tradeoff function. For a mechanism \mathcal{M} satisfying group privacy f_i -DP with group size i , $\mathcal{M} \circ \text{boot}$ satisfies $f_{\mathcal{M} \circ \text{boot}}$ -DP where $f_{\mathcal{M} \circ \text{boot}} = C_{1-p_0} \left(\left(\sum_{i=1}^n \frac{p_i}{1-p_0} f_i^* \right)^* \right)$, $p_i = \binom{n}{i} (1/n)^i (1-1/n)^{n-i}$ for $i = 0, 1, 2, \dots, n$, and $f^*(y) = \sup_{-\infty < x < \infty} xy - f(x)$.*

Proof of Proposition 3.1. This proposition is a transformation from the (ε, δ) -DP result in (Balle et al., 2018) to f -DP. We use the primal-dual mapping between the (ε, δ) -DP and f -DP (Dong et al., 2022): $\delta(\varepsilon) = 1 + f^*(-e^\varepsilon)$.

We can use f -DP to restate the upper bound of $\delta_{\mathcal{M} \circ \text{boot}}(\varepsilon')$ in Theorem B.1: Let $p = 1 - p_0$,

$$\delta_{\mathcal{M} \circ \text{boot}}(\varepsilon') \leq \sum_{i=1}^n p_i \delta_{\mathcal{M},i}(\varepsilon) = \sum_{i=1}^n p_i (1 + f_{\mathcal{M},i}^*(-e^\varepsilon)) \quad (1)$$

$$= p \left(1 + \sum_{i=1}^n \frac{p_i}{1-p_0} f_{\mathcal{M},i}^*(-e^\varepsilon) \right). \quad (2)$$

From the Supplement to (Dong et al., 2022) (Page 42), we know the following two equations, $\varepsilon' = \log(1 - p + pe^\varepsilon)$, $\delta' = p(1 + f^*(-e^\varepsilon))$ can be re-parameterized into $\delta' = 1 + f_p^*(-e^{\varepsilon'})$ where $f_p = pf + (1-p)\text{Id}$. Since f_p may not be symmetric, we use Proposition B.3.

Let $\bar{x} = \inf\{x \in [0, 1] : -1 \in \partial f(x)\}$. Since $\bar{x} \leq f_p(\bar{x})$ when f is symmetric (Dong et al., 2022), we have $C_p(f) = \text{Symm}(f_p)$. Therefore, we have an $f_{\mathcal{M} \circ \text{boot}}$ -DP result from $(\varepsilon, \delta_{\mathcal{M} \circ \text{boot}}(\varepsilon'))$ -DP result:

$$f_{\mathcal{M} \circ \text{boot}} = C_p \left(\left(\sum_{i=1}^n \frac{p_i}{1-p_0} f_{\mathcal{M},i}^* \right)^* \right) \text{ where } f_{\mathcal{M},i} \text{ is the group privacy with group size } i.$$

□

Lemma B.4. *Let f_i be a tradeoff function for $i = 1, 2, \dots, k$.*

1. $\text{mix}(\{(p_i, f_i)\}_{i=1}^k) : [0, 1] \rightarrow [0, 1]$ is a well-defined tradeoff function.
2. If the tradeoff functions f_i are all symmetric, then $\text{mix}(\{(p_i, f_i)\}_{i=1}^k)$ is symmetric.

For easier references, we restate the definition of $\text{mix}(\{(p_i, f_i)\}_{i=1}^k)$ and the property of tradeoff functions before we give the proof of Lemma B.4.

Definition 3.2 (Mixture of tradeoff functions). For $i = 1, 2, \dots, k$, let f_i be a tradeoff function and $p_i \in (0, 1]$ satisfying $\sum_{i=1}^k p_i = 1$. For a constant $C \in (-\infty, 0]$, define $A_i(C) := \{\alpha_i | C \in \partial f_i(\alpha_i)\}$ where $\partial f_i(\alpha_i)$ is the sub-differential of f_i at α_i , and $A(C) := \{\sum_{i=1}^k p_i \alpha_i | \alpha_i \in A_i(C)\}$. The mixture of tradeoff functions, $\text{mix}(\{(p_i, f_i)\}_{i=1}^k)$, is defined as follows: For each $\alpha \in (0, 1)$, we find C such that $\alpha \in A(C)$ and the corresponding $\alpha_i \in A_i(C)$ for $i = 1, 2, \dots, k$ where $\sum_{i=1}^k p_i \alpha_i = \alpha$, then we define $\text{mix}(\{(p_i, f_i)\}_{i=1}^k)(\alpha) = \sum_{i=1}^k p_i f_i(\alpha_i)$; We define $\text{mix}(\{(p_i, f_i)\}_{i=1}^k)(0) = \sum_{i=1}^k p_i f_i(0)$ and $\text{mix}(\{(p_i, f_i)\}_{i=1}^k)(1) = 0$.

Proposition B.5 (Proposition 1 (Dong et al., 2022)). *A function $f : [0, 1] \rightarrow [0, 1]$ is a tradeoff function if and only if f is convex, continuous, non-increasing and $f(x) \leq 1 - x$ for $x \in [0, 1]$.*

Proposition B.6. *For a tradeoff function f , we denote the inverse of f by $f^{-1}(\alpha) := \inf\{t \in [0, 1] : f(t) \leq \alpha\}$.*

1. $f(\alpha)$ is strictly decreasing for $\alpha \in \{\alpha : f(\alpha) > 0\}$.
2. $0 \notin \partial f(\alpha)$ if and only if $\alpha \in \{\alpha : f(\alpha) > 0\}$.
3. If $f^{-1}(f(y)) \neq y$, then $f(y) = 0$.

4. If $f = f^{-1}$ and there exists $C < 0$ such that $C \in \partial f(\alpha)|_{\alpha=f(\alpha_0)}$, then we have $f(f(\alpha_0)) = \alpha_0$ and $\frac{1}{C} \in \partial f(\alpha)|_{\alpha=f(\alpha_0)}$.
5. There is exactly one $\bar{\alpha}$ such that $f(\bar{\alpha}) = \bar{\alpha}$.
6. If $f = f^{-1}$ and $f(\bar{\alpha}) = \bar{\alpha}$, then $-1 \in \partial f(\alpha)|_{\alpha=\bar{\alpha}}$.
7. If $f = f^{-1}$ and $-1 \in \partial f(\alpha)|_{\alpha=\alpha_0}$, then $-1 \in \partial f(\alpha)|_{\alpha=f(\alpha_0)}$.

Proof of Proposition B.6. We provide the proofs for each property of f below.

1. If there are $0 \leq \alpha_1 < \alpha_2 \leq 1$ such that $f(\alpha_1) = f(\alpha_2) = \beta > 0$, since g is convex, we will have $f(\alpha) \geq \beta \forall \alpha \geq \alpha_1$. More specifically, $f(1) \geq \beta > 0$ which contradicts with the fact that $f(1) \leq 1 - 1 = 0$. Since $f(\alpha)$ is not increasing, we have $f(\alpha)$ is strictly decreasing for $\alpha \in \{\alpha : f(\alpha) > 0\}$.
2. If $0 \in \partial f(\alpha)$ and $f(\alpha) > 0$, we have $f(y) \geq f(\alpha) > 0$ for any $y \in [0, 1]$. This contradicts with the fact that $f(1) = 0$. If $0 \notin \partial f(\alpha)$ and $f(\alpha) = 0$, there exists $y \in [0, 1]$ such that $f(y) < 0 \cdot (y - \alpha) + f(\alpha) = 0$ which contradicts with the fact that $f : [0, 1] \rightarrow [0, 1]$.
3. If $f^{-1}(f(y)) = \inf\{t \in [0, 1] : f(t) \leq f(y)\} < y$, since f is not increasing, we have $f(f^{-1}(f(y))) = f(y)$ which holds only when $f(y) = 0$ (otherwise $f(y)$ is strictly decreasing).
4. From the fact that C is a sub-differential value of f at α_0 , we have $f(z) \geq C(z - \alpha_0) + f(\alpha_0) \forall z \in [0, 1]$. If there exists z such that $z < \alpha_0$ and $f(z) \leq f(\alpha_0)$, it contradicts with $f(z) \geq C(z - \alpha_0) + f(\alpha_0) > f(\alpha_0)$. Therefore,

$$f(f(\alpha_0)) = f^{-1}(f(\alpha_0)) = \inf\{t \in [0, 1] : f(t) \leq f(\alpha_0)\} = \alpha_0.$$

Now we prove that $\frac{1}{C} \in \partial f(\alpha)|_{\alpha=f(\alpha_0)}$ by showing $f(y) \geq \frac{1}{C}(y - f(\alpha_0)) + f(f(\alpha_0)) \forall y \in [0, 1]$. Since $C \in (-\infty, 0)$, if $f(y) \geq \frac{1}{C}(y - f(\alpha_0)) + f(f(\alpha_0))$ holds when $y = f(0)$, then it also holds for $y > f(0)$ because $f(y) = 0 = f(f(0)) \geq \frac{1}{C}(f(0) - f(\alpha_0)) + \alpha_0 \geq \frac{1}{C}(y - f(\alpha_0)) + \alpha_0$. For $y \in [0, f(0)]$, we define $z := f(y)$. Since $f = f^{-1}$ and f is strictly decreasing when $f > 0$, we know that $f(y) > 0$ and $f(z) = f^{-1}(f(y)) = y$ for $y \in [0, f(0))$. We also know that $f(z) = y$ when $y = f(0)$ since $z = f(y) = f(f(0)) = 0$. From the fact that C is a sub-differential value of f at α_i , we have $f(z) \geq C(z - \alpha) + f(\alpha)$. Now we show $f(y) \geq \frac{1}{C}(y - f(\alpha_0)) + f(f(\alpha_0)) \forall y \in [0, f(0)]$ through the analysis below.

- If $f(0) \geq y > f(\alpha_0)$, we have $z = f(y) < \alpha_0$, $f(z) = y$, and $C \geq \frac{f(z) - f(\alpha_0)}{z - \alpha_0}$.

Therefore, $\frac{1}{C}(y - f(\alpha_0)) + f(f(\alpha_0)) \leq \frac{z - \alpha_0}{f(z) - f(\alpha_0)}(y - f(\alpha_0)) + \alpha_0 = z = f(y)$.

- If $0 \leq y < f(\alpha_0)$, we have $z = f(y) > \alpha_0$, $f(z) = y$, and $C \leq \frac{f(z) - f(\alpha_0)}{z - \alpha_0}$.

Therefore, $\frac{1}{C}(y - f(\alpha_0)) + f(f(\alpha_0)) \leq \frac{z - \alpha_0}{f(z) - f(\alpha_0)}(y - f(\alpha_0)) + \alpha_0 = z = f(y)$.

- If $y = f(\alpha_0)$, we have $\frac{1}{C}(y - f(\alpha_0)) + f(f(\alpha_0)) = f(y)$.

5. If there are $\bar{\alpha}_1 < \bar{\alpha}_2$ that $\bar{\alpha}_1 = f(\bar{\alpha}_1)$ and $\bar{\alpha}_2 = f(\bar{\alpha}_2)$, then since f is non-increasing, we have $f(\bar{\alpha}_1) \geq f(\bar{\alpha}_2)$ which contradicts with $\bar{\alpha}_1 < \bar{\alpha}_2$. Since $f(\alpha)$ is continuous and $f(0) - 0 \geq 0 - 0 = 0$, $f(1) - 1 = -1 < 0$, there exists $\bar{\alpha} \in [0, 1]$ such that $f(\bar{\alpha}) - \bar{\alpha} = 0$.
6. If $-1 \notin \partial f(\bar{\alpha})$, there exists $y \in [0, 1]$ such that $f(y) < -(y - \bar{\alpha}) + f(\bar{\alpha})$ and $f(f(y)) = y$ because $f = f^{-1}$ (if $f(f(y)) \neq y$, we have $f(y) = 0$, then we can replace y with $f(0) \leq y$ and we still have $f(y) < -(y - \bar{\alpha}) + f(\bar{\alpha})$.) Therefore, $(y, f(y))$ and $(f(y), y)$ are both on the curve of f . Since $y \neq \bar{\alpha}$, we know $y \neq f(y)$. Without of the loss of generality, we assume that $y > f(y)$. Then we know that $y > \bar{\alpha} > f(y)$ since otherwise we will have contradictions: $\bar{\alpha} \geq y > f(y) \geq f(\bar{\alpha}) = \bar{\alpha}$ or $\bar{\alpha} \leq f(y) < y = f(f(y)) \leq f(\bar{\alpha}) = \bar{\alpha}$.

We denote $q = \frac{\bar{\alpha} - f(y)}{y - f(y)} > 0$ and $1 - q = \frac{y - \bar{\alpha}}{y - f(y)} > 0$. Then $\bar{\alpha} = qy + (1 - q)f(y)$, and by the convexity of f , we have $\bar{\alpha} = f(\bar{\alpha}) \leq qf(y) + (1 - q)f(f(y)) = qf(y) + (1 - q)y$. Therefore, $f(\bar{\alpha}) + \bar{\alpha} \leq (qy + (1 - q)f(y)) + (qf(y) + (1 - q)y) = y + f(y)$. But from $f(y) < -(y - \bar{\alpha}) + f(\bar{\alpha})$, we know $f(\bar{\alpha}) + \bar{\alpha} > y + f(y)$, which leads to a contradiction. Therefore, we have $-1 \in \partial f(\bar{\alpha})$.

7. From $-1 \in \partial f(\alpha)|_{\alpha=\alpha_0}$, we know $f(y) \geq -(y - \alpha_0) + f(\alpha_0) \forall y \in [0, 1]$ and $f(f(\alpha_0)) = \alpha_0$. Therefore, $f(y) \geq -(y - f(\alpha_0)) + f(f(\alpha_0)) \forall y \in [0, 1]$ which means $-1 \in \partial f(\alpha)|_{\alpha=f(\alpha_0)}$.

□

Proof of Lemma B.4. For part 1, first we show that for every $\alpha \in (0, 1)$, there exists $C \in (-\infty, 0]$ such that $\alpha \in A(C)$. Since each f_i is convex and non-increasing, its sub-differential $\partial f_i(\alpha_i)$ is in $(-\infty, 0]$ and non-decreasing with respect to α_i . Therefore, for any $-\infty < C_1 < C_2 \leq 0$, we have $a_1 \leq a_2 \forall a_1 \in A_i(C_1), a_2 \in A_i(C_2)$, and for any $0 < a_1 < a_2 < 1$, we have $C_1 \leq C_2 \forall C_1 \in \partial f_i(a_1), C_2 \in \partial f_i(a_2)$. We name these two properties as the monotonicity of the sub-differential mapping.

Since each f_i is convex and continuous, its sub-differential $\partial f_i(\alpha_i)$ is also continuous in the sense that for any $\varepsilon > 0$, there exists $\delta > 0$ such that $\partial f_i(\alpha'_i) \subset \partial f_i(\alpha_i) + (-\varepsilon, \varepsilon)$ whenever $\|\alpha'_i - \alpha_i\| < \delta$ (see Exercise 2.2.22(a) in (Borwein and Vanderwerff, 2010)).

From the continuity and monotonicity of the sub-differential mapping, we know that for any $C \in (-\infty, 0]$, $A_i(C)$ is a closed interval, e.g., $[a, b]$. Note that $A_i(C)$ is always nonempty: let $C_{i,\text{range}} := \bigcup_{\alpha \in (0,1)} \partial f_i(\alpha)$; if $C < C_i \forall C_i \in C_{i,\text{range}}$, we have $A_i(C) = \{0\}$; if $C > C_i \forall C_i \in C_{i,\text{range}}$, we have $A_i(C) = \{1\}$; if $C \in C_{i,\text{range}}$, there must be an $\alpha \in (0, 1)$ such that $C \in \partial f_i(\alpha)$. By the same reasoning, we also have $(0, 1) \subset \bigcup_{C \in (-\infty, 0]} A_i(C)$ for

any i . As $A(C) = \{\sum_{i=1}^k p_i \alpha_i | \alpha_i \in A_i(C)\}$, we have $(0, 1) \subset \bigcup_{C \in (-\infty, 0]} A(C)$, and we also have the monotonicity of $A(C)$ with respect to C .

Next, we show that $\text{mix}(\{(p_i, f_i)\}_{i=1}^k)$ is a well-defined function, i.e., for a given α , although there could be multiple choices of $\{\alpha_i\}_{i=1}^k$ such that $\sum_{i=1}^k p_i \alpha_i = \alpha$, we will obtain the same value of $\sum_{i=1}^k p_i f_i(\alpha_i)$ for all those choices. We consider two choices, $\{\alpha_i\}_{i=1}^k$ and $\{\alpha'_i\}_{i=1}^k$, that both correspond to the same α . We let C and C' correspond to $\{\alpha_i\}_{i=1}^k$ and $\{\alpha'_i\}_{i=1}^k$ respectively. As there exist $i \neq j$ such that $\alpha_i < \alpha'_i$ and $\alpha_j > \alpha'_j$ (since $\sum_{i=1}^k p_i \alpha_i = \sum_{i=1}^k p_i \alpha'_i$ and $p_i > 0$ for $i = 1, 2, \dots, k$), from the monotonicity of the sub-differential mapping, we know that $C = C'$ since $C \leq C'$ and $C' \leq C$. For $\{\alpha_i\}_{i=1}^k$ and $\{\alpha'_i\}_{i=1}^k$, since $\partial f_i(\alpha_i) = \partial f_i(\alpha'_i) = C$, we have $f_i(\alpha_i) \geq C(\alpha_i - \alpha'_i) + f_i(\alpha'_i) \geq f_i(\alpha_i)$ for $i = 1, 2, \dots, n$. Therefore, $f_i(\alpha_i) - f_i(\alpha'_i) = C(\alpha_i - \alpha'_i)$. As we know $\sum_{i=1}^k p_i \alpha_i = \sum_{i=1}^k p_i \alpha'_i$, we have $\sum_{i=1}^k p_i f_i(\alpha_i) - \sum_{i=1}^k p_i f_i(\alpha'_i) = C \sum_{i=1}^k p_i (\alpha_i - \alpha'_i) = 0$ which means that $\text{mix}(\{(p_i, f_i)\}_{i=1}^k)$ is well-defined.

Finally, we show that $\text{mix}(\{(p_i, f_i)\}_{i=1}^k)$ is a tradeoff function.

Let $f = \text{mix}(\{(p_i, f_i)\}_{i=1}^k)$. We can see that $f(x) \in [0, 1] \forall x \in [0, 1]$ and $f(x) \leq 1 - x$. We also know f is non-increasing because of the monotonicity of $A(C)$, the monotonicity of the sub-differential mapping, and f_i being non-increasing.

Now we prove that f is continuous. For a fixed α and $\delta > 0$, we can find the $\{\alpha_i\}_{i=1}^k$ corresponding to this α , and find ε_i such that $|f_i(\alpha'_i) - f_i(\alpha_i)| < \delta$ whenever $|\alpha'_i - \alpha_i| < \varepsilon_i$; then we let $\varepsilon = \min_{i \in \{1, 2, \dots, k\}} \varepsilon_i p_i$, and we have $|f(\alpha') - f(\alpha)| < \delta$ whenever $|\alpha' - \alpha| < \varepsilon$. To prove this, without loss of generality, we assume $\alpha < \alpha'$, and we can find $\{\alpha_i\}_{i=1}^k$ and $\{\alpha'_i\}_{i=1}^k$ corresponding to α and α' respectively, where $\alpha_i \leq \alpha'_i$ for $i = 1, 2, \dots, k$. Then if $\alpha' - \alpha < \varepsilon$, we must have $\alpha'_i - \alpha_i < \varepsilon_i$ for $i = 1, 2, \dots, k$, therefore $|f(\alpha') - f(\alpha)| < \delta$.

Now we prove that f is convex. By the definition of convexity, we only need to show that for any $\alpha, \alpha', t \in [0, 1]$, we have $tf(\alpha) + (1-t)f(\alpha') \geq f(t\alpha + (1-t)\alpha')$. From the construction of $f = \text{mix}(\{(p_i, f_i)\}_{i=1}^k)$, we can find $\{\alpha_i\}_{i=1}^k$, $\{\alpha'_i\}_{i=1}^k$, and $\{\tilde{\alpha}_i\}_{i=1}^k$ corresponding to the α , α' , and $\tilde{\alpha} = t\alpha + (1-t)\alpha'$ respectively, with their matched sub-differential being C , C' , and \tilde{C} . Then we have

$$\begin{aligned}
tf(\alpha) + (1-t)f(\alpha') &= \sum_{i=1}^k p_i(tf_i(\alpha_i) + (1-t)f_i(\alpha'_i)) \\
&\geq \sum_{i=1}^k p_i f_i(t\alpha_i + (1-t)(\alpha'_i)) \quad (\text{convexity of } f_i) \\
&= \sum_{i=1}^k p_i(f_i(t\alpha_i + (1-t)(\alpha'_i)) - f_i(\tilde{\alpha}_i) + f_i(\tilde{\alpha}_i)) \\
&\geq \sum_{i=1}^k p_i(\tilde{C}(t\alpha_i + (1-t)(\alpha'_i) - \tilde{\alpha}_i) + f_i(\tilde{\alpha}_i)) \quad (\text{since } \tilde{C} \in \partial f_i(\tilde{\alpha}_i)) \\
&= \tilde{C}(t\alpha + (1-t)\alpha' - \tilde{\alpha}) + f(t\alpha + (1-t)\alpha') = f(t\alpha + (1-t)\alpha').
\end{aligned}$$

Therefore, f is convex, and we have proved that f is a tradeoff function.

For part 2, we let $g = \text{mix}(\{(p_i, f_i)\}_{i=1}^k)$. We prove that g is symmetric by showing $g^{-1} = \text{mix}(\{(p_i, f_i)\}_{i=1}^k)$.

By definition, $g^{-1}(\beta) = \inf\{\alpha \in [0, 1] : g(\alpha) \leq \beta\}$. By the construction of $\text{mix}(\{(p_i, f_i)\}_{i=1}^k)$, for each $\alpha \in [0, 1]$, there exist a constant C and $\{\alpha_i\}_{i=1}^k$ such that $C \in \partial f_i(\alpha_i)$, $\alpha = \sum_{i=1}^k p_i \alpha_i$, and $g(\alpha) = \sum_{i=1}^k p_i f_i(\alpha_i)$.

If $\beta = 0$, then $g(\alpha) = 0$, and $f_i(\alpha_i) = 0$. Therefore, $g^{-1}(0) = \inf\{\alpha \in [0, 1] : \alpha = \sum_{i=1}^k p_i \alpha_i, f_i(\alpha_i) = 0\}$. Since f_i is symmetric, we have that $\inf\{\alpha_i \in [0, 1] : f_i(\alpha_i) = 0\} = f_i^{-1}(0)$. Therefore, $g^{-1}(0) = \sum_{i=1}^k p_i f_i^{-1}(0) = \sum_{i=1}^k p_i f_i(0) = g(0)$.

If $\beta \geq g(0)$, then from the definition of g^{-1} , we have $g^{-1}(\beta) = 0$, and we need to prove $g(\alpha) = 0$ for $\alpha \geq g(0)$. From the construction of $\text{mix}(\{(p_i, f_i)\}_{i=1}^k)$, we have $g(\alpha) =$

$\sum_{i=1}^k p_i f_i(\alpha_i)$ where $\alpha = \sum_{i=1}^k p_i \alpha_i$. Let $\alpha \geq g(0) = \sum_{i=1}^k p_i f_i(0)$. Then, if there exists i that $\alpha_i > f_i(0)$ which means that $f_i(\alpha_i) = 0$, then $\partial f_i(\alpha_i) = \{0\}$; therefore, $\partial f_j(\alpha_j) = \{0\}$ and $f_j(\alpha_j) = 0$ for $j = 1, 2, \dots, k$. We have $g(\alpha) = 0$. If $\alpha_i \leq f_i(0)$ for $i = 1, 2, \dots, k$, since $\sum_{i=1}^k p_i \alpha_i = \alpha \geq \sum_{i=1}^k p_i f_i(0)$, we will have $\alpha_i = f_i(0)$ for $i = 1, 2, \dots, k$, which means $f_i(\alpha_i) = 0$ for $i = 1, 2, \dots, k$ and $g(\alpha) = 0$.

If $g(0) > \beta > 0$, since g is a tradeoff function, there exists only one $\alpha \in [0, 1]$ such that $g(\alpha) = \beta$. From the construction of g , i.e., $g(\alpha) = \sum_{i=1}^k p_i f_i(\alpha_i) = \beta > 0$, for the $\{\alpha_i\}_{i=1}^k$ corresponding to α , there exists i_0 such that $f_{i_0}(\alpha_{i_0}) > 0$. Since $f_{i_0}(\alpha_{i_0}) > 0$, we have $0 \notin \partial f_{i_0}(\alpha_{i_0})$. Therefore, the corresponding constant C that $C \in \partial f_i(\alpha_i)$ for $i = 1, 2, \dots, k$, and C is not 0. Therefore, $f_i(\alpha_i) \neq 0$ for $i = 1, 2, \dots, k$.

From Proposition B.6, we know that $\frac{1}{C} \in \partial f_i(\alpha)|_{\alpha=f_i(\alpha_i)}$, i.e., all f_i have a common sub-differential value $\frac{1}{C}$ at $f_i(\alpha_i)$.

Let $\alpha = \sum_{i=1}^k p_i \alpha_i$, and $g(\alpha) = \sum_{i=1}^k p_i f_i(\alpha_i)$. For any α such that $g(\alpha) = \sum_{i=1}^k p_i f_i(\alpha_i) > 0$, $g(\alpha)$ is strictly decreasing because g is a tradeoff function. Therefore, for any $g(\alpha) > 0$, there is a one-to-one mapping between α and $g(\alpha)$, and $g^{-1}(g(\alpha)) = \alpha$. Now we can view g^{-1} as a mixture of f_i at the values $f_i(\alpha_i)$: we let $\beta_i := f_i(\alpha_i)$; since $f_i(f_i(\alpha_i)) = \alpha_i$, we have $g^{-1}(\sum_{i=1}^k p_i \beta_i) = \sum_{i=1}^k p_i f_i(\beta_i)$, and there exists a constant $\frac{1}{C}$ such that $\frac{1}{C} \in \partial f_i(\alpha)|_{\alpha=\beta_i}$ for $i = 1, 2, \dots, k$. Therefore, $g^{-1} = \text{mix}(\{(p_i, f_i)\}_{i=1}^k)$. Since the mixture operation is well-defined, we know that $g = g^{-1}$. \square

Theorem 3.3. For $i = 1, 2, \dots, k$, let f_i be a tradeoff function and $\mathcal{M}_i : \mathcal{X}^n \rightarrow \mathcal{Y}_i$, $\mathcal{Y}_i \subset \mathcal{Y}$ be a mechanism satisfying f_i -DP. Let $\mathcal{M} : \mathcal{X}^n \rightarrow \mathcal{Y}$ be a mixture mechanism which randomly selects one mechanism from k mechanisms, $\{\mathcal{M}_i\}_{i=1}^k$, with corresponding probabilities $\{p_i\}_{i=1}^k$ where $\sum_{i=1}^k p_i = 1$, and the output of \mathcal{M} will be the output of \mathcal{M}_i if \mathcal{M}_i is selected. Then \mathcal{M} satisfies f -DP with $f = \text{mix}(\{p_i, f_i\}_{i=1}^k)$.

Proof of Theorem 3.3. Consider the neighboring datasets D_1, D_2 , and a rejection rule ψ giving the type I error $\alpha = \mathbb{E}_{\mathcal{M}(D_1)}\psi$, and type II error $\beta = \mathbb{E}_{\mathcal{M}(D_2)}(1 - \psi)$. We write $\alpha_i = \mathbb{E}_{\mathcal{M}_i(D_1)}\psi$, $\beta_i = \mathbb{E}_{\mathcal{M}_i(D_2)}(1 - \psi)$. Then $\alpha = \sum_{i=1}^k p_i \alpha_i$, $\beta = \sum_{i=1}^k p_i \beta_i$.

In order to obtain the lower bound of β given α , which we denote as $f_{\min}(\alpha)$, we not only need the tradeoff between α_i and β_i , which is f_i , but also consider the tradeoff between α_i and α_j because of the constraint $\sum_{i=1}^k p_i \alpha_i = \alpha$.

$$f_{\min}(\alpha) = \min_{\substack{(\alpha_i, \beta_i)_{i=1}^k \text{ s.t.} \\ \alpha = \sum_{i=1}^k p_i \alpha_i, \\ \beta_i \geq f_i(\alpha_i), \\ \alpha_i \in [0, 1]}} \sum_{i=1}^k p_i \beta_i. \quad (3)$$

This is a convex optimization problem since the objective function is linear and the constraints f_i are all convex (Proposition B.5). Therefore, by Karush–Kuhn–Tucker theorem (Boyd and Vandenberghe, 2004), let the Lagrangian function be

$$L(\{\alpha_i, \beta_i, \mu_i, \nu_i, \kappa_i\}_{i=1}^k, \lambda) = \sum_{i=1}^k (p_i \beta_i + \mu_i (f_i(\alpha_i) - \beta_i) + \nu_i (-\alpha_i) + \kappa_i (\alpha_i - 1)) + \lambda \left(\alpha - \sum_{i=1}^k p_i \alpha_i \right),$$

and the minimum of $\sum_{i=1}^k p_i \beta_i$ is achieved at $\{\alpha_i, \beta_i\}_{i=1}^k$ if and only if the following condi-

tions are satisfied

$$\text{Stationarity: } p_i - \mu_i = 0, \quad i = 1, 2, \dots, k; \quad (4)$$

$$0 \in \mu_i \partial f_i(\alpha_i) - \nu_i + \kappa_i - \lambda p_i, \quad i = 1, 2, \dots, k. \quad (5)$$

$$\text{Primal feasibility: } \beta_i \geq f_i(\alpha_i), \quad 0 \leq \alpha_i \leq 1, \quad i = 1, 2, \dots, k; \quad (6)$$

$$\sum_{i=1}^k \alpha_i = \alpha. \quad (7)$$

$$\text{Dual feasibility: } \mu_i \geq 0, \quad \nu_i \geq 0, \quad \kappa_i \geq 0, \quad i = 1, 2, \dots, k. \quad (8)$$

$$\text{Complementary slackness: } \sum_{i=1}^k (\mu_i(f_i(\alpha_i) - \beta_i) + \nu_i(-\alpha_i) + \kappa_i(\alpha_i - 1)) = 0. \quad (9)$$

Therefore, we have $\mu_i = p_i \neq 0$ from the stationarity condition, and $f_i(\alpha_i) = \beta_i$ from the complementary slackness condition.

- If $0 < \alpha_i < 1$, we have $\nu_i = \kappa_i = 0$, therefore, $\lambda \in \partial f_i(\alpha_i)$;
- If $\alpha_i = 0$, we have $\kappa_i = 0$ and $\partial f_i(\alpha_i) \ni \frac{\nu_i}{\mu_i} + \lambda \geq \lambda$, therefore, for any $\alpha \in [0, 1]$, we have $f_i(\alpha) \geq (\alpha - \alpha_i)(\frac{\nu_i}{\mu_i} + \lambda) + f_i(\alpha_i) \geq (\alpha - \alpha_i)\lambda + f_i(\alpha_i)$, i.e., $\lambda \in \partial f_i(\alpha_i)$;
- If $\alpha_i = 1$, we have $\nu_i = 0$ and $\partial f_i(\alpha_i) \ni -\frac{\kappa_i}{\mu_i} + \lambda \leq \lambda$, therefore, similarly we have $\lambda \in \partial f_i(\alpha_i)$.

Because of the properties of tradeoff functions, $\partial f_i(\alpha_i)$ is non-decreasing when α_i increases.

For a given λ ,

- if there exist two constants $0 < \alpha_{i,1} < \alpha_{i,2} < 1$ such that $\partial f_i(\alpha_{i,1}) \leq \lambda \leq \partial f_i(\alpha_{i,2})$ ², we define $\alpha_i^{\lambda, \text{lower}}$ and $\alpha_i^{\lambda, \text{upper}}$ such that $\alpha_i \in [\alpha_i^{\lambda, \text{lower}}, \alpha_i^{\lambda, \text{upper}}]$ if and only if $\lambda \in \partial f_i(\alpha_i)$;

²We write $\partial f_i(\alpha_i) > \lambda$ if $a > \lambda \quad \forall a \in \partial f_i(\alpha_i)$.

- if $\partial f_i(\alpha_i) > \lambda$ for all $\alpha_i \in (0, 1)$, we define $\alpha_i^{\lambda, \text{lower}} = \alpha_i^{\lambda, \text{upper}} = 0$; Intuitively, we do not want to have any of the type I error of α on the f_i part since the corresponding type II error would be larger otherwise;
- if $\partial f_i(\alpha_i) < \lambda$ for all $\alpha_i \in (0, 1)$, we define $\alpha_i^{\lambda, \text{lower}} = \alpha_i^{\lambda, \text{upper}} = 1$; Intuitively, we want to have as much of the type I error of α on the f_i part as possible since the corresponding type II error would be larger otherwise.

Define $\alpha^{\lambda, \text{lower}} = \sum_{i=1}^k p_i \alpha_i^{\lambda, \text{lower}}$, and $\alpha^{\lambda, \text{upper}} = \sum_{i=1}^k p_i \alpha_i^{\lambda, \text{upper}}$. By definition, if $\lambda = -\infty$, we have $\alpha^{\lambda, \text{upper}} = \alpha^{\lambda, \text{lower}} = 0$, and if $\lambda = +\infty$ ³, we have $\alpha^{\lambda, \text{upper}} = \alpha^{\lambda, \text{lower}} = 1$. For $\lambda \in (-\infty, +\infty)$, all the intervals $[\alpha^{\lambda, \text{lower}}, \alpha^{\lambda, \text{upper}}]$ cover $[0, 1]$, i.e., $[0, 1] \subseteq \cup_{\lambda \in (-\infty, +\infty)} [\alpha^{\lambda, \text{lower}}, \alpha^{\lambda, \text{upper}}]$. Therefore, for any $\alpha \in [0, 1]$, we can find λ such that $\alpha \in [\alpha^{\lambda, \text{lower}}, \alpha^{\lambda, \text{upper}}]$, and we can determine α_i by the λ .⁴

From the procedure above, we know $f_{\min} = \text{mix}(\{p_i, f_i\}_{i=1}^k)$, and \mathcal{M} satisfies f_{\min} -DP.

□

We will use Lemma B.7 in the proof of Theorem 3.4.

Lemma B.7 (Equation (13) in (Dong et al., 2022)). *For a symmetric tradeoff function f , define $f_p := pf + (1 - p)Id$ for $0 \leq p \leq 1$, where $Id(x) = 1 - x$. Let x^* be the unique fixed point of f , that is $f(x^*) = x^*$, we have*

$$C_p(f)(x) = \begin{cases} f_p(x), & x \in [0, x^*] \\ x^* + f_p(x^*) - x, & x \in [x^*, f_p(x^*)] \\ f_p^{-1}(x), & x \in [f_p(x^*), 1]. \end{cases}$$

³The tradeoff functions are monotonically decreasing, therefore we can replace this with $\lambda = 0$.

⁴If there are multiple choices of $\{\alpha_i\}_{i=1}^k$, all of them correspond to the same β .

Theorem 3.4. *Let f_i be a symmetric tradeoff function for $i = 1, 2, \dots, n$. For a mechanism \mathcal{M} satisfying group privacy f_i -DP with group size i , $\mathcal{M} \circ \text{boot}$ satisfies $f_{\mathcal{M} \circ \text{boot}}$ -DP where $f_{\mathcal{M} \circ \text{boot}} = C_{1-p_0}(\text{mix}(\{(\frac{p_i}{1-p_0}, f_i)\}_{i=1}^n))$.*

Proof of Theorem 3.4. We are going to find a lower bound of $T_{\mathcal{M}(\text{boot}(D_1)), \mathcal{M}(\text{boot}(D_2))}$ uniformly for any neighboring datasets $D_1 = (x_1, x_2, \dots, x_n)$ and $D_2 = (x'_1, x_2, \dots, x_n)$ (without loss of generality, we let x_1 be the different data point in D_1 and D_2). We use boot^i to denote the conditional bootstrap subsampling where x_1 or x'_1 are drawn for exactly i times from D_1 or D_2 . Note that both $\text{boot}^i(D_1)$ and $\text{boot}^i(D_2)$ are random variables for any $i = 0, 1, 2, \dots, n$. Furthermore, we define $\text{boot}^>$ to denote the conditional bootstrap subsampling where x_1 or x'_1 is drawn for at least once from D_1 or D_2 .

From Theorem 3.3, we know $\text{mix}(\{(q_i, g)\}_{i \in I}) = g$ for any g, I and q_i . Therefore, we have $T_{\mathcal{M}(\text{boot}^0(D_1)), \mathcal{M}(\text{boot}^0(D_2))}(\alpha) = f_0$ where $f_0(\alpha) = 1 - \alpha$ since $\text{boot}^0(D_1) = \text{boot}^0(D_2)$, and we also have $T_{\mathcal{M}(\text{boot}^k(D_1)), \mathcal{M}(\text{boot}^k(D_2))} \geq f_k$ since $\text{boot}^k(D_1)$ and $\text{boot}^k(D_2)$ are neighboring datasets with respect to group size k . Now we consider $\mathcal{M} \circ \text{boot}^>$ as a mixture of $\mathcal{M} \circ \text{boot}^i$. Using Theorem 3.3 again, we have $T_{\mathcal{M}(\text{boot}^>(D_1)), \mathcal{M}(\text{boot}^>(D_2))} \geq f_>$ where $f_> := \text{mix}(\{(\frac{p_i}{1-p_0}, f_i)\}_{i=1}^n)$ (here we use $\frac{p_i}{1-p_0}$ instead of p_i because $\sum_{i=1}^n \frac{p_i}{1-p_0} = 1$).

In order to obtain a better lower bound of $T_{\mathcal{M}(\text{boot}(D_1)), \mathcal{M}(\text{boot}(D_2))}$, we find the mixture of $f_>$ and f_0 with considering the bootstrap resampling context because $\mathcal{M} \circ \text{boot}$ is a mixture of $\mathcal{M} \circ \text{boot}^>$ and $\mathcal{M} \circ \text{boot}^0$.

Consider a rejection rule ψ . Let

$$\begin{aligned}\alpha &:= \mathbb{E}_{\mathcal{M}(\text{boot}(D_1))}\psi, \\ \beta &:= \mathbb{E}_{\mathcal{M}(\text{boot}(D_2))}(1 - \psi), \\ \alpha_0 &:= \mathbb{E}_{\mathcal{M}(\text{boot}^0(D_1))}\psi = \mathbb{E}_{\mathcal{M}(\text{boot}^0(D_2))}\psi, \\ \beta_0 &:= \mathbb{E}_{\mathcal{M}(\text{boot}^0(D_2))}(1 - \psi) = 1 - \alpha_0, \\ \alpha_{>} &:= \mathbb{E}_{\mathcal{M}(\text{boot}^{>}(D_1))}\psi, \\ \beta_{>} &:= \mathbb{E}_{\mathcal{M}(\text{boot}^{>}(D_2))}(1 - \psi).\end{aligned}$$

We prove that there are two additional constraints when we calculate the mixture of $f_{>}$ and f_0 :

$$\beta_0 \geq f_{>}(\alpha_{>}), \quad \beta_{>} \geq f_{>}(\alpha_0).$$

Intuitively, this is because the hypothesis testing between $\mathcal{M}(\text{boot}^0(D_1))$ and $\mathcal{M}(\text{boot}^{>}(D_1))$ is similar to the hypothesis testing between $\mathcal{M}(\text{boot}^{>}(D_2))$ and $\mathcal{M}(\text{boot}^{>}(D_1))$.

We consider the hypothesis testing between $\mathcal{M}(\text{boot}^0(D_1))$ and $\mathcal{M}(\text{boot}^{>}(D_1))$. Similar to the idea in (Balle et al., 2018), we consider replacing each x_1 in $\mathcal{M}(\text{boot}^{>}(D_1))$ with a data point uniformly randomly drawn from (x_2, x_3, \dots, x_n) . We denote the distribution of $\mathcal{M}(\text{boot}^{>}(D_1))$ as ω_1 , the distribution of $\mathcal{M}(\text{boot}^0(D_1))$ as ω_0 , the distribution of $\mathcal{M}(\text{boot}(D_1))$ as $\omega_{0\&1}$, and the replacement procedure as **replace**. Since Balle et al. (2018) did not provide a proof for why this replacement procedure can transform ω_1 to ω_0 , i.e., $\text{replace}(\omega_1) = \omega_0$, we prove it below⁵.

For one element in ω_1 , let its histogram be $h^{>} = (h_1, h_2, \dots, h_n)$ where h_i is the number

⁵If the replacement procedure is defined to be replacing all x_1 with the same data point uniformly randomly drawn from (x_2, x_3, \dots, x_n) , e.g., x_1 are all replaced by x_2 , one can verify that this procedure will not transform ω_1 to ω_0 even for $n = 3$.

of occurrences of x_i in this element, $h_1 \geq 1$, $h_i \geq 0$ for $i = 2, 3, \dots, n$, $\sum_{i=1}^n h_i = n$. For one element in ω_0 , we let its histogram be $h^0 = (h_1 = 0, h_2, \dots, h_n)$. Then

$$P_{\omega_0 \& 1}(H = h) = \frac{1}{n^n} \binom{n}{h_1 \ h_2 \ \dots \ h_n}.$$

$$P_{\omega_0}(H = h^0) = \frac{1}{(n-1)^n} \binom{n}{h_2 \ h_3 \ \dots \ h_n}.$$

$$P_{\omega_1}(H = h^>) = \frac{1}{1 - (1 - \frac{1}{n})^n} \frac{1}{n^n} \binom{n}{h_1 \ h_2 \ \dots \ h_n} = \frac{1}{n^n - (n-1)^n} \binom{n}{h_1 \ h_2 \ \dots \ h_n}.$$

Now we replace the h_1 elements (x_1) in a point $h^>$ of ω_1 by randomly drawing one of (x_2, x_3, \dots, x_n) , where the total histogram of the replacement is $h' = (h'_2, h'_3, \dots, h'_n)$, then the new distribution is

$$\begin{aligned} P_{\text{replace}(h_1)}(H' = h') \cdot P_{\omega_1}(H = h^>) &= \frac{1}{(n-1)^{h_1}} \binom{h_1}{h'_2 \ h'_3 \ \dots \ h'_n} \frac{1}{n^n - (n-1)^n} \binom{n}{h_1 \ h_2 \ \dots \ h_n} \\ &= \frac{1}{(n-1)^{h_1}} \frac{1}{n^n - (n-1)^n} \frac{n!}{(h'_2! h_2!)(h'_3! h_3!) \dots (h'_n! h_n!)} \end{aligned}$$

Then the final distribution of such replacement is

$$\begin{aligned} P_{\text{replace}(\omega_1)}(H = h^0) &= \sum_{h', h_1} P_{\text{replace}(h_1)}(H' = h') \cdot P_{\omega_1}(H^> = (h_1, h^0 - h')) \\ &= \sum_{h_1=1}^n \frac{1}{(n-1)^{h_1}} \frac{1}{n^n - (n-1)^n} \sum_{\{h' \mid \sum_{i=2}^n h'_i = h_1\}} \frac{n!}{(h'_2! (h_2 - h'_2)!)(h'_3! (h_3 - h'_3)!)\dots (h'_n! (h_n - h'_n)!)} \end{aligned}$$

It is not easy to show that $P_{\text{replace}(\omega_1)}(H = h^0) = P_{\omega_0}(H = h^0)$ because of the re-

quirement $\sum_{i=2}^n h'_i = h_1$ on h' . So, we use another way: since for any element in ω_0 , the replacement does not change it, i.e., $\text{replace}(\omega_0) = \omega_0$, we can perform the replacement on the distribution of $\omega_{0\&1}$. Therefore, if we show $\text{replace}(\omega_{0\&1}) = \omega_0$, then $\text{replace}(\omega_1) = \text{replace}(\frac{\omega_{0\&1} - p_0\omega_0}{1-p_0}) = \frac{1}{1-p_0} (\text{replace}(\omega_{0\&1}) - p_0\text{replace}(\omega_0)) = \omega_0$. Now we prove it below.

$$\begin{aligned}
P_{\text{replace}(\omega_{0\&1})}(H^0 = h^0) &= \sum_{h'} P_{\text{replace}(h_1)}(H' = h') \cdot P_{\omega_{0\&1}}(H = (h_1, h^0 - h')) \\
&= \sum_{h_1=0}^n \frac{1}{(n-1)^{h_1}} \frac{1}{n^n} \sum_{\{h' \mid \sum_{i=2}^n h'_i = h_1, h'_i \leq h_i \forall i\}} \frac{n!}{(h'_2!(h_2 - h'_2)!)(h'_3!(h_3 - h'_3)!)\cdots(h'_n!(h_n - h'_n)!)} \\
&= \sum_{h_1=0}^n \frac{1}{(n-1)^{h_1}} \frac{1}{n^n} \sum_{\{h' \mid \sum_{i=2}^n h'_i = h_1, h'_i \leq h_i \forall i\}} \frac{n!}{h_2!h_3!\cdots h_n!} \frac{h_2!}{h'_2!(h_2 - h'_2)!} \frac{h_3!}{h'_3!(h_3 - h'_3)!} \cdots \frac{h_n!}{h'_n!(h_n - h'_n)!} \\
&= \frac{n!}{h_2!h_3!\cdots h_n!} \frac{1}{n^n} \sum_{h_1=0}^n \sum_{\{h' \mid \sum_{i=2}^n h'_i = h_1, h'_i \leq h_i \forall i\}} \frac{h_2!}{(n-1)^{h'_2}h'_2!(h_2 - h'_2)!} \cdots \frac{h_n!}{(n-1)^{h'_n}h'_n!(h_n - h'_n)!} \\
&= \frac{n!}{h_2!h_3!\cdots h_n!} \frac{1}{n^n} \sum_{h'_2=0}^{h_2} \cdots \sum_{h'_n=0}^{h_n} \frac{h_2!}{(n-1)^{h'_2}h'_2!(h_2 - h'_2)!} \cdots \frac{h_n!}{(n-1)^{h'_n}h'_n!(h_n - h'_n)!} \\
&= \frac{n!}{h_2!h_3!\cdots h_n!} \frac{1}{n^n} \left(\sum_{h'_2=0}^{h_2} \frac{h_2!}{(n-1)^{h'_2}h'_2!(h_2 - h'_2)!} \right) \cdots \left(\sum_{h'_n=0}^{h_n} \frac{h_n!}{(n-1)^{h'_n}h'_n!(h_n - h'_n)!} \right) \\
&= \frac{n!}{h_2!h_3!\cdots h_n!} \frac{1}{n^n} \left(\frac{n}{n-1} \right)^{h_2} \left(\frac{n}{n-1} \right)^{h_3} \cdots \left(\frac{n}{n-1} \right)^{h_n} \\
&= \frac{n!}{h_2!h_3!\cdots h_n!} \frac{1}{(n-1)^n} \\
&\Rightarrow \text{replace}(\omega_{0\&1}) = \omega_0.
\end{aligned}$$

Therefore, the replacement procedure indeed transforms ω_1 into ω_0 .

Now we are ready to prove $\beta_0 \geq f_{>}(\alpha_{>})$ and $\beta_{>} \geq f_{>}(\alpha_0)$.

From the result $\text{replace}(\omega_1) = \omega_0$, if we consider the tradeoff function between the two distributions $\mathcal{M}(\text{boot}^0(D_1))$ and $\mathcal{M}(\text{boot}^>(D_1))$, we can break each of the two mixture distributions into parts following the replacement procedure so that there is a one-

to-one mapping between the parts. When the number of occurrence of x_1 is h_1 in the outcome of $\text{boot}^>(D_1)$, two parts in such a mapping pair have distance h_1 (between $\text{boot}^{h_1}(D_1)$ and $\text{replace}(\text{boot}^{h_1}(D_1))$), so the tradeoff function between $\mathcal{M}(\text{boot}^{h_1}(D_1))$ and $\mathcal{M}(\text{replace}(\text{boot}^{h_1}(D_1)))$ is f_{h_1} . We use Theorem 3.3 to obtain the mixture of those f_{h_1} . Since f_{h_1} only depends on h_1 , its corresponding probability in $\text{boot}^>(D_1)$ is $\frac{p_{h_1}}{1-p_0}$. Therefore, the tradeoff function between $\mathcal{M}(\text{boot}^>(D_1))$ and $\mathcal{M}(\text{boot}^0(D_1))$ is $\text{mix}(\{(\frac{p_i}{1-p_0}, f_i)\}_{i=1}^n) = f_>$.

From this result, and also recall that

$$\alpha_0 := \mathbb{E}_{\mathcal{M}(\text{boot}^0(D_1))} \psi = \mathbb{E}_{\mathcal{M}(\text{boot}^0(D_2))} \psi,$$

$$\beta_0 := \mathbb{E}_{\mathcal{M}(\text{boot}^0(D_1))} (1 - \psi) = 1 - \alpha_0,$$

$$\alpha_> := \mathbb{E}_{\mathcal{M}(\text{boot}^>(D_1))} \psi,$$

$$\beta_> := \mathbb{E}_{\mathcal{M}(\text{boot}^>(D_2))} (1 - \psi),$$

we have $\beta_0 \geq f_>(\alpha_>)$. Similarly, we have $\beta_> \geq f_>(\alpha_0)$.

Now we have established the additional constraints for the mixture of f_0 and $f_>$. We are ready to derive the final mixture tradeoff function.

Notice that $\alpha = p_0\alpha_0 + (1-p_0)\alpha_>$. For $\alpha = 0$ or $\alpha = 1$, since $\alpha_0, \alpha_> \in [0, 1]$, the solution must be $\alpha_0 = \alpha_> = 0$ and $\alpha_0 = \alpha_> = 1$ respectively. Now we consider the constrained optimization problem below with $\alpha \in (0, 1)$, and we replace $\alpha_>$ with $\frac{\alpha - p_0\alpha_0}{1-p_0}$ and β_0 with $1 - \alpha_0$:

$$f_{\min}(\alpha) = \min_{\substack{\alpha_0, \beta_>, \text{ s.t.} \\ \beta_> \leq 1, \alpha_0 \geq 0, \\ \beta_> \geq f_>(\alpha_0), \\ \beta_> \geq f_>(\frac{\alpha - p_0\alpha_0}{1-p_0}), \\ 1 - \alpha_0 \geq f_>(\frac{\alpha - p_0\alpha_0}{1-p_0})}} p_0(1 - \alpha_0) + (1 - p_0)\beta_>,$$

where we ignore the constraint $\alpha_0 \leq 1$ and $\beta_{>} \geq 0$ because they can be derived from $1 - \alpha_0 \geq f_{>}(\frac{\alpha - p_0 \alpha_0}{1 - p_0})$ and $\beta_{>} \geq f_{>}(\alpha_0)$ respectively. Since $f_{>} : \mathbb{R} \mapsto \mathbb{R}$ is a convex function, we use the Karush–Kuhn–Tucker theorem to obtain the solution to the convex optimization problem above: let the Lagrangian function be

$$\begin{aligned} L(\alpha_0, \beta_{>}, \mu_1, \mu_2, \mu_3, \mu_4, \mu_5) = & p_0(1 - \alpha_0) + (1 - p_0)\beta_{>} + \mu_1(\beta_{>} - 1) + \mu_2(-\alpha_0) + \\ & \mu_3(f_{>}(\alpha_0) - \beta_{>}) + \mu_4\left(f_{>} \left(\frac{\alpha - p_0 \alpha_0}{1 - p_0}\right) - \beta_{>}\right) + \\ & \mu_5\left(f_{>} \left(\frac{\alpha - p_0 \alpha_0}{1 - p_0}\right) - 1 + \alpha_0\right), \end{aligned}$$

and the minimum of $p_0(1 - \alpha_0) + (1 - p_0)\beta_{>}$ is achieved at $(\alpha_0, \beta_{>})$ if and only if the following conditions are satisfied

$$\begin{aligned} \text{Stationarity: } 0 \in & -p_0 - \mu_2 \frac{p_0}{1 - p_0} + \mu_3 \partial f_{>}(\alpha_0) - \mu_4 \left(\frac{p_0}{1 - p_0} \partial f_{>} \left(\frac{\alpha - p_0 \alpha_0}{1 - p_0} \right) \right) + \\ & \mu_5 \left(-\frac{p_0}{1 - p_0} \partial f_{>} \left(\frac{\alpha - p_0 \alpha_0}{1 - p_0} \right) + 1 \right), \\ 0 = & (1 - p_0) + \mu_1 - \mu_3 - \mu_4. \end{aligned}$$

$$\text{Primal feasibility: } 1 \geq \beta_{>} \geq f_{>}(\alpha_0),$$

$$\beta_{>} \geq f_{>} \left(\frac{\alpha - p_0 \alpha_0}{1 - p_0} \right),$$

$$1 - f_{>} \left(\frac{\alpha - p_0 \alpha_0}{1 - p_0} \right) \geq \alpha_0 \geq 0.$$

$$\text{Dual feasibility: } \mu_i \geq 0, \ i = 1, 2, 3, 4, 5.$$

$$\text{Complementary slackness: } 0 = \mu_1(\beta_{>} - 1) + \mu_2(-\alpha_0) + \mu_3(f_{>}(\alpha_0) - \beta_{>}) +$$

$$\mu_4 \left(f_{>} \left(\frac{\alpha - p_0 \alpha_0}{1 - p_0} \right) - \beta_{>} \right) + \mu_5 \left(f_{>} \left(\frac{\alpha - p_0 \alpha_0}{1 - p_0} \right) - 1 + \alpha_0 \right).$$

Because our constrained optimization problem has both the convex objective function and

convex constraints, we only need to find a solution of $\alpha_0, \beta_{>}$ satisfying the KKT conditions, and this solution will be a minimizer of the problem given fixed α .

To simplify our analysis, first, we show that the solution must satisfy $\alpha_0 \geq \alpha$. This is because when $\alpha_0 < \alpha$, there is always another choice, $(\alpha'_0 = \alpha, \beta'_{>} = f_{>}(\alpha))$, achieving a lower value of the objective function: Notice that $\alpha = p_0\alpha_0 + (1 - p_0)\alpha_{>}$ where $p_0 \in (0, 1)$. Therefore, if $\alpha_0 < \alpha$, we have $\alpha < \alpha_{>}$, and $\beta_{>} \geq f_{>}(\alpha_0) \geq f_{>}(\alpha)$ where the first inequality holds from previous analysis, and the second inequality holds due to $f_{>}$ being decreasing. Therefore,

$$\begin{aligned} p_0(1 - \alpha_0) + (1 - p_0)\beta_{>} &= (p_0(1 - \alpha) + (1 - p_0)f_{>}(\alpha)) + (p_0(\alpha - \alpha_0) + (1 - p_0)(\beta_{>} - f_{>}(\alpha))) \\ &> p_0(1 - \alpha) + (1 - p_0)f_{>}(\alpha), \end{aligned}$$

which means that the choice $(\alpha'_0 = \alpha, \beta'_{>} = f_{>}(\alpha))$ satisfies all the constraints and also achieves a value of the objective function lower than the choice $(\alpha_0, \beta_{>})$. This contradicts the optimality of $(\alpha_0, \beta_{>})$. Therefore, $\alpha_0 \geq \alpha > 0$.

Similarly, we show that we only need to consider $\beta_{>} < 1$. If $\beta_{>} = 1$, since $\alpha_0 = \frac{\alpha - (1 - p_0)\alpha_{>}}{p_0} \leq \frac{\alpha}{p_0}$, we have the objective function value $p_0(1 - \alpha_0) + (1 - p_0)\beta_{>} \geq 1 - \alpha$. Now we consider another choice $(\alpha'_0 = \alpha, \beta'_{>} = f_{>}(\alpha))$. We know that $\beta'_{>} = f_{>}(\alpha) \leq 1 - \alpha < 1$, and the objective function value $p_0(1 - \alpha) + (1 - p_0)\beta'_{>} \leq p_0(1 - \alpha) + (1 - p_0)(1 - \alpha) = 1 - \alpha$ which means that the new choice $(\alpha'_0 = \alpha, \beta'_{>} = f_{>}(\alpha))$ is never worse than the choice of $(\alpha_0, \beta_{>} = 1)$. Therefore, for $f_{\min}(\alpha)$ where $\alpha \in (0, 1)$, we only need to consider $\beta_{>} < 1$.

With $\alpha_0 \geq \alpha > 0, \beta_{>} < 1$, from the complementary slackness, we know $\mu_1 = \mu_2 = 0$.

By Proposition B.6, there is exactly one $\bar{\alpha}$ satisfying $\bar{\alpha} = f_{>}(\bar{\alpha})$ and $-1 \in \partial f_{>}(\bar{\alpha})$. We denote $C \in \partial f_{>}(\alpha)$, and $C' \in \partial f_{>}(\alpha)|_{\alpha = \frac{\alpha - p_0\alpha_0}{1 - p_0}}$.

- If $0 < \alpha \leq \bar{\alpha}$, we verify that $(\alpha_0 = \alpha, \beta_{>} = f_{>}(\alpha), \mu_3 = (1 - p_0)(p_0 + p_0/C), \mu_4 = (1 - p_0)(1 - p_0 - p_0/C), \mu_5 = 0)$ satisfies the KKT conditions which means $(\alpha_0 = \alpha, \beta_{>} = f_{>}(\alpha))$ is a minimizer. First, we see that $\frac{\alpha - p_0 \alpha_0}{1 - p_0} = \alpha$.
 - The primal feasibility is satisfied because $f_{>}(\alpha) \leq 1 - \alpha$.
 - The complementary slackness is also satisfied because $\mu_1 = \mu_2 = \mu_5 = 0$ and $f_{>}(\alpha) = \beta_{>}$.
 - Since $0 < \alpha \leq \bar{\alpha}$, we know that $C \leq -1$. The dual feasibility conditions, $\mu_3 \geq 0$ and $\mu_4 > 0$, hold because $p_0 \in (0, 1)$.
 - The stationarity conditions also hold: We plug in the value C for $\partial f_{>}(\alpha)$, then the right-hand sides of both conditions are 0.
- If $\bar{\alpha} < \alpha \leq (1 - p_0)\bar{\alpha} + p_0(1 - \bar{\alpha})$, we verify that $(\alpha_0 = \frac{\alpha - (1 - p_0)\bar{\alpha}}{p_0}, \beta_{>} = \bar{\alpha}, \mu_3 = 0, \mu_4 = 1 - p_0, \mu_5 = 0)$ satisfies the KKT conditions. First, we see that $\frac{\alpha - p_0 \alpha_0}{1 - p_0} = \bar{\alpha}$.
 - The primal feasibility is satisfied: since $\alpha > \bar{\alpha}$, we have $\alpha_0 > \bar{\alpha}$ and $f_{>}(\alpha_0) \leq f_{>}(\bar{\alpha}) = \beta_{>}$; since $\alpha \leq (1 - p_0)\bar{\alpha} + p_0(1 - \bar{\alpha})$, we have $\alpha_0 \leq 1 - \bar{\alpha}$, and $1 - f_{>}(\bar{\alpha}) = 1 - \bar{\alpha} \geq \alpha_0$.
 - The complementary slackness is also satisfied because $\mu_1 = \mu_2 = \mu_3 = \mu_5 = 0$ and $f_{>}(\bar{\alpha}) = \beta_{>}$.
 - The dual feasibility condition, $\mu_4 > 0$, holds because $p_0 \in (0, 1)$.
 - The stationarity conditions also hold: We plug in the value -1 for $\partial f_{>}(\bar{\alpha})$, then the right-hand sides of both conditions are 0.
- If $(1 - p_0)\bar{\alpha} + p_0(1 - \bar{\alpha}) < \alpha < p_0 + (1 - p_0)f_{>}(0)$, we let α_0^* be the solution of $p_0 \alpha_0 + (1 - p_0)f_{>}(1 - \alpha_0) = \alpha$. Since $f_{>}$ is continuous and not increasing, we know

$g(\alpha_0) = p_0\alpha_0 + (1-p_0)f_{>}(1-\alpha_0)$ is continuous and strictly increasing with respect to α_0 . We know $g(1) = p_0 + (1-p_0)f_{>}(0)$ and $g(1-\bar{\alpha}) = (1-p_0)\bar{\alpha} + p_0(1-\bar{\alpha})$. Therefore, $p_0\alpha_0 + (1-p_0)f_{>}(1-\alpha_0) = \alpha$ has only one solution which is α_0^* with $1 > \alpha_0^* > 1-\bar{\alpha}$. Now we verify that $(\alpha_0 = \alpha_0^*, \beta_{>} = 1 - \alpha_0^*, \mu_3 = 0, \mu_4 = 1 - p_0, \mu_5 = \frac{p_0(1+C')}{1-\frac{p_0C'}{1-p_0}})$ satisfies the KKT conditions. First, we see that $\frac{\alpha-p_0\alpha_0}{1-p_0} = f_{>}(1-\alpha_0) > f_{>}(\bar{\alpha}) = \bar{\alpha}$ and $\frac{\alpha-p_0\alpha_0}{1-p_0} = f_{>}(1-\alpha_0) < f_{>}(0)$. Therefore, $0 > C' \geq -1$.

- The primal feasibility is satisfied: since $\alpha_0 \geq \alpha \geq \bar{\alpha}$, we have $1 - \alpha_0 < \bar{\alpha}$. Therefore, by Proposition B.6, since $f_{>}$ is convex and symmetric, there exists $C \leq -1$ such that $C \in \partial f_{>}(1 - \alpha_0)$ and $\beta_{>} = 1 - \alpha_0 = f_{>}(f_{>}(1 - \alpha_0)) = f_{>}(\frac{\alpha-p_0\alpha_0}{1-p_0})$. We also have $\beta_{>} = 1 - \alpha_0 \geq f_{>}(\alpha_0)$.
 - The complementary slackness is also satisfied because $\mu_1 = \mu_2 = \mu_3 = 0$ and $\beta_{>} = 1 - \alpha_0 = f_{>}(\frac{\alpha-p_0\alpha_0}{1-p_0})$.
 - The dual feasibility conditions, $\mu_4 > 0$ and $\mu_5 \geq 0$, hold because $p_0 \in (0, 1)$ and $0 > C' \geq -1$.
 - The stationarity conditions also hold: We plug in the value C' for $\partial f_{>}(\alpha)|_{\alpha=\frac{\alpha-p_0\alpha_0}{1-p_0}}$, then the right hand side is 0.
- If $\alpha \geq p_0 + (1-p_0)f_{>}(0)$, we let $(\alpha_0 = 1, \beta_{>} = 0, \mu_5 = p_0, \mu_3 = (1-p_0)/2, \mu_4 = (1-p_0)/2)$. Notice that $\frac{\alpha-p_0\alpha_0}{1-p_0} \geq f_{>}(0)$. Therefore, $f_{>}(\frac{\alpha-p_0\alpha_0}{1-p_0}) = 0$.
 - The primal feasibility is satisfied.
 - The complementary slackness is also satisfied because $f_{>}(\alpha_0) - \beta_{>} = 0$, $f_{>}(\frac{\alpha-p_0\alpha_0}{1-p_0}) - \beta_{>} = 0$, $f_{>}(\frac{\alpha-p_0\alpha_0}{1-p_0}) - 1 + \alpha_0 = 0$.
 - The dual feasibility conditions hold because $p_0 \in (0, 1)$.

- The stationarity conditions also hold: We use $0 \in \partial f_{>}(\alpha_0)$ and $0 \in \partial f_{>}(\alpha)|_{\alpha=\frac{\alpha-p_0\alpha_0}{1-p_0}}$ to plug in the first condition, and it holds because $-p_0 + \mu_5 = 0$. The second condition holds because $(1 - p_0) - \mu_3 - \mu_4 = 0$.

Therefore, we have the tradeoff function f_{\min} from $f_{>}$ as follows

$$f_{\min}(\alpha) = \begin{cases} p_0 + (1 - p_0)f_{>}(0), & \text{if } \alpha = 0 \\ p_0(1 - \alpha) + (1 - p_0)f_{>}(\alpha), & \text{if } 0 < \alpha \leq \bar{\alpha} \\ p_0 - \alpha + 2(1 - p_0)\bar{\alpha}, & \text{if } \bar{\alpha} < \alpha \leq (1 - p_0)\bar{\alpha} + p_0(1 - \bar{\alpha}) \\ 1 - \alpha_0^*, & \text{if } (1 - p_0)\bar{\alpha} + p_0(1 - \bar{\alpha}) < \alpha < p_0 + (1 - p_0)f_{>}(0) \\ 0, & \text{if } \alpha \geq p_0 + (1 - p_0)f_{>}(0) \end{cases}$$

where $\bar{\alpha}$ satisfies $f_{>}(\bar{\alpha}) = \bar{\alpha}$ and α_0^* is the only solution of $p_0\alpha_0 + (1 - p_0)f_{>}(1 - \alpha_0) = \alpha$ with respect to α_0 .

Now we verify the f_{\min} above is the same as $C_{1-p_0}(f_{>})$. In Lemma B.7, we replace p and f with $1 - p_0$ and $f_{>}$ respectively:

- For $\alpha \in [0, \bar{\alpha}]$, we have $f_{\min}(\alpha) = (f_{>})_{1-p_0}(\alpha) = C_{1-p_0}(f_{>})(\alpha)$.
- For $\alpha \in [\bar{\alpha}, (f_{>})_{1-p_0}(\bar{\alpha})]$, we have $f_{\min}(\alpha) = p_0 - \alpha + 2(1 - p_0)\bar{\alpha} = \bar{\alpha} + ((1 - p_0)\bar{\alpha} + p_0(1 - \bar{\alpha})) - \alpha = \bar{\alpha} + (f_{>})_{1-p_0}(\bar{\alpha}) - \alpha = C_{1-p_0}(f_{>})(\alpha)$.
- For $\alpha \in [(f_{>})_{1-p_0}(\bar{\alpha}), p_0 + (1 - p_0)f_{>}(0)]$, since α_0^* satisfies $p_0\alpha_0 + (1 - p_0)f_{>}(1 - \alpha_0) = \alpha$, we let $t = 1 - \alpha_0^*$, and we have $(f_{>})_{1-p_0}(t) = (1 - p_0)f_{>}(t) + p_0(1 - t) = \alpha$. Since $f_{>}$ is non-increasing, we have that $(f_{>})_{1-p_0}(t)$ is strictly decreasing because $p_0 \in (0, 1)$. Therefore, $(f_{>})_{1-p_0}^{-1}(\alpha) = 1 - \alpha_0^* = f_{\min}(\alpha)$.

- For $\alpha \in [p_0 + (1-p_0)f_{>}(0), 1]$, we know that $\alpha \geq (f_{>})_{1-p_0}(0)$. Since $(f_{>})_{1-p_0}$ is strictly decreasing, we have $(f_{>})_{1-p_0}(t) \leq \alpha$ for any $t \in [0, 1]$. Therefore, $(f_{>})_{1-p_0}^{-1}(\alpha) = \inf\{t \in [0, 1] : (f_{>})_{1-p_0}(t) \leq \alpha\} = \inf\{t \in [0, 1]\} = 0$. We have $(f_{>})_{1-p_0}^{-1}(\alpha) = 0 = f_{\min}(\alpha)$.

□

B.2 Derive (ε, δ) -DP from f -DP for DP bootstrap

In this section, we show that our result can be transformed to (ε, δ) -DP which aligns with Theorem 10 in (Balle et al., 2018). We use $\delta_{\mathcal{M},i}(\varepsilon)$ to denote the group privacy guarantee of a mechanism \mathcal{M} with group size i , and restate the existing results below.

Theorem B.1 (Theorem 10 in (Balle et al., 2018)). *In the (ε, δ) -DP form, we use $\delta = \delta_{\mathcal{M},i}(\varepsilon)$ to denote the group privacy of \mathcal{M} with group size i . Given $\varepsilon \geq 0$ and $\varepsilon' = \log(1 + (1-p_0)(e^\varepsilon - 1))$, we have $\delta_{\mathcal{M} \circ \text{boot}}(\varepsilon') \leq \sum_{i=1}^n p_i \delta_{\mathcal{M},i}(\varepsilon)$ where $p_i = \binom{n}{i} (1/n)^i (1 - 1/n)^{n-i}$.*

Theorem 3.4. *Let f_i be a symmetric tradeoff function for $i = 1, 2, \dots, n$. For a mechanism \mathcal{M} satisfying group privacy f_i -DP with group size i , $\mathcal{M} \circ \text{boot}$ satisfies $f_{\mathcal{M} \circ \text{boot}}$ -DP where $f_{\mathcal{M} \circ \text{boot}} = C_{1-p_0}(\text{mix}(\{(\frac{p_i}{1-p_0}, f_i)\}_{i=1}^n))$.*

Proposition B.8. *The (ε, δ) -DP result in Theorem B.1 can be derived from the f -DP result in Theorem 3.4.*

Proof. We use the primal-dual transformation (see Proposition A.2) to obtain the (ε', δ') -DP result by our $f_{\mathcal{M} \circ \text{boot}}$ -DP result: $\delta'(\varepsilon') = 1 + f_{\mathcal{M} \circ \text{boot}}^*(-e^{\varepsilon'})$.

Since f is convex function when f is a tradeoff function, we have $\alpha y - f(\alpha) \leq \alpha_0 y - f(\alpha_0)$ for any α and (α_0, y) satisfying $y \in \partial f(\alpha_0)$. Therefore, we have $f^*(y) = \sup_{\alpha} \alpha y - f(\alpha) =$

$\alpha_0 y - f(\alpha_0)$ where $y \in \partial f(\alpha_0)$, and $1 - \delta(\varepsilon) = -f^*(-e^\varepsilon) = e^\varepsilon \alpha_\varepsilon + f(\alpha_\varepsilon)$ where $-e^\varepsilon \in \partial f(\alpha_\varepsilon)$.

We let $f_{>} = \text{mix}(\{(\frac{p_i}{1-p_0}, f_i)\}_{i=1}^n)$, and our bootstrap privacy guarantee is $f_{\mathcal{M} \circ \text{boot}} = C_{1-p_0}(f_{>})$. We let $\bar{\alpha}$ be the solution of $\alpha = f_{>}(\alpha)$. By Proposition B.6 and Lemma B.7, we have $-1 \in \partial f_{>}(\bar{\alpha})$ and $-1 \in \partial f_{\mathcal{M} \circ \text{boot}}(\bar{\alpha})$. Since $-e^{\varepsilon'} \leq -1$ for any $\varepsilon' \geq 0$, we can find $\alpha_{\varepsilon'} \leq \bar{\alpha}$ that $-e^{\varepsilon'} \in \partial f_{\mathcal{M} \circ \text{boot}}(\alpha_{\varepsilon'})$. By Lemma B.7, we also have $-e^{\varepsilon'} \in \partial((f_{>})_{1-p_0})(\alpha_{\varepsilon'})$ and $f_{\mathcal{M} \circ \text{boot}}(\alpha_{\varepsilon'}) = C_{1-p_0}(f_{>})(\alpha_{\varepsilon'}) = (f_{>})_{1-p_0}(\alpha_{\varepsilon'}) = (1-p_0)f_{>}(\alpha_{\varepsilon'}) + p_0(1-\alpha_{\varepsilon'})$, and

$$\begin{aligned} \delta'(\varepsilon') &= 1 + f_{\mathcal{M} \circ \text{boot}}^*(-e^{\varepsilon'}) = -e^{\varepsilon'} \alpha_{\varepsilon'} - f_{\mathcal{M} \circ \text{boot}}(\alpha_{\varepsilon'}) \\ &= -e^{\varepsilon'} \alpha_{\varepsilon'} - ((f_{>})_{1-p_0})(\alpha_{\varepsilon'}) = 1 + ((f_{>})_{1-p_0})^*(-e^{\varepsilon'}) \end{aligned}$$

From the Supplement to (Dong et al., 2022) (Page 42), we know the following two equations, $\varepsilon' = \log(1-p+pe^\varepsilon)$, $\delta' = p(1+f^*(-e^\varepsilon))$ can be re-parameterized into $\delta' = 1 + f_p^*(-e^{\varepsilon'})$ where $f_p = pf + (1-p)\text{Id}$. We can re-parameterize $\delta'(\varepsilon') = 1 + ((f_{>})_{1-p_0})^*(-e^{\varepsilon'})$ and $\varepsilon' = \log(p_0 + (1-p_0)e^\varepsilon)$ into $\delta'(\varepsilon') = (1-p_0)(1+f_{>}^*(-e^\varepsilon))$. Since $\varepsilon' = \log(p_0 + (1-p_0)e^\varepsilon)$ is also the relationship between ε' and ε in Theorem B.1, in order to prove Theorem B.1, we only need to show that $(1-p_0)(1+f_{>}^*(-e^\varepsilon)) = \sum_{i=1}^n p_i \delta_{\mathcal{M},i}(\varepsilon)$.

As we have $f_{>} = \text{mix}(\{(\frac{p_i}{1-p_0}, f_i)\}_{i=1}^n)$, from the construction of the mixture tradeoff function, we let $C = -e^\varepsilon$ and find $\{\alpha_i\}_{i=1}^n$ such that $C \in \partial f_i(\alpha_i)$, then we know that for $\alpha = \sum_{i=1}^n \frac{p_i}{1-p_0} \alpha_i$, we also have $C \in \partial f_{>}(\alpha)$: This is because for any $\alpha' = \sum_{i=1}^n \frac{p_i}{1-p_0} \alpha'_i$ and $f_{>}(\alpha') = \sum_{i=1}^n \frac{p_i}{1-p_0} f_i(\alpha'_i)$, we have $f_{>}(\alpha') \geq f_{>}(\alpha) + C(\alpha' - \alpha)$ by the fact that $C \in \partial f_i(\alpha_i)$. Therefore, we can find $\alpha_\varepsilon = \sum_{i=1}^n \frac{p_i}{1-p_0} \alpha_{\varepsilon,i}$ such that $-e^\varepsilon \in \partial f_{>}(\alpha_\varepsilon)$ and $-e^\varepsilon \in \partial f_i(\alpha_{\varepsilon,i})$ for $i = 1, 2, \dots, n$. Then we can prove $(1-p_0)(1+f_{>}^*(-e^\varepsilon)) = \sum_{i=1}^n p_i \delta_{\mathcal{M},i}(\varepsilon)$ using the

primal-dual transformation of $\delta_{\mathcal{M},i}(\varepsilon)$ and the fact that

$$(1 - p_0)(-e^\varepsilon \alpha_\varepsilon - f_{>}(\alpha_\varepsilon)) = \sum_{i=1}^n p_i(-e^\varepsilon \alpha_{\varepsilon,i} - f_i(\alpha_{\varepsilon,i}))$$

due to $\alpha_\varepsilon = \sum_{i=1}^n \frac{p_i}{1-p_0} \alpha_{\varepsilon,i}$ and $f_{>}(\alpha_\varepsilon) = \sum_{i=1}^n \frac{p_i}{1-p_0} f_i(\alpha_{\varepsilon,i})$.

□

B.3 Proofs for Section 3.2

We first restate the results in (Dong et al., 2022) for comparing the results of $f_{>}$ and $C_{1-p_0}(f_{>})$ which are used in our proof.

Theorem B.9 (Berry-Esseen CLT for composition of f -DP; Theorem 5 and 6 (Dong et al., 2022)). *Define*

$$\begin{aligned} \text{kl}(f) &:= - \int_0^1 \log |f'(x)| \, dx, & \kappa_2(f) &:= \int_0^1 \log^2 |f'(x)| \, dx \\ \kappa_3(f) &:= \int_0^1 |\log |f'(x)||^3 \, dx, & \bar{\kappa}_3(f) &:= \int_0^1 |\log |f'(x)| + \text{kl}(f)|^3 \, dx. \end{aligned}$$

Let f_1, \dots, f_n be symmetric tradeoff functions such that $\kappa_3(f_i) < \infty$ for all $1 \leq i \leq n$.

Denote $\mathbf{kl} := (\text{kl}(f_1), \dots, \text{kl}(f_n))$, $\boldsymbol{\kappa}_2 := (\kappa_2(f_1), \dots, \kappa_2(f_n))$, $\bar{\boldsymbol{\kappa}}_3 := (\bar{\kappa}_3(f_1), \dots, \bar{\kappa}_3(f_n))$,

$$\mu := \frac{2\|\mathbf{kl}\|_1}{\sqrt{\|\boldsymbol{\kappa}_2\|_1 - \|\mathbf{kl}\|_2^2}}, \quad \gamma := \frac{0.56\|\bar{\boldsymbol{\kappa}}_3\|_1}{(\|\boldsymbol{\kappa}_2\|_1 - \|\mathbf{kl}\|_2^2)^{3/2}}$$

and assume $\gamma < \frac{1}{2}$. Then, for all $\alpha \in [\gamma, 1 - \gamma]$, we have

$$G_\mu(\alpha + \gamma) - \gamma \leq f_1 \otimes f_2 \otimes \dots \otimes f_n(\alpha) \leq G_\mu(\alpha - \gamma) + \gamma. \quad (10)$$

Let $\{f_{ni} : 1 \leq i \leq n\}_{n=1}^{\infty}$ be a triangular array of symmetric tradeoff functions and assume for some constants $K \geq 0$ and $s > 0$ that $\lim_{n \rightarrow \infty} \sum_{i=1}^n \text{kl}(f_{ni}) = K$, $\lim_{n \rightarrow \infty} \max_{1 \leq i \leq n} \text{kl}(f_{ni}) = 0$, $\lim_{n \rightarrow \infty} \sum_{i=1}^n \kappa_2(f_{ni}) = s^2$, $\lim_{n \rightarrow \infty} \sum_{i=1}^n \kappa_3(f_{ni}) = 0$. Then, uniformly for all $\alpha \in [0, 1]$, we have

$$\lim_{n \rightarrow \infty} f_{n1} \otimes f_{n2} \otimes \cdots \otimes f_{nn}(\alpha) = G_{2K/s}(\alpha).$$

Lemma B.10 (Lemma F.2 and F.3 in the Supplement to (Dong et al., 2022)). Suppose f is a symmetric tradeoff function with $f(0) = 1$ and x^* is its unique fixed point. Then

$$\begin{aligned} \text{kl}(f) &= \int_0^{x^*} (|f'(x)| - 1) \log |f'(x)| \, dx \\ \kappa_2(f) &= \int_0^{x^*} (|f'(x)| + 1) (\log |f'(x)|)^2 \, dx \\ \bar{\kappa}_3(f) &= \int_0^{x^*} \left(|\log |f'(x)| + \text{kl}(f)|^3 + |f'(x)| \cdot |\log |f'(x)| - \text{kl}(f)|^3 \right) \, dx \\ \kappa_3(f) &= \int_0^{x^*} (|f'(x)| + 1) (\log |f'(x)|)^3 \, dx. \end{aligned}$$

Let $g(x) = -f'(x) - 1 = |f'(x)| - 1$. Then

$$\begin{aligned} \text{kl}(C_p(f)) &= p \int_0^{x^*} g(x) \log(1 + pg(x)) \, dx \\ \kappa_2(C_p(f)) &= \int_0^{x^*} (2 + pg(x)) [\log(1 + pg(x))]^2 \, dx \\ \kappa_3(C_p(f)) &= \int_0^{x^*} (2 + pg(x)) [\log(1 + pg(x))]^3 \, dx. \end{aligned}$$

For bootstrap Gaussian mechanism, we can apply our Theorem 3.4 as follows.

Corollary B.11. Let $\mathcal{M} : \mathcal{X}^n \rightarrow \mathcal{O}$ be a mechanism satisfying μ -GDP. Then $\mathcal{M} \circ \text{boot}$ satisfies f_{boot} -DP where $f_{\text{boot}} = C_{1-p_0}(f_{>})$, $f_{>} = \text{mix}(\{\frac{p_i}{1-p_0}, f_i\}_{i=1}^n)$, $p_i = \binom{n}{i} (1/n)^i (1 - 1/n)^{n-i}$, $f_i = G_{i\mu}$.

Now we provide the exact representation of $f_{>}$ in Corollary B.11.

Lemma B.12. *Let $f_{>} = \text{mix}(\{\frac{p_i}{1-p_0}, f_i\}_{i=1}^n)$ where $p_i = \binom{n}{i}(1/n)^i(1-1/n)^{n-i}$, $f_i = G_{i\mu}$. Then $f_{>}$ is the tradeoff function between two Gaussian mixtures, $\sum_{i=1}^n \frac{p_i}{1-p_0} \mathcal{N}\left(-\frac{i^2\mu^2}{2}, i^2\mu^2\right)$ vs $\sum_{i=1}^n \frac{p_i}{1-p_0} \mathcal{N}\left(\frac{i^2\mu^2}{2}, i^2\mu^2\right)$.*

Proof of Theorem B.12. First, we know that $f_i(\alpha) = G_{i\mu}(\alpha) = \Phi(\Phi^{-1}(1-\alpha) - i\mu)$ where Φ is the cumulative distribution function of the standard normal distribution. We first obtain the subdifferential of f_i : $\frac{df_i(\alpha_i)}{\alpha_i} = -\exp(-i^2\mu^2/2 + i\mu\Phi^{-1}(1-\alpha_i))$. We let the type I error and type II error in f_i be α_i and β_i , and we have $f_i(\alpha_i) = \beta_i$. We let $\frac{df_i(\alpha_i)}{\alpha_i} = C$. Then we have

$$\alpha_i = 1 - \Phi(\log(-C)/(i\mu) + i\mu/2)$$

$$\beta_i = \Phi(\log(-C)/(i\mu) - i\mu/2).$$

This setting of (α_i, β_i) can also be achieved by using the rejection rule $\phi(x) = I_{x \geq \log(-C)}$ for the hypothesis testing between $H_0 : x \sim \mathcal{N}\left(-\frac{i^2\mu^2}{2}, i^2\mu^2\right)$ and $H_1 : x \sim \mathcal{N}\left(\frac{i^2\mu^2}{2}, i^2\mu^2\right)$.

For $f_{>} = \text{mix}(\{\frac{p_i}{1-p_0}, f_i\}_{i=1}^n)$, we let $f_{>}(\alpha) = \beta$ where $\alpha = \sum_{i=1}^n \frac{p_i}{1-p_0} \alpha_i$, $\beta = \sum_{i=1}^n \frac{p_i}{1-p_0} \beta_i$, $\beta_i = f_i(\alpha_i)$, and $\frac{df_i(\alpha_i)}{\alpha_i} = C$. Then α and β as type I error and type II error can be achieved by using the rejection rule $\phi(x) = I_{\{x \geq \log(-C)\}}$ for the hypothesis testing between $H_0 : x \sim \sum_{i=1}^n \frac{p_i}{1-p_0} \mathcal{N}\left(-\frac{i^2\mu^2}{2}, i^2\mu^2\right)$ and $H_1 : x \sim \sum_{i=1}^n \frac{p_i}{1-p_0} \mathcal{N}\left(\frac{i^2\mu^2}{2}, i^2\mu^2\right)$.

We let $h_1(x) = \sum_{i=1}^n \frac{p_i}{1-p_0} \frac{1}{i\mu_B} \phi\left(\frac{x}{i\mu_B} + \frac{i\mu_B}{2}\right)$ and $h_2(x) = \sum_{i=1}^n \frac{p_i}{1-p_0} \frac{1}{i\mu_B} \phi\left(\frac{x}{i\mu_B} - \frac{i\mu_B}{2}\right)$ be the density functions of $\sum_{i=1}^n \frac{p_i}{1-p_0} \mathcal{N}\left(-\frac{i^2\mu^2}{2}, i^2\mu^2\right)$ and $\sum_{i=1}^n \frac{p_i}{1-p_0} \mathcal{N}\left(\frac{i^2\mu^2}{2}, i^2\mu^2\right)$ respectively. We have $\log\left(\frac{h_1(x)}{h_2(x)}\right) = \log(e^x) = x$. Therefore, by the Neyman-Pearson Lemma, the most powerful rejection rule for the test between H_0 and H_1 is $\phi^*(x) = I_{\{x \geq \lambda\}}$ where λ is a constant. This aligns with our previous rejection rule $\phi(x) = I_{\{x \geq \log(-C)\}}$.

Therefore, $f_{>}$ is exactly the tradeoff function between $\sum_{i=1}^n \frac{p_i}{1-p_0} \mathcal{N}\left(-\frac{i^2 \mu^2}{2}, i^2 \mu^2\right)$ and $\sum_{i=1}^n \frac{p_i}{1-p_0} \mathcal{N}\left(\frac{i^2 \mu^2}{2}, i^2 \mu^2\right)$. \square

Theorem 3.7. *Let $\mu \in (0, \infty)$ be a given constant, and $\{\mu_B\}_{B=1}^\infty$ be a sequence such that $\mu_B \in (0, \infty)$ and $\lim_{B \rightarrow \infty} \mu_B \sqrt{(2 - 2/e)B} \rightarrow \mu$. Let $\{f_{Bi} : 1 \leq i \leq B\}_{B=1}^\infty$ be a triangular array of symmetric tradeoff functions where each f_{Bi} corresponds to μ_B -GDP, i.e., $f_{Bi} = G_{\mu_B}$. Call $f_{Bi, \text{boot}}$ as the lower bound from Theorem 3.4, for f_{Bi} . Then*

$$\lim_{B \rightarrow \infty} f_{B1, \text{boot}} \otimes f_{B2, \text{boot}} \otimes \cdots \otimes f_{BB, \text{boot}} \geq G_\mu.$$

Proof of Theorem 3.7. Let n be the sample size for the bootstrap resampling. From the result of Corollary B.11 and Lemma B.12, the tradeoff function is $f_{Bi, \text{boot}} = C_{1-p_0}(f_{>})$ where $p_0 = (1 - 1/n)^n$ and $f_{>}$ is the tradeoff function between two Gaussian mixtures, $\sum_{i=1}^n \frac{p_i}{1-p_0} \mathcal{N}(\mu = -\frac{i^2 \mu_B^2}{2}, i^2 \mu_B^2)$ vs $\sum_{i=1}^n \frac{p_i}{1-p_0} \mathcal{N}(\mu = \frac{i^2 \mu_B^2}{2}, i^2 \mu_B^2)$ where $p_i = \binom{n}{i} (1/n)^i (1 - 1/n)^{n-i}$. We let $h_1(x) = \sum_{i=1}^n \frac{p_i}{1-p_0} \frac{1}{i \mu_B} \phi\left(\frac{x}{i \mu_B} + \frac{i \mu_B}{2}\right)$ and $h_2(x) = \sum_{i=1}^n \frac{p_i}{1-p_0} \frac{1}{i \mu_B} \phi\left(\frac{x}{i \mu_B} - \frac{i \mu_B}{2}\right)$. From the proof of Lemma B.12, we can parameterize the tradeoff function $f_{>}(\alpha_C) = \beta_C$ using $C \in (-\infty, \infty)$ with $\alpha_C = \int_C^\infty h_1(x) dx$ and $\beta_C = \int_{-\infty}^C h_2(x) dx$. We have $\frac{d\alpha_C}{dC} = -h_1(C)$, $\frac{d\beta_C}{dC} = h_2(C)$, $\frac{h_1(C)}{h_2(C)} = e^{-C}$, $\frac{h_1(0)}{h_2(0)} = 1$, $\alpha_{-\infty} = \beta_\infty = 1$, $\alpha_\infty = \beta_{-\infty} = 0$, $\alpha_0 = \beta_0$, and $f'(\alpha_C) = \frac{d\beta_C/dC}{d\alpha_C/dC} = -e^C$. we can transform the result in Lemma B.10 to

$$\begin{aligned} \text{kl}(f_{>}) &= \int_{\alpha_\infty}^{\alpha_0} (e^C - 1) C d\alpha_C = \int_0^\infty (e^C - 1) C h_1(C) dC, \\ \kappa_2(f_{>}) &= \int_{\alpha_\infty}^{\alpha_0} (e^C + 1) C^2 d\alpha_C = \int_0^\infty (e^C + 1) C^2 h_1(C) dC, \\ \bar{\kappa}_3(f_{>}) &= \int_{\alpha_\infty}^{\alpha_0} \left(|C + \text{kl}(f)|^3 + e^C \cdot |C - \text{kl}(f)|^3 \right) d\alpha_C \\ &= \int_0^\infty \left(|C + \text{kl}(f)|^3 + e^C \cdot |C - \text{kl}(f)|^3 \right) dC, \\ \kappa_3(f_{>}) &= \int_{\alpha_\infty}^{\alpha_0} (e^C + 1) C^3 d\alpha_C = \int_0^\infty (e^C + 1) C^3 h_1(C) dC. \end{aligned}$$

and

$$\begin{aligned}\text{kl}(C_{1-p_0}(f_{>})) &= (1-p_0) \int_0^\infty (e^C - 1) \log(1 + (1-p_0)(e^C - 1)) h_1(C) \, dC, \\ \kappa_2(C_{1-p_0}(f_{>})) &= \int_0^\infty (2 + (1-p_0)(e^C - 1)) [\log(1 + (1-p_0)(e^C - 1))]^2 h_1(C) \, dC, \\ \kappa_3(C_{1-p_0}(f_{>})) &= \int_0^\infty (2 + (1-p_0)(e^C - 1)) [\log(1 + (1-p_0)(e^C - 1))]^3 h_1(C) \, dC.\end{aligned}$$

Now we consider $\mu_B \rightarrow 0$. Since $h_1(x) = \sum_{i=1}^n \frac{p_i}{1-p_0} \frac{1}{i\mu_B} \phi\left(\frac{x}{i\mu_B} + \frac{i\mu_B}{2}\right)$,

$$\begin{aligned}\text{kl}(f_{>}) &= \sum_{i=1}^n \frac{p_i}{1-p_0} \int_0^\infty (e^x - 1) \frac{x}{i\mu_B} \phi\left(\frac{x}{i\mu_B} + \frac{i\mu_B}{2}\right) \, dx \\ &= \sum_{i=1}^n \frac{p_i}{1-p_0} \int_0^\infty (e^x - 1) \frac{x}{i\mu_B} \frac{1}{\sqrt{2\pi}} e^{-\frac{(\frac{x}{i\mu_B} + \frac{i\mu_B}{2})^2}{2}} \, dx \\ &= \sum_{i=1}^n \frac{p_i}{1-p_0} \int_0^\infty (e^{i\mu_B y} - 1) (i\mu_B y) \frac{1}{\sqrt{2\pi}} e^{-\frac{(y + \frac{i\mu_B}{2})^2}{2}} \, dy \quad (\text{let } y = \frac{x}{i\mu_B}).\end{aligned}$$

Similarly, we have

$$\text{kl}(C_{1-p_0}(f_{>})) = (1-p_0) \sum_{i=1}^n \frac{p_i}{1-p_0} \int_0^\infty (e^{i\mu_B y} - 1) \log(1 + (1-p_0)(e^{i\mu_B y} - 1)) \frac{1}{\sqrt{2\pi}} e^{-\frac{(y + \frac{i\mu_B}{2})^2}{2}} \, dy.$$

Now we have $\lim_{\mu_B \rightarrow 0} \frac{\text{kl}(C_{1-p_0}(f_{>}))}{\text{kl}(f_{>})} = (1-p_0)^2$ from the two following facts

$$\begin{aligned}\lim_{\mu_B \rightarrow 0} \frac{\int_0^\infty e^{i\mu_B y} \log(1 + (1-p_0)(e^{i\mu_B y} - 1)) \frac{1}{\sqrt{2\pi}} e^{-\frac{(y + \frac{i\mu_B}{2})^2}{2}} \, dy}{\int_0^\infty e^{i\mu_B y} (i\mu_B y) \frac{1}{\sqrt{2\pi}} e^{-\frac{(y + \frac{i\mu_B}{2})^2}{2}} \, dy} &= 1-p_0, \\ \lim_{\mu_B \rightarrow 0} \frac{\int_0^\infty \log(1 + (1-p_0)(e^{i\mu_B y} - 1)) \frac{1}{\sqrt{2\pi}} e^{-\frac{(y + \frac{i\mu_B}{2})^2}{2}} \, dy}{\int_0^\infty (i\mu_B y) \frac{1}{\sqrt{2\pi}} e^{-\frac{(y + \frac{i\mu_B}{2})^2}{2}} \, dy} &= 1-p_0\end{aligned}$$

which are obtained using L'Hospital's rule and the Leibniz integral rule (i.e., the interchange of the integral and partial differential operators).

Similarly, we have $\lim_{\mu_B \rightarrow 0} \frac{\kappa_2(C_{1-p_0}(f_{>}))}{\kappa_2(f_{>})} = (1-p_0)^2$ and $\lim_{\mu_B \rightarrow 0} \frac{\kappa_3(C_{1-p_0}(f_{>}))}{\kappa_3(f_{>})} = (1-p_0)^3$.

We re-parameterize the definition of $\text{kl}(f_{>})$ in Theorem B.9 with C and calculate it using $h_1(x) = \sum_{i=1}^n \frac{p_i}{1-p_0} \frac{1}{i\mu_B} \phi\left(\frac{x}{i\mu_B} + \frac{i\mu_B}{2}\right)$:

$$\begin{aligned} \text{kl}(f_{>}) &= - \int_{\alpha_{\infty}}^{\alpha_{-\infty}} C \, d\alpha_C = \int_{-\infty}^{\infty} C h_1(C) \, dC = \sum_{i=1}^n \frac{p_i}{1-p_0} \int_{-\infty}^{\infty} \frac{-x}{i\mu_B} \phi\left(\frac{x}{i\mu_B} + \frac{i\mu_B}{2}\right) \, dx \\ &= \sum_{i=1}^n \frac{p_i}{1-p_0} \int_{-\infty}^{\infty} (-i\mu_B y) \phi\left(y + \frac{i\mu_B}{2}\right) \, dy = \sum_{i=1}^n \frac{p_i}{1-p_0} \frac{i^2 \mu_B^2}{2} = \frac{(2-1/n)\mu_B^2}{2(1-(1-1/n)^n)}. \end{aligned}$$

Similarly, for any $n = 1, 2, \dots$, and $\mu_B \rightarrow 0$, we have

$$\begin{aligned} \kappa_2(f_{>}) &= \sum_{i=1}^n \frac{p_i}{1-p_0} \int_{-\infty}^{\infty} \frac{x^2}{i\mu_B} \phi\left(\frac{x}{i\mu_B} + \frac{i\mu_B}{2}\right) \, dx = \sum_{i=1}^n \frac{p_i}{1-p_0} \left(\frac{i^4 \mu_B^4}{4} + i^2 \mu_B^2 \right) \\ &= \frac{(2-1/n)\mu_B^2}{1-(1-1/n)^n} + \Theta(\mu_B^4), \\ \kappa_3(f_{>}) &= \sum_{i=1}^n \frac{p_i}{1-p_0} \int_{-\infty}^{\infty} \frac{|x|^3}{i\mu_B} \phi\left(\frac{x}{i\mu_B} + \frac{i\mu_B}{2}\right) \, dx = \sum_{i=1}^n \frac{p_i}{1-p_0} (i\mu_B)^3 \int_{-\infty}^{\infty} \left| z - \frac{i\mu_B}{2} \right|^3 \phi(z) \, dz \\ &\leq \sum_{i=1}^n \frac{p_i}{1-p_0} (i\mu_B)^3 \int_{-\infty}^{\infty} \left(|z|^3 + 3 \frac{i\mu_B}{2} |z|^2 + 3 \left(\frac{i\mu_B}{2} \right) |z| + \left(\frac{i\mu_B}{2} \right)^3 \right) \phi(z) \, dz \\ &\in \Theta(\mu_B^3). \end{aligned}$$

By Theorem B.9, we have $\lim_{B \rightarrow \infty} f_{\text{boot}}^{\otimes B} = G_{2K/s}$ if

$$\begin{aligned} \lim_{B \rightarrow \infty} \sum_{i=1}^B \text{kl}(f_{Bi, \text{boot}}) &= K, & \lim_{B \rightarrow \infty} \max_{1 \leq i \leq B} \text{kl}(f_{Bi, \text{boot}}) &= 0, \\ \lim_{B \rightarrow \infty} \sum_{i=1}^B \kappa_2(f_{Bi, \text{boot}}) &= s^2, & \lim_{B \rightarrow \infty} \sum_{i=1}^B \kappa_3(f_{Bi, \text{boot}}) &= 0. \end{aligned}$$

Since we assume that $\sqrt{B}\mu_B \rightarrow \mu'$, we have $\mu_B \in \Theta(B^{-\frac{1}{2}})$ and

$$\begin{aligned} \lim_{B \rightarrow \infty} \sum_{i=1}^B \text{kl}(f_{Bi, \text{boot}}) &= \lim_{B \rightarrow \infty} B(1-p_0)^2 \frac{(2-1/n)\mu_B^2}{2(1-(1-1/n)^n)} = (1-p_0)^2 \frac{(2-1/n)(\mu')^2}{2(1-(1-1/n)^n)}, \\ \lim_{B \rightarrow \infty} \max_{1 \leq i \leq B} \text{kl}(f_{Bi, \text{boot}}) &= \lim_{B \rightarrow \infty} (1-p_0)^2 \frac{(2-1/n)\mu_B^2}{2(1-(1-1/n)^n)} = 0, \\ \lim_{B \rightarrow \infty} \sum_{i=1}^B \kappa_2(f_{Bi, \text{boot}}) &= \lim_{B \rightarrow \infty} B(1-p_0)^2 \left(\frac{(2-1/n)\mu_B^2}{1-(1-1/n)^n} + \Theta(\mu_B^4) \right) = (1-p_0)^2 \frac{(2-1/n)(\mu')^2}{1-(1-1/n)^n}, \\ \lim_{B \rightarrow \infty} \sum_{i=1}^B \kappa_3(f_{Bi, \text{boot}}) &= \lim_{B \rightarrow \infty} B(1-p_0)^3 \Theta(\mu_B^3) = 0. \end{aligned}$$

Therefore,

$$\frac{2K}{s} = \frac{2(1-p_0)^2 \frac{(2-1/n)(\mu')^2}{2(1-(1-1/n)^n)}}{\sqrt{(1-p_0)^2 \frac{(2-1/n)(\mu')^2}{1-(1-1/n)^n}}} = \sqrt{\left(2 - \frac{1}{n}\right) \left(1 - \left(1 - \frac{1}{n}\right)^n\right)} \mu' < \sqrt{2-2/e} \mu'.$$

Note that this bound holds for any $n \in \{1, 2, 3, \dots\}$ since the function is monotonically increasing with respect to n and $\lim_{n \rightarrow \infty} \sqrt{\left(2 - \frac{1}{n}\right) \left(1 - \left(1 - \frac{1}{n}\right)^n\right)} = \sqrt{2-2/e} = 1.12438\dots$ \square

C Privacy analysis on bootstrap Gaussian mechanisms

In this section, we first give an analysis of our lower bound on bootstrap Gaussian mechanisms; then we give the details to show why the privacy analysis by Brawner and Honaker (2018) is incorrect, finally, we give the details to show why the PLDs by Koskela et al. (2020) is incorrect.

C.1 Our lower bound

In this section, we restate our lower bound on bootstrap Gaussian mechanisms and also explain how the other curves in Figure 3 were derived.

Corollary B.11. *Let $\mathcal{M} : \mathcal{X}^n \rightarrow \mathcal{O}$ be a mechanism satisfying μ -GDP. Then $\mathcal{M} \circ \text{boot}$ satisfies f_{boot} -DP where $f_{\text{boot}} = C_{1-p_0}(f_{>})$, $f_{>} = \text{mix}(\{\frac{p_i}{1-p_0}, f_i\}_{i=1}^n)$, $p_i = \binom{n}{i}(1/n)^i(1 - 1/n)^{n-i}$, $f_i = G_{i\mu}$.*

Lemma B.12. *Let $f_{>} = \text{mix}(\{\frac{p_i}{1-p_0}, f_i\}_{i=1}^n)$ where $p_i = \binom{n}{i}(1/n)^i(1 - 1/n)^{n-i}$, $f_i = G_{i\mu}$. Then $f_{>}$ is the tradeoff function between two Gaussian mixtures, $\sum_{i=1}^n \frac{p_i}{1-p_0} \mathcal{N}\left(-\frac{i^2\mu^2}{2}, i^2\mu^2\right)$ vs $\sum_{i=1}^n \frac{p_i}{1-p_0} \mathcal{N}\left(\frac{i^2\mu^2}{2}, i^2\mu^2\right)$.*

Based on this, we can calculate our lower bound $C_{1-p_0}(f_{>})$ which is the final result of Theorem 3.4 in the case of the Gaussian mechanism, and we visualize our result in Figure 3. From the proof of Lemma B.12, our lower bound is easy to evaluate as the tradeoff function curve $\beta = f_{>}(\alpha)$ is parameterized by $C \in (-\infty, 0)$ where

$$\begin{aligned} \alpha &= \sum_{i=1}^n \frac{p_i}{1-p_0} \alpha_i, \quad \alpha_i = 1 - \Phi(\log(-C)/(i\mu) + i\mu/2), \\ \beta &= \sum_{i=1}^n \frac{p_i}{1-p_0} \beta_i, \quad \beta_i = \Phi(\log(-C)/(i\mu) - i\mu/2), \end{aligned}$$

and we can use Lemma B.7 to transform the curve of $f_{>}$ to $C_{1-p_0}(f_{>})$.

In Figure 3, we also visualize the tradeoff functions for specific neighboring datasets. We let $D = (x_1, x_2, \dots, x_n)$, and $\mathcal{M}_G(D) = \frac{1}{n} \sum_{i=1}^n x_i + \xi$ where $\xi \sim \mathcal{N}(0, 1/(n\mu)^2)$. We study the tradeoff function between $\mathcal{M}_G \circ \text{boot}(D_1)$ and $\mathcal{M}_G \circ \text{boot}(D_2)$ where

$$D_1 = (a, 0, 0, \dots, 0), \quad D_2 = (a-1, 0, 0, \dots, 0), \quad |D_1| = |D_2| = n.$$

Note that the tradeoff function between $\mathcal{M}_G(D_1)$ and $\mathcal{M}_G(D_2)$ is G_μ . By the number of occurrences of a and $1 - a$, we have

$$\mathcal{M}_G \circ \text{boot}(D_1) \sim \sum_{i=0}^n p_i \mathcal{N}\left(\frac{ia}{n}, \frac{1}{(n\mu)^2}\right), \quad \mathcal{M}_G \circ \text{boot}(D_2) \sim \sum_{i=0}^n p_i \mathcal{N}\left(\frac{i(a-1)}{n}, \frac{1}{(n\mu)^2}\right),$$

where we are referring to the distribution of the output of \mathcal{M}_G applied to one bootstrap sample which includes the randomness of \mathcal{M}_G as well as the randomness of boot . Since the tradeoff function is a lower bound for the curve between type I error and type II error from any rejection rule, we consider the hypothesis tests $H_0 : D = D_1$, $H_a : D = D_2$ and the rejection rule $\{\mathcal{M}_G \circ \text{boot}(D) < C\}$ (which need not be the optimal rejection rule). The type I and type II errors are $\alpha = \sum_{i=0}^n \Phi(Cn\mu - ia\mu)$ and $\beta = \sum_{i=0}^n \Phi(i(a-1)\mu - Cn\mu)$. In Figure 3, we show the curves of (α, β) for $\mu = 1$, $n = 1000$, $a \in 0, 0.2, 0.4, 0.6, 0.8, 1$. We can see that the curve for $a = 0$ is not lower bounded by 1-GDP which shows that the bootstrap cannot be used for free with the same f -DP guarantee.

C.2 Counterexample of the privacy analysis by Brawner and Honaker (2018)

In this section, we show an example disproving the statement ‘bootstrap for free’ by Brawner and Honaker (2018). Their result is under zCDP, a variant of differential privacy, based on Rényi divergences:

Definition C.1 (Zero-Concentrated Differential Privacy (zCDP); Definition 1.1 (Bun and Steinke, 2016)). A randomised mechanism \mathcal{M} is ρ -zCDP if for all neighboring datasets D_1 and D_2 and all $\alpha \in (1, \infty)$, $D_\alpha(\mathcal{M}(D_1) || \mathcal{M}(D_2)) \leq \rho\alpha$ where $D_\alpha(P || Q)$ is the α -Rényi divergence, $D_\alpha(P || Q) = \frac{1}{\alpha-1} \log \left[\mathbb{E}_{x \sim Q} \left(\frac{dP}{dQ}(x) \right)^\alpha \right]$, and $\frac{dP}{dQ}$ is the Radon-Nikodym

derivative of P with respect to Q .

We consider $\mathcal{X} = [0, 1]$. For any dataset D containing two individuals from \mathcal{X} , i.e., $D \in \mathcal{X}^2$, $D = (x_1, x_2)$, we define the Gaussian mechanism on the sample sum: $\mathcal{M}(D) := x_1 + x_2 + \xi$ where $\xi \sim \mathcal{N}(0, 1)$. From the results in (Bun and Steinke, 2016), we know that \mathcal{M} satisfies $\frac{1}{2}$ -zCDP, i.e., $\rho = \frac{1}{2}$. Now we show that $\mathcal{M} \circ \text{boot}$ does not satisfy $\frac{1}{2}$ -zCDP.

To find a counterexample, we consider the neighboring datasets $D_1 = (1, 0)$, $D_2 = (0, 0)$. Under this case, we have $\mathcal{M} \circ \text{boot}(D_1) \sim \frac{1}{4}\mathcal{N}(0, 1) + \frac{1}{2}\mathcal{N}(1, 1) + \frac{1}{4}\mathcal{N}(2, 1)$ and $\mathcal{M} \circ \text{boot}(D_2) \sim \mathcal{N}(0, 1)$. We check the α -Rényi divergence when $\alpha = 2$:

$$D_2 \left(\frac{1}{4}\mathcal{N}(0, 1) + \frac{1}{2}\mathcal{N}(1, 1) + \frac{1}{4}\mathcal{N}(2, 1) \parallel \mathcal{N}(0, 1) \right) = \log \left(\frac{1 + 4e + e^4 + 4 + 2 + 4e^2}{16} \right) \\ \approx 1.85265 \dots > \rho\alpha = 1.$$

Therefore, there exists a mechanism \mathcal{M} satisfying $\frac{1}{2}$ -zCDP such that $\mathcal{M} \circ \text{boot}$ does not satisfy $\frac{1}{2}$ -zCDP which disproves the result in (Brawner and Honaker, 2018).

C.3 Counterexample of the privacy analysis by (Koskela et al., 2020)

In this section, we show that the privacy loss distribution (PLD) of the bootstrap Gaussian mechanism cannot be the one shown in Koskela et al. (2020).

The privacy loss function is defined as below.

Definition C.2 (Definition 3 (Koskela et al., 2020)). Let $\mathcal{M} : \mathcal{X}^N \rightarrow \mathbb{R}$ be a randomised mechanism and let $X \simeq Y$. Let $f_X(t)$ denote the density function of $\mathcal{M}(X)$ and $f_Y(t)$ the density function of $\mathcal{M}(Y)$. Assume $f_X(t) > 0$ and $f_Y(t) > 0$ for all $t \in \mathbb{R}$. We define the

privacy loss function of f_X over f_Y as

$$\mathcal{L}_{X/Y}(t) = \log \frac{f_X(t)}{f_Y(t)}.$$

The privacy loss distribution is defined as below.

Definition C.3 (Definition 4 in (Koskela et al., 2020)). Using the notation of Def. C.2, suppose that $\mathcal{L}_{X/Y} : \mathbb{R} \rightarrow D$, $D \subset \mathbb{R}$ is a continuously differentiable bijective function. The privacy loss distribution (PLD) of $\mathcal{M}(X)$ over $\mathcal{M}(Y)$ is defined to be a random variable which has the density function

$$\omega_{X/Y}(s) = \begin{cases} f_X(\mathcal{L}_{X/Y}^{-1}(s)) \frac{d\mathcal{L}_{X/Y}^{-1}(s)}{ds}, & s \in \mathcal{L}_{X/Y}(\mathbb{R}), \\ 0, & \text{else.} \end{cases}$$

Although Koskela et al. (2020) did not mention in this definition of the privacy loss distribution, their density function requires $\mathcal{L}_{X/Y}(s)$ to be a monotonically increasing function with respect to s . When $\mathcal{L}_{X/Y}(s)$ monotonically decreases, we need to replace $\frac{d\mathcal{L}_{X/Y}^{-1}(s)}{ds}$ by $\left| \frac{d\mathcal{L}_{X/Y}^{-1}(s)}{ds} \right|$. Then they state the following result on privacy profile.

Lemma C.4 (Lemma 5 (Koskela et al., 2020)). *Assume $(\varepsilon, \infty) \subset \mathcal{L}_{X/Y}(\mathbb{R})$. \mathcal{M} is tightly (ε, δ) -DP for*

$$\delta(\varepsilon) = \max_{X \simeq Y} \{\delta_{X/Y}(\varepsilon)\},$$

where

$$\delta_{X/Y}(\varepsilon) = \int_{\varepsilon}^{\infty} (1 - e^{\varepsilon-s}) \omega_{X/Y}(s) ds.$$

Their result on subsampling with replacement is as below.

Proposition C.5 (Section 6.3 in (Koskela et al., 2020)). *Consider the sampling with replacement and the \simeq -neighbouring relation. The number of contributions of each member of the dataset is not limited. The size of the new sample is m . Then ℓ , the number of times the differing sample x' is in the batch, is binomially distributed, i.e., $\ell \sim \text{Binomial}(1/n, m)$, where n is the size of the original sample. Then the subsampled Gaussian mechanism, $\mathcal{M}(D) = \sum_{x \in B} f(x) + \mathcal{N}(0, \sigma^2 I_d)$ where B is a uniformly randomly drawn subset (with replacement) of $D = \{x_1, \dots, x_n\}$ and $\|f(x)\|_2 \leq 1$ for all $x \in X$, satisfies $(\varepsilon, \delta(\varepsilon))$ -DP where $\delta(\varepsilon) = \delta_{Y/X}(\varepsilon) = \delta_{X/Y}(\varepsilon)$ which is derived from*

$$\begin{aligned} f_X(t) &= \frac{1}{\sqrt{2\pi\sigma^2}} \sum_{\ell=0}^m \left(\frac{1}{n}\right)^\ell \left(1 - \frac{1}{n}\right)^{m-\ell} \binom{m}{\ell} e^{\frac{-(t-\ell)^2}{2\sigma^2}}, \\ f_Y(t) &= \frac{1}{\sqrt{2\pi\sigma^2}} \sum_{\ell=0}^m \left(\frac{1}{n}\right)^\ell \left(1 - \frac{1}{n}\right)^{m-\ell} \binom{m}{\ell} e^{\frac{-(t+\ell)^2}{2\sigma^2}}. \end{aligned} \tag{11}$$

After restating the results by Koskela et al. (2020), we prove that the privacy profile $\delta(\varepsilon)$ from the above theorem is not a valid privacy guarantee for some neighboring datasets.

Consider the Gaussian mechanism \mathcal{M} on $f(D) = x_1 + x_2$ as $\mathcal{M}(D) = f(D) + \xi$ where $\xi \sim \mathcal{N}(0, 1)$, $D = (x_1, x_2)$, $x_1, x_2 \in \mathcal{X} := [-1, 1]$. We consider two neighboring datasets, $D_1 = (1, 1)$ and $D_2 = (-1, 1)$, and bootstrap, i.e., sampling with replacement when sample size remaining the same. We have the two output distributions as $\mathcal{M}(\text{boot}(D_1)) \sim \mathcal{N}(2, 1)$ and $\mathcal{M}(\text{boot}(D_2)) \sim \frac{1}{4}\mathcal{N}(-2, 1) + \frac{1}{2}\mathcal{N}(0, 1) + \frac{1}{4}\mathcal{N}(2, 1)$ with their PDFs being

$$\begin{aligned} f_{D_1,1}(t) &= \frac{1}{\sqrt{2\pi}} \left(e^{\frac{-(t-2)^2}{2}} \right), \\ f_{D_2,1}(t) &= \frac{1}{\sqrt{2\pi}} \left(\frac{1}{4} e^{\frac{-(t-2)^2}{2}} + \frac{1}{2} e^{\frac{-t^2}{2}} + \frac{1}{4} e^{\frac{-(t+2)^2}{2}} \right). \end{aligned} \tag{12}$$

However, Proposition C.5 gives the privacy loss distribution from the following (which

can also be derived from $D'_1 = (1, 0)$ and $D'_2 = (-1, 0)$:

$$\begin{aligned} f_{D_{1,2}}(t) &= \frac{1}{\sqrt{2\pi}} \left(\frac{1}{4} e^{-\frac{t^2}{2}} + \frac{1}{2} e^{-\frac{(t-1)^2}{2}} + \frac{1}{4} e^{-\frac{(t-2)^2}{2}} \right), \\ f_{D_{2,2}}(t) &= \frac{1}{\sqrt{2\pi}} \left(\frac{1}{4} e^{-\frac{t^2}{2}} + \frac{1}{2} e^{-\frac{(t+1)^2}{2}} + \frac{1}{4} e^{-\frac{(t+2)^2}{2}} \right). \end{aligned} \quad (13)$$

Now, we can calculate the δ when $\varepsilon = 1$.

$$\begin{aligned} \delta_{X/Y}(\varepsilon) &= \int_{\varepsilon}^{\infty} (1 - e^{\varepsilon-s}) \omega_{X/Y}(s) \, ds \\ &= \int_{\varepsilon}^{\infty} (1 - e^{\varepsilon-s}) f_X(\mathcal{L}_{X/Y}^{-1}(s)) \frac{d\mathcal{L}_{X/Y}^{-1}(s)}{ds} \, ds \\ &= \int_{\varepsilon}^{\infty} (1 - e^{\varepsilon-s}) f_X(\mathcal{L}_{X/Y}^{-1}(s)) \, d\mathcal{L}_{X/Y}^{-1}(s) \\ &= \int_{\mathcal{L}_{X/Y}^{-1}(\varepsilon)}^{\infty} (1 - e^{\varepsilon-\mathcal{L}_{X/Y}(z)}) f_X(z) \, dz \\ &= \int_{\mathcal{L}_{X/Y}^{-1}(\varepsilon)}^{\mathcal{L}_{X/Y}^{-1}(\infty)} (f_X(z) - e^{\varepsilon} f_Y(z)) \, dz. \end{aligned}$$

For $f_{D_{1,1}}$ vs $f_{D_{2,1}}$, we know that $\frac{f_{D_{2,1}}}{f_{D_{1,1}}}$ is monotonically decreasing since the ratio between each of the three parts in $f_{D_{2,1}}$ and $f_{D_{1,1}}$ is decreasing. Therefore, $\log(\frac{f_{D_{2,1}}}{f_{D_{1,1}}})$ is decreasing, and we let it be $\mathcal{L}_{X/Y}$ with $f_X = f_{D_{2,1}}$ and $f_Y = f_{D_{1,1}}$. To calculate the δ , we find t_1 such that $t_1 = \mathcal{L}_{X/Y}^{-1}(1)$ and $t_2 = \mathcal{L}_{X/Y}^{-1}(\infty)$, i.e., $\frac{f_{D_{2,1}}(t_1)}{f_{D_{1,1}}(t_1)} = e$ and $\frac{f_{D_{2,1}}(t_2)}{f_{D_{1,1}}(t_2)} = \infty$. Using R, we have $t_1 = 0.2228743 \dots$, $t_2 = -\infty$. Then $\delta_1 = F_{D_{2,1}}(t_1) - e * F_{D_{1,1}}(t_1)$ where F is the cumulative distribution function corresponding to f . Using R, we have $\delta_1 = 0.4475773$.

Similarly, we know $\frac{f_{D_{2,2}}}{f_{D_{1,2}}}$ is monotonically decreasing from the explanation in the Section 6.3 in (Koskela et al., 2020). We find t_3 such that $\frac{f_{D_{2,2}}(t_3)}{f_{D_{1,2}}(t_3)} = e$, then $\delta_2 = F_{D_{2,2}}(t_3) - e * F_{D_{1,2}}(t_3)$. Using R, we have $t_3 = -0.7830073$, and $\delta_2 = 0.369344$.

Since we have $\delta_1 > \delta_2$, the claim by Koskela et al. (2020) that $f_{D_{1,2}}$ and $f_{D_{2,2}}$ gives an

upper bound of $\delta(\varepsilon)$ is not true.

D Inference of the population mean with unknown variance

In this section, first we analyze the inference of population mean with unknown variance to obtain the results in Table 1, then we improve the normal confidence interval used in (Brawner and Honaker, 2018) by a t -confidence interval with an adjusted degrees of freedom.

D.1 Rate analysis of the unbiased estimates

We denote the original sample by $D = X = (x_1, x_2, \dots, x_n)$. Assume that $x_i \in [0, 1]$, $\mathbb{E}(x_i) = \theta$ and $\text{Var}(x_i) = \sigma_x^2$ for $i = 1, 2, \dots, n$. We let $g(D) = \bar{X} = \frac{1}{n} \sum_{i=1}^n x_i$, and its ℓ_2 -sensitivity is $\frac{1}{n}$. Note that for the analysis in this subsection, we do not require any normal assumption or approximation.

We estimate θ by $\hat{\theta}_1 = g(D)$ when there is no privacy constraint. If μ -GDP is required, we use Gaussian mechanism on $g(D)$ and release $\hat{\theta}_2 = g(D) + \xi, \xi \sim \mathcal{N}(0, \frac{1}{\mu^2 n^2})$ as an estimate of θ . For the original bootstrap method which is non-private, we still estimate θ by $\hat{\theta}_3 = g(D)$, and we let $X_b = (x_{b,1}, x_{b,2}, \dots, x_{b,n})$ be the b -th bootstrap sample with the b -th bootstrap estimate being $\bar{X}_b = \frac{1}{n} \sum_{i=1}^n x_{b,i}$. By our privacy analysis of DP bootstrap, we can release $\{\tilde{X}_b\}_{b=1}^B$ with an approximate μ -GDP privacy guarantee where $\tilde{X}_b = \bar{X}_b + \xi_b$, $\xi_b \sim \mathcal{N}(0, \frac{(2-2/e)B}{\mu^2 n^2})$ for $b = 1, 2, \dots, B$, and we estimate θ by $\hat{\theta}_4 = \tilde{X}' = \frac{1}{B} \sum_{b=1}^B \tilde{X}_b$.

In our analysis below, the mean of B bootstrap estimates is $\bar{X}' = \frac{1}{B} \sum_{b=1}^B \bar{X}_b$. The

sample variance of X is $s_X^2 = \frac{1}{(n-1)} \sum_{i=1}^n (x_i - \bar{X})^2$. The sample variance of B bootstrap estimates is $\bar{s}_B^2 = \frac{1}{B-1} \sum_{b=1}^B (\bar{X}_b - \bar{X}')^2$. The sample variance of B DP bootstrap estimates is $\tilde{s}_B^2 = \frac{1}{B-1} \sum_{b=1}^B (\tilde{X}_b - \tilde{X}')^2$.

We have

$$\begin{aligned}
\mathbb{E}(\hat{\theta}_1) &= \mathbb{E}\left(\frac{1}{n} \sum_{i=1}^n x_i\right) = \theta, \\
\text{Var}(\hat{\theta}_1) &= \text{Var}\left(\frac{1}{n} \sum_{i=1}^n x_i\right) = \frac{1}{n} \text{Var}(x_i) = \frac{\sigma_x^2}{n}, \\
\mathbb{E}(\hat{\theta}_2) &= \mathbb{E}\left(\frac{1}{n} \sum_{i=1}^n x_i + \xi\right) = \theta, \\
\text{Var}(\hat{\theta}_2) &= \text{Var}\left(\frac{1}{n} \sum_{i=1}^n x_i + \xi\right) = \text{Var}\left(\frac{1}{n} \sum_{i=1}^n x_i\right) + \text{Var}(\xi) = \frac{\sigma_x^2}{n} + \frac{1}{\mu^2 n^2}, \\
\mathbb{E}(\hat{\theta}_3) &= \mathbb{E}(\hat{\theta}_1) = \theta, \\
\text{Var}(\hat{\theta}_3) &= \text{Var}(\hat{\theta}_1) = \frac{\sigma_x^2}{n}, \\
\mathbb{E}(\hat{\theta}_4) &= \mathbb{E}\left(\frac{1}{B} \sum_{b=1}^B (\bar{X}_b + \xi_b)\right) = \theta. \\
\text{Var}(\hat{\theta}_4) &= \text{Var}\left(\mathbb{E}\left(\frac{1}{B} \sum_{i=1}^B (\bar{X}_b + \xi_b) | X\right)\right) + \mathbb{E}\left(\text{Var}\left(\frac{1}{B} \sum_{i=1}^B (\bar{X}_b + \xi_b) | X\right)\right) \\
&= \text{Var}(\bar{X}) + \mathbb{E}\left(\text{Var}\left(\frac{1}{B} \sum_{i=1}^B \bar{X}_b | X\right)\right) + \mathbb{E}\left(\text{Var}\left(\frac{1}{B} \sum_{i=1}^B \xi_b | X\right)\right) \\
&= \frac{1}{n} \sigma_x^2 + \frac{n-1}{n^2 B} \sigma_x^2 + \frac{2-2/e}{\mu^2 n^2}.
\end{aligned}$$

For $i = 1, 2, 3, 4$, we need $\text{Var}(\hat{\theta}_i)$ to construct confidence intervals of θ based on θ_i . Since we do not have the population variance σ_x^2 , we replace σ_x^2 with its unbiased estimates.

We know $\mathbb{E}(s_X^2) = \sigma_x^2$. When there is no privacy constraint, we use $\widehat{\text{Var}}(\hat{\theta}_1) = \frac{s_X^2}{n}$ to estimate $\text{Var}(\hat{\theta}_1)$. If μ -GDP is required, we use Gaussian mechanism on σ_x^2 . Since we assume $x_i \in [0, 1]$ for $i = 1, 2, \dots, n$, the ℓ_2 -sensitivity of σ_x^2 is $\frac{1}{n}$. Therefore, we estimate

$\text{Var}(\hat{\theta}_2)$ by $\widehat{\text{Var}}(\hat{\theta}_2) = \frac{s_X^2 + \xi}{n} + \frac{1}{\mu^2 n^2}$ where $\xi \sim \mathcal{N}(0, \frac{1}{\mu^2 n^2})$. Note that if we release both $\hat{\theta}_2$ and $\widehat{\text{Var}}(\hat{\theta}_2)$, the overall privacy guarantee becomes 2μ -GDP. For the bootstrap method, we estimate $\text{Var}(\hat{\theta}_3)$ by $\widehat{\text{Var}}(\hat{\theta}_3) = \frac{n}{n-1} \bar{s}_B^2$. For the DP bootstrap method, we estimate $\text{Var}(\hat{\theta}_4)$ by $\widehat{\text{Var}}(\hat{\theta}_4) = \frac{nB+n-1}{B(n-1)} \bar{s}_B^2 - \frac{(2-2/e)B}{n(n-1)\mu^2}$. Now we prove that the estimates $\widehat{\text{Var}}(\hat{\theta}_i)$ are unbiased for $i = 1, 2, 3, 4$.

We have

$$\begin{aligned}\mathbb{E}(\widehat{\text{Var}}(\hat{\theta}_1)) &= \mathbb{E}\left(\frac{s_X^2}{n}\right) = \frac{\sigma_X^2}{n}, \\ \mathbb{E}(\widehat{\text{Var}}(\hat{\theta}_2)) &= \mathbb{E}\left(\frac{s_X^2 + \xi}{n} + \frac{1}{\mu^2 n^2}\right) = \frac{\sigma_X^2}{n} + \frac{1}{\mu^2 n^2}.\end{aligned}$$

The expectation of the sample variance of B bootstrap estimates is

$$\begin{aligned}\mathbb{E}(\bar{s}_B^2) &= \mathbb{E}\left(\frac{1}{B-1} \sum_{b=1}^B (\bar{X}_b - \bar{X}')^2\right) = \mathbb{E}\left(\mathbb{E}\left(\frac{1}{B-1} \sum_{b=1}^B (\bar{X}_b - \bar{X}')^2 \middle| X\right)\right) \\ &= \mathbb{E}(\text{Var}(\bar{X}_b | X)) = \mathbb{E}\left(\frac{1}{n} \text{Var}(x_{b,i} | X)\right) \\ &= \mathbb{E}\left(\frac{1}{n} \left(\frac{1}{n} \sum_{i=1}^n (x_i - \bar{X})^2\right)\right) = \frac{n-1}{n^2} \sigma_x^2.\end{aligned}$$

Therefore,

$$\mathbb{E}(\widehat{\text{Var}}(\hat{\theta}_3)) = \mathbb{E}\left(\frac{n}{n-1} \bar{s}_B^2\right) = \frac{\sigma_X^2}{n}.$$

Similarly, the expectation of the sample variance of B DP bootstrap estimates is

$$\begin{aligned}\mathbb{E}(\bar{s}_B^2) &= \mathbb{E}\left(\frac{1}{B-1} \sum_{b=1}^B (\bar{X}_b + \xi_b - \bar{X}')^2\right) = \mathbb{E}\left(\mathbb{E}\left(\frac{1}{B-1} \sum_{b=1}^B (\bar{X}_b + \xi_b - \bar{X}')^2 \middle| X\right)\right) \\ &= \mathbb{E}(\text{Var}(\bar{X}_b + \xi_b | X)) = \mathbb{E}(\text{Var}(\bar{X}_b | X) + \text{Var}(\xi_b)) \\ &= \mathbb{E}\left(\frac{1}{n} \left(\frac{1}{n} \sum_{i=1}^n (x_i - \bar{X})^2\right) + \frac{(2-2/e)B}{\mu^2 n^2}\right) = \frac{n-1}{n^2} \sigma_x^2 + \frac{(2-2/e)B}{\mu^2 n^2}.\end{aligned}$$

Therefore, we use $\hat{\sigma}_x^2 = \frac{n^2}{n-1} \bar{s}_B^2 - \frac{(2-2/e)B}{\mu^2(n-1)}$ to estimate σ_x^2 , and we have $\mathbb{E}(\hat{\sigma}_x^2) = \sigma_x^2$. Now we

use \tilde{s}_B^2 to obtain the variance of the mean of B DP bootstrap estimates:

$$\begin{aligned}\widehat{\text{Var}}(\hat{\theta}_4) &= \frac{(B+1)n-1}{n^2B} \hat{\sigma}_x^2 + \frac{2-2/e}{\mu^2 n^2} \\ &= \frac{(B+1)n-1}{n^2B} \left(\frac{n^2}{n-1} \tilde{s}_B^2 - \frac{(2-2/e)B}{\mu^2(n-1)} \right) + \frac{2-2/e}{\mu^2 n^2} \\ &= \left(\frac{n}{n-1} + \frac{1}{B} \right) \tilde{s}_B^2 - \frac{(2-2/e)B}{n(n-1)\mu^2}.\end{aligned}$$

Therefore,

$$\mathbb{E}(\widehat{\text{Var}}(\hat{\theta}_4)) = \mathbb{E}\left(\frac{nB+n-1}{B(n-1)} \tilde{s}_B^2 - \frac{(2-2/e)B}{n(n-1)\mu^2}\right) = \frac{(B+1)n-1}{n^2B} \sigma_x^2 + \frac{2-2/e}{\mu^2 n^2}.$$

Now we analyze the variance of $\widehat{\text{Var}}(\hat{\theta}_i)$ for $i = 1, 2, 3, 4$. Let $\mu_{4,X} = \mathbb{E}((X - \mathbb{E}(X))^4)$.

$$\begin{aligned}\text{Var}(\widehat{\text{Var}}(\hat{\theta}_1)) &= \text{Var}\left(\frac{s_X^2}{n}\right) = \frac{\text{Var}(s_X^2)}{n^2} = \frac{1}{n^2} \left(\frac{\mu_{4,X}}{n} - \frac{\sigma_X^4(n-3)}{n(n-1)} \right) \in O\left(\frac{1}{n^3}\right), \\ \text{Var}(\widehat{\text{Var}}(\hat{\theta}_2)) &= \text{Var}\left(\frac{s_X^2 + \xi}{n} + \frac{1}{\mu^2 n^2}\right) = \frac{\text{Var}(s_X^2) + \text{Var}(\xi)}{n^2} \in O\left(\frac{1}{n^3}\right).\end{aligned}$$

We use $\text{Var}(X)$ to denote the population variance calculated on the sample X which is also equal to $\frac{n-1}{n} s_X^2$. We let $\mu'_{4,X} = \mathbb{E}((x_{b,i} - \mathbb{E}(x_{b,i}))^4|X)$. We have $\text{Var}(\bar{X}_b|X) = \frac{\text{Var}(X)}{n}$ and $\mathbb{E}((\bar{X}_b - \mathbb{E}(\bar{X}_b))^4|X) = \frac{\mu'_{4,X} + 2(n-1)\text{Var}(X)^2}{n^3}$.

$$\begin{aligned}\text{Var}(\bar{s}_B^2) &= \mathbb{E}(\text{Var}(\bar{s}_B^2|X)) + \text{Var}(\mathbb{E}(\bar{s}_B^2|X)) \\ &= \mathbb{E}\left(\frac{\mathbb{E}((\bar{X}_b - \mathbb{E}(\bar{X}_b))^4|X)}{B} - \frac{(\text{Var}(\bar{X}_b|X))^2(B-3)}{B(B-1)}\right) + \text{Var}(\text{Var}(\bar{X}_b|X)) \\ &= \mathbb{E}\left(\frac{\mu'_{4,X} + 2(n-1)\text{Var}(X)^2}{n^3B} - \frac{(\text{Var}(X)/n)^2(B-3)}{B(B-1)}\right) + \text{Var}\left(\frac{(n-1)s_X^2}{n^2}\right) \\ &\in O\left(\frac{1}{n^2B} + \frac{1}{n^3}\right).\end{aligned}$$

Since $\xi_b \sim \mathcal{N}(0, (2 - 2/e)B/(n^2\mu^2))$, we denote $\tilde{X}_b = \bar{X}_b + \xi_b$, and we have

$$\mathbb{E}(\tilde{X}_b|X) = \bar{X},$$

$$\text{Var}(\tilde{X}_b|X) = \text{Var}(\bar{X}_b|X) + \text{Var}(\xi_b) = \frac{\text{Var}(X)}{n} + \frac{(2 - 2/e)B}{n^2\mu^2}.$$

$$\begin{aligned} \mathbb{E}((\tilde{X}_b - \mathbb{E}(\tilde{X}_b))^4|X) &= \mathbb{E}((\bar{X}_b - \mathbb{E}(\bar{X}_b))^4|X) + \mathbb{E}(\xi_b^4) + 6\mathbb{E}((\bar{X}_b - \mathbb{E}(\bar{X}_b))^2\xi_b^2|X) \\ &= \frac{\mu'_{4,X} + 2(n-1)\text{Var}(X)}{n^3} + \left(\frac{(2 - 2/e)B}{n^2\mu^2}\right)^2 + 6\left(\frac{(2 - 2/e)B}{n^2\mu^2}\right) \frac{\text{Var}(X)}{n} \\ &\in O\left(\frac{1}{n^2} + \frac{B^2}{n^4} + \frac{B}{n^3}\right). \end{aligned}$$

$$\begin{aligned} \text{Var}(\tilde{s}_B^2) &= \mathbb{E}(\text{Var}(\tilde{s}_B^2|X)) + \text{Var}(\mathbb{E}(\tilde{s}_B^2|X)) \\ &= \mathbb{E}\left(\frac{\mathbb{E}((\tilde{X}_b - \mathbb{E}(\tilde{X}_b))^4|X)}{B} - \frac{(\text{Var}(\tilde{X}_b|X))^2(B-3)}{B(B-1)}\right) + \text{Var}\left(\text{Var}(\tilde{X}_b|X)\right) \\ &\in O\left(\frac{1}{n^2B} + \frac{1}{n^3} + \frac{B}{n^4}\right). \end{aligned}$$

Therefore,

$$\begin{aligned} \text{Var}(\widehat{\text{Var}}(\hat{\theta}_3)) &= \text{Var}\left(\frac{n}{n-1}\tilde{s}_B^2\right) \in O\left(\frac{1}{n^2B} + \frac{1}{n^3}\right), \\ \text{Var}(\widehat{\text{Var}}(\hat{\theta}_4)) &= \text{Var}\left(\frac{nB+n-1}{B(n-1)}\tilde{s}_B^2 - \frac{(2-2/e)B}{n(n-1)\mu^2}\right) \in O\left(\frac{1}{n^2B} + \frac{1}{n^3} + \frac{B}{n^4}\right). \end{aligned}$$

If we set $B \in O(n)$, the rate of the width of confidence intervals from the DP bootstrap $\sqrt{\max(0, \widehat{\text{Var}}(\hat{\theta}_4))}$ will be the same as those from the non-private bootstrap $\sqrt{\widehat{\text{Var}}(\hat{\theta}_3)}$. If we have $B \in \Theta(n)$, the rate of the width is $O(\frac{1}{n^3})$ for all four methods.

D.2 From normal CI to t -CI

Following the discussion above, we use $\hat{\sigma}_x^2 = \frac{n^2}{n-1}\tilde{s}_B^2 - \frac{(2-2/e)B}{\mu^2(n-1)}$ to construct confidence interval. Since $\hat{\sigma}_x^2$ does not exactly follow a χ^2 -distribution, we answer two questions and

build our DP bootstrap- t confidence interval: 1) how to choose B so that $\hat{\sigma}_x^2$ is non-negative with high probability; 2) how to modify the degrees of freedom (df) of the t distribution to obtain a better approximation.

As \tilde{s}_B^2 is a sample variance calculated with \tilde{X}_b for $b = 1, 2, \dots, B$, we approximate the distribution of \tilde{X}_b by $\mathcal{N}(\bar{X}, \frac{\text{Var}(X)}{n} + \frac{(2-2/e)B}{n^2\mu^2})$ and assume that $(B-1)\tilde{s}_B^2/(\frac{n-1}{n^2}\sigma_x^2 + \frac{(2-2/e)B}{n^2\mu^2})$ follows a χ^2 -distribution with $\text{df} = B-1$. Then we know that

$$\begin{aligned}\mathbb{E}(\hat{\sigma}_x^2) &= \sigma_x^2, \\ \text{Var}(\hat{\sigma}_x^2) &= \frac{n^4}{(n-1)^2} \text{Var}(\tilde{s}_B^2) \\ &= \frac{n^4}{(n-1)^2} \left(\frac{n-1}{n^2} \sigma_x^2 + \frac{(2-2/e)B}{n^2\mu^2} \right)^2 \frac{2}{B-1}.\end{aligned}$$

To ensure that $\hat{\sigma}_x^2$ is non-negative, we want $\sqrt{\text{Var}(\hat{\sigma}_x^2)} \leq \frac{1}{3}\mathbb{E}(\hat{\sigma}_x^2)$ since for the CDF of the standard normal distribution, $\Phi(-3) < 0.0014$ is very small. Therefore, we need

$$\frac{n^2}{n-1} \left(\frac{n-1}{n^2} \sigma_x^2 + \frac{(2-2/e)B}{n^2\mu^2} \right) \sqrt{\frac{2}{B-1}} \leq \frac{1}{3} \sigma_x^2.$$

We replace $n-1$ and $B-1$ by n and B respectively, and we have

$$\left(1 + \frac{(2-2/e)B}{n\mu^2\sigma_x^2} \right) \leq \frac{1}{3\sqrt{2}} \sqrt{B}$$

To solve this with a real number B , we need

$$n\mu^2\sigma_x^2 \geq 144(1-1/e) \approx 91.025, \tag{14}$$

and we obtain a range of B as

$$B \in \left[\left(\frac{\frac{1}{3\sqrt{2}} - \sqrt{\frac{1}{18} - \frac{8-8/e}{n\mu^2\sigma_x^2}}}{(4-4/e)/(n\mu^2\sigma_x^2)} \right)^2, \left(\frac{\frac{1}{3\sqrt{2}} + \sqrt{\frac{1}{18} - \frac{8-8/e}{n\mu^2\sigma_x^2}}}{(4-4/e)/(n\mu^2\sigma_x^2)} \right)^2 \right]. \quad (15)$$

Since σ_x is unknown, the above inequality of μ and B is only an oracle guidance of choosing the privacy guarantee and the number of bootstrap estimates when constructing the standard confidence interval using the unbiased estimate.

As we have assumed that $(B-1)\tilde{s}_B^2/(\frac{n-1}{n^2}\sigma_x^2 + \frac{(2-2/e)B}{n^2\mu^2})$ follows a χ^2 -distribution, we want to build an approximated t -confidence interval which contains the uncertainty from both $\hat{\theta}_4$ and $\widehat{\text{Var}}(\hat{\theta}_4)$. For simpler illustration, we consider the case that $\widehat{\text{Var}}(\hat{\theta}_4) > 0$. We aim to analyze the distribution of $\frac{\hat{\theta}_4 - \theta}{\sqrt{\widehat{\text{Var}}(\hat{\theta}_4)}}$. Its distribution depends on n, μ, B, σ_x^2 which is not a t -distribution, but since $\hat{\theta}_4 - \theta$ is independent to $\sqrt{\widehat{\text{Var}}(\hat{\theta}_4)}$ when conditioning on X , we try to use a t -distribution as an approximation. Now we need to find a proper degrees of freedom (df) for this approximated t -distribution. Since $t_n = \frac{z}{\sqrt{\chi_n^2/n}}$, this df n is determined by the χ_n^2 -distribution in the denominator. If $C \sim \chi_n^2$, we know that $\text{Var}(C/\mathbb{E}(C)) = \frac{2}{n}$. Therefore, we can use $\hat{df} = 2/\text{Var}(C/\mathbb{E}(C))$ to estimate the df of an approximated χ^2 -distribution.

$$\begin{aligned} \mathbb{E}(\widehat{\text{Var}}(\hat{\theta}_4)) &\approx \frac{\sigma_x^2}{n} - \frac{(2-2/e)}{\mu^2 n^2} \approx \frac{\hat{\sigma}_x^2}{n}, \\ \text{Var}(\widehat{\text{Var}}(\hat{\theta}_4)) &\approx \text{Var}(\tilde{s}_B^2) \approx \frac{2(\frac{\sigma_x^2}{n} + \frac{(2-2/e)B}{n^2\mu^2})^2}{B-1} \approx \frac{2(\tilde{s}_B^2)^2}{B-1}. \end{aligned}$$

Here we use $\hat{\sigma}_x^2$ and \tilde{s}_B^2 in the above approximation since they are known to us. For the private bootstrap, we let $\hat{df} := (\hat{\sigma}_x^2/(n\tilde{s}_B^2))^2(B-1)$ and use the fact that $\frac{\hat{\theta}_4 - \theta}{\sqrt{\widehat{\text{Var}}(\hat{\theta}_4)}}$ follows $t_{\hat{df}}$ -distribution to build confidence interval for θ .

We observe that this t -confidence interval with adjusted \hat{df} improves the normal confidence interval by Brawner and Honaker (2018) when the choice of μ and B satisfies the conditions in Eq. (14) and (15). Our analysis also reveals the reason for the under-coverage issue in the simulation by Brawner and Honaker (2018) when B is too large. However, when μ is too small, i.e., we have a strong privacy constraint, the under-coverage issue still exists since we do not always have $\widehat{\text{Var}}(\hat{\theta}_4) > 0$. Therefore, we develop the deconvolution method for inference.

E DP Bootstrap algorithm for the Gaussian Mechanism

In this section, we show our DP bootstrap method in Algorithm 1 for the Gaussian Mechanism, and based on it, we can obtain the DP sampling distribution estimate (Algorithm 2) and DP point estimate with corresponding standard error (Algorithm 3). We also include the NoisyVar (Algorithm 4) and NoisyCov (Algorithm 5) used in our simulations and experiments.

Note that our privacy analysis in this paper (on Algorithm 1) is valid for $g : \mathcal{X}^n \rightarrow \mathbb{R}^d$ for any $d \in \{1, 2, 3, \dots\}$, but the deconvolution (Algorithm 2) can only be applied when $d = 1$ because of `deconvolveR`. For $d \in \{2, 3, \dots\}$, one may try other deconvolution methods. This will not affect the DP guarantee because of the post-processing property. For Algorithm 3, we only show the case when $d = 1$, but one can generalize it to $d \in \{2, 3, \dots\}$ intuitively. Similar ideas in Algorithm 3 are also used in (Brawner and Honaker, 2018).

Du et al. (2020) proposed many algorithms in their paper for constructing DP CIs. We choose NoisyVar because other algorithms assume the data follows a normal distribution

and use this property to estimate the standard deviation from quantile estimates which is restrictive. Du et al. (2020) used NoisyVar with a parametric bootstrap framework, SIM; Therefore, we put them together in Algorithm 4. We adopt their idea in Algorithm 5, named NoisyCov, to construct DP CIs for the covariance where we use a normal distribution to approximate the correlation structure of the clamped data, i.e., the original data restricted to a specific range for the sensitivity bound in the privacy guarantee. Note that in NoisyCov, we do not spend any privacy budget estimating the mean since it does not affect the covariance in the parametric bootstrap simulation.

Algorithm 1 DP_bootstrap (Differentially private bootstrap with Gaussian mechanism)

- 1: **Input** Dataset $D \in \mathcal{X}^n$, Statistic $g : \mathcal{X}^n \rightarrow \mathbb{R}$ with ℓ_2 sensitivity Δ_g , $\mu > 0$ for μ -GDP, number of bootstrap samples B .
 - 2: Let \mathcal{M} be the Gaussian mechanism, $\mathcal{M}(D) = s(D) + \varepsilon, \varepsilon \sim \mathcal{N}(0, \sigma^2)$, $\sigma = (\sqrt{2 - 2/e})\Delta_g\sqrt{B}/\mu$.
 - 3: **for** $b = 1, \dots, B$ **do**
 - 4: Obtain Bootstrap sample D^{*b} and compute the DP statistic for this sample: $\tilde{g}^{*b} = \mathcal{M}(D^{*b})$
 - 5: **end for**
 - 6: **Return** $(\tilde{g}^{*1}, \tilde{g}^{*2}, \dots, \tilde{g}^{*B}, \sigma^2)$ which satisfies approximately μ -GDP.
-

Algorithm 2 DP_Sampling_Distribution (Differentially private sampling distribution estimation)

- 1: **Input** Dataset $D \in \mathcal{X}^n$, Statistic $g : \mathcal{X}^n \rightarrow \mathbb{R}$ with ℓ_2 sensitivity Δ_g , $\mu > 0$ for μ -GDP, number of bootstrap samples B .
 - 2: $(\tilde{g}^{*1}, \tilde{g}^{*2}, \dots, \tilde{g}^{*B}, \sigma^2) = \text{DP_bootstrap}(D, g, \mu, B)$.
 - 3: The DP sampling distribution of $g(D)$ is $\tilde{f}_g = \text{deconvolveR}((\tilde{g}^{*1}, \tilde{g}^{*2}, \dots, \tilde{g}^{*B}), \sigma^2)$.
 - 4: **Return** \tilde{f}_g which satisfies approximately μ -GDP.
-

Algorithm 3 `DP_Estimate_with_SE` (Differentially private point estimate with corresponding standard error)

- 1: **Input** Dataset $D \in \mathcal{X}^n$, Statistic $g : \mathcal{X}^n \rightarrow \mathbb{R}$ with ℓ_2 sensitivity Δ_g , $\mu > 0$ for μ -GDP, number of bootstrap samples B .
- 2: $(\tilde{g}^{*1}, \tilde{g}^{*2}, \dots, \tilde{g}^{*B}, \sigma^2) = \text{DP_bootstrap}(D, g, \mu, B)$.
- 3: The DP point estimate of $g(D)$ is $\tilde{g}(D) = \frac{1}{B} \sum_{b=1}^B \tilde{g}^{*b}$.
- 4: The DP standard error of $\tilde{g}(D)$ is

$$\tilde{s}_{g(D)} = \sqrt{\max \left\{ 0, \left(\frac{n}{n-1} + \frac{1}{B} \right) \frac{1}{B-1} \sum_{b=1}^B (\tilde{g}^{*b} - \tilde{g}(D))^2 - \frac{n}{n-1} \sigma^2 \right\}}.$$

- 5: **Return** $(\tilde{g}(D), \tilde{s}_{g(D)})$ which satisfies approximately μ -GDP.
-

Algorithm 4 `NoisyVar` (Differentially private confidence interval for population mean with Gaussian mechanism (Du et al., 2020))

- 1: **Input** Dataset $D = \{x_1, x_2, \dots, x_n\} \in \mathcal{X}^n$, $x_i \in [0, 1]$ for $i = 1, 2, \dots, n$, $\mu > 0$ for μ -GDP, number of bootstrap samples B , confidence level $\alpha \in [0, 1]$, simulation number $nsim$.
 - 2: $\mathcal{M}_1(D) \leftarrow \frac{1}{n} \sum_{i=1}^n x_i + \xi_1$, $\xi_1 \sim \mathcal{N}(0, \frac{2B}{(n\mu)^2})$.
 - 3: $\mathcal{M}_2(D) \leftarrow \max \left\{ 0, \frac{1}{n-1} \sum_{i=1}^n \left(x_i - \frac{1}{n} \sum_{j=1}^n x_j \right)^2 + \xi_2 \right\}$, $\xi_2 \sim \mathcal{N}(0, \frac{2B}{(n\mu)^2})$.
 - 4: **for** $i = 1, 2, \dots, nsim$ **do**
 - 5: $D' \leftarrow \{x'_1, x'_2, \dots, x'_n\}$ where $\tilde{x}'_i \sim \mathcal{N}(\mathcal{M}_1(D), \mathcal{M}_2(D))$ and $x'_i = \min(1, \max(0, \tilde{x}'_i))$.
 - 6: $\hat{\theta}_i \leftarrow \frac{1}{n} \sum_{i=1}^n x'_i + \xi_1$, $\xi_1 \sim \mathcal{N}(0, \frac{2B}{(n\mu)^2})$
 - 7: **end for**
 - 8: $\hat{\theta} \leftarrow (\hat{\theta}_1, \dots, \hat{\theta}_{nsim})$
 - 9: $MoE \leftarrow \frac{q(\hat{\theta}, 1-\frac{\alpha}{2}) - q(\hat{\theta}, \frac{\alpha}{2})}{2}$ where $q(x, \alpha)$ is a non-private empirical quantile function that outputs the α quantile of x .
 - 10: **Return** $(\mathcal{M}_1(D) - MoE, \mathcal{M}_1(D) + MoE)$ which satisfies μ -GDP.
-

Algorithm 5 NoisyCov (Differentially private confidence interval for population covariance with Gaussian mechanism)

- 1: **Input** Datasets $D_1 = \{x_1, x_2, \dots, x_n\} \in \mathcal{X}^n$, $D_2 = \{y_1, y_2, \dots, y_n\} \in \mathcal{Y}^n$, $D_3 = \{(x_1, y_1), (x_2, y_2), \dots, (x_n, y_n)\} \in (\mathcal{X} \otimes \mathcal{Y})^n$, $x_i, y_i \in [0, 1]$ for $i = 1, 2, \dots, n$, $\mu > 0$ for μ -GDP, number of bootstrap samples B , confidence level $\alpha \in [0, 1]$.
 - 2: $\bar{X} \leftarrow \frac{1}{n} \sum_{i=1}^n x_i$, $\bar{Y} \leftarrow \frac{1}{n} \sum_{i=1}^n y_i$.
 - 3: $\mathcal{M}_1(D_1) \leftarrow \max \left\{ 0, \frac{1}{n-1} \sum_{i=1}^n (x_i - \bar{X})^2 + \xi_1 \right\}$, $\xi_1 \sim \mathcal{N}(0, \frac{3B}{(n\mu)^2})$.
 - 4: $\mathcal{M}_2(D_2) \leftarrow \max \left\{ 0, \frac{1}{n-1} \sum_{i=1}^n (y_i - \bar{Y})^2 + \xi_2 \right\}$, $\xi_2 \sim \mathcal{N}(0, \frac{3B}{(n\mu)^2})$.
 - 5: $\mathcal{M}'_3(D_3) \leftarrow \frac{1}{n-1} \sum_{i=1}^n (x_i - \bar{X})(y_i - \bar{Y}) + \xi_3$, $\xi_3 \sim \mathcal{N}(0, \frac{3B}{(n\mu)^2})$.
 - 6: $\mathcal{M}_3(D_3) \leftarrow \min \left\{ \sqrt{\mathcal{M}_1(D_1)\mathcal{M}_2(D_2)}, \max \left\{ -\sqrt{\mathcal{M}_1(D_1)\mathcal{M}_2(D_2)}, \mathcal{M}'_3(D_3) \right\} \right\}$
 - 7: **for** $i = 1, 2, \dots, nsim$ **do**
 - 8: $D' \leftarrow \{(x'_1, y'_1), \dots, (x'_n, y'_n)\}$ where $\begin{bmatrix} x'_i \\ y'_i \end{bmatrix} \sim \mathcal{N} \left(\begin{bmatrix} 0 \\ 0 \end{bmatrix}, \begin{bmatrix} \mathcal{M}_1(D_1) & \mathcal{M}_3(D_3) \\ \mathcal{M}_3(D_3) & \mathcal{M}_2(D_2) \end{bmatrix} \right)$.
 - 9: $\bar{X}' \leftarrow \frac{1}{n} \sum_{i=1}^n x'_i$, $\bar{Y}' \leftarrow \frac{1}{n} \sum_{i=1}^n y'_i$.
 - 10: $\hat{\theta}_i \leftarrow \frac{1}{n-1} \sum_{i=1}^n (x'_i - \bar{X}')(y'_i - \bar{Y}') + \xi_3$, $\xi_3 \sim \mathcal{N}(0, \frac{3B}{(n\mu)^2})$.
 - 11: **end for**
 - 12: $\hat{\theta} \leftarrow (\hat{\theta}_1, \dots, \hat{\theta}_{nsim})$
 - 13: $MoE \leftarrow \frac{q(\hat{\theta}, 1-\frac{\alpha}{2}) - q(\hat{\theta}, \frac{\alpha}{2})}{2}$ where $q(x, \alpha)$ is a non-private empirical quantile function that outputs the α quantile of x .
 - 14: **Return** $(\mathcal{M}_3(D_3) - MoE, \mathcal{M}_3(D_3) + MoE)$ which satisfies μ -GDP.
-