

TGDM: Target Guided Dynamic Mixup for Cross-Domain Few-Shot Learning

Linhai Zhuo

lhzhuo19@fudan.edu.cn
Shanghai Key Lab of Intell. Info.
Processing, School of CS, Fudan
University

Yuqian Fu

fuyq20@fudan.edu.cn
Shanghai Key Lab of Intell. Info.
Processing, School of CS, Fudan
University

Jingjing Chen[#]

chenjingjing@fudan.edu.cn
Shanghai Key Lab of Intell. Info.
Processing, School of CS, Fudan
University

Yixin Cao

caoyixin2011@gmail.com
Singapore Management University

Yu-Gang Jiang

ygj@fudan.edu.cn
Shanghai Key Lab of Intell. Info.
Processing, School of CS, Fudan
University

ABSTRACT

Given sufficient training data on the source domain, cross-domain few-shot learning (CD-FSL) aims at recognizing new classes with a small number of labeled examples on the target domain. The key to addressing CD-FSL is to narrow the domain gap and transferring knowledge of a network trained on the source domain to the target domain. To help knowledge transfer, this paper introduces an intermediate domain generated by mixing images in the source and the target domain. Specifically, to generate the optimal intermediate domain for different target data, we propose a novel target guided dynamic mixup (TGDM) framework that leverages the target data to guide the generation of mixed images via dynamic mixup. The proposed TGDM framework contains a Mixup-3T network for learning classifiers and a dynamic ratio generation network (DRGN) for learning the optimal mix ratio. To better transfer the knowledge, the proposed Mixup-3T network contains three branches with shared parameters for classifying classes in the source domain, target domain, and intermediate domain. To generate the optimal intermediate domain, the DRGN learns to generate an optimal mix ratio according to the performance on auxiliary target data. Then, the whole TGDM framework is trained via bi-level meta-learning so that TGDM can rectify itself to achieve optimal performance on target data. Extensive experimental results on several benchmark datasets verify the effectiveness of our method.

CCS CONCEPTS

• **Computing methodologies** → **Image representations.**

[#] indicates corresponding author.

Permission to make digital or hard copies of all or part of this work for personal or classroom use is granted without fee provided that copies are not made or distributed for profit or commercial advantage and that copies bear this notice and the full citation on the first page. Copyrights for components of this work owned by others than ACM must be honored. Abstracting with credit is permitted. To copy otherwise, or republish, to post on servers or to redistribute to lists, requires prior specific permission and/or a fee. Request permissions from [permissions@acm.org](https://permissions.acm.org).

MM '22, October 10–14, 2022, Lisboa, Portugal

© 2022 Association for Computing Machinery.

ACM ISBN 978-1-4503-9203-7/22/10...\$15.00

<https://doi.org/10.1145/3503161.3548052>

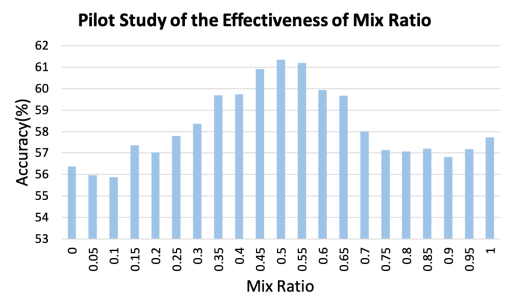


Figure 1: A pilot study on mixing source and target data with various ratios. We use the proposed network Mixup-3T as the base model. The Mini-Imagenet [28] and the Places [49] are used as the source and target datasets, respectively.

KEYWORDS

cross-domain few-shot learning, dynamic mixup, target guided learning, bi-level meta-learning

ACM Reference Format:

Linhai Zhuo, Yuqian Fu, Jingjing Chen[#], Yixin Cao, and Yu-Gang Jiang, . 2022. TGDM: Target Guided Dynamic Mixup for Cross-Domain Few-Shot Learning. In *Proceedings of the 30th ACM International Conference on Multimedia (MM '22)*, October 10–14, 2022, Lisboa, Portugal. ACM, New York, NY, USA, 9 pages. <https://doi.org/10.1145/3503161.3548052>

1 INTRODUCTION

Few-shot learning (FSL) aims to recognize unseen classes with only a few labeled data. This not only helps to alleviate the heavy burden of manual annotations, but also encourages the models to be consistent with human cognitive processes — we can easily learn new animals or car brands from a couple of examples. FSL will fundamentally benefit many tasks, ranging from object detection [4] to video classification [3]. Typically, these tasks [13, 32, 34, 40] assume two types of classes: base classes with sufficient data for training, and novel classes with very few data for testing, where base classes and novel classes have no overlap but follow the same data distribution for transfer learning. Clearly, such a distribution assumption is too strong in realistic. Most base and novel classes are actually from different domains in practice. How to mitigate

the domain gap for cross-domain few-shot learning (CD-FSL) has attracted increasing attention recently [36, 37].

Building on top of FSL methods, the key challenge of CD-FSL is to improve the model’s generalization ability. There are mainly two groups of methods. The first group has no access to the data in target domain and relies on abstracting more discriminative features via adversarial training or disentangle learning. For instance, Wang and Deng [42] introduce adversarial task augmentation to improve the robustness of the inductive bias across domains. Fu et al. [10] decompose the low-frequency and high-frequency components of images to span the style distributions of the source domain.

However, the performances of the above methods are still unsatisfactory. Thus, to achieve superior performance, some methods tend to introduce target domain data. The basic idea is to mitigate the domain gap through data augmentation. Except for source domain, Das et al. [6] and Liang et al. [22] further fine-tune their models on unlabeled data in target domain via self- or semi-supervised methods, while paper [8] demonstrates the effectiveness of using very few labeled target data. Considering the acceptable cost of limited labeled data in practice, we advocate this direction.

In this paper, we propose to investigate the mixup technique [48] to efficiently use a small amount of labeled target domain data during training for CD-FSL. Mixup is an easy-to-apply data augmentation method. It conducts linear interpolation between source and target domains of data. Thus the mixed data is intermediate between source and target domains. We name it as an intermediate domain throughout the paper. Clearly, training on the data from this intermediate domain not only reconciles the different data distribution from various domains, but also improves the model generalization ability.

Although many works have demonstrated the effectiveness of mixup in various tasks, focusing on CD-FSL, the severe data imbalance issue brings a great challenge — how to set the ratio of source domain data to target domain data. Focusing more on the limited labeled data in target domain will fall into an over-fitting problem, and less on auxiliary target data may not be helpful in domain adaption.

To show the great impacts of mix ratio on specific CD-FSL tasks, we have conducted a pilot study by choosing the proposed base network Mixup-3T as the model, and Mini-Imagenet [28] and Places [49] as the datasets. As shown in Fig. 1, we can see a great fluctuation of accuracy along with the varying mix ratios. That is, an optimal mixup strategy helps to achieve good performance. Since the optimal mix ratio could be different on different datasets and tasks, it’s tedious to choose an optimal mix ratio manually. Therefore, further investigation on mix ratio is necessary, and a well-designed optimization strategy can be beneficial here.

To address the challenges, we propose a novel **Target Guided Dynamic Mixup (TGDM)** framework that controls the intermediate domain during training for CD-FSL. By dynamically choosing a suitable mix ratio, TGDM boosts the performance on novel classes, without the harm on base classes. There are two core components: the classification network Mixup-3T and **Dynamic Raito Generation Network (DRGN)**. The basic idea lies in guided generating mix ratio and utilize intermediate domain effectively. First, based on current mixed data, we optimize Mixup-3T via a tri-task

learning mechanism, involving source, target, and intermediate domain classification tasks. The source and target classification tasks target better performance on specific tasks, and the intermediate classification is to improve the generalization ability. Second, DRGN learns to produce a target guided mix ratio to guide the generation of intermediate domain data. Specifically, We perform a pseudo backward propagation of Mixup-3T to validate the performance on auxiliary target data, whose loss will be utilized to update DRGN.

Overall, our contributions are summarized as follows: 1) We propose a novel target guided dynamic mixup (TGDM) framework that leverages the target data to dynamically control the mix ratio for better generalization ability in cross-domain few-shot learning. 2) We propose a Mixup-3T network that utilizes the dynamic mixed data as the intermediate domain for better transferring knowledge between the source domain and the target domain. 3) We conduct extensive experiments on several benchmarks, and the experimental results demonstrate the effectiveness of our framework.

2 RELATED WORK

2.1 Few-Shot Learning

Few-shot learning aims at learning new concepts with very few samples. Many efforts have been made in this field. These methods are mainly divided into three categories: model initialization [7, 30], metric-learning [5, 13, 34, 40] and data augmentation [5, 9, 11, 21]. More recently, Zhou et al. [50] apply Similarity Ratio to weight the importance of base classes and thus select the optimal ones. Ji et al. [18] propose Modal-Alternating Propagation Network to rectify visual features with semantic class attributes. Yan et al. [45] adopt bi-level meta-learning optimization framework to select samples. These methods obtain training and testing images from the same domain. In this paper, we stick to metric learning and bi-level meta-learning but formulate them under the cross-domain scenario with few labeled data.

2.2 Cross-Domain Few-Shot Learning

Cross-domain few-shot learning (CD-FSL) aims to perform few-shot classification under the setting where the training and testing data are from different domains. This task is formally defined and proposed by [37]. Then, more benchmarks are proposed by [15]. According to whether using target dataset during the training phase [8, 23, 24, 27, 33, 46] or not [10, 22, 37], CD-FSL methods can be divided into two groups. For training without target data, Wang and Deng [42] apply adversarial training to augment data and improve the robustness of the inductive bias. Fu et al. [10] believe that the style contains domain specific information. So they transfer styles between two training episodes and apply self-supervised learning to make network ignore the transformation of style. Generally, because of lacking target data, the performances of this kind of methods are lower than that use target data in model training. As a result, some researchers finetune their models on target support set. For example, Liang et al. [22] propose NSAE to enhance feature with noise and Das et al. [6] apply contrastive loss. Both of these two works eventually finetune their models with support data in target domains. [24, 27, 46] further introduce unlabeled data and turn to additional self-supervised learning tasks on unlabeled target data. Lin et al. [23] integrate several SOTA modules and

adaptively chooses the combination of these modules in specific task. Generally, the above mentioned methods are time consuming because they need to finetune network on each test set or require massive unlabeled target data to guarantee the performance of self/semi-supervised methods. Therefore, in this work, we follow the setting proposed in [8], where only a few labeled target data can be used in the FSL, and further explore the dynamic mixup algorithm in this setting.

2.3 Dynamic Mixup

Mixup [48] is a simple but effective data augmentation method that linearly mixes the two input data according to a random mix ratio. More recently, several variants of mixup are proposed [12, 17, 19, 35, 39, 47]. These methods obtain the mix rate randomly from a certain distribution. Apart from these methods, there are few works that dynamically change the mix ratio during their tasks. [1, 2] use learnable mix ratio to enhance the robustness of the model in adversarial training. Guo et al. [14] utilize re-parameterization to learn the prior distribution of the mix ratio. [43, 44] use several predefined ratios to learn model progressively. Mai et al. [25] are the most related one. They use bi-level meta-learning to learn an optimal mix ratio, but they focus on the general classification task and their network architecture is different from ours. In this paper, we target on CD-FSL problem and manage to control the generation of intermediate domain guided by target data and current model state via dynamic mixup. As far as we are known, we are the first to introduce dynamic mixup under CD-FSL setting.

2.4 Meta-Learning

Meta-learning algorithms, also known as learning to learn, aim at enhancing the performance of the network in the new task and are widely used in few-shot learning. The meta-learning manages to optimize the parameters of the network through all the tasks, instead of a certain batch of data. Finn et al. [7] propose to achieve optimal initial parameters for the new task. Mishra et al. [26] propose SNAIL, which consists of a class of simple and generic meta-learner architectures. Specifically, among them, [29, 31] propose bi-level optimization strategy to reweight the training data. In our paper, we focus on CD-FSL with few labeled target data setting and adopt bi-level meta-learning, so that the TGDM framework can generate target guided mixed data.

3 METHOD

3.1 Preliminaries

Problem Formulation. Given source domain dataset D_S and the target domain dataset D_T . Three sub-datasets including source base data $D_{S_b} = \{I_j, y_j\}_j^{M_S}$, target novel data D_{T_n} and auxiliary target data $D_{aux} = \{I_j, y_j\}_j^{M_{aux}}$ are further obtained from D_S and D_T . Specifically, the classes of D_{S_b} are randomly sampled from D_S , while D_{T_n} and D_{aux} are sampled from D_T . It is worth to note that the class sets of these three sub-datasets are disjoint from each other and we have $M_S \gg M_{aux}$. In this setting, the network is trained on D_{S_b} and D_{aux} , and tested on D_{T_n} .

N-way k-shot Problem. Typically, the N-way k-shot classification tasks are performed to learn meta-knowledge. By meta-training

and meta-testing the model in the same form of N-way k-shot meta-tasks (episodes), it learns to mimic the testing process thus transferring the knowledge well. Concretely, for each meta task, N classes with k support images and n_q queries are sampled. The network is supposed to assign labels for these query images assisted with the support images. Furthermore, the labels of these N classes are re-written as $[0, 1, \dots, N - 1]$.

3.2 Overview

The TGDM framework mainly consists of two modules. One is the main classification network Mixup-3T $f_{M3}(I|\theta)$. And the other is the dynamic ratio generation network DRGN $g_G(z|\omega)$. The θ and ω are the parameters of these two networks while I and z are inputs. 1) Given an image, Mixup-3T aims at predicting the correct class from a list of predefined classes, where the image can be sampled from either source or target domain. During training, Mixup-3T will mix both base- and novel-domain data as intermediate domain data according to given ratios dynamically. For validation and inference, it takes only novel-domain images. 2) DRGN aims at updating the mix ratio to better optimize Mixup-3T network. Thus, it validates the current performance of Mixup-3T and leverages the validation loss L_{TG} to estimate a optimal ratio λ_{TG} for next iteration. Given the above two modules, the overall TGDM framework is trained via a bi-level meta-learning strategy. In the following paragraph, we first introduce the two proposed modules, f_{M3} and g_G , then illustrate the training and inference processes of TGDM framework, which is illustrated in Fig. 2.

3.3 Modules

Mixup-3T. The detailed illustration of Mixup-3T network is shown in Fig. 3. The feature extractor backbone, and the GNN [13] classifier are defined as $f(x)$ and $g_{cls}(F)$, respectively. x and F stand for the inputs images and vector representation of images respectively. Specifically, f can be replaced by any image feature extractor. The Mixup-3T aims at generating intermediate domain data guided by λ_{TG} and makes full use of source, target, and intermediate domain data to transfer knowledge. Concretely, the target guided mix ratio λ_{TG} together with images from the different domains are taken as input. Then the mixed data are generated according to λ_{TG} . The feature extractor f extracts a vector representation F from input image. After that GNN classifier receives the vector representation F of both query Q and support S data. Then, the GNN classifier produces prediction logit for each input query.

During training, the Mixup-3T network takes two episode from source base data E_S and auxiliary target data E_T as inputs. Then, E_S is further divided into query set Q_S and support set S_S . Likewise, E_T is divided into Q_T and S_T . The according label of Q_S and Q_T is y_{Q_S} and y_{Q_T} . Then, images from the source and target domain are mixed according to Eq. 1, thus producing Q_{mix} and S_{mix} :

$$Q_{mix} = \lambda_{TG}Q_S + (1 - \lambda_{TG})Q_T, S_{mix} = \lambda_{TG}S_S + (1 - \lambda_{TG})S_T \quad (1)$$

The mixed data Q_{mix} and S_{mix} are supposed to be in the same intermediate domain, for we use the same mix ratio to mix data between E_T and E_S . Technically, $[C_0^S, C_1^S, \dots, C_N^S]$ are the classes from E_S and $[C_0^T, C_1^T, \dots, C_N^T]$ are the classes from E_T . We first choose class pairs accordingly, for instance, C_0^S and C_0^T , C_N^S and C_N^T etc,

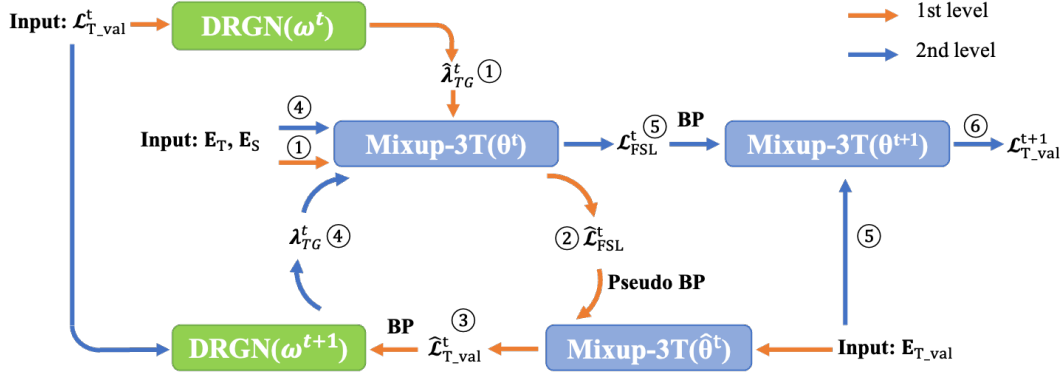


Figure 2: Pipeline of the proposed TGDM framework. In the first level, the Mixup-3T conducts pseudo backward propagation, given a training episode and guided mix ratio generated by DRGN. Then, the updated Mixup-3T is validated on auxiliary target data. Next, the validation loss is utilized to update DRGN. In the second level, the same training episode together with the regenerated guided mix ratio are given to Mixup-3T, for the purpose of conducting vanilla backward propagation. "BP" is the abbreviation of "Backward Propagation".

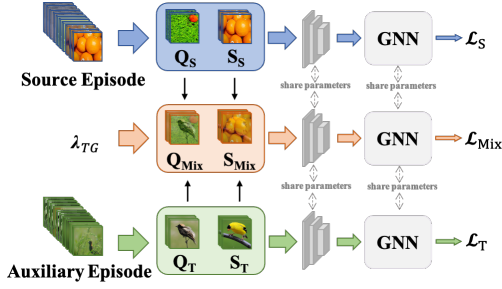


Figure 3: Illustration of our Mixup-3T network. The target guided mix ratio is utilized to guide the mixture of the two episode from source and auxiliary target data. Tri-task learning mechanism including source, target, and intermediate domain classification is adopted to help knowledge transfer.

then mix the images between the chosen class pairs and total N new mixed classes are generated. Since the classes are mixed pair-wise, we regard the mixed images from the same class pair are of the same class. We further assign labels from $[0, 1, \dots, N - 1]$ to these mixed data. Then, the feature extractor f is used to extract $1 - D$ feature representation $F_{Q_S}, F_{S_S}, F_{Q_T}, F_{S_T}, F_{Q_{Mix}}$ and $F_{S_{Mix}}$ from $Q_S, S_S, Q_T, S_T, Q_{Mix}$ and S_{Mix} accordingly.

A tri-task learning mechanism is proposed for Mixup-3T. This tri-task consists of three classification tasks in source, target, and intermediate domains, respectively. The source domain classification task is supposed to maintain the ability to recognize source images, while the target domain classification task aims to achieve good performance in target domain. The intermediate domain classification task classifies images in the intermediate domain. The intermediate domain classification task is designed to utilize data in the intermediate domain to assist the knowledge transfer. These three tasks share the same network architecture. Concretely, GNN classifier received query set and support set of according domain: F_{Q_S}, F_{S_S} for source domain classification; F_{Q_T}, F_{S_T} for the target

domain classification and $F_{Q_{Mix}}, F_{S_{Mix}}$ for intermediate domain classification. Then, g_{cls} utilizes the cross-entropy (CE) algorithm to calculate classification loss.

The losses of the three tasks are defined as L_S, L_T and L_{Mix} , respectively. And the overall loss L_{FSL} is calculated as,

$$L_S = \sum CE(g_{cls}(f(Q_S), f(S_S)), y_{QS}) \quad (2)$$

$$L_T = \sum CE(g_{cls}(f(Q_T), f(S_T)), y_{QT}) \quad (3)$$

$$L_{Mix} = \sum CE(g_{cls}(f(Q_{Mix}), f(S_{Mix})), y_{QM}) \quad (4)$$

$$L_{FSL} = \alpha_0 L_S + \alpha_1 L_T + \alpha_2 L_{Mix} \quad (5)$$

where $\alpha_0, \alpha_1, \alpha_2$ are hyper-parameters, y_{QM} is the label of Q_{Mix} .

During validation and testing, Mixup-3T takes only one episode as input. Concretely, the episode E_{T_val} from the auxiliary target dataset D_{aux} is used for validation and the episode E_{T_test} sampled from the target novel dataset D_{Tn} is for testing. Likewise, E_{T_val} is divided into query set Q_{T_val} and support set S_{T_val} , and E_{T_test} is divided into query set Q_{T_test} and support set S_{T_test} . Then, the features are extracted and sent to the GNN classifier to produce logit. For validation, cross-entropy loss is used to calculate the target validation loss L_{T_val} . As for testing, the class of max output logit is regarded as the prediction. The equations for validation and testing are written in Eq. 6 and Eq. 7:

$$L_{T_val} = \sum CE(g_{cls}(f(Q_{T_val}), f(S_{T_val})), y_{QTV}) \quad (6)$$

$$C = \operatorname{argmax} g_{cls}(f(Q_{T_test}), f(S_{T_test})) \quad (7)$$

where C is the prediction class, y_{QTV} is the label of Q_{T_val} .

DRGN. The dynamic ratio generation network is made up of three FC layers followed by a sigmoid activation, for the insight that three layers of MLP have the ability to approximate almost any function. To dynamically generate the mix ratio according to the current state of Mixup-3T network, the ratio generation network takes the target validation loss L_{T_val} of Mixup-3T as input and generates the target guided mix ratio λ_{TG} , according to Eq. 8:

$$\lambda_{TG} = g_G(L_{T_val}) \quad (8)$$

3.4 Training and Inference

Training. We adopt a bi-level meta-learning strategy to train the entire TGDM framework. It consists of two nested optimization levels. Concretely, in the first level, the framework takes a single gradient step and then rectifies DRGN on auxiliary target data to achieve good performance in the target domain. The second level is to use the rectified DRGN to produce guided mix ratio λ_{TG} for Mixup-3T training. For better identification, we use the symbol caret ($\hat{\cdot}$) to distinguish data of different levels. With this strategy, both modules of Mixup-3T and DRGN will be optimized iteratively. The pseudo-code of this process is illustrated in Algorithm 1.

In the first level, we conduct pseudo backward propagation to Mixup-3T and validate the performance of Mixup-3T on auxiliary target data, then, update the parameters of DRGN. Concretely, two episodes E_S and E_T are randomly sampled from D_{S_b} and D_{aux} , respectively, while each episode contains $N * (k + n_q)$ images. In order to avoid overfitting problem, we do not reuse E_T as validation data, but sample another episode E_{T_val} of $N * (k + n_q)$ images randomly from D_{aux} . Then, the target validation loss $L_{T_val}^t$ calculated from the last iteration is fed into DRGN to produce the mix ratio $\hat{\lambda}^t$. As for the first iteration, we calculate $L_{T_val}^t$ on auxiliary target data according to Eq. 6. After $\hat{\lambda}_{TG}^t$ is calculated, two episodes E_S and E_T together with mix ratio $\hat{\lambda}_{TG}^t$ are fed into Mixup-3T network and the few-shot classification loss \hat{L}_{FSL}^t is calculated according to Eq. 5. After that, we do pseudo backward propagation by \hat{L}_{FSL}^t and update θ^t as $\hat{\theta}^t$. Technically, the pseudo backward propagation refers to doing backward propagation and updating parameters on a copy of Mixup-3T network instead of the original one. Then, to validate the performance of this gradient descent step, E_{T_val} are fed into Mixup-3T and the target validation loss $\hat{L}_{T_val}^t$ is calculated according to Eq. 6. Finally, we do backward propagation to update ω as ω^{t+1} with $\hat{L}_{T_val}^t$ for the purpose of utilizing the auxiliary target data to guide the mixup operation.

After optimized with the target validation loss $\hat{L}_{T_val}^t$, DRGN is supposed to regenerate an optimal mix ratio λ_{TG} for target domain and current model state. Therefore, in the second loop, we use the regenerated λ_{TG} to optimize Mixup-3T. Concretely, $L_{T_val}^t$ is firstly fed into DRGN to regenerate λ_{TG}^t by Eq. 8. Secondly, E_T , E_S together with λ_{TG}^t are fed into Mixup-3T network to calculate few-shot classification loss L_{FSL}^t by Eq. 5. Then, L_{FSL}^t is backward propagated to optimize θ^t and get the θ^{t+1} . At last, we validate the performance of Mixup-3T on auxiliary target data E_{T_val} and the according loss $L_{T_val}^{t+1}$ is calculated for next iteration by Eq. 6.

Inference. As for inference, an episode E_{T_test} of $N * (k + n_q)$ images in N-way k-shot form is randomly sampled from D_{T_n} . Then, E_{T_test} is fed into Mixup-3T to predict labels according to Eq. 7.

4 EXPERIMENT

Datasets: Mini-Imagenet [28] is utilized as source dataset D_S , and the other four datasets, including CUB [41], Cars [20], Places [49], and Plantae [38] are regarded as target datasets D_T . We follow meta-FDMixup [8] and obtain three disjoint sub-datasets: 1) source base dataset D_{S_b} , 2) auxiliary target dataset D_{aux} , and 3) target

Algorithm 1 TGDM framework

Input: Source base dataset D_{S_b} , auxiliary target data D_{aux} , max iteration T

Output: Mixup-3T f_{M3} network's parameter θ^T

- 1: Initialize the Mixup-3T network parameter θ^0 , DRGN parameter ω^0 and $t = 0$
 - 2: Sample episode E_{T_val} from D_{aux}
 - 3: Calculate target validation loss $L_{T_val}^0$ by Eq. 6
 - 4: **while** $t < T$ **do**
 - 5: Sample episodes: E_S from D_{S_b} and E_T, E_{T_val} from D_{aux}
 - 6: Calculate target guided mix ratio $\hat{\lambda}_{TG}^t$ by Eq. 8
 - 7: Input E_S, E_T to f_{M3} and obtain \hat{L}_{FSL}^t by Eq. 5
 - 8: Update $\hat{\theta}^t$ by pseudo backward propagation with \hat{L}_{FSL}^t
 - 9: Input E_{T_val} to f_{M3} and obtain $\hat{L}_{T_val}^t$ by Eq. 6
 - 10: Update ω^{t+1} by backward propagation with $\hat{L}_{T_val}^t$
 - 11: Calculate λ_{TG}^t by Eq. 8
 - 12: Input E_S, E_T to f_{M3} and obtain L_{FSL}^t by Eq. 5
 - 13: Update θ^{t+1} by backward propagation with L_{FSL}^t
 - 14: Use E_{T_val} as input and obtain $L_{T_val}^{t+1}$ by Eq. 6
 - 15: **end while**
-

novel dataset D_{T_n} . Specifically, we train our framework on D_{S_b} and D_{aux} , and test on D_{T_n} .

Implementation Details: A pre-trained ResNet10 [16] provided by FWT [37] is used as the feature extractor. The hyper-parameters α_0, α_1 and α_2 in Eq. 5 are assigned with 0.25, 0.25 and 0.5, respectively. We train the whole network for 400 epochs and every epoch has 100 iterations. Therefore, the max-iteration T is set to 40000. The model trained by the last epoch is recorded for testing. Adam is utilized as the optimizer in the training strategy, and the initial learning rates of Mixup-3T and DRGN are 0.001 and 0.0001, respectively. The weight decay of DRGN is set to $1e-5$. During testing, we do 5-way k-shot classification on D_{T_n} . Concretely, we randomly sample an episode from D_{T_n} and feed it into the Mixup-3T to test the performance. For a certain episode, 5 classes, k support, and 15 query images are contained. This testing operation is repeated 10000 times, and the mean accuracy is reported as the final result.

Competitors and Baselines: Several FSL and CD-FSL methods are compared including MatchingNet [40], RelationNet [34], GNN [13], ATA [42], Wave-SAN [10] and Meta-FDMixup [8]. Except [8], the other competitors do not use auxiliary data. The backbones of these works are unified to ResNet10. Besides, we add the auxiliary target data to the original training data of [33] and [10], re-run these two methods, and mark them as m-LRP and m-WaveSAN. Three baselines including s-base, m-base, and base-M3T are used. The s-base is trained only with source data. The m-base is trained with the merged data of the source images and the auxiliary target images, which is the simplest way to utilize the auxiliary target data. The other baseline is base-M3T. Base-M3T is to train Mixup-3T with the vanilla mixup which the mix ratio is not guided by the target data. Concretely, in base-M3T, rather than generating λ_{TG} by DRGN, the mix ratio is randomly sampled from the Beta distribution. All the baselines use ResNet10 as the feature extractor and GNN as the classifier.

5-way 1-shot		D_{aux}	CUB	Cars	Places	Plantae
FSL	MatchingNet[40]	-	35.89±0.51	30.77±0.47	49.86±0.79	32.70±0.60
	RelationNet[34]	-	42.44±0.77	29.11±0.60	48.64±0.85	33.17±0.64
	GNN[13]	-	45.69±0.68	31.79±0.51	53.10±0.80	35.60±0.56
CD-FSL	ATA[42]	-	45.00±0.50	33.61±0.40	53.57±0.50	34.42±0.40
	Wave-SAN[10]	-	50.25±0.74	33.55±0.61	57.75±0.82	40.71±0.66
	m-LRP[33]	✓	59.23±0.58	46.88±0.53	57.92±0.58	49.11±0.54
	m-WaveSAN[10]	✓	63.59±0.85	50.06±0.76	59.89±0.86	51.99±0.81
	meta-FDMixup[8]	✓	63.24±0.82	51.31±0.83	58.22±0.82	51.03±0.81
Baseline	m-base[8]	✓	57.65±0.80	46.03±0.72	55.70±0.79	48.25±0.74
	base-M3T (ours)	✓	63.87±0.26	49.02±0.24	59.99±0.26	51.65±0.25
	TGDM (ours)	✓	64.80±0.26	50.70±0.24	61.88±0.26	52.39±0.25
5-way 5-shot		D_{aux}	CUB	Cars	Places	Plantae
FSL methods	MatchingNet[40]	-	51.37±0.77	38.99±0.64	63.16±0.77	46.53±0.68
	RelationNet[34]	-	57.77±0.69	37.33±0.68	63.32±0.76	44.00±0.60
	GNN[13]	-	62.2±50.65	44.28±0.63	70.84±0.65	52.53±0.59
CD-FSL	ATA[42]	-	66.22±0.50	49.14±0.40	75.48±0.40	52.69±0.40
	Wave-SAN[10]	-	70.31±0.67	46.11±0.66	76.88±0.63	57.72±0.64
	m-LRP[33]	✓	77.07±0.44	64.38±0.48	77.73±0.45	67.90±0.47
	m-WaveSAN[10]	✓	82.29±0.58	66.93±0.71	80.01±0.60	71.27±0.70
	meta-FDMixup[8]	✓	79.46±0.63	66.52±0.70	78.92±0.63	69.22±0.56
Baseline	m-base[8]	✓	78.08±0.60	63.27±0.70	75.90±0.67	66.69±0.68
	base-M3T (ours)	✓	82.14±0.19	67.58±0.22	81.09±0.19	69.19±0.22
	TGDM (ours)	✓	84.21±0.18	70.99±0.21	81.62±0.19	71.78±0.22

Table 1: The accuracy(%) of four target datasets under 5-way 1-shot and 5-way 5-shot. Among all the competitors and baselines, our TGDM framework achieves the best performance in most cases.

Target Dataset	Validation	Mini-ImageNet CUB	Mini-ImageNet Cars	Mini-ImageNet Places	Mini-ImageNet Plantae
s-base[8]	-	80.87±0.56	80.87±0.56	80.87±0.56	80.87±0.56
m-base[8]	✓	78.94±0.58	80.75±0.55	79.99±0.58	80.51±0.55
Meta-FDMixup[8]	✓	82.29±0.57	81.00±0.58	81.37±0.56	79.64±0.59
base-M3T	-	83.85±0.16	82.87±0.18	84.51±0.17	81.82±0.17
TGDM	-	83.58±0.17	83.33±0.18	85.80±0.16	81.79±0.18

Table 2: The accuracy(%) of Mini-ImageNet under 5-way 5-shot setting. This experiment is conducted to verify that our models can improve target domain performance without the harm on the source domain. The column 'Validation' means whether a method chooses the parameters of the best performance on source validation data.

4.1 Main Result

Results on four target datasets. 5-way 5-shot task and 5-way 1-shot tasks are conducted in this experiment. The experimental results are summarized in Table 1. In Table 1, we compare our method with baselines and competitors. From Table 1, we have the following observations: First of all, our TGDM framework outperforms the other baselines in most cases. Specifically, our framework achieves 84.21%, 70.99%, 81.62%, and 71.78% on CUB, Cars, Places, and Plantae under 5-way 5-shot setting. Our method outperforms the SOTA m-WaveSAN by 1.92%, 4.06%, 1.61% and 0.51%, respectively, which indicates the effectiveness of our TGDM framework. It's also verified that utilizing target guided intermediate domain can help knowledge transfer from the source domain to the target domain. As for 5-way 1-shot setting, TGDM performs best in CUB, Places, and Plantae datasets, exceeding SOTA by 1.21%, 1.99%, and 0.40%. For the Cars dataset, our TGDM framework is very slightly lower

than Meta-FDMixup by 0.61%. Given that the disentangle module is the main contribution of [8], we explain this module works effectively, for the Cars dataset is very distinct from Mini-Imagenet. Secondly, the methods of CD-FSL with few labeled data are higher than other methods, which shows this setting can advance the performance of CD-FSL. Besides, the performances of standard FSL learning methods are much lower than CD-FSL method. It's reasonable that standard FSL learning methods are not designed specifically for knowledge transfer. Thirdly, the base-M3T achieves almost the same performances as the SOTA (Meta-FDMixup and m-WaveSAN), which indicates that the simple randomly chosen mixed data could also benefit the knowledge transfer.

Results on Mini-Imagenet. we also test the performance of our models under 5-way 5-shot setting on Mini-Imagenet to verify that our framework can improve target domain performance without the harm on the source domain. We obtain the parameters of our model from the last iteration, while Meta-FDMixup and m-base choose the

parameters of the best performance on source validation data. From Table 2, it can be observed that: 1) Our models (TGDM and Mixup-3T) still achieve the best performance without using the source validation dataset. Since we use a tri-task learning mechanism in our models, it further indicates that the tri-task learning mechanism can help models to achieve good performance on both source and target datasets. 2) Generally, mixup methods (Meta-FDMixup, base-M3T, TGDM) are better than the non-mixup baselines (m-base, s-base). We explain that the intermediate domain can also help to enhance the diversity of the source domain.

4.2 Ablation Study

We conduct experiment on 5-way 1-shot setting to verify the effectiveness of two components of our framework, which is intermediate domain and dynamic mixup, respectively. The experimental results are shown on Table 3. We design this ablation study in three-fold. Firstly, all baseline methods are trained with Mini-ImageNet and auxiliary target data. Secondly, base-M3T and TGDM utilize the intermediate domain to help knowledge transfer from the source domain to the target domain. Concretely, methods ticked in the intermediate domain column use data with source data and auxiliary target data. And base-M3T obtains the mix ratio λ by randomly choosing a digit from the Beta(1.0, 1.0) distribution. Thirdly, TGDM uses dynamic mixup guided by target data. Concretely, bi-level training strategy is used to guide the generation of mixed data in the intermediate domain.

From Table 3, we can see that: 1) All the three components are effective, for our framework improves base-M3T by 0.93%, 1.68%, 1.89%, and 0.74% on CUB, Cars, Places and Plantae, respectively. Moreover, the performance of base-M3T exceeds that of m-base by 6.22%, 2.99%, 4.29%, and 3.4% on the four target datasets. 2) The m-base is improved by base-M3T significantly, which indicates that the intermediate domain helps to transfer knowledge. Besides, Mixup-3T with tri-task learning can make good use of data of source, target, and intermediate domain. 3) The dynamic mixup component makes further improvements beyond base-M3T, which indicates that our dynamic mixup framework TGDM can find an optimal mix ratio for the target dataset and current model state.

4.3 Analysis

We first record the target guided generated mix ratio λ_{TG} of each epoch for the four target datasets. Intuitively, according to Eq. 1, when the value of λ_{TG} approaches to 0, the proportion of target data rises in the mixed data, while when the value of λ_{TG} approaches to 1, the proportion of target data drops. From Fig. 4, it can be observed as follows: 1) The mix ratio λ_{TG} of each iteration varies from each other, which indicates that the λ_{TG} is guided by the target dataset dynamically. Furthermore, it also shows the necessity of learning mix ratio dynamically, instead of manually tuning. For it's impossible to manually tune the mix ratio for every iteration. 2) All the lines in Fig. 4 have a very similar trend. Generally, this trend can be summarised as three phases. First, the value of λ_{TG} descends and approaches zero in the early iterations. Second, the value rises. Last, the value descends again and converges to around 0.55. There are three major reasons for such phenomenon. 1) The whole framework is designed in the target guided way, so the value

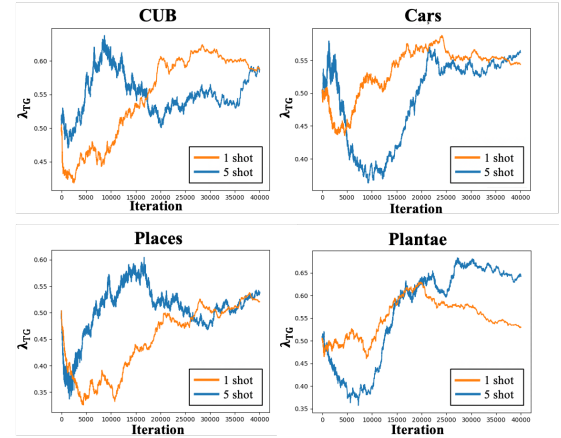


Figure 4: The generated guided mix ratio λ_{TG} in each training iteration for CUB, Cars, Places and Plantae datasets.

of λ_{TG} firstly approaches 0 to raise the proportion of the target data in the first phase. Therefore, the model can achieve good performance on target dataset, which is straightforward. Although for the model trained in cars under 1-shot setting, the line rises at first but descends very quickly around iteration 2500. We explain that it's because the 1-shot learning task is not very stable at the beginning, and the trend drops quickly, which is consistent with our analysis. 2) In the second phase, the rising of λ_{TG} is mainly because of the over-fitting, since the number of auxiliary target data is few. Therefore the proportion of source data increases with λ_{TG} rising so that more diversity is added to the training data. 3) At the last phase, the value of λ_{TG} finally converges to a compromise value between avoiding overfitting and achieving good performance in the auxiliary data.

In order to further illustrate that our TGDM framework can find the optimal mix ratio for the target dataset. We average λ_{TG} over all the iterations as λ_{avg} and then test the performance when the mix ratio is fixed to λ_{avg} . For simplicity, we define this method as M3T-fixed. The average λ_{TG} value for CUB, Cars, Places, and Plantae are 0.5499, 0.4909, 0.5057 and 0.5632, respectively. The results of M3T-fixed under 5-way 1-shot setting are recorded in Table 4. From Table 4, it can be seen that the performance of M3t-fixed is much higher than base-M3T in all datasets. And at some cases, the performances of M3T-mixed are even higher than the TGDM framework. We explain that this is because M3T-fixed utilizes the optimal mix ratio found by TGDM at the beginning of the training process. These results shows that the simple average operation can still find an effective mix ratio, which further indicates that our TGDM framework can automatically find an optimal mix ratio for the target dataset instead of a manually searching process.

4.4 Visualization Result

To intuitively show how our method improves knowledge transfer, we visualize the features extracted by Mixup-3T through t-SNE in Fig. 5. For visualization, we randomly sample five classes from D_{T_n} . Then features are obtained by the feature extractor (ResNet10) in Mixup-3T. After that, all the features are projected into 2-D space. For comparison, we also conduct visualization for m-base model.

	Auxiliary Data	Intermediate Domain	Dynamic Mixup	CUB	Cars	Places	Plantae
m-base	✓	-	-	57.65±0.80	46.03±0.72	55.70±0.79	48.25±0.74
base-M3T	✓	✓	-	63.87±0.26	49.02±0.24	59.99±0.26	51.65±0.25
TGDM	✓	✓	✓	64.80±0.26	50.70±0.24	61.88±0.26	52.39±0.25

Table 3: Ablation study to verify the effectiveness of each component in TGDM framework. We report the results(%) on the CUB, Cars, Places, and Plantae benchmarks under the 5-way-1-shot setting.

Target Dataset	CUB	Cars	Places	Plantae
base-M3T	63.87±0.26	49.02±0.24	59.99±0.26	51.65±0.25
M3T-fixed	66.36±0.26	51.02±0.25	60.80±0.26	51.71±0.25
TGDM	64.80±0.26	50.70±0.24	61.88±0.26	52.39±0.25

Table 4: The results(%) of M3T-fixed under 5-way 1-shot setting are reported to verify that our TGDM framework can automatically find an optimal mix ratio for the target datasets.

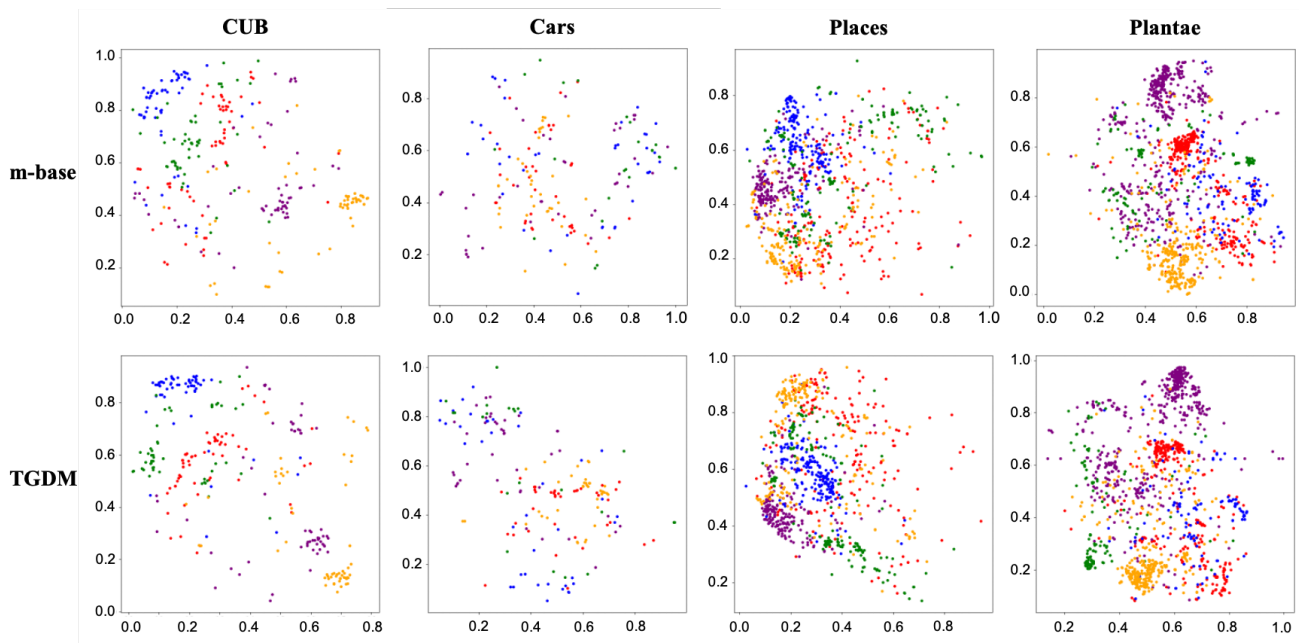


Figure 5: The t-SNE visualization results of our TGDM and m-based under 5-way 5-shot setting. Different color represents different class in an episode, and the episode is randomly chosen from D_{Tn} .

From Fig. 5, it can be observed that compared to m-base model, the feature distributions of our method are more distinct and the inter-class distance is smaller. As a result, it makes the classifier easy to recognize the image and thus achieves better classification performance.

5 CONCLUSION

In this paper, we proposed the TGDM framework that tackles the CD-FSL learning by introducing a target guided intermediate domain for knowledge transfer. The proposed TGDM framework consists of two modules: Mixup-3T for classification and DRGN for dynamic mixup ratio generation. A tri-tasks learning mechanism is adopted in Mixup-3T in order to transfer knowledge with the help

of the intermediate domain. Besides, bi-level meta-learning strategy is utilized together with DRGN to produce a target guided mix ratio and intermediate domain data, which are optimal for the current model and the target domain. Extensive experimental results on several benchmark datasets verify the effectiveness of our method.

6 ACKNOWLEDGEMENT

This work was supported in part by National Natural Science Foundation of China Project (No. 62072116), Shanghai Pujiang Program (No. 20PJ1401900) and Shanghai Science and Technology Program (No. 21JC1400600).

REFERENCES

- [1] Guillaume P Archambault, Yongyi Mao, Hongyu Guo, and Richong Zhang. 2019. Mixup as directional adversarial training. *arXiv preprint arXiv:1906.06875* (2019).
- [2] Jason Bunk, Srinjoy Chattopadhyay, BS Manjunath, and Shivkumar Chandrasekaran. 2021. Adversarially optimized mixup for robust classification. *arXiv preprint arXiv:2103.11589* (2021).
- [3] Kaidi Cao, Jingwei Ji, Zhangjie Cao, Chien-Yi Chang, and Juan Carlos Niebles. 2020. Few-shot video classification via temporal alignment. In *Proceedings of the IEEE/CVF Conference on Computer Vision and Pattern Recognition*. 10618–10627.
- [4] Tung-I Chen, Yueh-Cheng Liu, Hung-Ting Su, Yu-Cheng Chang, Yu-Hsiang Lin, Jia-Fong Yeh, Wen-Chin Chen, and Winston Hsu. 2021. Dual-Awareness Attention for Few-Shot Object Detection. *IEEE Transactions on Multimedia* (2021).
- [5] Zitian Chen, Yanwei Fu, Kaiyu Chen, and Yu-Gang Jiang. 2019. Image block augmentation for one-shot learning. In *Proceedings of the AAAI Conference on Artificial Intelligence*, Vol. 33. 3379–3386.
- [6] Rajshekhkar Das, Yu-Xiong Wang, and José MF Moura. 2021. On the importance of distractors for few-shot classification. In *Proceedings of the IEEE/CVF International Conference on Computer Vision*. 9030–9040.
- [7] Chelsea Finn, Pieter Abbeel, and Sergey Levine. 2017. Model-agnostic meta-learning for fast adaptation of deep networks. In *International conference on machine learning*. PMLR, 1126–1135.
- [8] Yuqian Fu, Yanwei Fu, and Yu-Gang Jiang. 2021. Meta-FDMixup: Cross-Domain Few-Shot Learning Guided by Labeled Target Data. In *Proceedings of the 29th ACM International Conference on Multimedia*. 5326–5334.
- [9] Yuqian Fu, Chengrong Wang, Yanwei Fu, Yu-Xiong Wang, Cong Bai, Xiangyang Xue, and Yu-Gang Jiang. 2019. Embodied one-shot video recognition: Learning from actions of a virtual embodied agent. In *Proceedings of the 27th ACM International Conference on Multimedia*. 411–419.
- [10] Yuqian Fu, Yu Xie, Yanwei Fu, Jingjing Chen, and Yu-Gang Jiang. 2022. WaveSAN: Wavelet based Style Augmentation Network for Cross-Domain Few-Shot Learning. *arXiv preprint arXiv:2203.07656* (2022).
- [11] Yuqian Fu, Li Zhang, Junke Wang, Yanwei Fu, and Yu-Gang Jiang. 2020. Depth guided adaptive meta-fusion network for few-shot video recognition. In *Proceedings of the 28th ACM International Conference on Multimedia*. 1142–1151.
- [12] Jixiang Gao, Jingjing Chen, Huazhu Fu, and Yu-Gang Jiang. 2022. Dynamic Mixup for Multi-Label Long-Tailed Food Ingredient Recognition. *IEEE Transactions on Multimedia* (2022).
- [13] Victor Garcia and Joan Bruna. 2017. Few-shot learning with graph neural networks. *arXiv preprint arXiv:1711.04043* (2017).
- [14] Hongyu Guo, Yongyi Mao, and Richong Zhang. 2019. Mixup as locally linear out-of-manifold regularization. In *Proceedings of the AAAI Conference on Artificial Intelligence*, Vol. 33. 3714–3722.
- [15] Yunhui Guo, Noel C Codella, Leonid Karlinsky, James V Codella, John R Smith, Kate Saenko, Tajana Rosing, and Rogerio Feris. 2020. A broader study of cross-domain few-shot learning. In *European Conference on Computer Vision*. Springer, 124–141.
- [16] Kaiming He, Xiangyu Zhang, Shaoqing Ren, and Jian Sun. 2016. Deep residual learning for image recognition. In *Proceedings of the IEEE conference on computer vision and pattern recognition*. 770–778.
- [17] Dan Hendrycks, Norman Mu, Ekin D Cubuk, Barret Zoph, Justin Gilmer, and Balaji Lakshminarayanan. 2019. Augmix: A simple data processing method to improve robustness and uncertainty. *arXiv preprint arXiv:1912.02781* (2019).
- [18] Zhong Ji, Zhishen Hou, Xiyao Liu, Yanwei Pang, and Jungong Han. 2022. Information Symmetry Matters: A Modal-Alternating Propagation Network for Few-Shot Learning. *IEEE Transactions on Image Processing* (2022).
- [19] Jang-Hyun Kim, Wonho Choo, and Hyun Oh Song. 2020. Puzzle mix: Exploiting saliency and local statistics for optimal mixup. In *International Conference on Machine Learning*. PMLR, 5275–5285.
- [20] Jonathan Krause, Michael Stark, Jia Deng, and Li Fei-Fei. 2013. 3d object representations for fine-grained categorization. In *Proceedings of the IEEE international conference on computer vision workshops*. 554–561.
- [21] Kai Li, Yulun Zhang, Kumpeng Li, and Yun Fu. 2020. Adversarial feature hallucination networks for few-shot learning. In *Proceedings of the IEEE/CVF Conference on Computer Vision and Pattern Recognition*. 13470–13479.
- [22] Hanwen Liang, Qiong Zhang, Peng Dai, and Juwei Lu. 2021. Boosting the Generalization Capability in Cross-Domain Few-shot Learning via Noise-enhanced Supervised Autoencoder. In *Proceedings of the IEEE/CVF International Conference on Computer Vision*. 9424–9434.
- [23] Xiao Lin, Meng Ye, Yunye Gong, Giedrius Buracas, Nikoletta Basiou, Ajay Divakaran, and Yi Yao. 2021. Modular Adaptation for Cross-Domain Few-Shot Learning. *arXiv preprint arXiv:2104.00619* (2021).
- [24] Xiyao Liu, Zhong Ji, Yanwei Pang, and Zhongfei Zhang. 2021. Self-Taught Cross-Domain Few-Shot Learning with Weakly Supervised Object Localization and Task-Decomposition. *arXiv preprint arXiv:2109.01302* (2021).
- [25] Zhijun Mai, Guosheng Hu, Dexiong Chen, Fumin Shen, and Heng Tao Shen. 2021. Metamixup: Learning adaptive interpolation policy of mixup with metalearning. *IEEE Transactions on Neural Networks and Learning Systems* (2021).
- [26] Nikhil Mishra, Mostafa Rohaninejad, Xi Chen, and Pieter Abbeel. 2017. A simple neural attentive meta-learner. *arXiv preprint arXiv:1707.03141* (2017).
- [27] Cheng Perng Phoo and Bharath Hariharan. 2020. Self-training for few-shot transfer across extreme task differences. *arXiv preprint arXiv:2010.07734* (2020).
- [28] Sachin Ravi and Hugo Larochelle. 2016. Optimization as a model for few-shot learning. (2016).
- [29] Mengye Ren, Wenyuan Zeng, Bin Yang, and Raquel Urtasun. 2018. Learning to reweight examples for robust deep learning. In *International conference on machine learning*. PMLR, 4334–4343.
- [30] Andrei A Rusu, Dushyant Rao, Jakub Sygnowski, Oriol Vinyals, Razvan Pascanu, Simon Osindero, and Raia Hadsell. 2018. Meta-learning with latent embedding optimization. *arXiv preprint arXiv:1807.05960* (2018).
- [31] Jun Shu, Qi Xie, Lixuan Yi, Qian Zhao, Sanping Zhou, Zongben Xu, and Deyu Meng. 2019. Meta-weight-net: Learning an explicit mapping for sample weighting. *Advances in neural information processing systems* 32 (2019).
- [32] Jake Snell, Kevin Swersky, and Richard Zemel. 2017. Prototypical networks for few-shot learning. *Advances in neural information processing systems* 30 (2017).
- [33] Jiamei Sun, Sebastian Lapuschkin, Wojciech Samek, Yuning Zhao, Ngai-Man Cheung, and Alexander Binder. 2021. Explanation-guided training for cross-domain few-shot classification. In *2020 25th International Conference on Pattern Recognition (ICPR)*. IEEE, 7609–7616.
- [34] Flood Sung, Yongxin Yang, Li Zhang, Tao Xiang, Philip HS Torr, and Timothy M Hospedales. 2018. Learning to compare: Relation network for few-shot learning. In *Proceedings of the IEEE conference on computer vision and pattern recognition*. 1199–1208.
- [35] Hao Tang, Zechao Li, Zhimao Peng, and Jinhui Tang. 2020. BlockMix: Meta Regularization and Self-Calibrated Inference for Metric-Based Meta-Learning. In *ACM Multimedia*. 610–618.
- [36] Hung-Yu Tseng, Hsin-Ying Lee, Jia-Bin Huang, and Ming-Hsuan Yang. 2020. Cross-domain few-shot classification via learned feature-wise transformation. *arXiv preprint arXiv:2001.08735* (2020).
- [37] Hung-Yu Tseng, Hsin-Ying Lee, Jia-Bin Huang, and Ming-Hsuan Yang. 2020. Cross-domain few-shot classification via learned feature-wise transformation. *arXiv preprint arXiv:2001.08735* (2020).
- [38] Grant Van Horn, Oisin Mac Aodha, Yang Song, Yin Cui, Chen Sun, Alex Shepard, Hartwig Adam, Pietro Perona, and Serge Belongie. 2018. The inaturalist species classification and detection dataset. In *Proceedings of the IEEE conference on computer vision and pattern recognition*. 8769–8778.
- [39] Vikas Verma, Alex Lamb, Christopher Beckham, Amir Najafi, Ioannis Mitliagkas, David Lopez-Paz, and Yoshua Bengio. 2019. Manifold mixup: Better representations by interpolating hidden states. In *International Conference on Machine Learning*. PMLR, 6438–6447.
- [40] Oriol Vinyals, Charles Blundell, Timothy Lillicrap, Daan Wierstra, et al. 2016. Matching networks for one shot learning. *Advances in neural information processing systems* 29 (2016).
- [41] Catherine Wah, Steve Branson, Peter Welinder, Pietro Perona, and Serge Belongie. 2011. The caltech-ucsd birds-200-2011 dataset. (2011).
- [42] Haoqing Wang and Zhi-Hong Deng. 2021. Cross-domain few-shot classification via adversarial task augmentation. *arXiv preprint arXiv:2104.14385* (2021).
- [43] Han Wu, Chunfeng Song, Shaolong Yue, Zhenyu Wang, Jun Xiao, and Yanyang Liu. 2022. Dynamic video mix-up for cross-domain action recognition. *Neuro-computing* 471 (2022), 358–368.
- [44] Takumi Yamaguchi and Masahiro Murakawa. 2021. Mixup Gamblers: Learning to Abstain with Auto-Calibrated Reward for Mixed Samples. In *International Conference on Artificial Neural Networks*. Springer, 287–294.
- [45] Jiliang Yan, Deming Zhai, Junjun Jiang, and Xianming Liu. 2021. Target-guided Adaptive Base Class Reweighting for Few-Shot Learning. In *Proceedings of the 29th ACM International Conference on Multimedia*. 5335–5343.
- [46] Fupin Yao. 2021. Cross-domain few-shot learning with unlabelled data. *arXiv preprint arXiv:2101.07899* (2021).
- [47] Sangdoon Yun, Dongyoon Han, Seong Joon Oh, Sanghyuk Chun, Junsuk Choe, and Youngjoon Yoo. 2019. Cutmix: Regularization strategy to train strong classifiers with localizable features. In *Proceedings of the IEEE/CVF international conference on computer vision*. 6023–6032.
- [48] Hongyi Zhang, Moustapha Cisse, Yann N Dauphin, and David Lopez-Paz. 2017. mixup: Beyond empirical risk minimization. *arXiv preprint arXiv:1710.09412* (2017).
- [49] Bolei Zhou, Agata Lapedriza, Aditya Khosla, Aude Oliva, and Antonio Torralba. 2017. Places: A 10 million image database for scene recognition. *IEEE transactions on pattern analysis and machine intelligence* 40, 6 (2017), 1452–1464.
- [50] Linjun Zhou, Peng Cui, Xu Jia, Shiqiang Yang, and Qi Tian. 2020. Learning to select base classes for few-shot classification. In *Proceedings of the IEEE/CVF Conference on Computer Vision and Pattern Recognition*. 4624–4633.