

SELF-SUPERVISED DEBIASING USING LOW RANK REGULARIZATION

Geon Yeong Park¹, Chanyong Jung¹, Jong Chul Ye^{2,1*}, Sang Wan Lee^{1*}

Department of Bio and Brain Engineering¹, Kim Jaechul Graduate School of AI²

KAIST

{pky3436, jcy132, jong.ye, sangwan}@kaist.ac.kr

ABSTRACT

Spurious correlations can cause strong biases in deep neural networks, impairing generalization ability. While most of existing debiasing methods require full supervisions on either spurious attributes or target labels, training a debiased model from a limited amount of both annotations is still an open issue. To overcome such limitations, we first examined an interesting phenomenon by the spectral analysis of latent representations: spuriously correlated, easy-to-learn attributes make neural networks inductively biased towards encoding lower effective rank representations. We also show that a rank regularization can amplify this bias in a way that encourages highly correlated features. Motivated by these observations, we propose a self-supervised debiasing framework that is potentially compatible with unlabeled samples. We first pretrain a biased encoder in a self-supervised manner with the rank regularization, serving as a semantic bottleneck to enforce the encoder to learn the spuriously correlated attributes. This biased encoder is then used to discover and upweight bias-conflicting samples in a downstream task, serving as a boosting to effectively debias the main model. Remarkably, the proposed debiasing framework significantly improves the generalization performance of self-supervised learning baselines and, in some cases, even outperforms state-of-the-art supervised debiasing approaches.

1 INTRODUCTION

While modern deep learning solves several challenging tasks successfully, a series of recent works (Geirhos et al., 2018; Gururangan et al., 2018; Feldman et al., 2015) have reported that the high accuracy of deep networks on in-distribution samples does not always guarantee low test error on out-of-distribution (OOD) samples, especially in the context of spurious correlations. Arjovsky et al. (2019); Nagarajan et al. (2020); Tsipras et al. (2018) suggest that the deep networks can be potentially biased to the spuriously correlated attributes, or dataset bias, which are misleading statistical heuristics that are closely correlated but not causally related to the target label. In this regard, several recent works explain this phenomenon through the lens of simplicity bias (Rahaman et al., 2019; Neyshabur et al., 2014; Shah et al., 2020) of gradient descent-based deep networks optimization; deep networks prefer to rely on spurious features which are more “simpler” to learn, e.g., more linear.

These catastrophic pitfalls of dataset bias have facilitated the development of debiasing methods, which can be roughly categorized into approaches (1) leveraging annotations of spurious attributes, i.e., bias label (Kim et al., 2019; Sagawa et al., 2019; Wang et al., 2020; Tartaglione et al., 2021), (2) presuming specific type of bias, e.g., color and texture (Bahng et al., 2020; Wang et al., 2019; Ge et al., 2021) or (3) without using explicit kinds of supervisions on dataset bias (Liu et al., 2021; Nam et al., 2020; Lee et al., 2021; Levy et al., 2020; Zhang et al., 2022).

While substantial technical advances have been made in this regard, these approaches still fail to address the open problem: how to train a debiased classifier by fully exploiting unlabeled samples lacking *both* bias and target label. More specifically, while the large-scale unlabeled dataset can

*Co-corresponding authors.

be potentially biased towards spuriously correlated sensitive attributes, e.g., ethnicity, gender, or age (Abid et al., 2021; Agarwal et al., 2021), most existing debiasing frameworks are not designed to deal with this unsupervised settings. Moreover, recent works on self-supervised learning have reported that self-supervised learning may still suffer from poor OOD generalization (Geirhos et al., 2020; Chen et al., 2021; Robinson et al., 2021; Tsai et al., 2021) when such dataset bias still remains after applying data augmentations.

To address this question, we first made a series of observations about the dynamics of representations complexity by controlling the degree of spurious correlations in synthetic simulations. Interestingly, we found that spurious correlations suppress the effective rank (Roy & Vetterli, 2007) of latent representations, which severely deteriorates the semantic diversity of representations and leads to the degradation of feature discriminability. Another notable aspect of our findings is that the intentional increase of feature redundancy leads to amplifying “prejudice” in neural networks. To be specific, as we enforce the correlation among latent features to regularize the effective rank of representations (i.e., rank regularization), the accuracy on bias-conflicting samples quickly declines while the model still performs reasonably well on the bias-aligned¹ samples.

Inspired by these observations, we propose a self-supervised debiasing framework that can fully utilize potentially biased unlabeled samples. We pretrain (1) a biased encoder with rank regularization, which serves as a semantic bottleneck limiting the semantic diversity of feature components, and (2) the main encoder with standard self-supervised learning approaches. Specifically, the biased encoder affords us the leverage to uncover spurious correlations and identify bias-conflicting training samples in a downstream task.

Various experiments on real-world biased datasets demonstrate that retraining linear classifier in the last layer with upweighting identified bias-conflicting samples significantly improves the OOD generalization in the linear evaluation protocol (Oord et al., 2018), even without making any modifications on the pretrained encoder. Our approach improves the accuracy on bias-conflicting evaluation set by 36.4% \rightarrow 59.5%, 48.6% \rightarrow 58.4% on UTKFace (Zhang et al., 2017) and CelebA (Liu et al., 2015) with age and gender bias, respectively, compared to the best self-supervised baseline. Moreover, we found that the proposed framework outperforms state-of-the-art supervised debiasing methods in semi-supervised learning problem with CelebA.

2 LOW-RANK BIAS OF BIASED REPRESENTATIONS

2.1 PRELIMINARIES

Preliminaries. To evaluate the semantic diversity of given representation matrix, we introduce *effective rank* (Roy & Vetterli, 2007) which is a widely used metric to measure the effective dimensionality of matrix and analyze the spectral properties of features in neural networks (Arora et al., 2019; Razin & Cohen, 2020; Huh et al., 2021; Baratin et al., 2021):

Definition 2.1 Given the matrix $X \in \mathbb{R}^{m \times n}$ and its singular values $\{\sigma_i\}_{i=1}^{\min(m,n)}$, the effective rank ρ of X is defined as the shannon entropy of normalized singular values:

$$\rho(X) = - \sum_{i=1}^{\min(m,n)} \bar{\sigma}_i \log \bar{\sigma}_i, \quad (1)$$

where $\bar{\sigma}_i = \sigma_i / \sum_k \sigma_k$ is i -th normalized singular value. Without loss of generality, we omit the exponentiation of $\rho(X)$ as done in Roy & Vetterli (2007).

Effective rank is also referred to as spectral entropy where its value is maximized when the singular values are all equal and minimized when a top singular value dominates relative to all others. Recent works (Chen et al., 2019b;a) have revealed that the discriminability of representations resides on wide range of eigenvectors since the rich discriminative information for the classification

¹The *bias-aligned* samples refer to data with a strong correlation between (potentially latent) spurious features and target labels. The *bias-conflicting* samples refer to the opposite cases where spurious correlations do not exist.

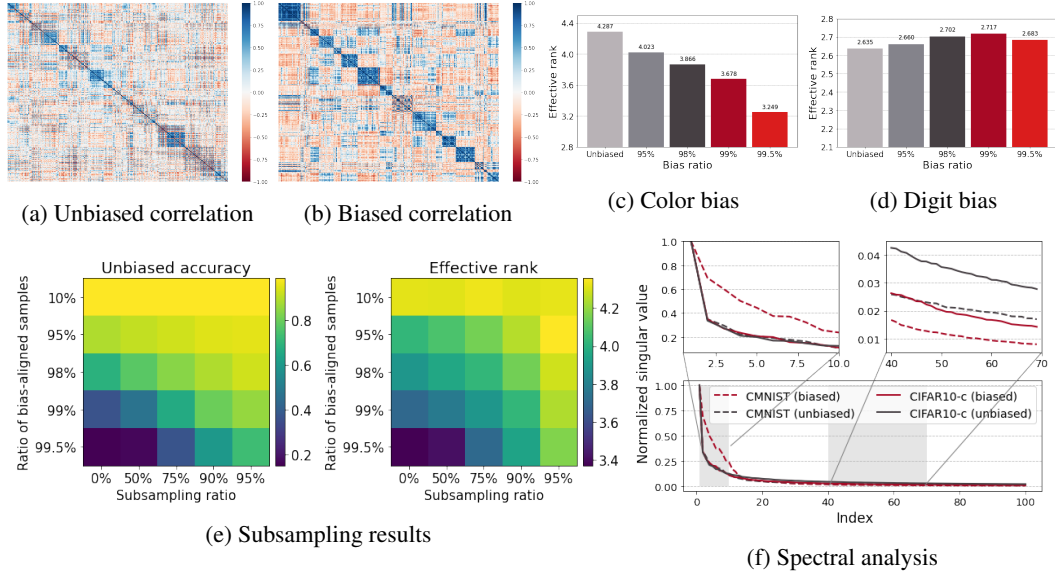


Figure 1: Empirical analysis on rank reduction phenomenon. **(a, b)**: Hierarchically clustered auto-correlation matrix of unbiased and biased representations (Bias ratio=99%). **(c, d)**: Effective rank with treating color or digit as dataset bias, respectively. ‘Unbiased’ represents the case training model with perfectly unbiased dataset, i.e., assign random color for each training sample. **(e)**: Unbiased test accuracy (left) and effective rank (right) measured with subsampling bias-aligned samples. Subsampling ratio denotes the ratio of removed samples among the total bias-aligned samples. **(f)**: SVD analysis with max-normalized singular values. Top 100 values are shown in the figure (Total: 256).

task cannot be transmitted by only few eigenvectors with top singular values. Thus from a spectral analysis perspective, effective rank quantifies how diverse the semantic information encoded by each eigenfeature are, which is closely related to the feature discriminability across target label categories. In the rest of paper, we interchangeably use effective rank and rank by following prior works.

2.2 SPECTRAL ANALYSIS OF THE BIAS-RANK RELATIONSHIPS

Degree of spurious correlations. We now present experiments showing that the deep networks may tend to encode lower rank representations in the presence of stronger spurious correlations. To arbitrarily control the degree of spurious correlations, we introduce synthetic biased datasets, Color-MNIST (CMNIST) and Corrupted CIFAR-10 (CIFAR-10C) (Hendrycks & Dietterich, 2019), with color and corruption bias types, respectively. We define the degree of spurious correlations as the ratio of bias-aligned samples included in the training set, or bias ratio, where most of the samples are bias-aligned in the context of strong spurious correlations. Figure 1c shows that the rank of latent representations from a penultimate layer of the classifier decreases as the bias ratio increases in CMNIST. We provide similar rank reduction results of CIFAR-10C in the supplementary material.

We further compare the correlation matrix of biased and unbiased latent representations in the penultimate layer of biased and unbiased classifiers, respectively. In Figure 1a and 1b, we observe that the block structure in the correlation matrix is more evident in the biased representations after the hierarchical clustering, indicating that the features become highly correlated which may limit the maximum information capacity of networks.

We also measure the effective rank by varying the subsampling ratio (Japkowicz & Stephen, 2002) of bias-aligned samples. Subsampling controls the trade-off between the dataset size and the ratio of bias-conflicting samples to bias-aligned samples, i.e., conflict-to-align ratio, where subsampling of bias-aligned samples reduces the dataset size but increases the conflict-to-align ratio. Figure

It shows that the effective rank is aligned well with the conflict-to-align ratio or generalization performance, whereas it is not along with the dataset size.

Simplicity bias. Here, we argue that the rank reduction is rooted in the simplicity bias (Shah et al., 2020; Hermann & Lampinen, 2020) of deep networks. Specifically, we reverse the task where the color is now treated as a target variable of networks, and the digit is spuriously correlated to the color, as done in (Nam et al., 2020). Digits are randomly assigned to color in an unbiased evaluation set. Figure 1d shows that the rank reduction is not reproduced in this switched context where the baseline levels of effective rank are inherently low. It intuitively implies that the rank reduction is evidence of reliance on easier-to-learn features, where the rank does not decrease progressively if the representation is already sufficiently simplified.

Spectral analysis. To investigate the rank reduction phenomenon in-depth, we compare the normalized singular values of biased and unbiased representations. Specifically, we conduct singular value decomposition (SVD) on the feature matrices of both biased and unbiased classifiers and plot the singular values normalized by the spectral norm of the corresponding matrix. Figure 1f shows that the top few normalized singular values of biased representations are similar to or even greater than that of unbiased representations. However, the remaining majority of singular values decay significantly faster in biased representations, greatly weakening the informative signals of eigenvectors with smaller singular values and deteriorating feature discriminability (Chen et al., 2019b;a).

2.3 RANK REGULARIZATION

Motivated from the rank reduction phenomenon, we ask an opposite-directional question: “Can we intentionally amplify the prejudice of deep networks by *maximizing* the redundancy between the components of latent representations?”. If the feature components are extremely correlated, the corresponding representations may exhibit most of its spectral energy along the direction of one singular vector. For this case, effective rank may converge to 0. In other words, our goal is to design a *semantic bottleneck* of representations which restricts the semantic diversity of feature vectors. To implement the bottleneck in practice, we compute the auto-correlation matrix of the output of encoder. Throughout the paper, we denote $x \in \mathbb{R}^m$ and $y \in \mathcal{Y}$ as m -dimensional input sample and its corresponding predicting label, respectively. Then we denote $X = \{x_k\}_{k=1}^n$ as a batch of n samples from a dataset which is fed to an encoder $f_\theta : \mathbb{R}^m \rightarrow \mathbb{R}^d$, parameterized by θ . Then we construct a matrix $Z \in \mathbb{R}^{n \times d}$ where each i th row is the output representations of the encoder $f_\theta(x_i)^T$ for $x_i \in X$. Let \bar{Z} denotes the mean-centered Z along the batch dimension. The normalized auto-correlation matrix $C \in \mathbb{R}^{d \times d}$ of \bar{Z} is defined as follow:

$$C_{i,j} = \frac{\sum_{b=1}^n \bar{Z}_{b,i} \bar{Z}_{b,j}}{\sqrt{\sum_{b=1}^n \bar{Z}_{b,i}^2} \sqrt{\sum_{b=1}^n \bar{Z}_{b,j}^2}} \quad \forall 1 \leq i, j \leq d, \quad (2)$$

where b is an index of sample and i, j are index of each vector dimension. Then we define our regularization term as negative of a sum of squared off-diagonal terms in C :

$$\ell_{reg}(X; \theta) = - \sum_i \sum_{j \neq i} C_{i,j}^2, \quad (3)$$

where we refer to it as a rank loss. Note that the target labels on X is not used at all in formulation.

To investigate the impacts of rank regularization, we construct the classification model by combining the linear classifier $f_W : \mathbb{R}^d \rightarrow \mathbb{R}^c$ parameterized by $W \in \mathcal{W}$ on top of the encoder f_θ , where $c = |\mathcal{Y}|$ is the number of classes. Then we trained models by cross entropy loss ℓ_{CE} combined with $\lambda_{reg} \ell_{reg}$, where $\lambda_{reg} > 0$ is a Lagrangian multiplier. We use CMNIST, CIFAR-10C, and Waterbirds dataset (Wah et al., 2011), and evaluate the trained models on an unbiased test set following Nam et al. (2020); Lee et al. (2021). After training models with varying the hyperparameter λ_{reg} , we compare bias-aligned and bias-conflict accuracy, which are the average accuracy on bias-aligned and bias-conflicting samples in the unbiased test set, respectively, for CMNIST and CIFAR-10C. Test accuracy on every individual data group is reported for Waterbirds.

Figure 2 shows that models suffer more from poor OOD generalization as trained with larger λ_{reg} . The average accuracy on bias-conflicting groups is significantly degraded, while the accuracy on bias-aligned groups is maintained to some extent. It implies that rank regularization may force

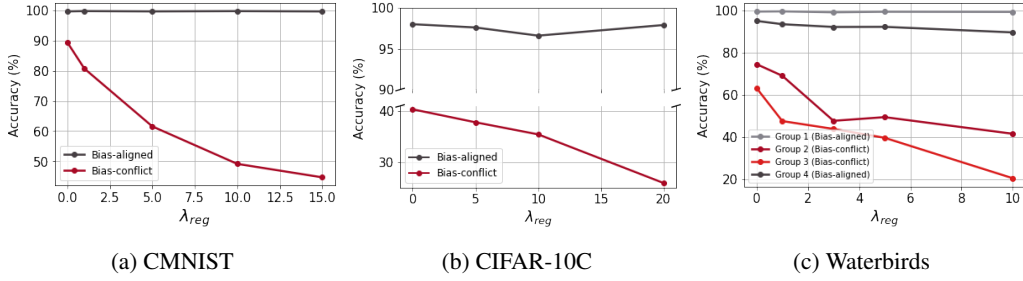


Figure 2: (a, b): Bias-conflict and Bias-aligned accuracy on CMNIST and CIFAR-10C (bias ratio=1%). (c): Group accuracy on Waterbirds.

	Precision (%)	Recall (%)		Precision (%)	Recall (%)
ERM	85.59	19.76	ERM	52.03	0.06
+ Rank reg	98.83	95.91	+ Rank reg	71.39	51.43

(a) CMNIST (b) CIFAR-10C

Table 1: Precision and recall of identified bias-conflicting samples in error set of ERM model trained with and without rank regularization. Bias ratio=1% for both dataset. $\lambda_{reg} = 35$ and $\lambda_{reg} = 20$ are used for CMNIST and CIFAR-10C, respectively. Capacity control techniques (e.g., strong ℓ_2 regularization, early-stopping, Liu et al. (2021); Sagawa et al. (2019)) are not used to emphasize the contribution of rank regularization.

deep networks to focus on spurious attributes. Table 1 supports that the biased models with strong regularization can effectively probe out the bias-conflicting samples in the training set. Specifically, we train a biased classifier with rank regularization and distill an error set E of misclassified training samples as bias-conflicting samples proxies. As reported in Table 1, we empirically observe that our biased classifier is relatively robust to the unintended memorization of bias-conflicting samples (Sagawa et al., 2020) in contrast to the standard models trained by Empirical Risk Minimization (ERM).

3 DEFUND: DEBIASING FRAMEWORK WITH UNLABELED DATA

Motivated by the observations in Section 2, we propose a self-supervised debiasing framework with unlabeled data, coined DeFund. The most important difference from prior works is that the proposed framework can intentionally learn biased representations without human supervision. Recent methods (Bahng et al., 2020; Nam et al., 2020; Liu et al., 2021; Lee et al., 2021; Zhang et al., 2022) train a biased model to uncover the spurious correlations and guide the main model to focus on samples that the biased model struggles to predict, which are seemingly the ones conflicting with the bias. While these methods require a bias label or a target label to train biased representations, we obtain such biased representations for free using self-supervised learning and rank regularization.

The proposed framework is composed of two stages: We first train the biased encoder, which can be potentially adopted to detect the bias-conflicting samples in a downstream task, along with the main encoder by self-supervised learning, both without any labels. After pretraining, we identify the bias-conflicting samples in the downstream task using linear evaluation protocol (Oord et al., 2018; Chen et al., 2020). This set of samples serves as a boosting to debias the main model.

We denote $f_{\theta}^{bias} : \mathcal{X} \rightarrow \mathbb{R}^d$ and $f_{\phi}^{main} : \mathcal{X} \rightarrow \mathbb{R}^d$ as biased encoder and main encoder parameterized by $\theta \in \Theta$ and $\phi \in \Theta$, respectively, where d is the dimensionality of latent representations. Then we can compute the rank loss in (3) with introduced encoders and given batch $\{x_k\}_{k=1}^N$ with size N . Let $f_{W_b}^{cls} : \mathbb{R}^d \rightarrow \mathbb{R}^C$ be a single-layer classifier parameterized by $W_b \in \mathcal{W}$ which is placed on top of biased encoder f_{θ}^{bias} , where $C = |\mathcal{Y}|$ is the number of classes. We similarly define the linear classifier $f_{W_m}^{cls}$ for the main encoder. Then we refer to $f_{\theta}^{bias} : \mathcal{X} \rightarrow \mathbb{R}^C$ as biased

model, where $f^{bias}(x) = f_{W_b}^{cls}(f_{\theta}^{bias}(x)), \forall x \in \mathcal{X}$. We similarly define the main model f^{main} as $f^{main}(x) = f_{W_m}^{cls}(f_{\phi}^{main}(x)), \forall x \in \mathcal{X}$. While the projection networks (Chen et al., 2020; Khosla et al., 2020) are employed as well, we omit the notations because they are not engaged in the linear evaluation after pretraining encoders.

Stage 1. Train biased encoder. To train the biased encoder f_{θ}^{bias} , we revisit the proposed rank regularization term in (3) which can control the effective dimensionality of representations for instance discrimination task. We conjecture that the scope of captured features may be restricted to the easy-to-learn ones if the maximum information capacity of the encoder is strongly suppressed. Based on these intuitions, we apply rank regularization directly to the output of the base encoder, which encourages each feature component to be highly correlated. A simple simulation on the synthetic dataset conceptually clarifies the validity of our intuition, where we figured out that the representation becomes more biased as it is trained with stronger regularization, by measuring the bias metric, which quantifies how much the encoder focus on the short-cut attributes (Details provided in supplementary material). Moreover, while the overall performance may be upper-bounded due to the constraint on effective dimensionality (Jing et al., 2021), we observed that the bias-conflict accuracy is primarily sacrificed compared to the bias-aligned accuracy (Related experiments in Section 4).

Stage 2. Debiasing downstream tasks. After training the biased encoder, our next goal is to debias the main model, pretrained on the same dataset with standard self-supervised learning approaches, e.g., Chen et al. (2020); Chen & He (2021). To achieve this, we recall the recent work which explains the contrastive learning as a protocol inverting the data generating process; Zimmermann et al. (2021) demonstrates that the pretrained encoder with a contrastive loss from the InfoNCE family can recover the true latent factors of variation under some statistical assumptions. That being said, imagine that we have an ideal pretrained encoder of which each output component corresponds to the latent factor of data variation. Then one may expect that this encoder perfectly fits downstream classification tasks, where the only remaining job is to find out the optimal weights of these factors for prediction. However, if most samples in the downstream task are bias-aligned, these samples may misguide the model to upweight the spuriously correlated latent factors. In other words, the model may reach a biased solution even though it encodes well-generalized representations.

The above contradiction elucidates the importance of bias-conflicting samples, which serve as counterexamples of spuriously correlated feature components, thereby preventing the alleged involvement of such components in prediction. Based on these intuitions, we introduce a novel debiasing protocol that probes and upweights bias-conflicting samples to find and fully exploit feature components independent of spurious correlations. We evaluate our framework on two scenarios: linear evaluation and semi-supervised learning. First, following the conventional protocol of self-supervised learning, we conduct linear evaluation (Zhang et al., 2016; Oord et al., 2018), which trains a linear classifier on top of unsupervised pretrained representations by using every labeled training sample. After training a linear classifier $f_{W_b}^{cls}$ with pretrained biased encoder f_{θ}^{bias} given the whole training set $D = \{(x_k, y_k)\}_{k=1}^N$ with size N , an error set E of misclassified samples and corresponding labels is regarded as bias-conflicting pairs. Then we train a linear classifier $f_{W_m}^{cls}$ on frozen representations of main encoder f_{ϕ}^{main} by upweighting the identified samples in E with $\lambda_{up} > 0$. The loss function for *debaised* linear evaluation is defined as follow:

$$\ell_{debias}(D; W_m) = \lambda_{up} \sum_{(x,y) \in E} \ell(x, y; W_m) + \sum_{(x,y) \in D \setminus E} \ell(x, y; W_m), \quad (4)$$

where we use cross entropy loss for $\ell : \mathcal{X} \times \mathcal{Y} \times \mathcal{W} \rightarrow \mathbb{R}^+$. Note that the target labels are only used in training linear classifiers after pretraining.

While linear evaluation is mainly opted for evaluating self-supervised learning methods, we also compare our method directly to other supervised debiasing methods in the context of semi-supervised learning. Here we assume that the training dataset includes only a small amount of labeled samples combined with a large amount of unlabeled samples. As in linear evaluation, we train a linear classifier on top of the biased encoder by using labeled samples. After obtaining an error set E of misclassified samples, we finetuned the whole main model by upweighting the identified samples in E with λ_{up} . Note that supervised baselines are restricted to using only a small fraction of labeled samples, while the proposed approach benefits from the abundant unlabeled samples during training of the biased encoder. The pseudo-code of DeFund is provided in the supplementary material.

Table 2: (Linear evaluation) Bias-conflict and unbiased test accuracy (%) evaluated on UTKFace and CelebA. Models requiring information on target class or dataset bias in (pre)training stage are denoted with ✓ in column Y and B, respectively.

Model	Y	B	UTKFace (age)		UTKFace (gender)		CelebA	
			Conflict	Unbiased	Conflict	Unbiased	Conflict	Unbiased
LNL	✓	✓	45.8	72.6	73.1	84.9	55.9	76.0
EnD	✓	✓	45.3	72.2	75.5	85.5	57.3	76.4
JTT	✓	✗	63.8	69.4	71.2	77.6	62.4	74.7
CVaR DRO	✓	✗	45.7	71.4	68.6	81.0	58.0	76.5
ERM	✓	✗	45.4	71.0	65.7	79.5	54.2	74.1
SimSiam	✗	✗	28.2	62.6	48.5	69.8	39.9	66.7
VICReg	✗	✗	32.3	64.6	51.0	71.3	48.6	71.9
SimCLR	✗	✗	36.4	66.3	56.3	74.2	46.9	69.8
DeFund	✗	✗	59.5	70.6	63.7	74.9	58.4	73.1

4 RESULTS

4.1 METHODS

Dataset. To investigate the effectiveness of the proposed debiasing framework, we evaluate several supervised and self-supervised baselines on UTKFace (Zhang et al., 2017) and CelebA (Liu et al., 2015) in which prior work has observed poor generalization performance due to spurious correlations. Each dataset includes several sensitive attributes, e.g., gender, age, ethnicity, etc. We consider three prediction tasks: For UTKFace, we conduct binary classifications using (Gender, Age) and (Race, Gender) as (target, spurious) attribute pair, which we refer to UTKFace (age) and UTKFace (gender), respectively. For CelebA, we consider (HeavyMakeup, Male) as (target, spurious) attribute pair. Following Nam et al. (2020); Hong & Yang (2021), we report bias-conflict accuracy together with unbiased accuracy, which is evaluated on the explicitly constructed validation set. We exclude the dataset in Figure 2 based on the observations that the encoder trained with SimCLR already encodes invariant representations w.r.t simple spurious attributes, e.g., color bias.

Baselines. We mainly target baselines consisting of recent advanced self-supervised learning methods, SimCLR (Chen et al., 2020), VICReg (Bardes et al., 2021), and SimSiam (Chen & He, 2021), which can be categorized into contrastive (SimCLR) and non-contrastive (VICReg, SimSiam) methods. We further report the performance of vanilla networks trained by ERM, and other supervised debiasing methods such as LNL (Kim et al., 2019), EnD (Tartaglione et al., 2021), and upweighting-based algorithms, JTT (Liu et al., 2021) and CVaR DRO (Levy et al., 2020), which can be categorized into methods that leverage annotations on dataset bias (LNL, EnD) or not (JTT, CVaR DRO).

Optimization setting. Both bias and main encoder is pretrained with SimCLR (Chen et al., 2020) for 100 epochs on UTKFace, and 20 epochs on CelebA, respectively, using ResNet-18, Adam optimizer and cosine annealing learning rate scheduling (Loshchilov & Hutter, 2016). We use a MLP with one hidden layer for projection networks as in SimCLR. All the other baseline results are reproduced by tuning the hyperparameters and optimization settings using the same backbone architecture. We report the results of the model with the highest bias-conflicting test accuracy over those with improved unbiased test accuracy compared to the corresponding baseline algorithms, i.e., SimCLR for ours. The same criteria are applied to supervised baselines, while JTT often sacrifices unbiased accuracy for highly improved bias-conflict accuracy. More details about the dataset and simulation settings are provided in the supplementary material.

4.2 EVALUATION RESULTS

Linear evaluation. The bias-conflict and unbiased test accuracy are summarized in Table 2. We found that DeFund outperforms every self-supervised baseline by a large margin, including SimCLR, SimSiam and VICReg, with respect to both bias-conflict and unbiased accuracy. Moreover, in some cases, DeFund even outperforms ERM models or supervised debiasing approaches regarding

Table 3: (Semi-supervised learning) Bias-conflict and unbiased accuracy evaluated on CelebA. Label fraction is set to 10%. Each first and second ✓ marker represents whether the model requires information on target class or dataset bias in pretraining stage, respectively.

Accuracy	LNL ✓✓	EnD ✓✓	JTT ✓X	CVaR DRO ✓X	ERM ✓X	SimCLR XX	DeFund XX
Bias-conflict (%)	55.7	55.3	51.5	55.6	51.5	50.5	60.5
Unbiased (%)	75.6	76.2	71.4	75.7	73.1	71.6	75.6

bias-conflict accuracy. Note that there is an inherent gap between ERM models and self-supervised baselines, roughly 8.7% on average. Moreover, we found that non-contrastive learning methods generally perform worse than the contrastive learning method. This warns us against training the main model using a non-contrastive learning approach, while it may be a viable option for the biased model. We provide results of the proposed framework implemented with non-contrastive learning methods in the supplementary material.

Semi-supervised learning. To compare the performance of supervised and self-supervised methods in a more fair scenario, we sample 10% of the labeled CelebA training dataset at random for each run. The remaining 90% samples are treated as unlabeled ones and engaged only in pretraining encoders for self-supervised baselines. Labeled samples are provided equally to both supervised and self-supervised methods.

Remarkably, Table 3 shows that the proposed framework outperforms all the other state-of-the-art supervised debiasing methods. Notably, only about 16 samples remain within (Gender=1, HeavyMakeup=1) group after subsampling. Thus it is almost impossible to prevent deep networks from memorizing those samples even with strong regularization if we train the networks from scratch, which explains the failure of existing upweighting protocols such as JTT. In contrast, the proposed framework can fully take advantage of unlabeled samples where contrastive learning help prevent memorization of the minority counterexamples (Xue et al., 2022). It highlights the importance of pretraining using unlabeled samples that most prior debiasing works do not consider. Moreover, such implicit bias of deep networks towards memorizing samples may seriously deteriorate the performance of existing bias-conflicting sample mining algorithms (Kim et al., 2021; Zhao et al., 2021; Nam et al., 2020) when the number of labeled samples is strictly limited. However, such failure is unlikely to be reproduced in the proposed framework since we only train a simple linear classifier on top of a frozen biased encoder to identify such bias-conflicting samples.

Table 4: Ablation study on introduced modules. Accuracy is reported in (%).

Method	UTKFace (age)		UTKFace (gender)		CelebA	
	Conflict	Unbiased	Conflict	Unbiased	Conflict	Unbiased
SimCLR	36.4	66.3	56.3	74.2	46.9	69.8
+ Rank reg	26.6	61.3	50.9	70.3	43.9	68.3
+ Upweight	53.0	64.6	58.3	74.5	50.1	70.4
DeFund	59.5	70.6	63.7	74.9	58.4	73.1

Table 5: Precision and recall (%) of bias-conflicting samples identified by SimCLR and our biased model. Both case used linear evaluation.

Method	UTKFace (age)		UTKFace (gender)		CelebA	
	Precision	Recall	Precision	Recall	Precision	Recall
SimCLR	68.31	44.63	33.36	39.59	52.25	28.23
DeFund	68.67	75.94	29.98	50.93	55.29	32.46

Ablation study. To quantify the extent of performance improvement achieved by each introduced module, we compared the linear evaluation results of (a) vanilla SimCLR, (b) SimCLR with rank regularization, (c) SimCLR with upweighting error set E of the main model, and (d) Full model DeFund. Note that (c) does not use a biased model at all. Table 4 shows that every module plays an important role in OOD generalization. Considering that the main model is already biased to some extent, we found that bias-conflict accuracy can be improved even without a biased model, where the error set E of the biased model further boosts the generalization performance. We also quantify how well the biased model captures bias-conflicting samples by measuring the precision and recall of identified bias-conflicting samples in E . As reported in Table 5, the biased model detects more diverse bias-conflicting samples compared to the baseline for free or with affordable precision costs. While the improvement of recall in CelebA may seem relatively marginal, a large quantity of bias-conflicting samples is additionally identified in practice considering that CelebA includes much more samples than UTKFace.

5 DISCUSSIONS AND CONCLUSION

Contributions. In this paper, we (a) first unveil the catastrophic adverse impacts of spurious correlations on the effective dimensionality of representations. Based on these findings, we (b) design a rank regularization that amplifies the feature redundancy by reducing the spectral entropy of latent representations. Then we (c) propose a debiasing framework empowered by the biased model pretrained with abundant unlabeled samples.

Comparisons to related works. Our observations are in line with the simplicity bias of gradient descent-based optimizations, where many recent studies (Rahaman et al., 2019; Shah et al., 2020) have revealed that networks tend to exploit the simplest feature at the expense of a small margin and often ignore the complex features. Similar observations have been made confined to self-supervised learning named feature suppression, where the encoder may heavily rely on the attributes that make the instance discrimination tasks easier. While these existing works often focus on the innate preference of models on input cues (Hermann & Lampinen, 2020; Scimeca et al., 2021), we provide a novel perspective on the practical impacts of spurious correlations on deep latent representations: reduction of effective rank.

Robinson et al. (2021) proposes an opposite-directional approach compared to our framework to improve generalizations of self-supervised learning. It aims to overcome the feature suppression and learn a wide variety of features by Implicit Feature Modification (IFM), which adversarially perturbs feature components of the current representations used to discriminate instances, thereby encouraging the encoder to use other informative features. We observed that IFM improves the bias-conflict accuracy by about 1% on UTKFace (age) in Table 6, which is roughly consistent with the performance gains on the standard benchmarks, e.g., STL10, reported in the original paper. However, its performance gain is relatively marginal compared to the proposed framework.

Table 6: Results of Implicit Feature Modification (Robinson et al., 2021) with SimCLR on UTKFace (age). we denote ϵ as the adversarial budget of feature modification as in the original paper.

Accuracy	SimCLR	$\epsilon = 0.05$	$\epsilon = 0.1$	$\epsilon = 0.5$
Bias-conflict (%)	36.4	37.5	36.4	33.7
Unbiased (%)	66.3	66.5	66.2	64.6

Future directions. While this work has focused on intentionally encoding biased representations, we argue that more advances should be concurrently made in learning both biased and debiased representations, as partially discussed above (Robinson et al., 2021). The interplay between those bidirectional modules may further improve generalizations. We also note that the proposed rank regularization is one possible implementation of the semantic bottleneck. While we explicitly control the feature correlations, we believe such design can be employed more implicitly. We provide experiments examining the potential of existing hyperparameters, e.g., the temperature in InfoNCE loss, etc., as a bias controller in the supplementary material. Lastly, we believe that a semi-supervised learning scenario should be part of a standard evaluation pipeline where many supervised baselines may fail due to the inductive bias of networks towards memorizing a few counterexamples.

REFERENCES

- Abubakar Abid, Maheen Farooqi, and James Zou. Large language models associate muslims with violence. *Nature Machine Intelligence*, 3(6):461–463, 2021.
- Sandhini Agarwal, Gretchen Krueger, Jack Clark, Alec Radford, Jong Wook Kim, and Miles Brundage. Evaluating clip: towards characterization of broader capabilities and downstream implications. *arXiv preprint arXiv:2108.02818*, 2021.
- Martin Arjovsky, Léon Bottou, Ishaan Gulrajani, and David Lopez-Paz. Invariant risk minimization. *arXiv preprint arXiv:1907.02893*, 2019.
- Sanjeev Arora, Nadav Cohen, Wei Hu, and Yuping Luo. Implicit regularization in deep matrix factorization. *Advances in Neural Information Processing Systems*, 32, 2019.
- Hyojin Bahng, Sanghyuk Chun, Sangdoo Yun, Jaegul Choo, and Seong Joon Oh. Learning de-biased representations with biased representations. In *International Conference on Machine Learning*, pp. 528–539. PMLR, 2020.
- Aristide Baratin, Thomas George, César Laurent, R Devon Hjelm, Guillaume Lajoie, Pascal Vincent, and Simon Lacoste-Julien. Implicit regularization via neural feature alignment. In *International Conference on Artificial Intelligence and Statistics*, pp. 2269–2277. PMLR, 2021.
- Adrien Bardes, Jean Ponce, and Yann LeCun. Vicreg: Variance-invariance-covariance regularization for self-supervised learning. *arXiv preprint arXiv:2105.04906*, 2021.
- Tiffany Tianhui Cai, Jonathan Frankle, David J Schwab, and Ari S Morcos. Are all negatives created equal in contrastive instance discrimination? *arXiv preprint arXiv:2010.06682*, 2020.
- Ting Chen, Simon Kornblith, Mohammad Norouzi, and Geoffrey Hinton. A simple framework for contrastive learning of visual representations. In *International conference on machine learning*, pp. 1597–1607. PMLR, 2020.
- Ting Chen, Calvin Luo, and Lala Li. Intriguing properties of contrastive losses. *Advances in Neural Information Processing Systems*, 34:11834–11845, 2021.
- Xinlei Chen and Kaiming He. Exploring simple siamese representation learning. In *Proceedings of the IEEE/CVF Conference on Computer Vision and Pattern Recognition*, pp. 15750–15758, 2021.
- Xinyang Chen, Sinan Wang, Bo Fu, Mingsheng Long, and Jianmin Wang. Catastrophic forgetting meets negative transfer: Batch spectral shrinkage for safe transfer learning. *Advances in Neural Information Processing Systems*, 32, 2019a.
- Xinyang Chen, Sinan Wang, Mingsheng Long, and Jianmin Wang. Transferability vs. discriminability: Batch spectral penalization for adversarial domain adaptation. In *International conference on machine learning*, pp. 1081–1090. PMLR, 2019b.
- Michael Feldman, Sorelle A Friedler, John Moeller, Carlos Scheidegger, and Suresh Venkatasubramanian. Certifying and removing disparate impact. In *proceedings of the 21th ACM SIGKDD international conference on knowledge discovery and data mining*, pp. 259–268, 2015.
- Songwei Ge, Shlok Mishra, Chun-Liang Li, Haohan Wang, and David Jacobs. Robust contrastive learning using negative samples with diminished semantics. *Advances in Neural Information Processing Systems*, 34:27356–27368, 2021.
- Robert Geirhos, Patricia Rubisch, Claudio Michaelis, Matthias Bethge, Felix A Wichmann, and Wieland Brendel. Imagenet-trained cnns are biased towards texture; increasing shape bias improves accuracy and robustness. *arXiv preprint arXiv:1811.12231*, 2018.
- Robert Geirhos, Kantharaju Narayanappa, Benjamin Mitzkus, Matthias Bethge, Felix A Wichmann, and Wieland Brendel. On the surprising similarities between supervised and self-supervised models. *arXiv preprint arXiv:2010.08377*, 2020.

- Suchin Gururangan, Swabha Swayamdipta, Omer Levy, Roy Schwartz, Samuel R Bowman, and Noah A Smith. Annotation artifacts in natural language inference data. *arXiv preprint arXiv:1803.02324*, 2018.
- Dan Hendrycks and Thomas Dietterich. Benchmarking neural network robustness to common corruptions and perturbations. *arXiv preprint arXiv:1903.12261*, 2019.
- Katherine Hermann and Andrew Lampinen. What shapes feature representations? exploring datasets, architectures, and training. *Advances in Neural Information Processing Systems*, 33: 9995–10006, 2020.
- Youngkyu Hong and Eunho Yang. Unbiased classification through bias-contrastive and bias-balanced learning. *Advances in Neural Information Processing Systems*, 34:26449–26461, 2021.
- Minyoung Huh, Hossein Mobahi, Richard Zhang, Brian Cheung, Pulkit Agrawal, and Phillip Isola. The low-rank simplicity bias in deep networks. *arXiv preprint arXiv:2103.10427*, 2021.
- Nathalie Japkowicz and Shaju Stephen. The class imbalance problem: A systematic study. *Intelligent data analysis*, 6(5):429–449, 2002.
- Li Jing, Pascal Vincent, Yann LeCun, and Yuandong Tian. Understanding dimensional collapse in contrastive self-supervised learning. *arXiv preprint arXiv:2110.09348*, 2021.
- Prannay Khosla, Piotr Teterwak, Chen Wang, Aaron Sarna, Yonglong Tian, Phillip Isola, Aaron Maschinot, Ce Liu, and Dilip Krishnan. Supervised contrastive learning. *Advances in Neural Information Processing Systems*, 33:18661–18673, 2020.
- Byungju Kim, Hyunwoo Kim, Kyungsu Kim, Sungjin Kim, and Junmo Kim. Learning not to learn: Training deep neural networks with biased data. In *Proceedings of the IEEE/CVF Conference on Computer Vision and Pattern Recognition*, pp. 9012–9020, 2019.
- Eungyeup Kim, Jihyeon Lee, and Jaegul Choo. Biaswap: Removing dataset bias with bias-tailored swapping augmentation. In *Proceedings of the IEEE/CVF International Conference on Computer Vision*, pp. 14992–15001, 2021.
- Jungsoo Lee, Eungyeup Kim, Juyoung Lee, Jihyeon Lee, and Jaegul Choo. Learning debiased representation via disentangled feature augmentation. *Advances in Neural Information Processing Systems*, 34:25123–25133, 2021.
- Daniel Levy, Yair Carmon, John C Duchi, and Aaron Sidford. Large-scale methods for distributionally robust optimization. *Advances in Neural Information Processing Systems*, 33:8847–8860, 2020.
- Evan Z Liu, Behzad Haghgoo, Annie S Chen, Aditi Raghunathan, Pang Wei Koh, Shiori Sagawa, Percy Liang, and Chelsea Finn. Just train twice: Improving group robustness without training group information. In *International Conference on Machine Learning*, pp. 6781–6792. PMLR, 2021.
- Ziwei Liu, Ping Luo, Xiaogang Wang, and Xiaoou Tang. Deep learning face attributes in the wild. In *Proceedings of the IEEE international conference on computer vision*, pp. 3730–3738, 2015.
- Ilya Loshchilov and Frank Hutter. Sgdr: Stochastic gradient descent with warm restarts. *arXiv preprint arXiv:1608.03983*, 2016.
- Vaishnavh Nagarajan, Anders Andreassen, and Behnam Neyshabur. Understanding the failure modes of out-of-distribution generalization. *arXiv preprint arXiv:2010.15775*, 2020.
- Junhyun Nam, Hyuntak Cha, Sungsoo Ahn, Jaeho Lee, and Jinwoo Shin. Learning from failure: De-biasing classifier from biased classifier. *Advances in Neural Information Processing Systems*, 33:20673–20684, 2020.
- Behnam Neyshabur, Ryota Tomioka, and Nathan Srebro. In search of the real inductive bias: On the role of implicit regularization in deep learning. *arXiv preprint arXiv:1412.6614*, 2014.

- Aaron van den Oord, Yazhe Li, and Oriol Vinyals. Representation learning with contrastive predictive coding. *arXiv preprint arXiv:1807.03748*, 2018.
- Nasim Rahaman, Aristide Baratin, Devansh Arpit, Felix Draxler, Min Lin, Fred Hamprecht, Yoshua Bengio, and Aaron Courville. On the spectral bias of neural networks. In *International Conference on Machine Learning*, pp. 5301–5310. PMLR, 2019.
- Noam Razin and Nadav Cohen. Implicit regularization in deep learning may not be explainable by norms. *Advances in neural information processing systems*, 33:21174–21187, 2020.
- Joshua Robinson, Ching-Yao Chuang, Suvrit Sra, and Stefanie Jegelka. Contrastive learning with hard negative samples. *arXiv preprint arXiv:2010.04592*, 2020.
- Joshua Robinson, Li Sun, Ke Yu, Kayhan Batmanghelich, Stefanie Jegelka, and Suvrit Sra. Can contrastive learning avoid shortcut solutions? *Advances in neural information processing systems*, 34:4974–4986, 2021.
- Olivier Roy and Martin Vetterli. The effective rank: A measure of effective dimensionality. In *2007 15th European signal processing conference*, pp. 606–610. IEEE, 2007.
- Shiori Sagawa, Pang Wei Koh, Tatsunori B Hashimoto, and Percy Liang. Distributionally robust neural networks for group shifts: On the importance of regularization for worst-case generalization. *arXiv preprint arXiv:1911.08731*, 2019.
- Shiori Sagawa, Aditi Raghunathan, Pang Wei Koh, and Percy Liang. An investigation of why overparameterization exacerbates spurious correlations. In *International Conference on Machine Learning*, pp. 8346–8356. PMLR, 2020.
- Luca Scimeca, Seong Joon Oh, Sanghyuk Chun, Michael Poli, and Sangdo Yun. Which shortcut cues will dnns choose? a study from the parameter-space perspective. *arXiv preprint arXiv:2110.03095*, 2021.
- Harshay Shah, Kaustav Tamuly, Aditi Raghunathan, Prateek Jain, and Praneeth Netrapalli. The pitfalls of simplicity bias in neural networks. *Advances in Neural Information Processing Systems*, 33:9573–9585, 2020.
- Afrina Tabassum, Muntasir Wahed, Hoda Eldardiry, and Ismini Lourentzou. Hard negative sampling strategies for contrastive representation learning. *arXiv preprint arXiv:2206.01197*, 2022.
- Enzo Tartaglione, Carlo Alberto Barbano, and Marco Grangetto. End: Entangling and disentangling deep representations for bias correction. In *Proceedings of the IEEE/CVF conference on computer vision and pattern recognition*, pp. 13508–13517, 2021.
- Yao-Hung Hubert Tsai, Martin Q Ma, Han Zhao, Kun Zhang, Louis-Philippe Morency, and Ruslan Salakhutdinov. Conditional contrastive learning: Removing undesirable information in self-supervised representations. *arXiv preprint arXiv:2106.02866*, 2021.
- Dimitris Tsipras, Shibani Santurkar, Logan Engstrom, Alexander Turner, and Aleksander Madry. Robustness may be at odds with accuracy. *arXiv preprint arXiv:1805.12152*, 2018.
- Catherine Wah, Steve Branson, Peter Welinder, Pietro Perona, and Serge Belongie. The caltech-ucsd birds-200-2011 dataset. 2011.
- Feng Wang and Huaping Liu. Understanding the behaviour of contrastive loss. In *Proceedings of the IEEE/CVF conference on computer vision and pattern recognition*, pp. 2495–2504, 2021.
- Haohan Wang, Zexue He, Zachary C Lipton, and Eric P Xing. Learning robust representations by projecting superficial statistics out. *arXiv preprint arXiv:1903.06256*, 2019.
- Tongzhou Wang and Phillip Isola. Understanding contrastive representation learning through alignment and uniformity on the hypersphere. In *International Conference on Machine Learning*, pp. 9929–9939. PMLR, 2020.

- Zeyu Wang, Klint Qinami, Ioannis Christos Karakozis, Kyle Genova, Prem Nair, Kenji Hata, and Olga Russakovsky. Towards fairness in visual recognition: Effective strategies for bias mitigation. In *Proceedings of the IEEE/CVF conference on computer vision and pattern recognition*, pp. 8919–8928, 2020.
- Yihao Xue, Kyle Whitecross, and Baharan Mirzasoleiman. Investigating why contrastive learning benefits robustness against label noise. *arXiv preprint arXiv:2201.12498*, 2022.
- Jure Zbontar, Li Jing, Ishan Misra, Yann LeCun, and Stéphane Deny. Barlow twins: Self-supervised learning via redundancy reduction. In *International Conference on Machine Learning*, pp. 12310–12320. PMLR, 2021.
- Michael Zhang, Nimit S Sohoni, Hongyang R Zhang, Chelsea Finn, and Christopher Ré. Correct-n-contrast: A contrastive approach for improving robustness to spurious correlations. *arXiv preprint arXiv:2203.01517*, 2022.
- Richard Zhang, Phillip Isola, and Alexei A Efros. Colorful image colorization. In *European conference on computer vision*, pp. 649–666. Springer, 2016.
- Zhifei Zhang, Yang Song, and Hairong Qi. Age progression/regression by conditional adversarial autoencoder. In *Proceedings of the IEEE conference on computer vision and pattern recognition*, pp. 5810–5818, 2017.
- Bowen Zhao, Chen Chen, Qi Ju, and Shutao Xia. Learning debiased models with dynamic gradient alignment and bias-conflicting sample mining. *arXiv preprint arXiv:2111.13108*, 2021.
- Roland S Zimmermann, Yash Sharma, Steffen Schneider, Matthias Bethge, and Wieland Brendel. Contrastive learning inverts the data generating process. In *International Conference on Machine Learning*, pp. 12979–12990. PMLR, 2021.

Appendix

The supplementary material is organized as follows. We begin with providing the algorithm of DeFund. Then we provide additional results and analyses in section B. Optimization setting, hyperparameter configuration and other experimental details are provided in section C.

A PSEUDOCODE

Algorithm 1 Debiasing Framework with unlabeled data

```

1: Input:  $D_l = \{(x_k, y_k)\}_{k=1}^{N_1}$ ,  $D_u = \{x_k\}_{k=1}^{N_2}$  for semi-supervised learning ( $N_2 \gg N_1$ ), or  $\emptyset$ 
   for linear evaluation,  $D = D_l \cup D_u$ , batch size  $n$ , structure of  $f^{bias}$  and  $f^{main}$ .
2:
3: Stage 1. Pretraining encoders
4: for subsampled minibatch  $X = \{x_k\}_{k=1}^n$  from  $D$  do
5:   Update  $\theta$  of  $f_{\theta}^{bias}$  with SimCLR NT-Xent loss and  $\lambda_{reg}\ell_{reg}(X; \theta)$ .
6:   Update  $\phi$  of  $f_{\phi}^{main}$  with SimCLR NT-Xent loss.
7: end for
8: Obtain pretrained parameters  $\hat{\theta}$  and  $\hat{\phi}$ .
9:
10: Stage 2. Downstream task
11: Freeze  $f_{\hat{\theta}}^{bias}$  and train  $f_{W_b}^{cls}$  with  $D_l$ . Identify the error set  $E \subset D_l$  with trained  $f^{bias}$ .
12: if Linear evaluation then
13:   Freeze  $f_{\hat{\phi}}^{main}$  and train  $f_{W_m}^{cls}$  with  $\ell_{debias}(D_l; W_m)$ 
14: else if Semi-supervised learning then
15:   Finetune  $f^{main}$  with  $\ell_{debias}(D_l; W_m, \phi)$  where  $\phi$  is initialized with  $\hat{\phi}$ .
16: end if

```

B ADDITIONAL RESULTS

We first supplement observations of rank reduction in CIFAR-10C. Then we present a simple synthetic simulation on the impacts of rank regularization, followed by additional results on non-contrastive methods. Then we provide additional analysis on relations between existing hyperparameters of self-supervised learning and effective rank.

B.1 MORE OBSERVATIONS

Table 7: Unbiased test accuracy (%) on CMNIST and CIFAR-10C measured with varying bias ratio r . The model trained with unbiased dataset ($r = 10\%$) serves as a baseline.

Dataset	Unbiased	$r = 95\%$	$r = 98\%$	$r = 99\%$	$r = 99.5\%$
CMNIST	99.87	88.27	68.13	36.21	13.61
CIFAR-10C	78.71	46.15	34.18	26.76	20.94

CIFAR-10C. Figure 3 shows that the rank of latent representations from penultimate layer of classifier decreases as the bias ratio increases in CIFAR-10C. In Table 7, we supplement the unbiased test accuracy of CMNIST and CIFAR-10C from the experiments presented in Figure 1c and 3, respectively.

Behavior of rank-regularized encoder. Here, we present a simple simulation which conceptually clarifies the impacts of rank regularization in self-supervised learning. Inspired from Chen et al. (2020); Robinson et al. (2021), we create a DigitsOnSTL10 dataset as in Figure 4a where MNIST images are randomly selected and placed on top of the STL10 images. After self-supervised representation learning, we train two independent linear

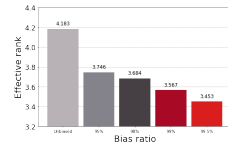


Figure 3: Effective rank measured with CIFAR-10C.




Figure 4: (a) Sample images from DigitsOnSTL10 dataset. (b) Test accuracy of STL10 classifier and bias metric.

classifiers on top of the freezed representations, where we provide label of foreground MNIST digit for one classifier, and label of background STL10 object class for the other. After training linear classifiers, we measure the ratio of MNIST classifier test accuracy to STL10 classifier test accuracy, which we treat as a proxy of ratio of spuriously correlated features to invariant features, i.e., degree of bias in representations. Intuitively, the proposed bias metric increases as the encoder focus more on the short-cut attribute, i.e., MNIST digit.

We measure the bias metric on the representations of ResNet-18 encoders trained by SimCLR (Chen et al., 2020) together with rank regularization loss $\lambda_{reg}\ell_{reg}$, where $\lambda_{reg} > 0$ is a balancing hyper-parameter. As denoted in the main paper, we apply regularization not on the output of projection networks but directly on the output of base encoder, which makes it fully agnostic to networks architecture. Figure 4b shows that the rank regularization exacerbates the “feature suppression” phenomenon revealed by Chen et al. (2021). The representation becomes more biased as it is trained with stronger regularization. While the overall performance of self-supervised learning may be upper-bounded due to the constraint on effective dimensionality (Jing et al., 2021), we observe in Figure 4b that the bias-conflict accuracy is primarily sacrificed compared to the bias-aligned accuracy. Coupled with results in section 4, this result implies that rank regularization can amplify bias in self-supervised encoder.

B.2 NON-CONTRASTIVE METHODS

	Conflict	Unbiased
SimSiam	28.15	62.63
+ Rank reg	23.40	59.65
+ Upweight	56.12	65.44
DeFund_{Siam}	60.37	67.78

(a) SimSiam

	Conflict	Unbiased
VICReg	32.33	64.58
+ Rank reg	29.73	62.08
+ Upweight	51.19	63.41
DeFund_{VIC}	53.93	66.31

(b) VICReg

Table 8: Bias-conflict accuracy and unbiased accuracy evaluated on UTKFace (age). Last row corresponds to the full version of proposed framework which upweights misclassified samples identified by biased model. Results are averaged on 4 different random seeds. Accuracy is reported in (%).

We provide the results of proposed framework implemented based on non-contrastive methods. Specifically, we leverage SimSiam (Chen & He, 2021) and VICReg (Bardes et al., 2021) as baselines. Table 8 shows that the generalization performance of both baselines can be improved with the proposed debiasing framework.

Table 9: Results of early-stopping on UTKFace. We denote T as the number of training epochs.

Attribute	Accuracy	$T = 5$	$T = 10$	$T = 15$	$T = 20$	$T = 25$
Age	Bias-conflict (%)	31.6	33.0	32.4	32.8	32.8
	Unbiased (%)	63.3	64.1	63.6	63.7	63.7
Gender	Bias-conflict (%)	54.6	54.0	53.5	53.4	54.5
	Unbiased (%)	72.1	72.0	71.8	72.2	72.7

Accuracy	0.01	0.05	0.1	0.15	1
Conflict	35.8	36.3	37.5	37.6	36.6
Unbiased	65.6	65.6	66.6	66.5	66.0

(a) Biased linear evaluation

	SimCLR	$\beta=0.1$
Conflict	62.0	64.2
Unbiased	78.9	80.7

(b) Debiased linear evaluation

Table 10: Results of controlling concentration parameter β on UTKFace (age). Accuracy is reported in (%). (a): Accuracy of linear evaluation without upweighting bias-conflicting samples. Each value in top row indicates β used in pretraining. (b) Accuracy of linear evaluation with upweighting ground-truth bias-conflicting samples. Both models use $\lambda_{up} = 10$.

B.3 HYPERPARAMETER ANALYSIS

While rank regularization biases the representations effectively, we do not argue that it is the optimal form of semantic bottleneck but rather that it highlights the unrecognized importance of controlling effective rank in encoding biased representations. In this regard, we examine the impacts of existing optimization hyperparameters on the effective rank and degree of bias in latent representations. Specifically, we investigated four candidates of bias controller through the lens of effective rank and generalizations: hardness concentration parameter β of hard negative sampling (Robinson et al., 2020), temperature τ in InfoNCE (Oord et al., 2018) loss, strength of ℓ_2 regularization λ_{ℓ_2} and the number of training epochs T .

Hardness concentration parameter. Recent works (Robinson et al., 2020; Cai et al., 2020; Tabasum et al., 2022) stress out the importance of negative examples that are difficult to distinguish from an anchor point. Several recent works propose algorithms on selecting informative negative samples, often controlled by hardness concentration parameter β (Robinson et al., 2020) coupled with importance sampling. Robinson et al. (2021) conducted a synthetic simulation showing that increasing β makes instance discrimination tasks more difficult, thereby enforcing the encoder to represent more complex features. Thus we aim to examine whether β can contribute to learn a debiased representations with real-world dataset.

Temperature. A recent work on contrastive loss (Wang & Liu, 2021) have revealed that temperature τ can also control the strength of penalties on hard negative samples. Contrastive loss with high temperature turns out to be less sensitive to the hard negative samples (Robinson et al., 2020; 2021), thereby encouraging representations to be locally clustered while the uniformity of features on the hypersphere decreases (Wang & Isola, 2020). That being said, we hypothesized that the temperature τ may indirectly affect the effective dimensionality of representations, where large τ may decrease the effective rank.

ℓ_2 regularization and early-stopping. Sagawa et al. (2019; 2020) underlines the importance of regularization for worst-case generalization where the naive upweighting strategy may fail if it is not coupled with strong regularization that prevents deep networks from memorizing upweighted bias-conflicting samples. In this regard, Liu et al. (2021) leverages capacity control techniques, e.g., strong ℓ_2 regularization or early-stopping, to train complexity-constrained bias-capturing models. We investigate whether such regularizations can serve as a bias controller in self-supervised learning as well.

Results. We evaluate each knob on generalizations with SimCLR. Table 9 and 10a show that impacts of both early-stopping and concentration parameter β on generalizations are marginal, in contrast

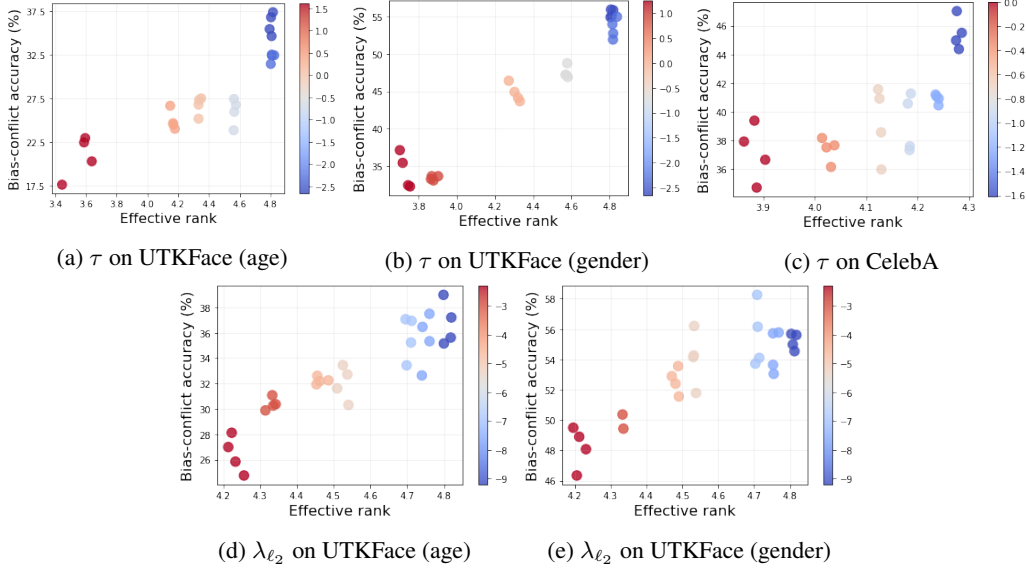


Figure 5: Analysis on temperature τ and strength of ℓ_2 regularization λ_{ℓ_2} . Effective rank and bias-conflict accuracy are measured with varying τ for (a, b, c), and λ_{ℓ_2} for (d, e). Standard deviation of bias-aligned accuracy on each experiment is 1.0%, 2.8%, 0.3%, 1.3% and 1.7% in order. Performance become quickly degenerated as λ_{ℓ_2} increases over 0.005 in CelebA.

to the observations reported in supervised learning or synthetic simulations (Robinson et al., 2021). However, it still remains unclear whether the debiased representations can be encoded by controlling β . It is because the model may reach a biased solution even though it encodes debiased representations, if most samples in linear evaluation are bias-aligned, as discussed in the main paper. To preclude such confounding relationships, we conduct debiased linear evaluation with upweighting ground-truth bias-conflicting samples. Table 10a and 10b show that there was no significant difference in the performance gain of β in biased and debiased linear evaluation, which implies that β is not enough to fully debias representations.

Despite the failure of learning debiased representations with controlling β , biased representations can be learned by controlling temperature τ , and strength of ℓ_2 regularization in some cases. Figure 5a, 5b and 5c show that effective rank, temperature and bias-conflicting accuracy are highly correlated each other in both UTKFace and CelebA. It implies that the effective rank can serve as a metric of generalization performance and degree of bias in representations. While temperature control cannot be generalized to several non-contrastive learning methods (Chen & He, 2021; Bardes et al., 2021; Zbontar et al., 2021), this results imply that the temperature may serve as an effective bias controller for contrastive learning methods using InfoNCE loss. Moreover, stronger-than-typical ℓ_2 regularization also limits the effective rank and bias-conflict accuracy to some extent in UTKFace (Figure 5d and 5e), while it fails to do so in CelebA.

This series of observations afford us a novel insight that both explicit (rank regularization) and implicit (temperature control, strong ℓ_2 regularization) methods offer a way to train biased representations. However, it still remains unclear how to directly learn *debiased* representations. While increasing temperature or reducing effective rank bias representations, inverse does not always hold; Abnormally small temperatures cause the contrastive loss only focus on the nearest one or two samples, which heavily degenerates the performance (Wang & Liu, 2021). Moreover, we found that explicit decorrelation of feature components in SimCLR does not lead to debiased representations (not shown in figure).

To sum up, we provide useful recipes on learning biased representations, where rank regularization is mainly discussed in the main paper due to its intuitive insights, good performance and broad applicability. We hope these discussions facilitate in-depth studies about advanced algorithms on learning both biased and debiased representations in unsupervised manner.




Figure 6: Example images of datasets. The images above the dotted line denote the bias-aligned samples, while the ones below the dotted line are the bias-conflicting samples. For CMNIST and CIFAR10-C, each column indicates each class. The group of two columns indicates each class of target attribute, i.e., Gender, Race and HeavyMakeup, respectively.

C EXPERIMENTAL SETUP

C.1 DATASETS

We mainly evaluate our debiasing framework on UTKFace (Zhang et al., 2017) and CelebA (Liu et al., 2015) in which several prior works has observed poor generalization performance due to spurious correlations. Example images are presented in Figure 6.

Age				Gender				Male			
		0	1			0	1			0	1
Gender	0	8229	822	Race	0	4354	534	H	0	25789	54460
	1	134	1346		1	435	5344		1	49804	163
(a) UTKFace (age)				(b) UTKFace (gender)				(c) CelebA			

Table 11: Number of training samples for each prediction task. H for HeavyMakeup in (c).

UTKFace. We first consider UTKFace dataset which is consist of human face images with varying Race, Gender and Age attributes. For each sensitive attribute, we categorize all samples into two groups. Specifically, for label associated with age, we assign 1 to samples with age ≤ 10 , and 0 to samples with age ≥ 20 following (Hong & Yang, 2021). For label associated with race, we assign 1 to samples with race \neq white, e.g., Black, Indian and Asian, and 0 to samples with race = white. For label associated with gender, we assign 1 to female, and 0 to male. Based on this settings, we conduct binary classifications using (Gender, Age) and (Race, Gender) as (target, spurious) attribute pairs. Following Hong & Yang (2021), we construct a biased dataset by randomly truncating a portion of samples, where roughly 90% of samples are bias-aligned in our setting. Pixel resolutions and batch size are 64×64 and 256, respectively.

CelebA. We consider the task of classifying whether the target attribute and spurious attribute are HeavyMakeup and Male, respectively, following (Nam et al., 2020; Hong & Yang, 2021). Pixel resolutions and batch size are 256×256 and 128, respectively. The exact number of samples for each prediction task is summarized in Table 11.

C.2 SIMULATION SETTINGS

Architecture details. We use ResNet-18 back-bone architecture with pretrained weights provided in in PyTorch torchvision implementations. For projection networks in SimCLR, we use the MLP consists of one hidden layer with feature dimension of 512, followed by a ReLU activation. We employ a single linear classifier in downstream tasks for all self-supervised learning methods.

Training details. Both biased and main encoders are pretrained for 100 epochs on UTKFace, and 20 epochs on CelebA, by using Adam optimizer with learning rate of 0.0003. Cosine annealing scheduling (Loshchilov & Hutter, 2016) is leveraged with warmup for the first 20 epochs on UTKFace, and 4 epochs for CelebA.

For biased encoders, we apply rank regularization with using λ_{reg} of 0.3, 0.5 and 0.1 for UTKFace (age), UTKFace (gender) and CelebA, respectively. This values are selected by tuning $\lambda_{reg} \in \{0.0, 0.1, 0.3, 0.5, 1.0\}$ for UTKFace and $\lambda_{reg} \in \{0.0, 0.05, 0.1, 0.2, 0.3\}$ for CelebA. Specifically, we report the results of model with highest bias-conflicting test accuracy over those with improved unbiased test accuracy compared to the SimCLR baseline. Same values are consistently used for upweighting in ablation study (Table 4). To emphasize the contribution of rank regularization, we do not control any other parameters, e.g., strength of ℓ_2 regularization, temperature τ , or number of training epochs. Specifically, we fix $\tau = 0.07$ and $\lambda_{\ell_2} = 0.0001$ for every experiment.

After pretraining, we conduct either linear evaluation or finetuning with using λ_{up} of 10, 5, 8 for UTKFace (age), UTKFace (gender) and CelebA, respectively. This values are selected by tuning $\lambda_{up} \in \{5, 8, 10\}$ using the above-mentioned decision rules. Same values are consistently used in ablation study (Table 4). For linear evaluation, we train a linear classifier on top of pretrained main encoder for 3000 iterations on UTKFace, and 5000 iterations on CelebA, with using learning rate of 0.0003 and upweighting identified bias-conflicting samples. For semi-supervised learning, we finetune the whole main model for 5000 iterations, with using SGD optimizer, momentum of 0.9, $\lambda_{up} = 8$, $\lambda_{\ell_2} = 0.1$, and learning rate of 0.0001.

Data augmentations. Following SimCLR, we generate multiviewed batch with random augmentations of (a) random resized crop with setting the scale from 0.2 to 1, (b) random horizontal flip with the probability of 0.5, (c) random color jitter (change in brightness, contrast, and saturation) with the probability of 0.8 and scale of 0.4, (d) random gray scaling with the probability of 0.2. In linear evaluation and finetuning, we only apply random horizontal flip. Same augmentation pipeline is applied to both SimSiam and VICReg.

Baselines. For a fair comparison, we tune hyperparameters of other baselines using the same ResNet-18 back-bone architecture. We use the official implementation of JTT which also includes that of CVaR DRO. Other baselines are reproduced by ourselves with referring to original papers. LNL is trained for 20 epochs on UTKFace, and 40 epochs on CelebA, with using Adam optimizer and learning rate of 0.001. For EnD, we set the multipliers α for disentangling and β for entangling to 1. For JTT, we tune the upweighting factor $\lambda_{up} \in \{20, 50, 80\}$ and number of training epochs $T \in \{30, 40, 50\}$, following the original paper. For CVaR DRO, we tune the size of the worst-case subpopulation $\alpha \in \{0.1, 0.2, 0.5\}$. For SimSiam and VICReg, the architectures for the additional layers followed the official implementation of each method, where the hyperparameters for the training is identical to the SimCLR case. For B.2, $\lambda_{reg} = 0.001$ for **DeFund**_{Siam} and $\lambda_{reg} = 0.1$ for **DeFund**_{VIC}.