

# COMBO: Pre-Training Representations of Binary Code Using Contrastive Learning

Yifan Zhang  
Vanderbilt University  
Nashville, USA  
yifan.zhang.2@vanderbilt.edu

Chen Huang  
Sichuan University  
Chengdu, China  
huangchen\_scu@stu.scu.edu.cn

Yueke Zhang  
Southwest University  
Chongqing, China  
zyueek@gmail.com

Kevin Cao  
Vanderbilt University  
Nashville, USA  
kevin.cao@vanderbilt.edu

Scott Thomas Andersen  
National Autonomous University of Mexico College of William & Mary  
Mexico City, Mexico  
stasen@comunidad.unam.mx

Huajie Shao  
Williamsburg, USA  
hshao@wm.edu

Kevin Leach  
Vanderbilt University  
Nashville, USA  
kevin.leach@vanderbilt.edu

Yu Huang  
Vanderbilt University  
Nashville, USA  
yu.huang@vanderbilt.edu

**Abstract**—Compiled software is delivered as executable binary code — developers write source code to express the software’s semantics, but the compiler converts it to a binary format that the CPU can directly execute. Therefore, binary code analysis is critical to applications in reverse engineering and computer security tasks where source code is not available. However, unlike source code and natural language that contain rich semantic information, binary code is typically difficult for human engineers to understand and analyze. While existing work uses AI models to assist source code analysis, few studies have considered binary code. In this paper, we propose a Contrastive learning Model for Binary cODE Analysis, or *COMBO*, that incorporates source code and comment information into binary code during representation learning. Specifically, we present three components in *COMBO*: (1) a primary contrastive learning method for cold-start pre-training, (2) a simplex interpolation method to incorporate source code, comments, and binary code, and (3) an intermediate representation learning algorithm to provide binary code embeddings. Finally, we evaluate the effectiveness of the pre-trained representations produced by *COMBO* using three indicative downstream tasks relating to binary code: algorithmic functionality classification, binary code similarity, and vulnerability detection. Our experimental results show that *COMBO* facilitates representation learning of binary code visualized by distribution analysis, and improves the performance on all three downstream tasks by 5.45% on average compared to state-of-the-art large-scale language representation models. To the best of our knowledge, *COMBO* is the first language representation model that incorporates source code, binary code, and comments into contrastive code representation learning and unifies multiple tasks for binary code analysis.

## I. INTRODUCTION

Binary code<sup>1</sup> analysis is critical to many software related tasks, and understanding binary code can be an authoritative source of information about program content and behavior and therefore a foundation of many applications [1]. For example, binary code analysis has been used to assist binary functional algorithm analysis [2], frequently executed core code comparison [3], software vulnerability detection [4], and

software reverse engineering [5]. Often, binary code is the only accessible representation of a program — for example, in legacy systems, proprietary software, and penetration testing and vulnerability discovery, engineers must work with compiled (and often stripped) binaries that lack critical semantic information ordinarily contained in source code and comments. However, while understanding and analyzing binary code is essential for various tasks, there exists no practical and unified strategies for binary code considering its unique characteristics and challenges: compared to source code and natural languages, binary code has very limited semantics, is significantly more difficult for humans to understand, and is much more difficult to analyze automatically. Even though decompilation techniques exist to convert binary code to source code, the majority of the semantics are lost (e.g., variable names, function names, etc.), which precludes the use of existing source code based language models, such as CodeBERT [6] and GraphCodeBERT [7].

So far, researchers have mainly focused on two types of approaches to assist binary code analysis: (1) traditional static and dynamic analysis approaches and (2) Artificial Intelligence (AI) based approaches. Traditional approaches in software engineering (SE) and security mainly use static and dynamic analysis to understand the structures and invariants from binary code [1], [8]–[10]. These work includes understanding binary code by manually extracted function-recognizing features [11], generating low-level semantics of binary code [12], [13], extracting platform independent intermediate representation [14], and improving dynamic symbolic execution and taint tracking techniques [15]. However, such traditional analysis methods heavily rely on pre-defined and application-specific analytical procedures per targeted task and cannot be generalized across platforms, architectures, and application scenarios. Meanwhile, few approaches consider program semantics in analysis (and instead focus on structures/syntax), leading to under-performance in models and tasks that rely on binary code semantics. On the other hand, modern neural code analysis has leveraged machine learning methods with

<sup>1</sup>In this paper, we use *binary code* to refer both to executable binaries and assembly code because they are trivially interchangeable.

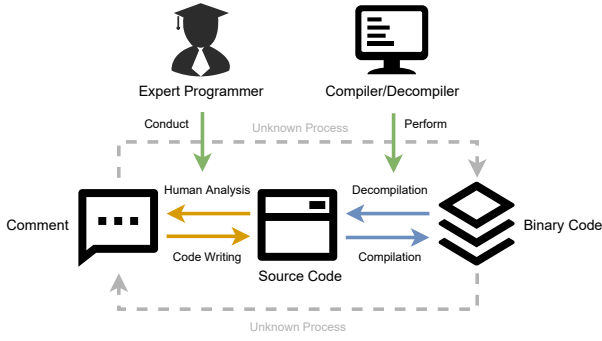


Fig. 1. Illustration of the human translation and compiler processing. Expert programmers can analyze source code to write comments or produce code based on comments. Compilers can compile source code and obtain binary code, whereas decompilers can decompile binary code and get source code.

respect to both program structure and semantics [16], [17]. For example, previous work combines program syntax, semantics, and structural information to obtain high-quality embedding for application-specific down-stream tasks to [18]–[20]. Due to the limited generalization on such methods, recent work acknowledge the high-generalization of large-scale pre-trained language representation models [6], [7], [21]. While these neural code analysis models have achieved high performance and popularity in source code analysis, few consider downstream tasks involving binary code analysis. Furthermore, compared to natural languages and source code, the large-scale pre-trained representation models for binary code analysis remains untouched. Given the importance of binary code and the many different binary code analyses, we develop a new approach to create generalizable embeddings for binary code.

Considering the critical challenges needed to assist binary code analysis, in this paper, we present **COMBO**, a novel contrastive learning model that combines simplex interpolation to approximate human gradual learning, and intermediate contrastive learning to produce a high quality binary code embedding. At a high level, COMBO consists of four components, illustrated in Figure 3. First, we leverage comments within the source code and the corresponding binary code (which can be obtained from compiling the source code), and randomly choose two of the three representations (i.e., source code, comments, and binary code) to conduct primary contrastive learning. Then, we design linear and non-linear simplex interpolation methods to interpolate two data embeddings and obtain an intermediate representation. Next, we introduce an intermediate contrastive learning approach to incorporate source code and comment information into binary code. Lastly, we evaluate the trained binary code embedding on three downstream tasks for binary code analysis to validate our model. We elaborate upon the design of COMBO in Section III.

The design of COMBO is based on three key insights derived from multi-view learning, human translation and code compilation, and contrastive learning: (1) source code, corresponding human-written comments, and compiled binary code

can flexibly represent the same semantics of a given program but just in different modalities. (2) Human translation (e.g., comments within source code, written in natural languages) and compilation (or decompilation) by the compiler share similar gradual learning properties, as shown in Figure 1. With this insight, we design simplex interpolation among source code, binary code, and comments to imitate a unified learning process. (3) While source code, binary code, comments, and their intermediate representations correspond to the same program semantics, they are *dissimilar* to other source code, binary code, comments, and their intermediate representations. This insight is important to inspire our intermediate contrastive learning algorithm. Note that such representation models must cope with complex and heterogeneous multi-modal data (i.e., three representations in COMBO), and our proposed contrastive learning in COMBO can improve representation learning from different modalities of data in an unsupervised manner.

We evaluate COMBO’s pre-trained embeddings by comparing against state-of-the-art large-scale pre-trained models [6], [7], [21], [22]. We analyze the quality of our binary code embedding using validation loss during training. We evaluate COMBO in three indicative downstream tasks relating to binary code analysis: (1) binary functional algorithm analysis, (2) binary code similarity comparison, and (3) software vulnerability detection, using BinaryCorp [23], compiled POJ-104 [24], and GCD [25], respectively. Our results show that COMBO outperforms current code analysis models on the majority of metrics and has comparable performance on the rest of metrics. In conclusion, we claim the following contributions:

- We present COMBO, a novel contrastive learning-based framework leveraging simplex interpolation on source code, comments, and binary code to learn an effective representation (i.e., a pre-trained embedding) of binary code.
- We design a new simplex interpolation approach to capture the inherent process of gradual learning of humans to assist contrastive learning.
- We derive a novel intermediate contrastive learning algorithm to incorporate external knowledge and semantics in source code and comments into binary code.
- To the best of our knowledge, this is the first study to derive intermediate contrastive learning for binary code analysis to improve representation model performance.
- We conduct extensive experiments on various datasets in evaluation and the results show that COMBO outperforms other state-of-the-art models in all three downstream tasks on binary code analysis with an average increase of 5.45%.

The rest of the paper is structured as follows: Section II highlights previous related work, Section III describes the technical approach behind the COMBO framework, Section IV elaborates on our experimental design, Section V presents our evaluation for COMBO, Section VI proposes discussion and future work, and Section VII concludes the paper.

## II. BACKGROUND AND RELATED WORK

In this section, we highlight key areas of related work, including traditional program analysis and neural models for program analysis related to binary code. Furthermore, we also introduce the background and related work that inspire the design of COMBO, namely large-scale pre-trained embeddings, simplex interpolation, contrastive learning and graph representation learning.

Binary code analysis plays an important role in the bigger domain of software analysis and maintenance. For example, tracing execution can help the analysis of the functionality algorithms from binaries [2], reusing profile information can speed up the similarity comparison of frequently executed core code [3], incorporating sequences of system calls can help detect software vulnerabilities [4], and combining machine and binary-interface descriptions can assist software reverse engineering [5]. Traditionally, in programming language and software engineering, researchers have presented various work based on static and dynamic program analysis techniques. For instance, BYTEWEIGHT [11] automatically classifies algorithms by functionality from binaries, BINSEC [12], [13] formalizes low-level regions of code to extract semantics on the programs, BinSide [14] uses intermediate representations to conduct cross-platform static analysis, and DADBC [15] incorporates dynamic symbolic execution and taint tracking techniques to analyze binaries across platforms.

In recent years, neural code models have attracted the attention of researchers in software engineering and security. With the assistance of AI, it can improve many source code analysis tasks, such as neural clone detection, neural code similarity comparison, neural code search, etc [16], [26]–[28]. For example, SySeVR combines syntax, semantics, and neural vector representation to detect software vulnerabilities [18], InnerEye adopts techniques in Natural Language Processing (NLP) to compare between samples of binary code [29], GNN-BPE [19] applies Graph Neural Networks (GNN) on binary code by fusing the semantics of Control Flow Graphs (CFG), Data Flow Graphs (DFG), and call graphs, and Bin2Vec [20] learns binary code representation via Graph Convolutional Networks (GCN). However, these methods involve complex aggregation of additional binary code representations and have limited generalizability across tasks. Meanwhile, state-of-the-art approaches in code analysis present large-scale pre-training models [6], [7], [21], which incorporate volumes of source code to obtain generalizable embeddings. More recent neural models for binary code similarity comparison apply Transformer [30] and GNN to improve the performance in downstream tasks. For example, jTrans [23] uses a jump-aware Transformer-based representation to compare binary code; BugGraph [31] creates a novel graph triplet-loss network on the attributed CFG to produce a binary code similarity ranking. At the same time, understanding binary code is significantly more difficult for humans compared to source code, and it has started to inspire more recent innovative works [32]–[35].

While previous work established the importance and fea-

sibility of binary code analysis, they also indicate the challenges: effective traditional program analysis approaches require heavy manual effort on the analysis procedure for every specific application, and more recent AI-based approaches either also only focuses on specific applications or only considers representations for source code. As stated in Section I, current approaches are not effective and sufficient for binary code analysis especially considering the feasibility problem on retrieving source code and semantic information for binary code. Thus, in COMBO, we specifically aim to solve the presented challenges by proposing a contrastive learning-based language representation model, which integrates rich semantic information and can be applied to various downstream tasks related to binary code. Next, we will introduce relevant background and related work for the design of COMBO.

**Large-scale pre-trained embeddings** With the recent success of large-scale pre-trained embedding in AI, research has been conducted on applying similar approaches to code analysis [16], [36]–[38]. In particular, RoBERTa [22] serves as the baseline, CodeBERT [6] incorporate code generation and identification into training process, GraphCodeBERT [7] combines Abstract Syntax Tree (AST) to further improve embedding quality. There are also many recent models designed for source code understanding, including CodeTrans [39] and CoTexT [40] that incorporate different language modalities and multi sub-tasks for better code representation learning, and CodeT5 [41] which proposes an identifier-aware pre-training task to improve embedding distinction. COMBO aims similar goals with these large-scale language representation models but focuses on a more effective and efficient representation for binary code in terms of better semantics.

**Simplex interpolation** Simplex interpolation has proved to be effective for improving the generalization ability of deep neural networks [42]–[44]. For instance, AAR [45] interpolates the outputs of autoencoder to improve the critic network, AMA [46] learns a compact manifold by mirrored Wasserstein loss and latent space interpolation, NNK [44] uses a non-parametric framework to automatically find optimal local interpolations in geometric space. In classification tasks of machine learning, simplex interpolation may also be referred to as Mix-Up [47]. Recent progress of Mix-Up approaches include AutoMix [42] that harness the power of neural network to mix samples, CoMix [48] that improves construction of mixup data by maximizing the data saliency, and Balanced-MixUp [49] that uses two sampling strategies to perform Mix-Up and mitigate data imbalance problem in medical image classification. In COMBO, we use simplex interpolation to construct intermediate inputs for contrastive learning (see below).

**Contrastive learning** As a recent emerging research direction, contrastive learning can enhance the performance of many computer vision tasks by contrasting samples against each other to learn common properties [50], [51]. For example, MoCo [52] proposes a dynamic dictionary to facilitate contrastive learning, SimSiam [53] introduces a Siamese network and stop gradient scheme to prevent collapsing in optimiza-

tion, and CLIP [54] integrates visual concepts and raw text about images to provide much broader source of supervision in multi-modal contrastive learning. As for program understanding, ContraCode [55] is the first work using contrastive learning in source code analysis by code augmentation and comparison. We design COMBO based on the contrastive learning framework which simultaneously and gradually learns from binary code, source code, and comments within the same program.

**Graph representation learning** Graph representation learning targets to train an optimized embedding for graph topology and node embeddings for the downstream tasks [56], [57]. For example, researchers have adopted CFG and DFG in binary code similarity comparison [58] and applied graph matching for binary code search [59]. However, our model is different from graph representation learning as we do not explicitly adopt any computation flow graphs as binary code representation.

### III. APPROACH

In this section, we describe COMBO, our approach to obtain high quality embeddings for binary code. At a high level, we use a large-scale pre-training task along with downstream code related to binary code. COMBO leverages tuples of (source code, binary code, comments) from many different programs, which form the basis of a contrastive learning task. The architecture of COMBO is summarized in Figure 3, which consists of three components. Given source code, we first generate comments using pre-trained models, compile them to emit binary code, and randomly choose two of the three code representations in each batch of triplets to conduct primary contrastive learning for cold start of the system (Figure 2). Then, we derive embeddings for the triplets from our encoder as a simplex projection and generate an intermediate representation based on random and learnable interpolation. After that, we train our encoder by intermediate contrastive learning using anchored representation and intermediate representation (i.e., one of the three representations is anchored while the other two are not). Finally, we apply the trained binary code embedding to three downstream tasks to evaluate its performance. We discuss each step below:

#### A. Primary Contrastive Learning for Cold-Start

This subsection introduces the primary contrastive learning as the cold start for the simplex interpolation. Recall that the conversion process between two representations can involve complex analyses (e.g., compilation) or creative human processes (e.g., code comprehension). At the same time, no generalizable models have been trained on datasets containing binary code. This can lead to the cold start problem in representation learning [60] when new data representation (e.g., a novel program never seen before) presents in a system. Therefore, it is challenging to capture their features — the same scenario applies to binary code representation.

To mitigate this cold start problem, we adopt primary contrastive learning in the first step of model training. Specifically,

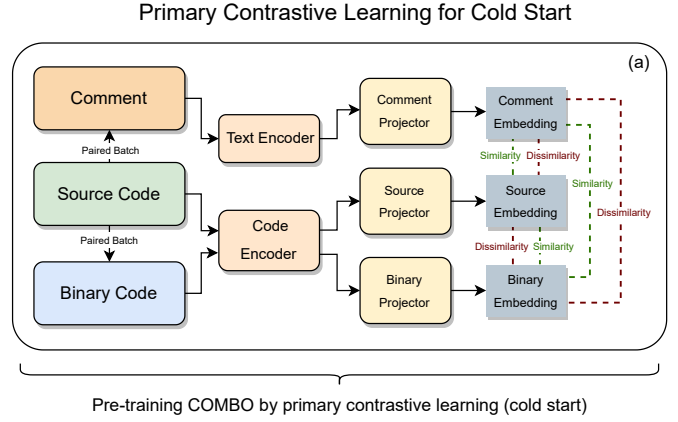


Fig. 2. Diagram of primary contrastive learning for cold start in COMBO. In (a), we randomly choose two of the input representations in each batch to conduct contrastive learning.

we use three representations of a program: comments, source code, and binary code, and randomly choose two of them to conduct contrastive learning, as shown in Figure 2. This approach is inspired by multi-view learning [61] in computer vision, in which an object can have  $k$  views, and all of the views are exactly from the same object. In our model, either source code, binary code, or comment can represent the same program, so we treat the three representations (also denoted as *modalities* or *views*) of a program to enrich the information in binary code. There are two steps in primary contrastive learning: manifold projection and batch-wise similarity comparison.

For clarity in notation, in the following subsections, we assume the source code and binary code representations are chosen for primary contrastive learning and for simplex interpolation, and the comment representation as anchored in the batch. In practice, each representation has an equal opportunity to be chosen to serve as a specific input.

**Manifold projection** To perform primary contrastive learning, the vector representation for each input string is obtained by an encoding function  $f_{\mathcal{M}_y}$  that projects an instance  $x$  into a manifold space  $\mathcal{M}_y$ . In this paper,  $x_s$ ,  $x_b$  and  $x_c$  denote input string of source code, binary code and comment of one program, while  $y_s$ ,  $y_b$  and  $y_c$  are their corresponding vector representations. The batch-wise manifold projection is

$$\begin{aligned} Y_s &= f_{\mathcal{M}_y}^s(f^c(X_s)), & Y_b &= f_{\mathcal{M}_y}^b(f^c(X_b)), \\ Y_c &= f_{\mathcal{M}_y}^c(f^t(X_c)), \end{aligned} \quad (1)$$

where  $X_s$ ,  $X_b$  and  $X_c$  are the matrix representations of a batch of programs, and  $Y_s$ ,  $Y_b$  and  $Y_c$  are the matrix representations of a batch of projected embedding. We use a single text encoder  $f^t$  for encoding comments and a shared encoder  $f^c$  for both source and binary code. We further project encoded representations into manifold  $\mathcal{M}_y$  by source code projector  $f_{\mathcal{M}_y}^s$ , binary code  $f_{\mathcal{M}_y}^b$  and comment projectors  $f_{\mathcal{M}_y}^c$ , respectively.

**Batch-wise similarity comparison** we then adopt the loss function in CLIP [54] to update model by batch-wise similarity

and dissimilarity between two program representations. Informally, we choose comments as the representation that is not going to participate in the batch-wise similarity comparison in this batch — we call this the *anchored* representation. Then, we compute the in-batch cross similarity between the anchored representation and intermediate representations using

$$\text{logits} = Y_s \otimes Y_b^T \quad (2)$$

where  $\text{logits}$  denotes in-batch cross similarity between source code representation  $y_s$  and binary code representation  $y_b$ . In this paper,  $\otimes$  denotes matrix multiplication. Then, we compute in-batch similarity of anchored and interpolated representations respectively by

$$\text{sim}_s = Y_s \otimes Y_s^T, \quad \text{sim}_b = Y_b \otimes Y_b^T, \quad (3)$$

where  $\text{sim}_s$  and  $\text{sim}_b$  denote in-batch similarity of source code and binary code.

After that, we compute the softmax of the average of similarities between two representations by

$$\text{targets} = (\text{sim}_s + \text{sim}_b)/2, \quad (4)$$

where  $\text{targets}$  denotes the average between source code similarity  $\text{sim}_s$  and binary code similarities  $\text{sim}_b$ . For the loss computation, we adopt Cross Entropy (CE) [62] to do in-batch loss computation by

$$\mathcal{L}_r = \text{CE}(\text{logits}, \text{targets}), \quad (5)$$

where  $\mathcal{L}$  denotes the model loss in source code and binary code representations. The model will then back propagate the loss and update the parameters.

### B. Simplex Interpolation for Gradual Learning

After completing the primary contrastive learning, we use simplex interpolation for gradual learning among the three representations, as shown in Figure 3 (a). Simplex interpolation is inspired by human translation (e.g., from source code to comment or vice versa) and the code compilation (or decompilation) process, in which conversion from one representation to the other involves much intermediate thinking or analysis. We use both linear and non-linear simplex interpolation as part of a gradual learning approach to obtain increasingly expressive embeddings. Based on simplex interpolation theories [63], we presume the intermediate representations between any of the two in source code, binary code, and comments can be a different view of the same program. The detailed steps are shown as follows:

**Permutation index** Due to the fact that we use batch-wise learning in COMBO, we assign a specific task for each program representation by a permutation index

$$I_{\text{perm}} = \text{randperm}(k), k = 3, \quad (6)$$

where  $I_{\text{perm}}$  indicates the permutation index and  $\text{randperm}(k)$  means a random permutation of integer from 0 to  $k$ . For brevity of notation, we use  $Y$  as the unified representation of the three views,  $Y = Y_s \oplus Y_b \oplus Y_c$ ,

where  $\oplus$  is an vector or matrix concatenation operator. We use the permutation index to assign selected tasks by  $Y[I_{\text{perm}}]$  to each data representations. By default, the first two representations will be the interpolated representation, and the third will serve as the anchored representation.

**Linear interpolation for direct learning** We create two interpolation methods to generate inputs for contrastive learning: linear interpolation and non-linear interpolation, as shown in a unified Figure 4. Both interpolation methods follow the same interpolation function  $\Gamma(a, b; \lambda)$  defined as

$$\Gamma(A, B; \lambda) = \lambda \odot A + (1 - \lambda) \odot B, \quad (7)$$

where  $A$  and  $B$  are batch data,  $\lambda$  denotes the interpolation index, and  $\odot$  indicates element-wise product. In COMBO, we have  $Y_l = \Gamma(Y_s, Y_b; \lambda_l)$  and  $Y_n = \Gamma(Y_s, Y_b; \lambda_n)$  for linear and non-linear interpolation, respectively. Linear interpolation imitates the learning process between one thing to another, in which people make overall progress towards all knowledge points for a given task. In practice, we use a neural network to predict a single value between 0 and 1 as the interpolation rate, denoted as

$$\lambda_l = f_{\text{interp}}^l(Y_s \oplus Y_b), \quad (8)$$

where  $f_{\text{interp}}^l$  denotes the interp NN function that learn the optimal interpolation index for both  $Y_s$  and  $Y_b$ , and  $\lambda_l$  denotes a linear interpolation index ranging from 0 to 1. Note that the Interp NN blocks in Figure 4 is just one of the possible implementations. Then, we apply linear interpolation onto the manifold vectors of source code and binary code, using

$$Y_l = \lambda_l \odot Y_s + (1 - \lambda_l) \odot Y_b, \quad (9)$$

where  $Y_l$  denotes batch-wise intermediate representation generated by the linear interpolation. Here, we adopt the broadcast property in computation so the index number  $\lambda_l$  will be expanded to the shape of  $Y_s$  and  $Y_b$  and become an item in vector multiplication.

**Non-linear interpolation for customized learning** Besides random interpolation, we also design a non-linear interpolation method. Distinct from direct learning, customized learning considers learning a  $\lambda_n$  that is different based on both interpolated vectors by

$$\lambda_n = f_{\text{interp}}^n(Y_s \oplus Y_b), \quad (10)$$

where  $f_{\text{interp}}^n$  denotes the non-linear interpolation vector, and  $Y_s \oplus Y_b$  indicates concatenation on the existing first non-batch size dimension of  $Y_s$  and  $Y_b$ .  $\lambda_n$  here is a matrix with the identical shape of  $Y_s$  and  $Y_b$ , and it considers both interpolated vectors in manifold  $\mathcal{M}_y$  to customize the learning process between every different input. When the  $\lambda_n$  is obtained, we apply the same interpolation formula to get the other intermediate representation

$$Y_n = \lambda_n \odot Y_s + (1 - \lambda_n) \odot Y_b, \quad (11)$$

where  $Y_l$  denotes intermediate representation generated by non-linear interpolation. Both interpolated embedding  $Y_l$  and  $Y_n$  serve as input to the intermediate contrastive learning.

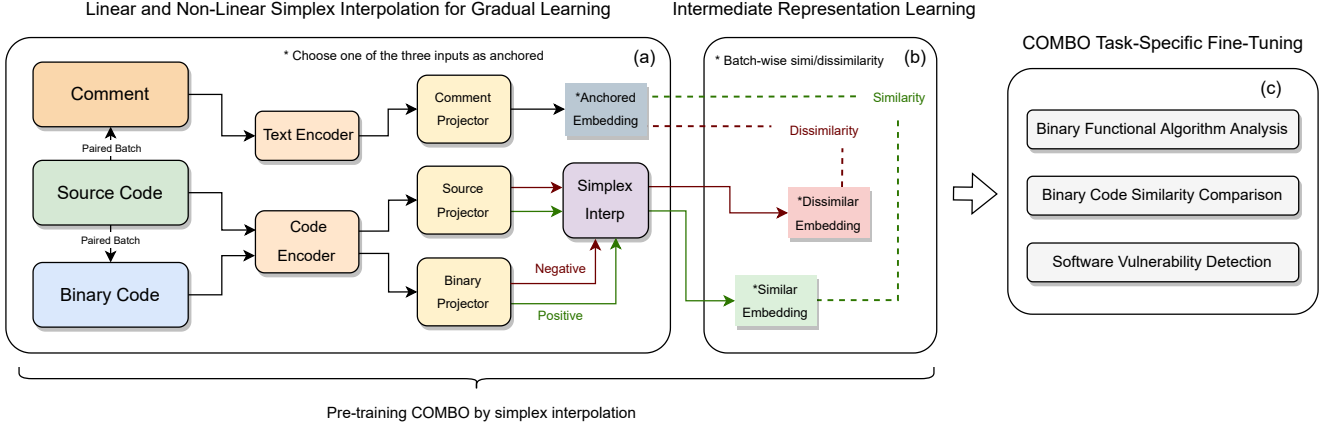


Fig. 3. Diagram of simplex interpolation and intermediate representation learning in COMBO. It consists of three main components: (a) simplex interpolation for gradual learning III-B, (b) intermediate contrastive learning III-C and (c) task-specific fine tuning III-E. After pre-training an embedding (Figure 2), (a) and (b) will be applied to the task-specific fine-tuning stage to initialize embeddings. In COMBO, we use assembly code lifted from executable binary code. In (a), we randomly choose two of the input as the interpolated while the third is anchored.

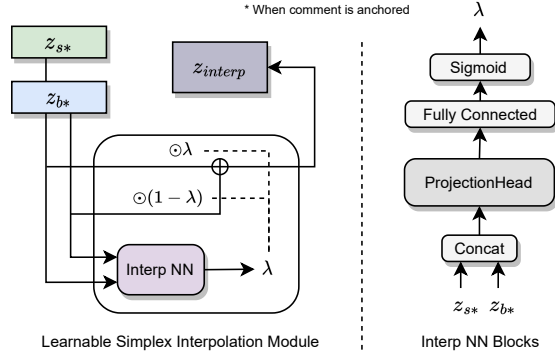


Fig. 4. Illustration of the Simplex Interpolation Process. The left side shows our linear interpolation pipeline, learning a  $\lambda$  to interpolate  $z_s$  and  $z_b$ . In practice,  $\lambda$  can be either  $\lambda_l$  that is a floating point number between 0 and 1, or non-linear interpolation  $\lambda_n$  that is a vector with each element between 0 and 1. The right side provides one type of interpolation NN block, consisting of the structure of ProjectionHead, a fully-connected layer, and the final Sigmoid layer.

### C. Intermediate Contrastive Learning

After getting the anchored and intermediate representation, we use an intermediate contrastive learning method to learn binary code embeddings. This is inspired by a continuation of Subsection III-B, in which we obtain intermediate representations that contains an alternative view of the semantics of the same program. Therefore, we generalize this inspiration to contrastive learning by using these intermediate representations as unseen but reasonable information about the program.

As shown in Figure 5, we use each interpolated program representation  $y_i$  in  $Y_i$  (interpolation between source code projection  $y_s$  and binary code projection  $y_b$  in figure illustration) to compare with the anchored program representation (comment projection  $y_c$  in figure illustration) in manifold  $\mathcal{M}_y$ . For simplicity,  $y'$  denotes all dissimilar projections (including

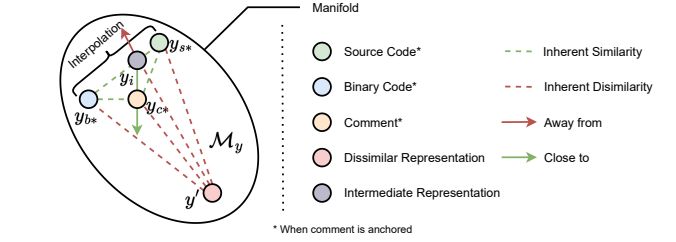


Fig. 5. Illustration of the intermediate contrastive learning. The source code  $y_s$ , binary code  $y_b$ , comment  $y_c$ , and their interpolations  $y_i$  in manifold  $\mathcal{M}_y$  are inherently similar, whereas they are dissimilar to any other program representations  $y'$ . Therefore, they will be close to one another but away from others during training.

intermediate and anchored representations not from the same program in a batch). We adopt a similar training process in Subsection III-A, replacing two of the representations with intermediate and anchored representations to conduct intermediate contrastive learning.

### D. Gradual learning

Following the graduate learning literature, models learn the most effectively when they follow a natural, progressive order as humans do [64], [65]. Specifically, models learn high-level data abstracts initially, then progress to more complicated embeddings. Following this intuition, we train our model via primary contrastive learning during cold start. After several epochs, we switch the training pattern to contrastive learning based on linear simplex interpolation. During the last stage, we change the simplex interpolation type to non-linear to further reduce the validation loss of our model and finalize the training process. This algorithm is presented in Algorithm 1.



**Algorithm 1** COMBO pre-training framework

**Require:** Source code set  $X_s$  with paired binary code set  $X_b$  and comment set  $X_c$ , split into train  $X^{train}$  and validation  $X^{val}$ .

**Ensure:** Minimization of loss on  $X^{val}$ .

```

1: if Primary contrastive learning then
2:   for  $batch = 1, \dots, k$  do
3:     Project  $X_c$ ,  $X_s$  and  $X_b$  to  $\mathcal{M}_y$  with encoders  $f_c$ 
       and  $f_b$ , and projectors  $f_{\mathcal{M}_y}^c$ ,  $f_{\mathcal{M}_y}^s$  and  $f_{\mathcal{M}_y}^b$ 
4:     Compute batch-wise similarity loss between two
       representations in  $\mathcal{M}_y$  and train the predictors and
       encoder
5:   end for
6: end if
7: if Contrastive learning by linear or non-linear simplex
   interpolation then
8:   for  $batch = 1, \dots, k$  do
9:     Project  $X_c$ ,  $X_s$  and  $X_b$  to  $\mathcal{M}_y$  with encoders  $f_c$ 
       and  $f_b$ , and projectors  $f_{\mathcal{M}_y}^c$ ,  $f_{\mathcal{M}_y}^s$  and  $f_{\mathcal{M}_y}^b$ 
10:    Random task assignment by  $I_{perm}$ , compute the
        index  $\lambda$  by the interpolation NN and get intermediate
        representations
11:    Compute batch-wise similarity loss between interme-
        diate and anchored representations in  $\mathcal{M}_y$  and train
        the predictors, encoder, and interp NN
12:   end for
13: end if

```

*E. Task-Specific Fine-tuning*

For evaluating the performance of our pre-trained binary code embedding, we select three downstream tasks: (1) algorithmic functionality classification from binaries, (2) binary code similarity detection, and (3) software vulnerability detection. Detailed descriptions are as follows:

**Algorithmic functionality classification from binaries** In this task, we aim to predict the functionality of binary code. Categorizing the functionality of binary code blocks enables developers to isolate code blocks of interest, which improves readability and saves development time [66]. Predicting binary functionality is also helpful in reverse engineering because it can help to distinguish portions of code according to their purpose in an overall program. In practice, this is an labor-intensive process in which humans manually annotate portions of a given binary — here, we use our approach to classify a given binary into a specific category (e.g., whether the binary implements a sorting algorithm vs. other algorithms). We hypothesize that our approach will enable accurate functionality classification because our pre-trained embedding incorporates information from multiple representations of many programs.

**Binary code similarity comparison** A common requirement in software analysis is similarity search — given an input program, finding other similar programs in a large cohort. Similarity metrics are widely used to inform searches for defects and vulnerabilities and to find well-documented

variants of an input program. Here, we use our approach to measure the similarity between two snippets of binary code. In this setting, we have no source code — the binary lacks structural information and comments from source code, and has little semantic information (e.g., no variable names or function names). We hypothesize that our approach will effectively report binary similarity because we leverage a pre-trained embedding constructed from a large corpus of source code, binary code, and comments.

**Software vulnerability detection** Software vulnerability detection aims to identify sections of code that could be exploited by an attacker. Software vulnerabilities are most costly bugs to have since attackers can do anything from stealing sensitive data to disrupting essential services, so vulnerabilities must be identified and fixed as quickly as possible. While statistical and machine learning-based feature extraction can assist in detecting source code vulnerabilities, few solutions that operate on binary code exist due to the lack of suitably-labeled binary datasets. Furthermore, techniques that analyze binary code cannot take advantage of vulnerable idiosyncrasies that may present in source code, which complicates vulnerability detection. Because our approach leverages a combination of source code, binary code, and comments during construction, we hypothesize that we can accurately identify vulnerabilities in a given binary.

We classify these tasks from the perspectives of scope of object in Table I below:

TABLE I  
CATEGORIZATION OF THREE DOWNSTREAM TASKS ABOUT BINARY CODE ANALYSIS.

Binary Code Analysis Tasks	Task Scope	Task Object
Algorithmic functionality classification (1)	Function	Understanding
Code similarity detection (2)	Function	Detection
Vulnerability detection (3)	Software	Detection

## IV. EXPERIMENTAL DESIGN

In this section, we introduce the experimental design for the construction and evaluation of COMBO. Specifically, we design and conduct four experiments in total: one assessment of the pre-training of COMBO, and three others for evaluating the performance of COMBO’s embeddings using three indicative downstream tasks relating to binary code analysis. We introduce these experiments to answer the following research questions:

- RQ1: How effective is each module in COMBO?
- RQ2 (Downstream Task 1) : How well do the embeddings provided by COMBO perform in the task of binary functional algorithm classification? Does COMBO outperform state-of-the-art pre-trained language representation models?
- RQ3 (Downstream Task 2): How accurate can it be using the embeddings provided by COMBO in the task of binary code similarity comparison? Is it better than state-of-the-art pre-trained language representation models?

- RQ4 (Downstream Task 3): How effective is it to use the embeddings provided by COMBO to discover vulnerabilities in binary executables? Is it more effective than state-of-the-art pre-trained language representation models?

Before we evaluate each RQ in turn, we first introduce the experimental setups including the dataset for training and evaluation, as well as the experimental procedures and settings.

#### A. Training Design (RQ1)

To train COMBO, we must build a dataset consisting of three program representations: source code, compiled binary code, and source code comments or summaries, and train COMBO to generate improved embeddings for downstream tasks. We obtain each program representation as follows:

**Source code:** To obtain source code, we use a widely-used public dataset called AnghaBench<sup>2</sup> as our source data for training COMBO. Specifically, we adopt the benchmark dataset that contains 1 million single-function C files extracted from programs and mined from popular GitHub repositories. This dataset serves as the source code representation in our method to incorporate semantic variety into the training process.

**Binary code:** After obtaining the source code from AnghaBench, we compile the code snippets in AnghaBench using Clang (specifically, LLVM<sup>3</sup>) to generate the corresponding assembly code. We choose LLVM assembly for platform transparency — many static and dynamic analyses exist for LLVM, and the Clang infrastructure supports many language backends from LLVM bytecode. However, in practice, any straight-line assembly language could fit the requirements of COMBO (i.e., the contrastive learning framework).

**Comments:** During pre-analysis, we found most comments in real-world source code are not globally informative. Specifically, human-written comments can be random in content (e.g., they may contain copyright notifications, random snippets of old code, or unstructured explanations), or contain partial information about the current location of code statements — source code comments in general are not always descriptions of semantics of a program’s complete source code. Therefore, we adopt an Encoder-Decoder CodeT5 [41] model to automatically generate a single comment for each snippet of source code in our dataset.

The length distribution of the processed dataset derived from AnghaBench is shown in Figure 6. From the figure, we see that the overall comment length distribution is quite different from both source and binary code since comments are considered a high-level abstraction of information using natural languages (as opposed to structured programming or assembly languages). We further compute the 90th percentile of length and find the results for source code, binary code, and comments to be 3,995, 14,683, and 78, respectively.

We use two Nvidia A40 GPUs during model pre-training and follow the parameter settings of SimpleCLIP [67]. We set

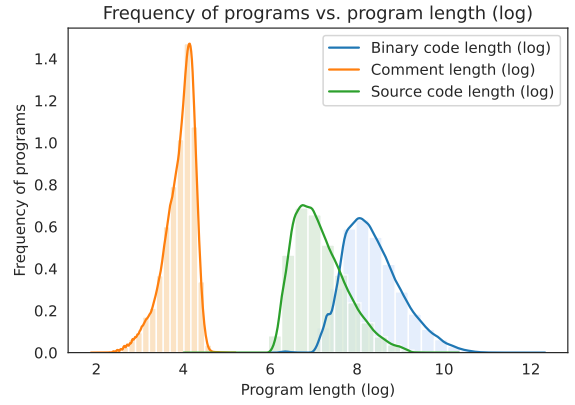


Fig. 6. Illustration of the length distribution of the source code, binary code and comments in the preprocessed dataset. The source and binary code length distributions are similar, whereas the comment length distribution skews towards shorter lengths.

the random seed as 42 in the pre-training for reproduction. To better evaluate the performance and robustness, we also train two versions of our model, COMBO-Light and COMBO. For COMBO-Light, we set 4 epochs for primary contrastive learning, 2 epochs for linear simplex contrastive learning, and 2 epochs for non-linear simplex contrastive learning. For COMBO, we use 10, 10, and 10 instead to improve the overall model efficiency.

#### B. Evaluation Design (RQ2 — RQ4)

Our evaluation of each research question considers different tasks and perspectives. For each of our three downstream tasks, we choose a publicly available dataset (and corresponding reference in the literature). We preprocess each dataset so that they can leverage the pre-trained embeddings from COMBO. The evaluation datasets include different sources from raw x86 assembly to LLVM assembly to binary executables with vulnerabilities. We will describe each task and associated dataset in detail in the following subsections.

**POJ-104** For the binary functional algorithm classification task (RQ2: Downstream Task 1), we adopt POJ-104 from the CodeXGLUE dataset [68]. In an Open Judge (OJ) system, students submit their solutions to a programming problem, and the OJ system judges whether the code can run successfully on all available test suites. In this way, the OJ system aims to improve the programming skills of users. From this dataset, we can find other programs that perform the same task as an input program (e.g., programs can be classified as bubble sort vs. heap sort. vs. Fibonacci sequence, etc.). The dataset includes programming problems and verified source code solutions. There are 104 programming problems in POJ-104, with 500 examples each, as shown in Table II. The dataset is categorized into train/development/test sets with non-overlapping program problem labels. Thus, we can view this dataset as containing 104 different classes in which to classify an input program. While the original POJ-104 dataset used source code structural information, we adapt it for classifying input binaries.

<sup>2</sup>AnghaBench: <http://cuda.dcc.ufmg.br/angha/home>

<sup>3</sup>LLVM Compiler Infrastructure: <https://llvm.org/>



TABLE II  
DATA STATISTICS OF THE POJ-104 DATASET.

Data Type	# Problems	# Examples
Train	64	32,000
Dev	16	8,000
Test	24	12,000

In our experiments, we compile each solution in POJ-104 to LLVM assembly code, keeping the functionality label unchanged. This change transforms POJ-104 into an assembly code dataset suiting our binary analysis interests. We fine-tune each model with 2 epochs and a block size of 400. We use training and validation batch sizes of 32 and 8, respectively, and choose learning rate to be  $2e-5$  and maximal gradient normalization to be 1. In all fine-tuning processes, we use the default random seed as 123456, provided by CodeXCLUE [68].

**BinaryCorp-3M** For the binary code similarity task (RQ3: Downstream Task 2), we use the BinaryCorp dataset from jTrans [23]. gcc and g++ are used to compile official Arch-Linux packages and the Arch User Repository. After using a compiler with different optimization levels, the dataset is organized by function. Critically, a function written in C could be compiled with -O0, -O1, -O2, -O3, or -Os — the dataset assumes that each function in the dataset is more similar to optimized variants than other functions in the dataset. Thus, the dataset is used in settings where we want to identify functional similarity in spite of binary-level differences introduced by various compiler optimizations. We use the BinaryCorp-3M dataset, which contains over 3 million functions, as shown in Table III.

TABLE III  
DATA STATISTICS OF THE BINCORP-3M DATASET.

Dataset	# Projects	# Binaries	# Functions
BinaryCorp-3M Train	1,600	8,357	3,126,367
BinaryCorp-3M Test	364	1,908	444,574

In our experiments, we use train and test sets to fine-tune the pre-trained models, including COMBO-Light but excluding COMBO by the default 11 epochs, and test their Mean Reciprical Rank (MRR) and Recall on two different pool sizes, 32 and 1000. To better evaluate COMBO’s performance on a large dataset, we use the zero-shot COMBO model instead of fine-tuning it.

**CGD & SeVC** In the software vulnerability detection task (RQ4: Downstream Task 3), we choose Code Gadget Dataset (CGD) and Semantic-based Vulnerability Candidate (SeVC), two subsets from SySeVR [18], an extensive dataset for detecting software vulnerabilities. The CGD came from National Vulnerability Database (NVD) and Software Assurance Reference Dataset (SARD). The dataset mainly focuses on buffer and resource management vulnerabilities in C/C++ programs, with 8,122 and 1,729 test cases re-

spectively. The SeVC dataset focuses on 1,591 open-source C/C++ programs from the NVD and 14,000 programs from the SARD. This dataset is organized into four types of vulnerability candidates — common software patterns associated with known vulnerabilities: Library/API Function Call, Arithmetic Expression, Array Usage, and Pointer Usage. Each type of vulnerability candidate is associated with one or more Common Weakness Enumeration<sup>4</sup> (CWE) — an industry standard in reporting and documenting software vulnerabilities. The dataset statistics of CGD and SeVC are shown in Table IV.

TABLE IV  
DATA STATISTICS OF THE CGD & SeVC DATASET.

Data Type	# Functions	# Normal	# Vulnerability
CWE-119	39,753	29,313	10,440
CWE-399	21,885	14,600	7,285
CWE-FunCall	64,403	50,800	13,603
CWE-Arithmetic	22,154	18,679	3,475
CWE-Array	42,229	31,303	10,926
CWE-Pointer	291,841	263,450	28,391

In our experiments, we combine both CGD and SeVC datasets to fine-tune and evaluate COMBO and state-of-the-art pre-trained models on program snippets that contain potential vulnerabilities in their binary executables. For the fine-tuning model framework, we adopt a simple non-linear classifier from BERT [45] and set random state as 42 for reproducibility.

## V. RESULT ANALYSIS

We discuss the outcomes of our evaluation in terms of each Research Question below.

### A. RQ1: Analysis of COMBO

We first analyze each component that makes up our COMBO framework. Specifically, we collect the validation loss in each training stage to analyze the generalizability of primary contrastive learning, linear simplex interpolation, and non-linear simplex interpolation in intermediate contrastive learning.

TABLE V  
QUANTITATIVE EVALUATION OF VALIDATION LOSS IN EACH TRAINING PHASE FOR COMBO-LIGHT AND COMBO. CL AND SI DENOTE CONTRASTIVE LEARNING AND SIMPLEX INTERPOLATION-BASED CONTRASTIVE LEARNING, RESPECTIVELY.

Approaches	PrimaryCL	LinearSI	Non-linearSI
COMBO-Light	0.156	0.051	0.048
COMBO	0.121	0.042	0.039
Loss change	22.4%	17.6%	25.6%

Table V shows the minimal validation loss during each stage of training in both COMBO-Light and COMBO. It shows the model benefits from extended training epochs in reducing validation loss, and overall the validation loss is substantially

<sup>4</sup>Mitre maintains the Common Weakness Enumeration, a taxonomy of common vulnerabilities found in software: <https://cwe.mitre.org/>.

decreased by incorporating simplex interpolation-based contrastive learning. The minimal validation loss decreased by 22.4% from 4 to 10 epochs in the primary contrastive learning stage and by 17.6% and 25.6% in linear and non-linear simplex interpolation.

Furthermore, we notice that in both COMBO-Light and COMBO, the transition from primary contrastive learning to linear simplex interpolation can substantially reduce the validation loss by 67.3% and 65.3%, respectively. It quantitatively validates the effectiveness of incorporating simplex interpolation to facilitate the learning process in cross-modality code contrastive learning.

### B. RQ2: Binary Functional Algorithm Classification

Recall that we designed three different downstream tasks in our experiments. Datasets in these tasks range from the low-level x86 code in binary similarity comparison to the original LLVM assembly code in algorithmic functionality classification task and vulnerable source code in software vulnerability detection. We aim to evaluate COMBO across a swath of indicative tasks where binary code is typically analyzed or reverse engineered.

TABLE VI  
QUANTITATIVE EVALUATION OF COMBO AND MULTIPLE PRE-TRAINED METHODS ON BINARY FUNCTIONAL ALGORITHM CLASSIFICATION OF POJ104 USING MEAN OF AVERAGE PRECISION (MAP), RECALL (MAR) AND F1 SCORE (MAF1).

Approaches	MAP	MAR	MAF1
RoBERTa [22]	0.703	0.615	0.656
CodeBERT [6]	0.706	0.629	0.665
GraphCodeBERT [7]	0.737	0.660	0.696
COMBO-Light (Ours)	0.737	0.664	0.699
COMBO (Ours)	<b>0.737</b>	<b>0.667</b>	<b>0.700</b>

Our first downstream task is algorithmic functionality classification for binary code. Recall that, in this setting, we use pre-trained embeddings from COMBO to aid in classifying an input binary snippet into one of 104 classes of algorithms (e.g., bubble sort vs. heap sort vs. Fibonacci sequence, etc.). To evaluate the performance of COMBO in this downstream task, we adopt mean of average prevision (MAP), mean of average recall (MAR), and mean of average F1 score (MAF) as three key criteria. We consider only C code that can be compiled to binaries — while most programs compiled successfully, we exclude those that could not be compiled, and report MAP, MAR, and MAF across all 104 classes.

Table VI shows the quantitative evaluation of COMBO and multiple pre-trained methods. We can find that both COMBO-Light and COMBO have comparable performance to GraphCodeBERT on MAP and further improve the MAR by 0.6% and 1.1%, respectively. COMBO also improves the MAF1 by 0.6% over GraphCodeBERT.

The results demonstrate that training the model on LLVM binary code can enhance the pre-trained models on binary code analysis. The overall improvement is closer to the improvement from RoBERTa to CodeBERT in this task, which is 2.2%

and 1.4% on MAR and MAF1, respectively. We speculate that this finding can be attributed to the inherent property of LLVM as an intermediate programming language between x86 binary and source code. Loosely, our approach benefits from the incorporation of information from source code during training, which is usually more informative in code classification tasks. Ultimately, these results demonstrate that our technique can effectively aid in the classification of algorithmic functionality of binary code.

### C. RQ3: Binary Code Similarity Comparison

Next, we evaluate COMBO using the BinaryCorp dataset, consisting of low-level x86-64 code, in a code similarity task. The BinaryCorp dataset is also the largest we considered by several orders of magnitude (3 million functions in BinaryCorp vs. less than 100k samples in POJ-104). This task has two objectives: (1) to analyze the performance of COMBO on large-scale real-world datasets, and (2) to evaluate the overall effectiveness of our training framework on a challenging x86-64 binary analysis task.

For this task, we adopt the criteria used in jTrans [23] to evaluate model performance. Specifically, there are three similarity comparison methods discussed in Haq and Caballero [66], including One-to-One, where the similarity score of one *source* binary code snippet to one *target* binary code snippet, One-to-Many, where a pool of *target* binary code snippets will be sorted based on their similarity score to one *source* binary code snippet, and Many-to-Many, where a pool of binary code snippets will be divided into groups based on similarity. We follow the One-to-Many approach as it is commonly used in similarity-base code search schemes [69], and adopt MRR and Recall metrics in jTrans to maintain generality of our evaluation.

Table VII shows the comprehensive results on two different sizes of candidate pools and across several comparisons. In this experiment, the dataset is organized such that each function is compiled multiple different ways, and when searching with one variant as an input, we expect the other variant to be rated more closely similar than any other function in the dataset. For example, we would expect to see function `f00` compiled with `-O1` to be treated as more similar to `f00` compiled with `-O2` than some other function `bar` compiled in any other way — the further down the list `f00_O2` is, the lower the resulting metrics in this setting. We consider two pool sizes (32 and 1000) for binary code query are shown for a comprehensive evaluation. The pool size represents how many binaries are compared at a time — that is, with One-to-Many similarity computation, for a given input binary, we compute similarity for *pool size* many other binaries. The pool size of 32 reflects application scenarios in laboratory experiments, so there are fewer similar binary code snippets, and not very indicative of real-world corpora of programs. On the other hand, a pool size of 1,000 is more informative as to real-world deployment of COMBO — typical laboratory datasets in this context do not exceed a pool size of 200.

TABLE VII

QUANTITATIVE EVALUATION OF COMBO AND MULTIPLE PRE-TRAINED METHODS ON BINARY CODE SIMILARITY COMPARISON. WE USE BINARYCORP-3M AS THE FINE-TUNING AND EVALUATION DATASET, FINE-TUNE EACH MODEL (INCLUDING COMBO-LIGHT BUT EXCLUDING COMBO) BY 11 EPOCHS, AND USE COMBO AS A ZERO-SHOT MODEL. WE SET THE POOL SIZES AS 32 AND 1000, AND DEFINE RECALL TO BE TOP1 RECALL.

Approaches	MRR — Pool size 32							Top 1 Recall — Pool size 32						
	O0,O3	O0,Os	O1,Os	O1,O3	O2,Os	O2,O3	Average	O0,O3	O0,Os	O1,Os	O1,O3	O2,Os	O2,O3	Average
RoBERTa [22]	0.324	0.372	0.807	0.823	0.837	0.941	0.684	0.199	0.248	0.740	0.758	0.786	0.918	0.608
CodeBERT [6]	0.339	0.365	0.790	0.820	0.845	0.943	0.684	0.208	0.236	0.716	0.755	0.792	0.921	0.605
GraphCodeBERT [7]	0.376	0.417	0.808	<b>0.829</b>	0.859	<b>0.950</b>	0.706	0.245	0.295	0.744	<b>0.766</b>	0.811	<b>0.929</b>	0.632
COMBO-Light	0.391	0.437	<b>0.812</b>	0.822	<b>0.860</b>	0.948	0.712	0.258	0.312	<b>0.748</b>	0.759	<b>0.814</b>	0.926	0.636
COMBO	<b>0.436</b>	<b>0.477</b>	0.801	0.816	0.851	0.944	<b>0.721</b>	<b>0.298</b>	<b>0.346</b>	0.737	0.757	0.800	0.923	<b>0.643</b>

Approaches	MRR — Pool size 1000							Top 1 Recall — Pool size 1000						
	O0,O3	O0,Os	O1,Os	O1,O3	O2,Os	O2,O3	Average	O0,O3	O0,Os	O1,Os	O1,O3	O2,Os	O2,O3	Average
RoBERTa [22]	0.088	0.110	0.535	0.560	0.610	0.800	0.450	0.055	0.068	0.451	0.477	0.530	0.741	0.387
CodeBERT [6]	0.089	0.104	0.506	0.552	0.604	0.810	0.444	0.055	0.065	0.423	0.466	0.523	0.753	0.381
GraphCodeBERT [7]	0.108	0.133	0.543	0.572	0.629	<b>0.812</b>	0.466	0.068	0.084	0.459	0.490	0.548	<b>0.754</b>	0.401
COMBO-Light	0.112	0.142	0.552	0.571	<b>0.634</b>	0.810	0.470	0.069	0.090	0.469	0.491	<b>0.556</b>	0.752	0.404
COMBO	<b>0.129</b>	<b>0.163</b>	<b>0.552</b>	<b>0.573</b>	0.618	0.809	<b>0.474</b>	<b>0.080</b>	<b>0.105</b>	<b>0.473</b>	<b>0.495</b>	0.538	0.752	<b>0.407</b>

As shown in Table VII, in the experiment with pool size 32, COMBO-Light and COMBO improve the average MRR by 0.8% and 2.1%, and further improves the Recall by 0.6% and 1.7%. In the experiment with pool size 1,000, COMBO-Light and COMBO improve the average MRR by 0.85% and 1.7%, and further improve the Recall by 0.6% and 1.5%.

We further note two additional findings. First, COMBO performs much better than other pre-trained models on more challenging settings of binary code similarity queries. In -O0,-O3 and -O0,-Os, COMBO outperforms the other models by 16.0% and 14.4% in MRR with pool size 32, along with 19.4% and 22.6% in MRR with pool size 1,000. As for the Recall, COMBO further improves Top1 Recall by 21.6% and 17.3% in pool size 32, along with 17.6% and 25% for pool size 1,000. For the MRR metric, the effectiveness of COMBO is more noticeable in the larger pool sizes, showing more potential for COMBO in real-world application scenarios.

Second, pre-trained models have comparable effectiveness in less challenging settings. As shown in Table VII, the performance of COMBO and COMBO-Light are similar to GraphCodeBERT in -O2,-Os and -O2,-O3 (where all the models perform relatively better — the difference in optimization level is lower, thus easier to detect static similarity). The difference among all five pre-trained models is also lower than more challenging settings. For instance, COMBO is 46.6% better than RoBERTa in -O0,-O3 of MRR with pool size 1000, but the difference decreases to 1.125% in -O2,-O3. This suggests that the internal property of binary code representation learning can be beneficial to challenging similarity comparisons, but the usefulness wanes when it comes to more shallow, static comparisons of binary code.

Overall, the binary code similarity comparison demonstrates that COMBO is substantially better than other large-scale pre-trained models in indicative x86 binary code similarity comparison.

#### D. RQ4: Software Vulnerability Detection

We further analyze how effective COMBO is at discovering known vulnerabilities in source code snippets. Source code is also the most challenging representation for COMBO to comprehend better and improve performance in analysis (since we target binary code representation). Recall that we adopt CWE datasets with six different vulnerabilities to evaluate the performance of COMBO and other pre-trained models. Here, we feed a known-vulnerable input source code snippet and classify which type of vulnerability the code contains: CWE 119 (e.g., raw pointer manipulation), CWE 399 (e.g., uninitialized variables), Function/API Calls (e.g., that disclose critical addresses), Arithmetic Expression (e.g., integer overflow), Array Usage (e.g., buffer overflow), or Pointer Usage (e.g., use-after-free). We consider typical Precision, Recall, and F1 scores to evaluate our approach.

Table VIII shows the results of COMBO and other pre-trained models on source code vulnerability detection. Based on the results, COMBO performs better in predicting vulnerabilities of arithmetic expression and pointer usage while less competitive in four other types of vulnerability detection. For MicroF1 and MacroF1, COMBO achieves comparable performance compared with GraphCodeBERT, showing the embedding quality of COMBO for source code analysis maintains the same level as the state-of-the-art model.

Across three downstream tasks, we find the COMBO has two properties in binary code analysis: (1) The overall performance of COMBO decreases from the most abstract code representation among three datasets (x86 assembly code) to the most human-readable datasets (source code). It indicates the improvement in binary code representation is more beneficial to applications on low-level code; (2) it has better capacity when dealing with the more extensive dataset, demonstrating its potential in real-world applications.

TABLE VIII  
QUANTITATIVE EVALUATION OF COMBO AND MULTIPLE PRE-TRAINED METHODS ON VULNERABILITY DETECTION OF CWE DATASET USING AVERAGE F1 SCORE.

Approaches	F1@119	F1@399	F1@FunCall	F1@Arithmetic	F1@Array	F1@Pointer	MicroF1	MacroF1
RoBERTa	0.888	<b>0.953</b>	<b>0.348</b>	0.621	0.386	0.692	0.648	0.659
CodeBERT	0.871	0.938	0.268	0.642	0.517	0.687	0.654	0.661
GraphCodeBERT	<b>0.894</b>	0.940	0.340	<b>0.651</b>	0.474	0.704	0.667	0.671
COMBO-Light	0.882	0.933	0.361	0.554	0.531	0.679	0.657	0.661
COMBO	0.879	0.947	0.292	0.640	<b>0.536</b>	<b>0.705</b>	<b>0.667</b>	<b>0.673</b>

## VI. DISCUSSION AND FUTURE WORK

This section discusses our model design and proposes research directions promising to AI, software engineering, and security communities. Some perspectives of our work are open for discussion, including the scale and diversity of the source code dataset, the choice of binary code version, and the training capacity of contrastive learning. We also propose directions for future works.

**Binary code scale and diversity** In our experiments, we adopt AnghaBench as the only dataset of source code and use the compiler method to get LLVM assembly code from this dataset for COMBO pre-training. While it has been an extensive dataset with one million C programs compared with other datasets in AI-based source code and binary code analysis and serves as a benchmark, the scale is still far behind that in natural language processing and computer vision. For example, the large version of RoBERTa [22] has approximately 135 GB corpus during training, and MoCo [52] has 150 GB ImageNet dataset for thorough contrastive learning. Since real-world code can be diverse, software engineering and the security community may benefit more from AI with a large-scale dataset to perform code pre-training and code contrastive learning tasks.

**LLVM or x86 assembly code** In practice, many formats of assembly exist to bridge the gap between source code and binary executables, and each format differs in expressiveness and abstraction. For COMBO, we decided to focus on LLVM and x86 assembly. LLVM assembly is closer to the source code due to its architecture-independent instruction set and source-level control constructs such as functions, while x86 assembly is a more readable representation of the instructions running on the bare metal. As mentioned above, we chose LLVM rather than x86 in training due to its closer resemblance to source code. We found LLVM-based assembly improves downstream tasks when evaluating x86, LLVM, and source code inputs, although the performance of the model decreases as inputs abstract away the actual instructions run on the machine. In practice, any assembly representation of the source code can act as the third modality in a contrastive learning model. While we only focused on assembly representations produced during the compilation pipeline, a promising research direction is using assembly formats like Ghidra’s pcode, which is a specialized assembly format produced during decompilation.

**Training capacity** During our experiments, we found that the model can learn more from the simplex interpolation

method we designed in COMBO when we increase the overall training epochs. In our experiments, we use 2xA40 and up to 30 epochs in training, and COMBO has revealed the capacity of code contrastive learning for binary code analysis. In the future, we may introduce a version of COMBO with sufficient training epochs and stepped learning rate during training and additional downstream tasks to evaluate the performance.

**Future work** COMBO currently only focuses on contrastive learning on the plain text of source code, binary code, and comments. In general, it attempts to abstract information in large natural language corpora with semantic information such as variable and function names and incorporates them into binary code. However, technically it can still be classified as a pre-training model styled itself in Natural Language Processing. More completed source and binary code structures, such as AST for reshaping source code to a tree-based data structure by its statements, and CFG using graph notation to inspect the path during binary code execution. Furthermore, incorporating multimodal code data, such as different kinds of LLVM assembly code, can also be a promising direction.

## VII. CONCLUSION

In summary, we present a novel approach that fully integrates binary code into the large-scale pre-training model framework and incorporates rich information from source code and comments into binary code. Our experiments show empirical evidence for our proposed components’ superiority to other approaches through three downstream tasks in binary code analysis. We hope this research work can inspire AI, software engineering, and security communities to develop new methods to improve binary code analysis further and facilitate binary code applications from different perspectives.

## REFERENCES

- [1] L. C. Harris and B. P. Miller, “Practical analysis of stripped binary code,” *ACM SIGARCH Computer Architecture News*, vol. 33, no. 5, pp. 63–68, 2005.
- [2] J. Pierce and T. Mudge, “Idtrace/spl minus/a tracing tool for i486 simulation,” in *Proceedings of International Workshop on Modeling, Analysis and Simulation of Computer and Telecommunication Systems*. IEEE, 1994, pp. 419–420.
- [3] Z. Wang, K. Pierce, and S. McFarling, “Bmat-a binary matching tool for stale profile propagation,” *The Journal of Instruction-Level Parallelism*, vol. 2, pp. 1–20, 2000.
- [4] J. T. Giffin, S. Jha, and B. P. Miller, “Efficient context-sensitive intrusion detection,” in *NDSS*, 2004.

- [5] C. Cifuentes, M. Van Emmerik, and N. Ramsey, "The design of a resourceable and retargetable binary translator," in *Sixth Working Conference on Reverse Engineering (Cat. No. PR00303)*. IEEE, 1999, pp. 280–291.
- [6] Z. Feng, D. Guo, D. Tang, N. Duan, X. Feng, M. Gong, L. Shou, B. Qin, T. Liu, D. Jiang *et al.*, "Codebert: A pre-trained model for programming and natural languages," *arXiv preprint arXiv:2002.08155*, 2020.
- [7] D. Guo, S. Ren, S. Lu, Z. Feng, D. Tang, S. Liu, L. Zhou, N. Duan, A. Svyatkovskiy, S. Fu *et al.*, "Graphcodebert: Pre-training code representations with data flow," *arXiv preprint arXiv:2009.08366*, 2020.
- [8] Y. Hu, Y. Zhang, J. Li, and D. Gu, "Binary code clone detection across architectures and compiling configurations," in *2017 IEEE/ACM 25th International Conference on Program Comprehension (ICPC)*. IEEE, 2017, pp. 88–98.
- [9] K. Liu, H. B. K. Tan, and X. Chen, "Binary code analysis," *Computer*, vol. 46, no. 8, pp. 60–68, 2013.
- [10] B. Kang and E. G. Im, "Analysis of binary code topology for dynamic analysis," in *Proceedings of the 29th Annual ACM Symposium on Applied Computing*, 2014, pp. 1731–1732.
- [11] T. Bao, J. Burket, M. Woo, R. Turner, and D. Brumley, "{BYTEWEIGHT}: Learning to recognize functions in binary code," in *23rd USENIX Security Symposium (USENIX Security 14)*, 2014, pp. 845–860.
- [12] A. Djoudi and S. Bardin, "Binsec: Binary code analysis with low-level regions," in *International Conference on Tools and Algorithms for the Construction and Analysis of Systems*. Springer, 2015, pp. 212–217.
- [13] R. David, S. Bardin, T. D. Ta, L. Mounier, J. Feist, M.-L. Potet, and J.-Y. Marion, "Binsec/se: A dynamic symbolic execution toolkit for binary-level analysis," in *2016 IEEE 23rd International Conference on Software Analysis, Evolution, and Reengineering (SANER)*, vol. 1. IEEE, 2016, pp. 653–656.
- [14] H. Aslanyan, M. Arutunian, G. Keropyan, S. Kurmangaleev, and V. Vardanyan, "Binside: Static analysis framework for defects detection in binary code," in *2020 Ivannikov Memorial Workshop (IVMEM)*. IEEE, 2020, pp. 3–8.
- [15] L. Li and C. Wang, "Dynamic analysis and debugging of binary code for security applications," in *International Conference on Runtime Verification*. Springer, 2013, pp. 403–423.
- [16] T. Ben-Nun, A. S. Jakobovits, and T. Hoefler, "Neural code comprehension: A learnable representation of code semantics," *Advances in Neural Information Processing Systems*, vol. 31, 2018.
- [17] Y. Zhang, J. Yang, H. Dong, Q. Wang, H. Shao, K. Leach, and Y. Huang, "Astro: An ast-assisted approach for generalizable neural clone detection," *arXiv preprint arXiv:2208.08067*, 2022.
- [18] Z. Li, D. Zou, S. Xu, H. Jin, Y. Zhu, and Z. Chen, "Sysevr: A framework for using deep learning to detect software vulnerabilities," *IEEE Transactions on Dependable and Secure Computing*, 2021.
- [19] Y. Guo, P. Li, Y. Luo, X. Wang, and Z. Wang, "Exploring gnn based program embedding technologies for binary related tasks," in *2022 IEEE/ACM 30th International Conference on Program Comprehension (ICPC)*. IEEE, 2022, pp. 366–377.
- [20] S. Arakelyan, S. Arasteh, C. Hauser, E. Kline, and A. Galstyan, "Bin2vec: learning representations of binary executable programs for security tasks," *Cybersecurity*, vol. 4, no. 1, pp. 1–14, 2021.
- [21] D. Guo, S. Lu, N. Duan, Y. Wang, M. Zhou, and J. Yin, "Unixcoder: Unified cross-modal pre-training for code representation," *arXiv preprint arXiv:2203.03850*, 2022.
- [22] Y. Liu, M. Ott, N. Goyal, J. Du, M. Joshi, D. Chen, O. Levy, M. Lewis, L. Zettlemoyer, and V. Stoyanov, "Roberta: A robustly optimized bert pretraining approach," *arXiv preprint arXiv:1907.11692*, 2019.
- [23] H. Wang, W. Qu, G. Katz, W. Zhu, Z. Gao, H. Qiu, J. Zhuge, and C. Zhang, "jtrans: Jump-aware transformer for binary code similarity," *arXiv preprint arXiv:2205.12713*, 2022.
- [24] L. Mou, G. Li, L. Zhang, T. Wang, and Z. Jin, "Convolutional neural networks over tree structures for programming language processing," in *Proceedings of the Thirtieth AAAI Conference on Artificial Intelligence*, 2016, pp. 1287–1293.
- [25] Z. Li, D. Zou, S. Xu, X. Ou, H. Jin, S. Wang, Z. Deng, and Y. Zhong, "Vuldeepecker: A deep learning-based system for vulnerability detection," *arXiv preprint arXiv:1801.01681*, 2018.
- [26] Z. Shi, K. Swersky, D. Tarlow, P. Ranganathan, and M. Hashemi, "Learning execution through neural code fusion," *arXiv preprint arXiv:1906.07181*, 2019.
- [27] C. Zeng, Y. Yu, S. Li, X. Xia, Z. Wang, M. Geng, L. Bai, W. Dong, and X. Liao, "degraphcs: Embedding variable-based flow graph for neural code search," *ACM Transactions on Software Engineering and Methodology*, 2021.
- [28] F. Ye, S. Zhou, A. Venkat, R. Marucs, N. Tatbul, J. J. Tithi, P. Petersen, T. Mattson, T. Kraska, P. Dubey *et al.*, "Misim: An end-to-end neural code similarity system," *arXiv preprint arXiv:2006.05265*, 2020.
- [29] F. Zuo, X. Li, P. Young, L. Luo, Q. Zeng, and Z. Zhang, "Neural machine translation inspired binary code similarity comparison beyond function pairs," *arXiv preprint arXiv:1808.04706*, 2018.
- [30] A. Vaswani, N. Shazeer, N. Parmar, J. Uszkoreit, L. Jones, A. N. Gomez, Ł. Kaiser, and I. Polosukhin, "Attention is all you need," *Advances in neural information processing systems*, vol. 30, 2017.
- [31] Y. Ji, L. Cui, and H. H. Huang, "Buggraph: Differentiating source-binary code similarity with graph triplet-loss network," in *Proceedings of the 2021 ACM Asia Conference on Computer and Communications Security*, 2021, pp. 702–715.
- [32] Z. Liu, Y. Yuan, S. Wang, and Y. Bao, "Sok: Demystifying binary lifters through the lens of downstream applications," in *2022 IEEE Symposium on Security and Privacy (SP)*. IEEE Computer Society, Los Alamitos, CA, USA, 2022, pp. 453–472.
- [33] E. Fülöp, A. Gyén, and N. Pataki, "Code comprehension for read-copy-update synchronization contexts in c code," in *International Conference on Geoinformatics and Data Analysis*. Springer, 2022, pp. 187–200.
- [34] A. Shokri and M. Mirakhorli, "Arcode: A tool for supporting comprehension and implementation of architectural concerns," in *2021 IEEE/ACM 29th International Conference on Program Comprehension (ICPC)*. IEEE, 2021, pp. 485–489.
- [35] S. Enders, E.-M. C. Behner, N. Bergmann, M. Rybalka, E. Padilla, E. X. Hui, H. Low, and N. Sim, "dewolf: Improving decompilation by leveraging user surveys," *arXiv preprint arXiv:2205.06719*, 2022.
- [36] E. Shi, Y. Wang, L. Du, J. Chen, S. Han, H. Zhang, D. Zhang, and H. Sun, "On the evaluation of neural code summarization," in *Proceedings of the 44th International Conference on Software Engineering*, 2022, pp. 1597–1608.
- [37] Y. Jiang, X. Su, C. Treude, and T. Wang, "Hierarchical semantic-aware neural code representation," *Journal of Systems and Software*, vol. 191, p. 111355, 2022.
- [38] F. Bertolotti and W. Cazzola, "Fold2vec: Towards a statement based representation of code for code comprehension," *ACM Transactions on Software Engineering and Methodology*, 2022.
- [39] A. Elnaggar, W. Ding, L. Jones, T. Gibbs, T. Feher, C. Angerer, S. Severini, F. Matthes, and B. Rost, "Codetrans: Towards cracking the language of silicon's code through self-supervised deep learning and high performance computing," *arXiv preprint arXiv:2104.02443*, 2021.
- [40] L. Phan, H. Tran, D. Le, H. Nguyen, J. Anibal, A. Peltekian, and Y. Ye, "Cotext: Multi-task learning with code-text transformer," *arXiv preprint arXiv:2105.08645*, 2021.
- [41] Y. Wang, W. Wang, S. Joty, and S. C. Hoi, "Codet5: Identifier-aware unified pre-trained encoder-decoder models for code understanding and generation," *arXiv preprint arXiv:2109.00859*, 2021.
- [42] Z. Liu, S. Li, D. Wu, Z. Chen, L. Wu, J. Guo, and S. Z. Li, "Unveiling the power of mixup for stronger classifiers," *arXiv preprint arXiv:2103.13027*, 2021.
- [43] N. Zhang, K. Canini, S. Silva, and M. Gupta, "Fast linear interpolation," *ACM Journal on Emerging Technologies in Computing Systems (JETC)*, vol. 17, no. 2, pp. 1–15, 2021.
- [44] S. Shekizhar and A. Ortega, "Model selection and explainability in neural networks using a polytope interpolation framework," in *2021 55th Asilomar Conference on Signals, Systems, and Computers*. IEEE, 2021, pp. 177–181.
- [45] D. Berthelot, C. Raffel, A. Roy, and I. Goodfellow, "Understanding and improving interpolation in autoencoders via an adversarial regularizer," *arXiv preprint arXiv:1807.07543*, 2018.
- [46] G. Somepalli, Y. Wu, Y. Balaji, B. Vinzamuri, and S. Feizi, "Unsupervised anomaly detection with adversarial mirrored autoencoders," in *Uncertainty in Artificial Intelligence*. PMLR, 2021, pp. 365–375.
- [47] H. Zhang, M. Cisse, Y. N. Dauphin, and D. Lopez-Paz, "mixup: Beyond empirical risk minimization," *arXiv preprint arXiv:1710.09412*, 2017.
- [48] J.-H. Kim, W. Choo, H. Jeong, and H. O. Song, "Co-mixup: Saliency guided joint mixup with supermodular diversity," *arXiv preprint arXiv:2102.03065*, 2021.
- [49] A. Galdran, G. Carneiro, and M. A. González Ballester, "Balanced-mixup for highly imbalanced medical image classification," in *Intern*

tional Conference on Medical Image Computing and Computer-Assisted Intervention. Springer, 2021, pp. 323–333.

- [50] Y. Tian, C. Sun, B. Poole, D. Krishnan, C. Schmid, and P. Isola, “What makes for good views for contrastive learning?” *Advances in Neural Information Processing Systems*, vol. 33, pp. 6827–6839, 2020.
- [51] T. Xiao, X. Wang, A. A. Efros, and T. Darrell, “What should not be contrastive in contrastive learning,” *arXiv preprint arXiv:2008.05659*, 2020.
- [52] K. He, H. Fan, Y. Wu, S. Xie, and R. Girshick, “Momentum contrast for unsupervised visual representation learning,” in *Proceedings of the IEEE/CVF conference on computer vision and pattern recognition*, 2020, pp. 9729–9738.
- [53] X. Chen and K. He, “Exploring simple siamese representation learning,” in *Proceedings of the IEEE/CVF Conference on Computer Vision and Pattern Recognition*, 2021, pp. 15 750–15 758.
- [54] A. Radford, J. W. Kim, C. Hallacy, A. Ramesh, G. Goh, S. Agarwal, G. Sastry, A. Askell, P. Mishkin, J. Clark *et al.*, “Learning transferable visual models from natural language supervision,” in *International Conference on Machine Learning*. PMLR, 2021, pp. 8748–8763.
- [55] P. Jain, A. Jain, T. Zhang, P. Abbeel, J. E. Gonzalez, and I. Stoica, “Contrastive code representation learning,” *arXiv preprint arXiv:2007.04973*, 2020.
- [56] W. L. Hamilton, R. Ying, and J. Leskovec, “Representation learning on graphs: Methods and applications,” *arXiv preprint arXiv:1709.05584*, 2017.
- [57] M. Jin, Y. Zheng, Y.-F. Li, C. Gong, C. Zhou, and S. Pan, “Multi-scale contrastive siamese networks for self-supervised graph representation learning,” *arXiv preprint arXiv:2105.05682*, 2021.
- [58] X. Xu, C. Liu, Q. Feng, H. Yin, L. Song, and D. Song, “Neural network-based graph embedding for cross-platform binary code similarity detection,” in *Proceedings of the 2017 ACM SIGSAC Conference on Computer and Communications Security*, 2017, pp. 363–376.
- [59] J. Yang, C. Fu, X.-Y. Liu, H. Yin, and P. Zhou, “Codee: a tensor embedding scheme for binary code search,” *IEEE Transactions on Software Engineering*, 2021.
- [60] G. Contardo, L. Denoyer, and T. Artieres, “Representation learning for cold-start recommendation,” *arXiv preprint arXiv:1412.7156*, 2014.
- [61] C. Xu, D. Tao, and C. Xu, “A survey on multi-view learning,” *arXiv preprint arXiv:1304.5634*, 2013.
- [62] Z. Zhang and M. Sabuncu, “Generalized cross entropy loss for training deep neural networks with noisy labels,” *Advances in neural information processing systems*, vol. 31, 2018.
- [63] C. Thrampoulidis, G. R. Kini, V. Vakilian, and T. Behnia, “Imbalance trouble: Revisiting neural-collapse geometry,” *arXiv preprint arXiv:2208.05512*, 2022.
- [64] J. Gou, B. Yu, S. J. Maybank, and D. Tao, “Knowledge distillation: A survey,” *International Journal of Computer Vision*, vol. 129, no. 6, pp. 1789–1819, 2021.
- [65] J. H. Cho and B. Hariharan, “On the efficacy of knowledge distillation,” in *Proceedings of the IEEE/CVF international conference on computer vision*, 2019, pp. 4794–4802.
- [66] I. U. Haq and J. Caballero, “A survey of binary code similarity,” *ACM Computing Surveys (CSUR)*, vol. 54, no. 3, pp. 1–38, 2021.
- [67] M. M. Shariatnia, “Simple CLIP,” 4 2021.
- [68] S. Lu, D. Guo, S. Ren, J. Huang, A. Svyatkovskiy, A. Blanco, C. Clement, D. Drain, D. Jiang, D. Tang *et al.*, “Codexglue: A machine learning benchmark dataset for code understanding and generation,” *arXiv preprint arXiv:2102.04664*, 2021.
- [69] V. Kashyap, D. B. Brown, B. Liblit, D. Melski, and T. W. Reps, “Source forager: A search engine for similar source code,” *CoRR*, vol. abs/1706.02769, 2017. [Online]. Available: <http://arxiv.org/abs/1706.02769>