

NOVEL VIEW SYNTHESIS WITH DIFFUSION MODELS

Daniel Watson William Chan Ricardo Martin-Brualla
Jonathan Ho Andrea Tagliasacchi Mohammad Norouzi

Google Research

ABSTRACT

We present 3DiM, a diffusion model for 3D novel view synthesis, which is able to translate a single input view into consistent and sharp completions across many views. The core component of 3DiM is a pose-conditional image-to-image diffusion model, which takes a source view and its pose as inputs, and generates a novel view for a target pose as output. 3DiM can generate multiple views that are 3D consistent using a novel technique called *stochastic conditioning*. The output views are generated autoregressively, and during the generation of each novel view, one selects a random conditioning view from the set of available views at each denoising step. We demonstrate that stochastic conditioning significantly improves the 3D consistency of a naïve sampler for an image-to-image diffusion model, which involves conditioning on a single fixed view. We compare 3DiM to prior work on the SRN ShapeNet dataset, demonstrating that 3DiM’s generated completions from a single view achieve much higher fidelity, while being approximately 3D consistent. We also introduce a new evaluation methodology, *3D consistency scoring*, to *measure* the 3D consistency of a generated object by training a neural field on the model’s output views. 3DiM is geometry free, does not rely on hyper-networks or test-time optimization for novel view synthesis, and allows a single model to easily scale to a large number of scenes.




Figure 1: Given a single input image on the left, 3DiM performs novel view synthesis and generates the four views on the right. We trained a single $\sim 471\text{M}$ parameter 3DiM on *all* of ShapeNet (without class-conditioning) and sample frames with 256 steps (512 score function evaluations with classifier-free guidance). See the [Supplementary Website](#) for video outputs.

1 INTRODUCTION

Diffusion Probabilistic Models (DPMs) (Sohl-Dickstein et al., 2015; Song & Ermon, 2019; Ho et al., 2020), also known as simply *diffusion models*, have recently emerged as a powerful family of generative models, achieving state-of-the-art performance on audio and image synthesis (Chen et al., 2020; Dhariwal & Nichol, 2021), while admitting better training stability over adversarial approaches (Goodfellow et al., 2014), as well as likelihood computation, which enables further applications such as compression and density estimation (Song et al., 2021; Kingma et al., 2021). Diffusion models have achieved impressive empirical results in a variety of image-to-image translation tasks not limited to text-to-image, super-resolution, inpainting, colorization, uncropping, and artifact removal (Song et al., 2020; Saharia et al., 2021a; Ramesh et al., 2022; Saharia et al., 2022).

One particular image-to-image translation problem where diffusion models have not been investigated is *novel view synthesis*, where, given a set of images of a given 3D scene, the task is to infer

how the scene looks from novel viewpoints. Before the recent emergence of Scene Representation Networks (SRN) (Sitzmann et al., 2019) and Neural Radiance Fields (NeRF) (Mildenhall et al., 2020), state-of-the-art approaches to novel view synthesis were typically built on generative models (Sun et al., 2018) or more classical techniques on interpolation or disparity estimation (Park et al., 2017; Zhou et al., 2018). Today, these models have been outperformed by NeRF-class models (Yu et al., 2021; Niemeyer et al., 2021; Jang & Agapito, 2021), where 3D consistency is *guaranteed by construction*, as images are generated by volume rendering of a single underlying 3D representation (a.k.a. “geometry-aware” models).

Still, these approaches feature different limitations. Heavily regularized NeRFs for novel view synthesis with few images such as RegNeRF (Niemeyer et al., 2021) produce undesired artifacts when given very few images, and fail to leverage knowledge from multiple scenes (recall NeRFs are trained on a single scene, i.e., one model *per scene*), and given one or very few views of a novel scene, a reasonable model must *extrapolate* to complete the occluded parts of the scene. PixelNeRF (Yu et al., 2021) and VisionNeRF (Lin et al., 2022) address this by training NeRF-like models conditioned on feature maps that encode the novel input view(s). However, these approaches are *regressive* rather than *generative*, and as a result, they cannot yield different plausible modes and are prone to blurriness. This type of failure has also been previously observed in regression-based models (Saharia et al., 2021b). Other works such as CodeNeRF (Jang & Agapito, 2021) and LoL-NeRF (Rebain et al., 2021) instead employ test-time optimization to handle novel scenes, but still have issues with sample quality.

In recent literature, *geometry-free* approaches (i.e., methods without explicit geometric inductive biases like those introduced by volume rendering) such as Light Field Networks (LFN) (Sitzmann et al., 2021) and Scene Representation Transformers (SRT) (Sajjadi et al., 2021) have achieved results competitive with 3D-aware methods in the “few-shot” setting, where the number of conditioning views is limited (i.e., 1-10 images vs. dozens of images as in the usual NeRF setting). Similarly to our approach, EG3D (Chan et al., 2022) provides *approximate* 3D consistency by leveraging generative models. EG3D employs a StyleGAN (Karras et al., 2019) with volumetric rendering, followed by generative super-resolution (the latter being responsible for the approximation). In comparison to this complex setup, diffusion not only provides a significantly simpler architecture, but also a simpler hyper-parameter tuning experience compared to GANs, which are well-known to be notoriously difficult to tune (Mescheder et al., 2018). Notably, diffusion models have already seen some success on 3D point-cloud generation (Luo & Hu, 2021; Waibel et al., 2022).

Motivated by these observations and the success of diffusion models in image-to-image tasks, we introduce *3D Diffusion Models* (3DiMs). 3DiMs are image-to-image diffusion models trained on *pairs* of images of the same scene, where we assume the poses of the two images are known. Drawing inspiration from Scene Representation Transformers (Sajjadi et al., 2021), 3DiMs are trained to build a conditional generative model of one view given another view and their poses. Our key discovery is that we can turn this image-to-image model into a model that can produce an entire set of 3D-consistent frames through autoregressive generation, which we enable with our novel *stochastic conditioning* sampling algorithm. We cover stochastic conditioning in more detail in Section 2.2 and provide an illustration in Figure 3. Compared to prior work, 3DiMs are generative (vs. regressive) geometry free models, they allow training to scale to a large number of scenes, and offer a simple end-to-end approach.

We now summarize our core contributions:

1. We introduce 3DiM, a geometry-free image-to-image diffusion model for novel view synthesis.
2. We introduce the *stochastic conditioning* sampling algorithm, which encourages 3DiM to generate 3D-consistent outputs.
3. We introduce *X-UNet*, a new UNet architecture (Ronneberger et al., 2015) variant for 3D novel view synthesis, demonstrating that changes in architecture are critical for high fidelity results.
4. We introduce an evaluation scheme for geometry-free view synthesis models, *3D consistency scoring*, that can numerically capture 3D consistency by training neural fields on model outputs.

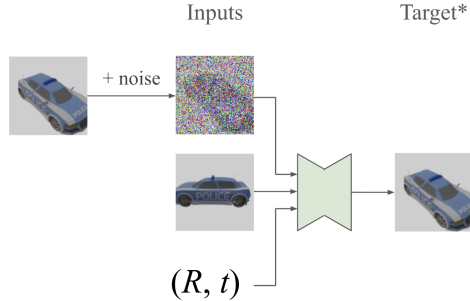


Figure 2: **Pose-conditional image-to-image training** – Example training inputs and outputs for pose-conditional image-to-image diffusion models. Given two frames from a common scene and their poses (R, t) , the task is to undo the noise added to one of the two frames. (*) In practice, our neural network is trained to predict the Gaussian noise ϵ used to corrupt the original view – the predicted view is still just a linear combination of the noisy input and the predicted ϵ .

2 POSE-CONDITIONAL DIFFUSION MODELS

To motivate 3DiMs, let us consider the problem of novel view synthesis given few images from a probabilistic perspective. Given a complete description of a 3D scene \mathcal{S} , for any pose \mathbf{p} , the view $\mathbf{x}^{(\mathbf{p})}$ at pose \mathbf{p} is fully determined from \mathcal{S} , i.e., views are conditionally independent given \mathcal{S} . However, we are interested in modeling distributions of the form $q(\mathbf{x}_1, \dots, \mathbf{x}_m | \mathbf{x}_{m+1}, \dots, \mathbf{x}_n)$ *without* \mathcal{S} , where views are no longer conditionally independent. A concrete example is the following: given the back of a person’s head, there are multiple plausible views for the front. An image-to-image model sampling front views given only the back should indeed yield different outputs for each front view – with no guarantees that they will be consistent with each other – especially if it learns the data distribution perfectly. Similarly, given a single view of an object that appears small, there is ambiguity on the pose itself: is it small and close, or simply far away? Thus, given the inherent ambiguity in the few-shot setting, we need a sampling scheme where generated views can depend on each other in order to achieve 3D consistency. This contrasts NeRF approaches, where query *rays* are conditionally independent given a 3D representation \mathcal{S} – an even stronger condition than imposing conditional independence among frames. Such approaches try to learn the richest possible representation for a single scene \mathcal{S} , while 3DiM avoids the difficulty of learning a generative model for \mathcal{S} altogether.

2.1 IMAGE-TO-IMAGE DIFFUSION MODELS WITH POSE CONDITIONING

Given a data distribution $q(\mathbf{x}_1, \mathbf{x}_2)$ of pairs of views from a common scene at poses $\mathbf{p}_1, \mathbf{p}_2 \in \text{SE}(3)$, we define an isotropic Gaussian process that adds increasing amounts of noise to data samples as the signal-to-noise-ratio λ decreases, following Salimans & Ho (2022):

$$q(\mathbf{z}_k^{(\lambda)} | \mathbf{x}_k) := \mathcal{N}(\mathbf{z}_k^{(\lambda)}; \sigma(\lambda)^{\frac{1}{2}} \mathbf{x}_k, \sigma(-\lambda) \mathbf{I}) \quad (1)$$

where $\sigma(\cdot)$ is the sigmoid function. We can apply the reparametrization trick (Kingma & Welling, 2013) and sample from these marginal distributions via

$$\mathbf{z}_k^{(\lambda)} = \sigma(\lambda)^{\frac{1}{2}} \mathbf{x}_k + \sigma(-\lambda)^{\frac{1}{2}} \epsilon, \quad \epsilon \sim \mathcal{N}(\mathbf{0}, \mathbf{I}) \quad (2)$$

Then, given a pair of views, we learn to reverse this process in one of the two frames by minimizing the objective proposed by Ho et al. (2020), which has been shown to yield much better sample quality than maximizing the true evidence lower bound (ELBO):

$$L = \mathbb{E}_{q(\mathbf{x}_1, \mathbf{x}_2)} \mathbb{E}_{\lambda, \epsilon} \|\epsilon_{\theta}(\mathbf{z}_2^{(\lambda)}, \mathbf{x}_1, \lambda, \mathbf{p}_1, \mathbf{p}_2) - \epsilon\|_2^2 \quad (3)$$

where ϵ_{θ} is a neural network whose task is to denoise the frame $\mathbf{z}_2^{(\lambda)}$ given a different (clean) frame \mathbf{x}_1 , and λ is the log signal-to-noise-ratio. To make our notation more legible, we slightly abuse notation and from now on we will simply write $\epsilon_{\theta}(\mathbf{z}_2^{(\lambda)}, \mathbf{x}_1)$.

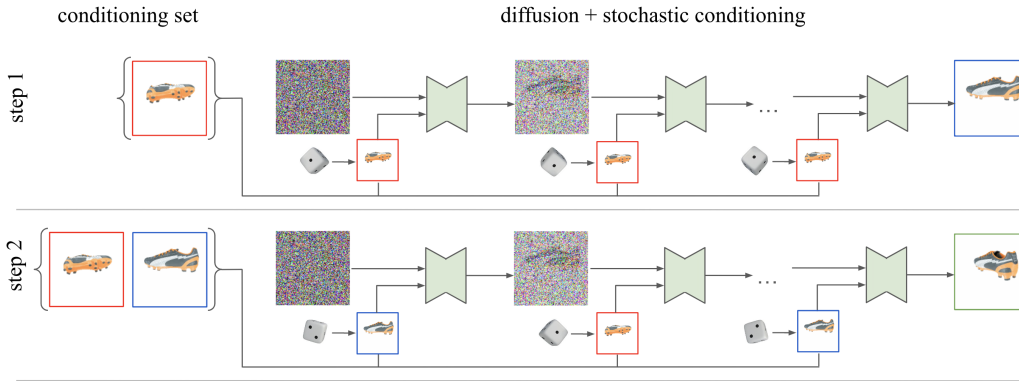


Figure 3: **Stochastic conditioning sampler** – There are two main components to our sampling procedure: 1) the autoregressive generation of multiple frames, and 2) the denoising process to generate each frame. When generating a new frame, we randomly select a previous frame as the conditioning frame at each denoising step. We omit the pose inputs in the diagram to avoid overloading the figure, but they should be understood to be recomputed at each step, depending on the conditioning view we randomly sample.

2.2 3D CONSISTENCY VIA STOCHASTIC CONDITIONING

Motivation. We begin this section by motivating the need of our stochastic conditioning sampler. In the ideal situation, we would model our 3D scene frames using the chain rule decomposition:

$$p(\mathbf{x}) = \prod_i p(\mathbf{x}_i | \mathbf{x}_{<i}) \quad (4)$$

This factorization is ideal, as it models the distribution exactly without making any conditional independence assumptions. Each frame is generated autoregressively, conditioned on all the previous frames. However, we found this solution to perform poorly. Due to memory limitations, we can only condition on a limited number of frames in practice, (i.e., a k -Markovian model). We also find that, as we increase the maximum number of input frames k , the worse the sample quality becomes. In order to achieve the best possible sample quality, we thus opt for the bare minimum of $k = 2$ (i.e., an image-to-image model). Our key discovery is that, with $k = 2$, we can still achieve approximate 3D consistency. Instead of using a sampler that is Markovian over frames, we leverage the iterative nature of diffusion sampling by *varying* the conditioning frame at each denoising step.

Stochastic Conditioning. We now detail our novel *stochastic conditioning* sampling procedure that allows us to generate 3D-consistent samples from a 3DiM. We start with a set of conditioning views $\mathcal{X} = \{\mathbf{x}_1, \dots, \mathbf{x}_k\}$ of a static scene, where typically $k = 1$ or is very small. We then generate a new frame by running a modified version of the standard denoising diffusion reverse process for steps $\lambda_{\min} = \lambda_T < \lambda_{T-1} < \dots < \lambda_0 = \lambda_{\max}$:

$$\hat{\mathbf{x}}_{k+1} = \frac{1}{\sigma(\lambda_t)^{\frac{1}{2}}} \left(\mathbf{z}_{k+1}^{(\lambda_t)} - \sigma(-\lambda_t)^{\frac{1}{2}} \epsilon_{\theta}(\mathbf{z}_{k+1}^{(\lambda_t)}, \mathbf{x}_i) \right) \quad (5)$$

$$\mathbf{z}_{k+1}^{(\lambda_{t-1})} \sim q \left(\mathbf{z}_{k+1}^{(\lambda_{t-1})} | \mathbf{z}_{k+1}^{(\lambda_t)}, \hat{\mathbf{x}}_{k+1} \right) \quad (6)$$

where, crucially, $i \sim \text{Uniform}(\{1, \dots, k\})$ is re-sampled at each denoising step. In other words, each individual denoising step is conditioned on a different *random* view from \mathcal{X} (the set that contains the input view(s) and the previously generated samples). Once we finish running this sampling chain and produce a final \mathbf{x}_{k+1} , we simply add it to \mathcal{X} and repeat this procedure if we want to sample more frames. Given sufficient denoising steps, stochastic conditioning allows each generated frame to be guided by all previous frames. See Figure 3 for an illustration. In practice, we use 256 denoising steps, which we find to be sufficient to achieve both high sample quality and approximate 3D consistency. As usual in the literature, the first (noisiest sample) is just a Gaussian, i.e., $\mathbf{z}_i^{(\lambda_T)} \sim \mathcal{N}(\mathbf{0}, \mathbf{I})$, and at the last step λ_0 , we sample noiselessly.

We can interpret stochastic conditioning as a naïve approximation to true autoregressive sampling that works well in practice. True autoregressive sampling would require a score model of the form $\nabla_{\mathbf{z}_{k+1}^{(\lambda)}} \log q(\mathbf{z}_{k+1}^{(\lambda)} | \mathbf{x}_1, \dots, \mathbf{x}_k)$, but this would strictly require multi-view training data, while we are ultimately interested in enabling novel view synthesis with as few as two training views per scene.

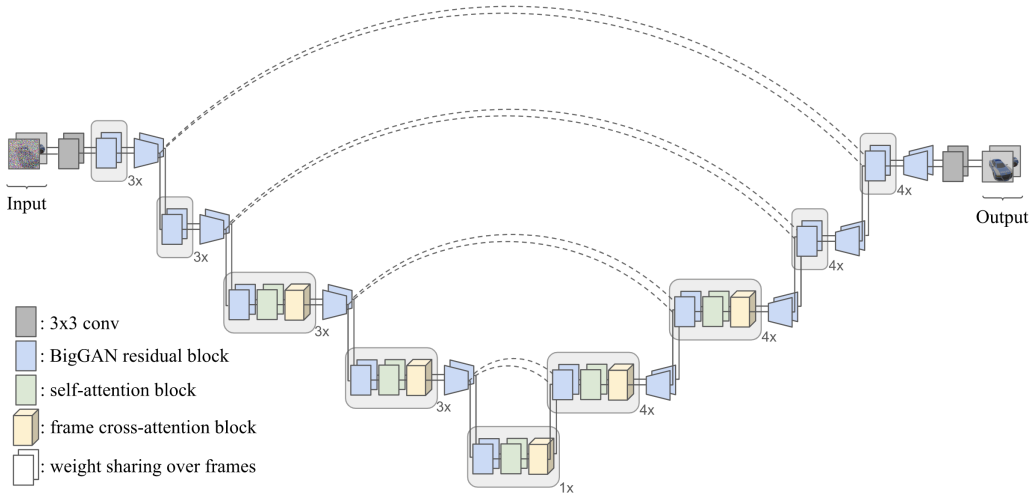


Figure 4: **X-UNet Architecture** – We modify the typical UNet architecture used by recent work on diffusion models to accommodate 3D novel view synthesis. We share the same UNet weights among the two input frames, the clean conditioning view and the denoising target view. We add cross attention layers to mix information between the input and output view, illustrated in yellow.

2.3 X-UNET

The 3DiM model needs a neural network architecture that takes both the conditioning frame and the noisy frame as inputs. One natural way to do this is simply to *concatenate* the two images along the channel dimensions, and use the standard UNet architecture (Ronneberger et al., 2015; Ho et al., 2020). This “Concat-UNet” has found significant success in prior work of image-to-image diffusion models (Saharia et al., 2021b;a). However, in our early experiments, we found that the Concat-UNet yields very poor results – there were severe 3D inconsistencies and lack of alignment to the conditioning image. We hypothesize that, given limited model capacity and training data, it is difficult to learn complex, nonlinear image transformations that only rely on self-attention. We thus introduce our *X-UNet*, whose core changes are (1) sharing parameters to process each of the two views, and (2) using cross attention between the two views. We find our X-UNet architecture to be very effective for 3D novel view synthesis.

We now describe X-UNet in detail. We follow Ho et al. (2020); Song et al. (2020), and use the UNet (Ronneberger et al., 2015) with residual blocks and self-attention. We also take inspiration from Video Diffusion Models (Ho et al., 2022) by sharing weights over the two input frames for all the convolutional and self-attention layers, but with several key differences:

1. We let each frame have its own noise level (recall that the inputs to a DDPM residual block are feature maps as well as a positional encoding for the noise level). We use a positional encoding of λ_{\max} for the clean frame. Ho et al. (2022) conversely denoise multiple frames simultaneously, each at the same noise level.
2. Alike Ho et al. (2020), we modulate each UNet block via FiLM (Dumoulin et al., 2018), but we use the sum of pose and noise-level positional encodings, as opposed to the noise-level embedding alone. Our pose encoding additionally differs in that they are of the same dimensionality as frames – they are camera rays, identical to those used by Sajjadi et al. (2021).
3. Instead of attending over “time” after each self-attention layer like Ho et al. (2022), which in our case would entail only two attention weights, we define a *cross-attention* layer and let each frame’s feature maps call this layer to query the other frame’s feature maps.

For more details on our proposed architecture, we refer the reader to the [Supplementary Material \(Sec.6\)](#). We also provide a comparison to the “Concat-UNet” architecture in Section 3.2.

3 EXPERIMENTS

We benchmark 3DiMs on the SRN ShapeNet dataset (Sitzmann et al., 2019) to allow comparisons with prior work on novel view synthesis from a single image. This dataset consists of views and poses of car and chair ShapeNet (Chang et al., 2015) assets, rendered at the 128x128 resolution.

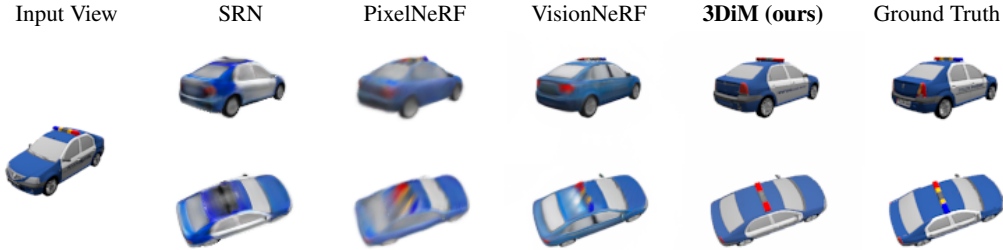


Figure 5: **State-of-the-art comparisons** – Example input and output views of a 3DiM trained on the SRN cars dataset at the 128x128 resolution, compared to existing geometry-aware methods. Results are best appreciated in the [Supplementary Website](#).

	SRN cars			SRN chairs		
	PSNR (\uparrow)	SSIM (\uparrow)	FID (\downarrow)	PSNR (\uparrow)	SSIM (\uparrow)	FID (\downarrow)
Geometry-aware						
SRN	22.25	0.88	41.21	22.89	0.89	26.51
PixelNeRF	23.17	0.89	59.24	23.72	0.90	38.49
VisionNeRF	22.88	0.90	21.31	24.48	0.92	10.05
CodeNeRF	23.80	*0.91	–	23.66	*0.90	–
Geometry-free						
LFN	22.42	*0.89	–	22.26	*0.90	–
ENR	22.26	–	–	22.83	–	–
3DiM (ours)	21.01	0.57	8.99	17.05	0.53	6.57

Table 2: **State-of-the-art comparisons** – Results on the SRN ShapeNet benchmark comparing 3DiMs to prior work on novel view synthesis from a single image. (*) SSIM scores may not necessarily be computed with a Gaussian kernel following Wang et al. (2004) – in practice we observe this can lead to differences of up to 0.02. We report these marked numbers directly from prior work.

We compare 3DiMs with Light Field Networks (LFN) (Sitzmann et al., 2021) and Equivariant Neural Rendering (ENR) (Dupont et al., 2020), two competitive geometry-free approaches, as well as geometry-aware approaches including Scene Representation Networks (SRN) (Sitzmann et al., 2019), PixelNeRF (Yu et al., 2021), and the recent VisionNeRF (Lin et al., 2022). We include standard metrics in the literature: peak signal-to-noise-ratio (PSNR), structural similarity (SSIM) (Wang et al., 2004), and the Fréchet Inception Distance (FID) (Heusel et al., 2017). To remain consistent with prior work, we evaluate over all scenes in the held-out dataset (each has 251 views), conditioning our models on a single view (view #64) to produce all other 250 views via a single call to our sampler outlined in Section 2.2, and then report the average PSNR and SSIM. Importantly, FID scores were computed with this same number of views, comparing the set of all generated views against the set of all the ground truth views. Because prior work did not include FID scores, we acquire the evaluation image outputs of SRN, PixelNeRF and VisionNeRF and compute the scores ourselves. We reproduce PSNR scores, and carefully note that some of the models do not follow Wang et al. (2004) on their SSIM computation (they use a uniform rather than Gaussian kernel), so we also recompute SSIM scores following (Wang et al., 2004). For more details, including hyperparameter choices, see [Supplementary Material \(Sec.7\)](#).

Out-of-distribution poses on SRN chairs. We note that the test split of the SRN ShapeNet chairs was unintentionally released with out-of-distribution poses compared to the train split: most test views are at a much larger distance to the object than those in the training dataset; we confirmed this via correspondence with the authors of Sitzmann et al. (2019). Because 3DiMs are geometry-free, we (unsurprisingly) observe that they do not perform well on this out-of-distribution evaluation task, as all the poses used at test-time are of scale never seen during training. However, simply merging, shuffling, and re-splitting the dataset completely fixes the issue. To maintain comparability with

	SRN cars			SRN chairs*		
	PSNR (\uparrow)	SSIM (\uparrow)	FID (\downarrow)	PSNR (\uparrow)	SSIM (\uparrow)	FID (\downarrow)
3DiM	21.01	0.57	8.99	14.29	0.48	3.30
+ no stochastic conditioning	23.82	0.59	1.87	15.73	0.51	1.05
+ regression	22.55	0.85	17.45	16.85	0.76	20.70

Table 3: **Ablation** – study removing stochastic conditioning and diffusion altogether from 3DiM. Results are included for novel view synthesis from a single image on the SRN ShapeNet benchmark. (*) Re-split chairs dataset as detailed in Section 3 – not comparable to numbers in Table 2.

prior work, results on SRN chairs in Table 2 are those on the *original* dataset, and we denote the re-split dataset as “SRN chairs*” (note the *) in all subsequent tables to avoid confusion.

State-of-the-art comparisons. While 3DiM does not necessarily achieve superior reconstruction errors (PSNR and SSIM, see Table 2), qualitatively, we find that the fidelity of our generated videos can be strikingly better. The use of diffusion models allows us to produce sharp samples, as opposed to regression models that are well-known to be prone to blurriness (Saharia et al., 2021b) in spite of high PSNR and SSIM scores. This is why we introduce and evaluate FID scores. In fact, we do not expect to achieve very low reconstruction errors due to the inherent ambiguity of novel view synthesis with a single image: constructing a consistent object with the given frame(s) is acceptable, but will still be punished by said reconstruction metrics if it differs from the ground truth views (even if achieving consistency). We additionally refer the reader to Section 3.1, where we include simple ablations demonstrating how worse models can improve the different standardized metrics in the literature. E.g., we show that with regression models, similarly to the baseline samples, PSNR and SSIM do not capture sharp modes well – they scores these models as much better despite the samples looking significantly more blurry (with PixelNeRF, which qualitatively seems the blurriest, achieving the best scores).

3.1 ABLATION STUDIES

We now present some ablation studies on 3DiM. First, we remove our proposed sampler and use a naïve image-to-image model as discussed at the start of Section 2.2. We additionally remove the use of a diffusion process altogether, i.e., a regression model that generates samples via a single denoising step. Naturally, the regression models are trained separately, but we can still use an identical architecture, always feeding white noise for one frame, along with its corresponding noise level λ_{\min} . Results are included in Table 3 and samples are included in Figure 6.

Unsurprisingly, we find that both of these components are crucial to achieve good results. The use of many diffusion steps allows sampling sharp images that achieve much better (lower) FID scores than both prior work and the regression models, where in both cases, reconstructions appear blurry. Notably, the regression models achieve better PSNR and SSIM scores than 3DiM despite the severe blurriness, suggesting that these standardized metrics fail to meaningfully capture sample quality for geometry-free models, at least when comparing them to geometry-aware or non-stochastic reconstruction approaches. Similarly, FID also has a failure mode: naïve image-to-image sampling improves (decreases) FID scores significantly, but severely worsens shape and texture inconsistencies between sampled frames. These findings suggest that none of these standardized metrics are sufficient to effectively evaluate geometry-free models for view synthesis; nevertheless, we observe that said metrics do correlate well with sample quality *across 3DiMs* and can still be useful indicators for hyperparameter tuning despite their individual failures.

3.2 UNET ARCHITECTURE COMPARISONS

In order to demonstrate the benefit of our proposed modifications, we additionally compare our proposed X-UNet architecture from Section 2.3 to the simpler UNet architecture following Saharia et al. (2021b;a) (which we simply call “Concat-UNet”). The Concat-UNet architecture, unlike ours, does not share weights across frames; instead, it simply concatenates the conditioning image to the noisy input image along the channel axis. To do this comparison, we train 3DiMs on the Concat-UNet architecture with the same number of hidden channels, and keep all other hyperparameters




Figure 6: **Ablations** – Example input and output views of 3DiM ablations on the SRN chairs dataset at the 128x128 resolution. The second “Image-to-Image” column corresponds to removing our stochastic conditioning sampler from Section 2.2. The third “Concat-UNet” column corresponds to removing our proposed architecture in Section 2.3, resorting to a UNet that concatenates both images along the channel axis instead of weight sharing over frames. The fourth “Regression” column is one-step diffusion model trained from scratch.

		cars			chairs*		
	PSNR (\uparrow)	SSIM (\uparrow)	FID (\downarrow)	PSNR (\uparrow)	SSIM (\uparrow)	FID (\downarrow)	
Concat-UNet	17.21	0.52	21.54	12.36	0.44	5.15	
X-UNet	21.01	0.57	8.99	14.29	0.48	3.30	

Figure 7: **Architecture comparison** – study comparing the X-UNet and Concat-UNet neural architectures. Results are included for novel view synthesis from a single image on the SRN ShapeNet benchmark, with the re-split chairs as detailed in Section 3. (*) Re-split chairs dataset as detailed in Section 3 – these numbers are not comparable to those in Table 2.

identical. Because our architecture has the additional cross-attention layer at the coarse-resolution blocks, our architecture has a slightly larger number of parameters than the Concat-UNet ($\sim 471\text{M}$ v.s. $\sim 421\text{M}$). Results are included in Table 7 and Figure 6.

While the Concat-UNet architecture is able to sample frames that resemble the data distribution, we find that 3DiMs trained with our proposed X-UNet architecture suffer much less from 3D inconsistency and alignment to the conditioning frame. Moreover, while the metrics should be taken with a grain of salt as previously discussed, we find that *all* the metrics significantly worsen with the Concat-UNet. We hypothesize that our X-UNet architecture better exploits symmetries between frames and poses due to our proposed weight-sharing mechanism, and that the cross-attention helps significantly to align with the content of the conditioning view.

4 EVALUATING 3D CONSISTENCY IN GEOMETRY-FREE VIEW SYNTHESIS

As we demonstrate in Sections 3.1 and 3.2, the standardized metrics in the literature have failure modes when specifically applied to geometry-free novel view synthesis models, e.g., their inability to successfully measure 3D consistency, and the possibility of improving them with worse models. Leveraging the fact that volumetric rendering of colored density fields are 3D-consistent by design, we thus propose an additional evaluation scheme called “3D consistency scoring”. Our metrics should satisfy the following desiderata:

1. The metric must penalize outputs that are not 3D consistent.
2. The metric must **not** penalize outputs that are 3D consistent but deviate from the ground truth.
3. The metric must penalize outputs that do not align with the conditioning view(s).

Training view source	SRN cars			SRN chairs*		
	PSNR (\uparrow)	SSIM (\uparrow)	FID (\downarrow)	PSNR (\uparrow)	SSIM (\uparrow)	FID (\downarrow)
Original data (3D consistent)	28.21	0.96	10.57	24.87	0.93	17.05
3DiM (\sim 1.3B params)	28.48	0.96	29.55	22.90	0.86	58.61
3DiM (\sim 471M params)	28.53	0.96	22.09	18.84	0.79	98.78
+ no stochastic conditioning	25.78	0.94	30.51	17.61	0.75	116.16

Table 5: **3D consistency scores** – For neural fields trained with different view sources, we compare renders to held-out views from the same sources.

In order to satisfy the second requirement, we *cannot* compare output renders to ground-truth views. Thus, one straightforward way to satisfy all desiderata is to sample many views from the geometry-free model given a single view, train a NeRF-like neural field (Mildenhall et al., 2020) on a fraction of these views, and compute a set of metrics that compare neural field renders on the remaining views. This way, if the geometry-free model outputs inconsistent views, the training of neural field will be hindered and classical image evaluation metrics should clearly reflect this. Additionally, to enforce the third requirement, we simply include the conditioning view(s) that were used to generate the rest as part of the training data. We report PSNR, SSIM and FID on the held-out views, although one could use other metrics under our proposed evaluation scheme.

We evaluate 3DiMs on the SRN benchmark, and for comparison, we additionally include metrics for models trained on (1) the real test views and (2) on image-to-image samples from the 3DiMs, i.e., without our proposed sampler like we reported in Section 3. To maintain comparability, we sample the same number of views from the different 3DiMs we evaluate in this section, all at the same poses and conditioned on the same single views. We leave out 10% of the test views (25 out of 251) from neural field training, picking 25 random indices once and maintaining this choice of indices for all subsequent evaluations. We also train models with more parameters (\sim 1.3B) in order to investigate whether increasing model capacity can further improve 3D consistency. See [Supplementary Material \(Sec.7\)](#) for more details on the neural fields we chose and their hyperparameters.

We find that our proposed evaluation scheme clearly punishes 3D inconsistency as desired – the neural fields trained on image-to-image 3DiM samples have worse scores across *all* metrics compared to neural fields trained on 3DiM outputs sampled via our stochastic conditioning. This helps quantify the value of our proposed sampler, and also prevents the metrics from punishing reasonable outputs that are coherent with the input view(s) but do not match the target views – a desirable property due to the stochasticity of generative models. Moreover, we qualitatively find that the smaller model reported in the rest of the paper is comparable in quality to the \sim 1.3B parameter model on cars, though on chairs, we do observe a significant improvement on 3D consistency in our samples. Importantly, 3D consistency scoring agrees with our qualitative observations.

5 CONCLUSION AND FUTURE WORK

We propose 3DiM, a diffusion model for 3D novel view synthesis. Combining improvements in our X-UNet neural architecture (Section 2.3), with our novel *stochastic conditioning* sampling strategy that enables autoregressive generation over frames (Section 2.2), we show that from as few as a single image we can generate approximately 3D consistent views with very sharp sample quality. We additionally introduce *3D consistency scoring* to evaluate the 3D consistency of geometry-free generative models by training neural fields on model output views, as their performance will be hindered increasingly with inconsistent training data (Section 4). We thus show, both quantitatively and visually, that 3DiMs with stochastic conditioning can achieve 3D consistency and high sample quality simultaneously, and how classical metrics fail to capture both sharp modes and 3D inconsistency.

We are most excited about the possibility of applying 3DiM, which can model entire datasets with a single model, to the largest 3D datasets from the real world – though more research is required to handle noisy poses, varying focal lengths, and other challenges such datasets impose. Developing an end-to-end approach for high-quality generation that is 3D consistent by design (Poole et al., 2022) also remains an important direction to explore for image-to-3D media generation.

ACKNOWLEDGMENTS

We would like to thank Ben Poole for thoroughly reviewing this work, and providing useful feedback and ideas since the earliest stages of our research. We thank Tim Salimans for providing us with stable code to train diffusion models, which we used as the starting point for this paper, as well as code for neural network modules and diffusion sampling tricks used in their more recent "Video Diffusion Models" paper. We thank Erica Moreira for her critical support on juggling resource allocations for us to execute our work. We also thank David Fleet for his key support on securing the computational resources required for our work, as well as the many helpful research discussions throughout. We additionally would like to acknowledge and thank Kai-En Lin and Vincent Sitzmann for providing us with the outputs of their work on novel view synthesis and their helpful correspondence. We thank Mehdi Sajjadi and Etienne Pot for consistently lending us their expertise, especially on issues with datasets, cameras, rays, and all-things 3D. We thank Keunhong Park, who refactored a lot of the NeRF code we used, which made it easier to implement our proposed 3D consistency evaluation scheme. We thank Sarah Laszlo for helping us ensure our models and datasets meet responsible AI practices. Finally, we'd like to thank Geoffrey Hinton, Chitwan Saharia, and more widely the Google Brain Toronto team for their useful feedback, suggestions, and ideas throughout our research effort.

REFERENCES

- Jonathan T. Barron, Ben Mildenhall, Dor Verbin, Pratul P. Srinivasan, and Peter Hedman. Mip-nerf 360: Unbounded anti-aliased neural radiance fields. *CVPR*, 2022.
- James Bradbury, Roy Frostig, Peter Hawkins, Matthew James Johnson, Chris Leary, Dougal Maclaurin, George Necula, Adam Paszke, Jake VanderPlas, Skye Wanderman-Milne, et al. Jax: Autograd and xla. *Astrophysics Source Code Library*, pp. ascl-2111, 2021.
- Eric R Chan, Connor Z Lin, Matthew A Chan, Koki Nagano, Boxiao Pan, Shalini De Mello, Orazio Gallo, Leonidas J Guibas, Jonathan Tremblay, Sameh Khamis, et al. Efficient geometry-aware 3d generative adversarial networks. In *Proceedings of the IEEE/CVF Conference on Computer Vision and Pattern Recognition*, pp. 16123–16133, 2022.
- Angel X Chang, Thomas Funkhouser, Leonidas Guibas, Pat Hanrahan, Qixing Huang, Zimo Li, Silvio Savarese, Manolis Savva, Shuran Song, Hao Su, et al. Shapenet: An information-rich 3d model repository. *arXiv preprint arXiv:1512.03012*, 2015.
- Nanxin Chen, Yu Zhang, Heiga Zen, Ron J Weiss, Mohammad Norouzi, and William Chan. Wavegrad: Estimating gradients for waveform generation. *arXiv preprint arXiv:2009.00713*, 2020.
- Prafulla Dhariwal and Alexander Nichol. Diffusion models beat gans on image synthesis. *Advances in Neural Information Processing Systems*, 34, 2021.
- Vincent Dumoulin, Ethan Perez, Nathan Schucher, Florian Strub, Harm de Vries, Aaron Courville, and Yoshua Bengio. Feature-wise transformations. *Distill*, 3(7):e11, 2018.
- Emilien Dupont, Miguel Bautista Martin, Alex Colburn, Aditya Sankar, Josh Susskind, and Qi Shan. Equivariant neural rendering. In *International Conference on Machine Learning*, pp. 2761–2770. PMLR, 2020.
- Ian Goodfellow, Jean Pouget-Abadie, Mehdi Mirza, Bing Xu, David Warde-Farley, Sherjil Ozair, Aaron Courville, and Yoshua Bengio. Generative adversarial nets. *Advances in neural information processing systems*, 27, 2014.
- Martin Heusel, Hubert Ramsauer, Thomas Unterthiner, Bernhard Nessler, and Sepp Hochreiter. Gans trained by a two time-scale update rule converge to a local nash equilibrium. *Advances in neural information processing systems*, 30, 2017.
- Jonathan Ho and Tim Salimans. Classifier-free diffusion guidance. In *NeurIPS 2021 Workshop on Deep Generative Models and Downstream Applications*, 2021.

- Jonathan Ho, Ajay Jain, and Pieter Abbeel. Denoising diffusion probabilistic models. *Advances in Neural Information Processing Systems*, 33:6840–6851, 2020.
- Jonathan Ho, Tim Salimans, Alexey Gritsenko, William Chan, Mohammad Norouzi, and David J Fleet. Video diffusion models. *arXiv preprint arXiv:2204.03458*, 2022.
- Wonbong Jang and Lourdes Agapito. Codenerf: Disentangled neural radiance fields for object categories. In *Proceedings of the IEEE/CVF International Conference on Computer Vision*, pp. 12949–12958, 2021.
- Tero Karras, Samuli Laine, and Timo Aila. A style-based generator architecture for generative adversarial networks. In *Proceedings of the IEEE/CVF conference on computer vision and pattern recognition*, pp. 4401–4410, 2019.
- Tero Karras, Miika Aittala, Timo Aila, and Samuli Laine. Elucidating the design space of diffusion-based generative models. *arXiv preprint arXiv:2206.00364*, 2022.
- Diederik Kingma, Tim Salimans, Ben Poole, and Jonathan Ho. Variational diffusion models. *Advances in neural information processing systems*, 34:21696–21707, 2021.
- Diederik P Kingma and Jimmy Ba. Adam: A method for stochastic optimization. *arXiv preprint arXiv:1412.6980*, 2014.
- Diederik P Kingma and Max Welling. Auto-encoding variational bayes. *arXiv preprint arXiv:1312.6114*, 2013.
- Kai-En Lin, Lin Yen-Chen, Wei-Sheng Lai, Tsung-Yi Lin, Yi-Chang Shih, and Ravi Ramamoorthi. Vision transformer for nerf-based view synthesis from a single input image. *arXiv preprint arXiv:2207.05736*, 2022.
- Shitong Luo and Wei Hu. Diffusion probabilistic models for 3d point cloud generation. In *Proceedings of the IEEE/CVF Conference on Computer Vision and Pattern Recognition*, pp. 2837–2845, 2021.
- Lars Mescheder, Andreas Geiger, and Sebastian Nowozin. Which training methods for gans do actually converge? In *International conference on machine learning*, pp. 3481–3490. PMLR, 2018.
- Ben Mildenhall, Pratul P Srinivasan, Matthew Tancik, Jonathan T Barron, Ravi Ramamoorthi, and Ren Ng. Nerf: Representing scenes as neural radiance fields for view synthesis. In *European conference on computer vision*, pp. 405–421. Springer, 2020.
- Thomas Müller, Alex Evans, Christoph Schied, and Alexander Keller. Instant neural graphics primitives with a multiresolution hash encoding. *ACM Trans. Graph.*, 41(4):102:1–102:15, July 2022. doi: 10.1145/3528223.3530127. URL <https://doi.org/10.1145/3528223.3530127>.
- Michael Niemeyer, Jonathan T Barron, Ben Mildenhall, Mehdi SM Sajjadi, Andreas Geiger, and Noha Radwan. Regnerf: Regularizing neural radiance fields for view synthesis from sparse inputs. *arXiv preprint arXiv:2112.00724*, 2021.
- Eunbyung Park, Jimei Yang, Ersin Yumer, Duygu Ceylan, and Alexander C Berg. Transformation-grounded image generation network for novel 3d view synthesis. In *Proceedings of the IEEE conference on computer vision and pattern recognition*, pp. 3500–3509, 2017.
- Ben Poole, Ajay Jain, Jonathan T Barron, and Ben Mildenhall. Dreamfusion: Text-to-3d using 2d diffusion. *arXiv preprint arXiv:2209.14988*, 2022.
- Aditya Ramesh, Prafulla Dhariwal, Alex Nichol, Casey Chu, and Mark Chen. Hierarchical text-conditional image generation with clip latents. *arXiv preprint arXiv:2204.06125*, 2022.
- Daniel Rebaun, Mark Matthews, Kwang Moo Yi, Dmitry Lagun, and Andrea Tagliasacchi. Lolnerf: Learn from one look, 2021.

- Olaf Ronneberger, Philipp Fischer, and Thomas Brox. U-net: Convolutional networks for biomedical image segmentation. In *International Conference on Medical image computing and computer-assisted intervention*, pp. 234–241. Springer, 2015.
- Chitwan Saharia, William Chan, Huiwen Chang, Chris A Lee, Jonathan Ho, Tim Salimans, David J Fleet, and Mohammad Norouzi. Palette: Image-to-image diffusion models. *arXiv preprint arXiv:2111.05826*, 2021a.
- Chitwan Saharia, Jonathan Ho, William Chan, Tim Salimans, David J Fleet, and Mohammad Norouzi. Image super-resolution via iterative refinement. *arXiv preprint arXiv:2104.07636*, 2021b.
- Chitwan Saharia, William Chan, Saurabh Saxena, Lala Li, Jay Whang, Emily Denton, Seyed Kamyar Seyed Ghasemipour, Burcu Karagol Ayan, S Sara Mahdavi, Rapha Gontijo Lopes, et al. Photorealistic text-to-image diffusion models with deep language understanding. *arXiv preprint arXiv:2205.11487*, 2022.
- Mehdi SM Sajjadi, Henning Meyer, Etienne Pot, Urs Bergmann, Klaus Greff, Noha Radwan, Suhani Vora, Mario Lucic, Daniel Duckworth, Alexey Dosovitskiy, et al. Scene representation transformer: Geometry-free novel view synthesis through set-latent scene representations. *arXiv preprint arXiv:2111.13152*, 2021.
- Tim Salimans and Jonathan Ho. Progressive distillation for fast sampling of diffusion models. *arXiv preprint arXiv:2202.00512*, 2022.
- Vincent Sitzmann, Michael Zollhöfer, and Gordon Wetzstein. Scene representation networks: Continuous 3d-structure-aware neural scene representations. *Advances in Neural Information Processing Systems*, 32, 2019.
- Vincent Sitzmann, Semon Rezhikov, Bill Freeman, Josh Tenenbaum, and Fredo Durand. Light field networks: Neural scene representations with single-evaluation rendering. *Advances in Neural Information Processing Systems*, 34, 2021.
- Jascha Sohl-Dickstein, Eric Weiss, Niru Maheswaranathan, and Surya Ganguli. Deep unsupervised learning using nonequilibrium thermodynamics. In *International Conference on Machine Learning*, pp. 2256–2265. PMLR, 2015.
- Yang Song and Stefano Ermon. Generative modeling by estimating gradients of the data distribution. *Advances in Neural Information Processing Systems*, 32, 2019.
- Yang Song, Jascha Sohl-Dickstein, Diederik P Kingma, Abhishek Kumar, Stefano Ermon, and Ben Poole. Score-based generative modeling through stochastic differential equations. *arXiv preprint arXiv:2011.13456*, 2020.
- Yang Song, Conor Durkan, Iain Murray, and Stefano Ermon. Maximum likelihood training of score-based diffusion models. *Advances in Neural Information Processing Systems*, 34:1415–1428, 2021.
- Shao-Hua Sun, Minyoung Huh, Yuan-Hong Liao, Ning Zhang, and Joseph J Lim. Multi-view to novel view: Synthesizing novel views with self-learned confidence. In *Proceedings of the European Conference on Computer Vision (ECCV)*, pp. 155–171, 2018.
- Dor Verbin, Peter Hedman, Ben Mildenhall, Todd Zickler, Jonathan T. Barron, and Pratul P. Srinivasan. Ref-NeRF: Structured view-dependent appearance for neural radiance fields. *CVPR*, 2022.
- Dominik JE Waibel, Ernst Röoell, Bastian Rieck, Raja Giryes, and Carsten Marr. A diffusion model predicts 3d shapes from 2d microscopy images. *arXiv preprint arXiv:2208.14125*, 2022.
- Zhou Wang, Alan C Bovik, Hamid R Sheikh, and Eero P Simoncelli. Image quality assessment: from error visibility to structural similarity. *IEEE transactions on image processing*, 13(4):600–612, 2004.

Alex Yu, Vickie Ye, Matthew Tancik, and Angjoo Kanazawa. pixelnerf: Neural radiance fields from one or few images. In *Proceedings of the IEEE/CVF Conference on Computer Vision and Pattern Recognition*, pp. 4578–4587, 2021.

Tinghui Zhou, Richard Tucker, John Flynn, Graham Fyffe, and Noah Snavely. Stereo magnification: Learning view synthesis using multiplane images. *arXiv preprint arXiv:1805.09817*, 2018.

Novel View Synthesis with Diffusion Models

Supplementary Material

6 ARCHITECTURE DETAILS

In order to maximize the reproducibility of our results, we provide code in JAX (Bradbury et al., 2021) for our proposed X-UNet neural architecture from Section 2.3. Assuming we have an input batch with elements each containing

```
{
    "z", # noisy input image (HxWx3 tensor)
    "x", # conditioning view (HxWx3 tensor)
    "logsnr", # log signal-to-noise ratio of noisy image (scalar)
    "t", # camera positions (two 3d vectors)
    "R", # camera rotations (two 3x3 matrices)
    "K", # camera intrinsics (a.k.a. calibration matrix) (3x3 matrix)
}
```

our neural network module is as follows:

```
from typing import Optional

import flax.linen as nn
import jax
import jax.numpy as jnp
import numpy as onp
import visu3d as v3d

nonlinearity = nn.swish

def out_init_scale():
    return nn.initializers.variance_scaling(0., 'fan_in', 'truncated_normal')

def nearest_neighbor_upsample(h):
    B, F, H, W, C = h.shape
    h = h.reshape(B, F, H, 1, W, 1, C)
    h = jnp.broadcast_to(h, (B, F, H, 2, W, 2, C))
    return h.reshape(B, F, H * 2, W * 2, C)

def avgpool_downsample(h, k=2):
    return nn.avg_pool(h, (1, k, k), (1, k, k))

def posenc_ddpm(timesteps, emb_ch: int, max_time=1000.,
                dtype=jnp.float32):
    """Positional encodings for noise levels, following DDPM."""
    # 1000 is the magic number from DDPM. With different timesteps, we
    # normalize by the number of steps but still multiply by 1000.
    timesteps *= (1000. / max_time)
    half_dim = emb_ch // 2
    # 10000 is the magic number from transformers.
    emb = onp.log(10000) / (half_dim - 1)
    emb = jnp.exp(jnp.arange(half_dim, dtype=dtype) * -emb)
```

```

emb = emb.reshape(*([1] * (timesteps.ndim - 1)), emb.shape[-1])
emb = timesteps.astype(dtype)[..., None] * emb
emb = jnp.concatenate([jnp.sin(emb), jnp.cos(emb)], axis=-1)
return emb

def posenc_nerf(x, min_deg=0, max_deg=15):
    """Concatenate x and its positional encodings, following NeRF."""
    if min_deg == max_deg:
        return x
    scales = jnp.array([2**i for i in range(min_deg, max_deg)])
    xb = jnp.reshape(
        (x[..., None, :] * scales[:, None]), list(x.shape[:-1]) + [-1])
    )
    emb = jnp.sin(jnp.concatenate([xb, xb + onp.pi / 2.], axis=-1))
    return jnp.concatenate([x, emb], axis=-1)

class GroupNorm(nn.Module):
    """Group normalization, applied over frames."""

    @nn.compact
    def __call__(self, h):
        B, _, H, W, C = h.shape
        h = nn.GroupNorm(num_groups=32)(h.reshape(B * 2, F, H, W, C))
        return h.reshape(B, 2, H, W, C)

class FiLM(nn.Module):
    """Feature-wise linear modulation."""
    features: int

    @nn.compact
    def __call__(self, h, emb):
        emb = nn.Dense(2 * self.features)(nonlinearity(emb))
        scale, shift = jnp.split(emb, 2, axis=-1)
        return h * (1. + scale) + shift

class ResnetBlock(nn.Module):
    """BigGAN-style residual block, applied over frames."""
    features: Optional[int] = None
    dropout: float = 0.
    resample: Optional[str] = None

    @nn.compact
    def __call__(self, h_in, emb, *, train: bool):
        B, _, _, _, C = h_in.shape
        features = C if self.features is None else self.features

        h = nonlinearity(GroupNorm()(h_in))
        if self.resample is not None:
            updown = {
                'up': nearest_neighbor_upsample,
                'down': avgpool_downsample,
            }[self.resample]

        h = nn.Conv(
            features, kernel_size=(1, 3, 3), strides=(1, 1, 1))(h)
        h = FiLM(features=features)(GroupNorm()(h), emb)

```

```

h = nonlinearity(h)
h = nn.Dropout(rate=self.dropout)(h, deterministic=not train)
h = nn.Conv(
    features,
    kernel_size=(1, 3, 3),
    strides=(1, 1, 1),
    kernel_init=out_init_scale()(h)

if C != features:
    h_in = nn.Dense(features)(h_in)
return (h + h_in) / onp.sqrt(2)

class AttnLayer(nn.Module):
    attn_heads: int = 4

    @nn.compact
    def __call__(self, *, q, kv):
        C = q.shape[-1]
        head_dim = C // self.attn_heads
        q = nn.DenseGeneral((self.attn_heads, head_dim))(q)
        k = nn.DenseGeneral((self.attn_heads, head_dim))(kv)
        v = nn.DenseGeneral((self.attn_heads, head_dim))(kv)
        return nn.dot_product_attention(q, k, v)

class AttnBlock(nn.Module):
    attn_type: str
    attn_heads: int = 4

    @nn.compact
    def __call__(self, h_in):
        B, _, H, W, C = h.shape

        h = GroupNorm()(h_in)
        h0 = h[:, 0].reshape(B, H * W, C)
        h1 = h[:, 1].reshape(B, H * W, C)
        attn_layer = AttnLayer(attn_heads=self.attn_heads)

        if self.attn_type == 'self':
            h0 = attn_layer(q=h0, kv=h0)
            h1 = attn_layer(q=h1, kv=h1)
        elif self.attn_type == 'cross':
            h0 = attn_layer(q=h0, kv=h1)
            h1 = attn_layer(q=h1, kv=h0)
        else:
            raise NotImplementedError(self.attn_type)

        h = jnp.stack([h0, h1], axis=1)
        h = h.reshape(B, F, H, W, -1)
        h = nn.DenseGeneral(
            C, axis=(-2, -1), kernel_init=out_init_scale()(h)
        return (h + h_in) / onp.sqrt(2)

class XUNetBlock(nn.Module):
    features: int
    use_attn: bool = False
    attn_heads: int = 4

```



```

dropout: float = 0.

@nn.compact
def __call__(self, x, emb, *, train: bool):
    h = ResnetBlock(
        features=self.features,
        dropout=self.dropout)(x, emb, train=train)

    if self.use_attn:
        h = AttnBlock(
            attn_type='self', attn_heads=self.attn_heads)(h)
        h = AttnBlock(
            attn_type='cross', attn_heads=self.attn_heads)(h)

    return h

class ConditioningProcessor(nn.Module):
    """Process conditioning inputs into embeddings."""
    emb_ch: int
    num_resolutions: int
    use_pos_emb: bool = True
    use_ref_pose_emb: bool = True

    @nn.compact
    def __call__(self, batch, cond_mask):
        B, H, W, C = batch['x'].shape

        # Log signal-to-noise-ratio embedding.
        logsnr = jnp.clip(batch['logsnr'], -20., 20.)
        logsnr = 2. * jnp.arctan(jnp.exp(-logsnr / 2.)) / onp.pi
        logsnr_emb = posenc_ddpm(logsnr, emb_ch=self.emb_ch, max_time=1.)
        logsnr_emb = nn.Dense(self.emb_ch)(logsnr_emb)
        logsnr_emb = nn.Dense(self.emb_ch)(nonlinearity(logsnr_emb))

        # Pose embeddings.
        world_from_cam = v3d.Transform(R=batch['R'], t=batch['t'])
        cam_spec = v3d.PinholeCamera(resolution=(H, W), K=batch['K'])
        rays = v3d.Camera(
            spec=cam_spec, world_from_cam=world_from_cam).rays()

        pose_emb_pos = posenc_nerf(rays.pos, min_deg=0, max_deg=15)
        pose_emb_dir = posenc_nerf(rays.dir, min_deg=0, max_deg=8)
        pose_emb = jnp.concatenate([pose_emb_pos, pose_emb_dir], axis=-1)

        # Enable classifier-free guidance over poses.
        D = pose_emb.shape[-1]
        assert cond_mask.shape == (B,)
        cond_mask = cond_mask[:, None, None, None, None]
        pose_emb = jnp.where(cond_mask, pose_emb, jnp.zeros_like(pose_emb))

        # Learnable position embeddings over (H, W) of frames (optional).
        if self.use_pos_emb:
            pos_emb = self.param(
                'pos_emb',
                nn.initializers.normal(stddev=1. / onp.sqrt(D)),
                (H, W, D),
                pose_emb.dtype)
            pose_emb += pos_emb[None, None]

```

```

# Binary embedding to let the model distinguish frames (optional).
if self.use_ref_pose_emb
    first_emb = self.param(
        'ref_pose_emb_first',
        nn.initializers.normal(stddev=1. / onp.sqrt(D)),
        (D,),
        pose_emb.dtype) [None, None, None, None]

    other_emb = self.param(
        'ref_pose_emb_other',
        nn.initializers.normal(stddev=1. / onp.sqrt(D)),
        (D,),
        pose_emb.dtype) [None, None, None, None]

    pose_emb += jnp.concatenate([first_emb, other_emb], axis=1)

# Downsample ray embeddings for each UNet resolution.
pose_embs = []
for i_level in range(self.num_resolutions):
    pose_embs.append(nn.Conv(
        features=self.emb_ch,
        kernel_size=(1, 3, 3),
        strides=(1, 2 ** i_level, 2 ** i_level))(pose_emb))

return logsnr_emb, pose_embs

class XUNet(nn.Module):
    """Our proposed XUNet architecture."""
    ch: int = 256
    ch_mult: tuple[int] = (1, 2, 2, 4)
    emb_ch: int = 1024
    num_res_blocks: int = 3
    attn_resolutions: tuple[int] = (8, 16, 32)
    attn_heads: int = 4
    dropout: float = 0.1
    use_pos_emb: bool = True
    use_ref_pose_emb: bool = True

    @nn.compact
    def __call__(self, batch: dict[str, jnp.ndarray], *,
                cond_mask: jnp.ndarray, train: bool):
        B, H, W, C = batch['x'].shape
        num_resolutions = len(self.ch_mult)

        logsnr_emb, pose_embs = ConditioningProcessor(
            emb_ch=self.emb_ch,
            num_resolutions=num_resolutions,
            use_pos_emb=self.use_pos_emb,
            use_ref_pose_emb=self.use_ref_pose_emb)(batch, cond_mask)
        del cond_mask

        h = jnp.stack([batch['x'], batch['z']], axis=1)
        h = nn.Conv(self.ch, kernel_size=(1, 3, 3), strides=(1, 1, 1))(h)

        # Downsampling.
        hs = [h]
        for i_level in self.ch_mult:

```

```

emb = logsnr_emb[..., None, None, :] + pose_embs[i_level]

for i_block in range(self.num_res_blocks):
    use_attn = h.shape[2] in self.attn_resolutions
    h = XUNetBlock(
        features=self.ch * self.ch_mult[i_level],
        dropout=self.dropout,
        attn_heads=self.attn_heads,
        use_attn=use_attn)(h, emb, train=train)
    hs.append(h)

if i_level != num_resolutions - 1:
    emb = logsnr_emb[..., None, None, :] + pose_embs[i_level + 1]
    h = ResnetBlock(dropout=self.dropout, resample='down')(
        h, emb, train=train)
    hs.append(h)

# Middle.
emb = logsnr_emb[..., None, None, :] + pose_embs[-1]
use_attn = h.shape[2] in self.attn_resolutions
h = XUNetBlock(
    features=self.ch * self.ch_mult[i_level],
    dropout=self.dropout,
    attn_heads=self.attn_heads,
    use_attn=use_attn)(h, emb, train=train)

# Upsampling.
for i_level in reversed(range(num_resolutions)):
    emb = logsnr_emb[..., None, None, :] + pose_embs[i_level]

    for i_block in range(self.num_res_blocks + 1):
        use_attn = hs[-1].shape[2] in self.attn_resolutions
        h = jnp.concatenate([h, hs.pop()], axis=-1)
        h = XUNetBlock(
            features=self.ch * self.ch_mult[i_level],
            dropout=self.dropout,
            attn_heads=self.attn_heads,
            use_attn=use_attn)(h, emb, train=train)

    if i_level != 0:
        emb = logsnr_emb[..., None, None, :] + pose_embs[i_level]
        h = ResnetBlock(dropout=self.dropout, resample='up')(
            h, emb, train=train)

# End.
assert not hs
h = nonlinearity(GroupNorm()(h))
return nn.Conv(
    C,
    kernel_size=(1, 3, 3),
    strides=(1, 1, 1),
    kernel_init=out_init_scale()(h)[: , 1]

```

7 HYPERPARAMETERS

We now detail hyperparameter choices across our experiments. These include choices specific to the neural architecture, the training procedure, and also choices only relevant during inference.

7.1 NEURAL ARCHITECTURE

For our neural architecture, our main experiments use $\text{ch}=256$ ($\sim 471\text{M}$ params), and we also experiment with $\text{ch}=448$ ($\sim 1.3\text{B}$ params) in Section 4. One of our early findings that we kept throughout all experiments in the paper is that $\text{ch_mult}=(1, 2, 2, 4)$ (i.e., setting the lowest UNet resolution to 8×8) was sufficient to achieve good sample quality, whereas most prior work includes UNet resolutions up to 4×4 . We swept over the rest of the hyperparameters with the input and target views downsampled from their original 128×128 resolution to the 32×32 , selecting values that led to the best qualitative improvements. These values are the default values present in the code we provide for the `XUNet` module in Section 6. We generally find that the best hyperparameter choices at low-resolution experiments transfer well when applied to the higher resolutions, and thus recommend this strategy for cheaper and more practical hyperparameter tuning.

For the $\sim 1.3\text{B}$ parameter models, we tried increasing the number of parameters of our proposed UNet architecture through several different ways: increasing the number of blocks per resolution, the number of attention heads, the number of cross-attention layers per block, and the base number of hidden channels. Among all of these, we only found the last to provide noticeably better sample quality. We thus run 3D consistency scoring for models scaled this way, with channel sizes per UNet resolution of $448 \times [1, 2, 2, 4]$ instead of $256 \times [1, 2, 2, 4]$ (we could not fit $\text{ch}=512$ in TPUv4 memory without model parallelism). On cars, we find that the smaller model reported in the rest of the paper is comparable in quality to the $\sim 1.3\text{B}$ parameter model, though on chairs, we do observe a significant improvement on 3D consistency, both visually and quantitatively (see Table 5).

7.2 TRAINING

Following Equation 3 in the paper, our neural network attempts to model the noise ϵ added to a real image in order to undo it given the noisy image. Other parameterizations are possible, e.g., predicting \mathbf{x} directly rather than predicting ϵ , though we did not sweep over these choices. For our noise schedule, we use a cosine-shaped log signal to noise ratio that monotonically decreases from 20 to -20. It can be implemented in JAX as follows:

```
def logsnr_schedule_cosine(t, *, logsnr_min=-20., logsnr_max=20.):
    b = onp.arctan(onp.exp(-.5 * logsnr_max))
    a = onp.arctan(onp.exp(-.5 * logsnr_min)) - b
    return -2. * jnp.log(jnp.tan(a * t + b))
```

Additionally:

- We use a learning rate with peak value 0.0001, using linear warmup for the first 10 million examples (where one batch has `batch_size` examples), following Karras et al. (2022).
- We use a global batch size of 128.
- We train each batch element as an *unconditional* example 10% of the time to enable classifier-free guidance. This is done by overriding the conditioning frame to be at the maximum noise level. We note other options are possible (e.g., zeroing-out the conditioning frame), but we chose the option which is most compatible with our neural architecture.
- We use the Adam optimizer (Kingma & Ba, 2014) with $\beta_1 = 0.9$ and $\beta_2 = 0.99$.
- We use EMA decay for the model parameters, with a half life of 500K examples (where one batch has `batch_size` examples) following Karras et al. (2022).

7.3 SAMPLING

While Ho et al. (2020) note that their ancestral sampler can be used with any variances between $\tilde{\beta}_t$ (variances of $q(\mathbf{z}_s | \mathbf{z}_t, \mathbf{x})$) and β_t (variances of the underlying SDE), we simply use the former as those correspond to their ancestral sampler. We do not observe this choice to have a significant

effect sample quality. All our samples are generated with 256 denoising steps. As is standard in the literature, we also clip each predicted x at each denoising step to the normalized range of the images $[-1, 1]$.

Classifier-free guidance. Our models use classifier-free guidance (Ho & Salimans, 2021), as we find that small guidance weights help encourage 3D consistency further. All our models were trained unconditionally with a probability of 10% for each minibatch element. For unconditional examples, we zero out the (positionally encoded) pose and replace the clean frame with standard Gaussian noise (leveraging our weight-sharing architecture, see Section 2.3). We swept over various guidance weights, and simply picked those where 3D inconsistency was qualitatively least apparent on sampled videos. For SRN cars, we use a guidance weight of 3.0, while for SRN chairs we use a weight of 2.0.

7.4 3D CONSISTENCY SCORING

Note that traditional NeRFs (Mildenhall et al., 2020) can be 3D inconsistent as the model allows for view-dependent radiance. We thus employ a simpler and faster to train version based on instant-NGP (Müller et al., 2022) without view dependent components, and with additional distortion and orientation loss terms for improved convergence (Barron et al., 2022; Verbin et al., 2022). Note that the specific implementation details of the neural field method chosen will affect the metrics considerably, so it is of utmost importance to apply the same method and hyperparameters for the neural fields to make 3D consistency scores comparable across models.

We design the neural fields as simple Multi-Layer Perceptrons (MLPs) of hidden size 64 and no skip connections. The density MLP has one hidden layer, while the MLP that predicts the color components uses 2 hidden layers. We use a learning rate of 0.01 linearly decayed to 0.001 for the first 100 steps. We use the Adam optimizer with weight decay set to 0.1 and clip gradients of norm exceeding 1.0. We only apply 1000 training steps for each scene and do not optimize camera poses. On each training step, we simply optimize over *all* available pixels, rather than sampling a random subset of pixels from all the training views.

To render the neural fields after training, we set near and far bounds to $t_n = \frac{3r_{\min}}{8}, t_f = \frac{3r_{\max}}{2}$, where r_{\min}, r_{\max} are the minimum and maximum distances from the camera positions to the origin (center of each object) in the corresponding dataset. All renders post-training are also performed with differentiable volume rendering.