

Actor-Critic or Critic-Actor? A Tale of Two Time Scales

Shalabh Bhatnagar¹, Vivek S. Borkar², and Soumyajit Guin¹

¹Department of Computer Science and Automation, Indian Institute of Science, Bengaluru 560012, India*

²Department of Electrical Engineering, Indian Institute of Technology Bombay, Mumbai 400076, India[†]

Abstract

We revisit the standard formulation of tabular actor-critic algorithm as a two time-scale stochastic approximation with value function computed on a faster time-scale and policy computed on a slower time-scale. This emulates policy iteration. We begin by observing that reversal of the time scales will in fact emulate value iteration and is a legitimate algorithm. We compare the two empirically with and without function approximation (with both linear and nonlinear function approximators) and observe that our proposed critic-actor algorithm performs better empirically though with a marginal increase in the computational cost.

Keywords: Markov decision process (MDP); reinforcement learning; approximate dynamic programming; actor-critic algorithm; critic-actor algorithm; two time-scale stochastic approximation.

*Email: shalabh@iisc.ac.in, gsoumyajit@iisc.ac.in. SB was supported in part by the J.C.Bose Fellowship of the Science and Engineering Research Board, a project from the Department of Science and Technology, and the Robert Bosch Centre for Cyber Physical Systems, IISc.

[†]Email: borkar.vs@gmail.com. The work of VSB was supported by S. S. Bhatnagar Fellowship from the Council of Scientific and Industrial Research, Government of India.

1 Introduction

The actor-critic algorithm of Barto et al. [1] is one of the foremost reinforcement learning algorithms for data-driven approximate dynamic programming for Markov decision processes. Its rigorous analysis as a two time-scale stochastic approximation was initiated in [8] and [9], first in tabular form without function approximation, then with linear function approximation, respectively. The algorithm has a faster time scale component for value function evaluation (the ‘critic’), accompanied by policy evaluation on a slower time scale (the ‘actor’). Using the two time-scale philosophy, the former sees the latter as quasi-static, i.e., varying slowly enough on the time-scale of the critic that critic can treat the actor’s output essentially as a constant. In turn, the actor sees the critic as quasi-equilibrated, i.e., tracking the value function corresponding to the current policy estimate of the actor. Thus the scheme emulates policy iteration, wherein one alternates between value function computation for a fixed policy and policy update based on this value function by minimization of the associated quantity that we now recognize as the ‘Q-value’. Another interpretation is that of a Stackelberg game between the actor and the critic, with the actor leading and being followed by the critic. That is, the actor tunes the policy slowly and the critic reacts to it rapidly, so that the actor can factor in the critic’s reaction in her update.

This raises the issue as to what would happen if the time scales of the actor and the critic are reversed, rendering critic the leader. We observe below that in this case, the scheme in fact emulates value iteration, making it a perfectly legitimate reinforcement learning scheme. We call it the ‘critic-actor’ algorithm. This structure as such is not novel and was already explored in the context of Q-learning in [3], [4] with a different motivation. Its incorporation into the actor-critic facilitates a dimensionality reduction and a clean convergence analysis.

In Section 2, we present the basic framework of Markov decision processes. This will be followed in Section 3 with the critic-actor algorithm. We then provide the convergence analysis of this algorithm in Section 4. While there are multiple variations of the actor-critic based on the exact scheme used for policy updates, we stick to one of the three proposed in [8] to make our point. It may be recalled that one of the purported advantages of the actor-critic algorithm is that because of the slow time scale of the policy update which renders it quasi-static, the value function update is ‘essentially’ a linear operation and therefore one can legitimately use schemes such as TD(λ) [11], [13] that are based on linear function approximation. This is in contrast with, e.g., Q-learning [14] where the nonlinearity of the iterate is not linear function approximation friendly. This problem returns to actor-critic if we interchange the time scales. Nevertheless, given the current

trend towards using neural networks for function approximation, this theoretical advantage is no longer there. In particular, this puts the actor-critic and critic-actor schemes a priori on equal footing as far as nonlinear function approximation is concerned. Section 5 gives detailed numerical experiments with and without function approximation. Finally, Section 6 presents the concluding remarks and points to certain interesting future directions.

2 The Basic Framework

By a Markov decision process (MDP), we mean a sequence $X_n, n \geq 0$ of random variables taking values in a set S (called the state space) and satisfying

$$P(X_{n+1} = j \mid X_k, A_k, k \leq n) = p(X_n, A_n, j), \quad \forall n \geq 0, \quad \text{a.s.}$$

Here A_n is the action chosen at time n when the state is X_n and $A_n \in U(X_n)$, the set of actions that are admissible in state X_n . Also, $p(i, a, j)$ denotes the transition probability from state i to j when a feasible action a is chosen in state i . We assume S and $U(i), i \in S$ are finite sets. If $A_n = f(X_n), \forall n \geq 0$, for some function $f : S \rightarrow U \triangleq \cup_{k \in S} U(k)$ with $f(k) \in U(k), \forall k \in S$, then we call f a stationary deterministic policy (SDP). Similarly, if given X_n, A_n is conditionally independent of $\{X_m, A_m, m < n\}$ and has the same conditional law $\pi : S \rightarrow \mathcal{P}(U) \forall n$, then π is called a stationary randomized policy (SRP). In the above $\mathcal{P}(U)$ denotes the space of probability vectors on U except that given $i \in S, \pi(i) \in \mathcal{P}(U(i)), \forall i \in S$. We shall specifically denote the probability vector $\pi(i)$ as $\pi(i) = (\pi(i, a), a \in U(i))^T$. Let $g : S \times U \times S \rightarrow \mathbb{R}$ denote the single-stage cost function and let $\gamma \in (0, 1)$ denote the discount factor.

We consider here the infinite horizon discounted cost setting. For a given admissible sequence $A_n \in U(X_n) \forall n$, let

$$V_{\{A_n\}}(i) \triangleq E \left[\sum_{n=0}^{\infty} \gamma^n g(X_n, A_n, X_{n+1}) \mid X_0 = i \right], \quad i \in S. \quad (1)$$

The aim is find the optimal sequence of admissible actions by first evaluating

$$V^*(i) = \min_{\{A_n \in U(X_n)\}} V_{\{A_n\}}(i). \quad (2)$$

The function $V_{\{A_n\}} : S \rightarrow \mathbb{R}$ is called the value function under the admissible action sequence $\{A_n\}$ while $V^* : S \rightarrow \mathbb{R}$ is called the value function. The value

function satisfies the Bellman equation for optimality, which is

$$V^*(i) = \min_{a \in U(i)} \left(\sum_{j \in S} p(i, a, j)(g(i, a, j) + \gamma V^*(j)) \right), \quad (3)$$

Let $V_\pi(i), i \in S$ be the value function when all actions are chosen as per the SRP π . The corresponding (linear) Bellman equation takes the form

$$V_\pi(i) = \sum_{a \in U(i)} \pi(i, a) \sum_{j \in S} p(i, a, j)(g(i, a, j) + \gamma V_\pi(j)). \quad (4)$$

One may specify the Q-value function $Q^*(\cdot, \cdot)$, a function of both the starting state i and action u chosen therein, as the total cost incurred if this initial choice is followed by the optimal action in each state visited subsequently, i.e.,

$$Q^*(i, a) = \sum_{j \in S} p(i, a, j)(g(i, a, j) + \gamma V^*(j)). \quad (5)$$

Then an SRP π^* would be optimal provided

$$\text{support}(\pi^*(i)) \subset \arg \min Q^*(i, \cdot).$$

In particular, an optimal SDP (hence SRP) exists and is given by any choice of minimizer of $Q^*(i, \cdot)$ for each i . See [10] for an extensive treatment.

Policy iteration (PI) and value iteration (VI) are two of the numerical procedures for solving the Bellman equation. Whereas actor-critic algorithms as with [8] make use of the PI procedure, the algorithm we propose here with the timescales of the actor-critic algorithm reversed will be seen to mimic VI.

3 The Proposed Critic-Actor Algorithm

Let $V_n(\cdot)$ and $\pi_n(\cdot, \cdot)$ denote the estimates at instant n of the value function and the optimal SRP. The actor-critic algorithms in [8] have been presented assuming that different components of the value and policy vectors are updated on different processors and with different clock cycles. These updates are then shared with other processors with possible communication delays in transmission. Our setting is different from [8] as we do not consider updates on multiple processors. We consider the off-policy setting where states and state-action tuples are sampled from a priori given distributions in order to decide the particular state whose value is updated next, and similarly the action-probability estimate (in the SRP)

of the sampled state-action tuple to be updated. This is more general than the on-policy setting that is commonly considered in standard actor-critic algorithms such as [9, 5], as the latter turns out to be a special case of the off-policy setting we consider.

For notational simplicity, let all actions be feasible in every state. Thus, $U(i) \equiv U \forall i \in S$. Let $\{Y_n\}$ and $\{Z_n\}$ be S and $S \times U$ valued processes. The idea here is that if $Y_n = i \in S$, then the value of state i , denoted by $V_n(i)$, is updated at the n th iterate. Likewise if $Z_n = (i, a)$, then the policy component corresponding to the (i, a) -tuple is updated. Let $\{\nu_1(i, n)\}, \{\nu_2(i, a, n)\}$ be defined by

$$\nu_1(i, n) = \sum_{m=0}^{n-1} I\{Y_m = i\}, \quad n > 0, \quad \text{with } \nu_1(i, 0) = 0,$$

$$\nu_2(i, a, n) = \sum_{m=0}^{n-1} I\{Z_m = (i, a)\}, \quad n > 0, \quad \text{with } \nu_2(i, a, 0) = 0.$$

As with policy gradient schemes [12], we parameterize the policy. Specifically we consider a parameterized Boltzmann or Gibbs form for the SRP as below.

$$\pi_\theta(i, a) = \frac{\exp(\theta(i, a))}{\sum_b \exp(\theta(i, b))}, \quad i \in S, a \in U. \quad (6)$$

Define a projection operator $\Gamma_{\theta_0} : \mathbb{R} \rightarrow \mathbb{R}$ as follows: Let $\theta_0 \in \mathbb{R}$ be a prescribed constant. Then,

$$\Gamma_{\theta_0}(x) = \begin{cases} -\theta_0 & \text{if } x \leq -\theta_0 \\ x & \text{if } -\theta_0 < x < \theta_0 \\ \theta_0 & \text{otherwise.} \end{cases}$$

Let $\{a(n)\}, \{b(n)\}$ be positive stepsize sequences satisfying conditions we specify later.

The Critic-Actor Algorithm

The critic-actor algorithm that we propose has the same set of updates as Algorithm 3 of [8] except with timescales reversed, i.e., $a(n) = o(b(n))$. In other words, the slower (resp. faster) timescale in the actor-critic algorithm is now the faster (resp. slower) timescale. Let $\{\xi_n(i, a)\}$ and $\{\eta_n(i, a)\}$, $i \in S$, $a \in U$ be independent families of i.i.d random variables with law $p(i, a, \cdot)$. Also, let $\{\phi_n(i)\}$ be a sequence of U -valued i.i.d random variables with the conditional law of $\phi_n(i)$

given $\sigma(V_m(\cdot), \pi_m(\cdot), \xi_m(\cdot, \cdot), \eta_m(\cdot, \cdot), m \leq n)$ being $\pi_n(i, \cdot)$. The critic and the actor recursions here take the following form:

$$V_{n+1}(i) = V_n(i) + a(\nu_1(i, n))[g(i, \phi_n(i), \xi_n(i, \phi_n(i))) + \gamma V_n(\xi_n(i, \phi_n(i))) - V_n(i)]I\{Y_n = i\}, \quad (7)$$

$$\theta_{n+1}(i, a) = \Gamma_{\theta_0}(\theta_n(i, a) + b(\nu_2(i, a, n))[V_n(i) - g(i, a, \eta_n(i, a)) - \gamma V_n(\eta_n(i, a))]I\{Z_n = (i, a)\}). \quad (8)$$

Notice in the above that the V_n update is governed by the step-size sequence $a(n), n \geq 0$, while the θ_n update is governed by $b(n), n \geq 0$. From Assumption 1 below, this implies that the V_n update proceeds on a slower timescale in comparison to the θ_n update. In the next section, we give a proof of convergence of our critic-actor algorithm.

4 Convergence Analysis of the Critic-Actor Scheme

For simplicity, denote $\bar{a}(n) \equiv a(\nu_1(i, n))$ and $\bar{b}(n) \equiv b(\nu_2(i, a, n))$ respectively. Since $\nu_1(i, n) \leq n, \forall i$, and similarly, $\nu_2(i, a, n) \leq n, \forall (i, a)$ tuples, we have for n sufficiently large, $a(n) \leq \bar{a}(n)$, and $b(n) \leq \bar{b}(n)$, respectively. Also, for $x > 0$, define instants $N_1(n, x)$ and $N_2(n, x)$ as follows:

$$N_1(n, x) = \min\{m > n \mid \sum_{i=n+1}^m \bar{a}(i) \geq x\},$$

$$N_2(n, x) = \min\{m > n \mid \sum_{i=n+1}^m \bar{b}(i) \geq x\}.$$

We make the following assumptions that are common to both algorithms.

Assumption 1 (Step-Sizes). The step-size sequences $a(n), b(n), n \geq 0$ satisfy the following conditions:

(i) $\sum_n a(n) = \sum_n b(n) = \infty$.

(ii) $\sum_n (a(n)^2 + b(n)^2) < \infty$.

(iii) $a(n) = o(b(n))$.

(iv) For any $x \in (0, 1)$, $\sup_n \frac{a([xn])}{a(n)}$, $\sup_n \frac{b([xn])}{b(n)} < \infty$, where $[xn]$ denotes the integer part of xn .

(v) For any $x \in (0, 1)$, $A(n) = \sum_{i=0}^n a(i)$, $B(n) = \sum_{i=0}^n b(i)$, $n \geq 0$, we have

$$\frac{A([yn])}{A(n)} \rightarrow \infty \text{ and } \frac{B([yn])}{B(n)} \rightarrow \infty$$

uniformly over $y \in [x, 1]$.

Assumption 2 (Frequent Updates). (i) There exists a constant $\kappa > 0$ such that the following conditions hold almost surely:

$$\liminf_{n \rightarrow \infty} \frac{\nu_1(i, n)}{n} \geq \kappa, \forall i \in S, \liminf_{n \rightarrow \infty} \frac{\nu_2(i, a, n)}{n} \geq \kappa, \forall (i, a) \in S \times U.$$

(ii) For $x > 0$, the limits

$$\lim_{n \rightarrow \infty} \frac{\sum_{j=\nu_1(i, n)}^{\nu_1(i, N_1(n, x))} a(j)}{\sum_{j=\nu_1(k, n)}^{\nu_1(k, N_1(n, x))} a(j)}, \lim_{n \rightarrow \infty} \frac{\sum_{j=\nu_2(i, a, n)}^{\nu_2(i, a, N_2(n, x))} b(j)}{\sum_{j=\nu_2(k, b, n)}^{\nu_2(k, b, N_2(n, x))} b(j)}$$

exist almost surely for states i, k and state-action tuples (i, a) and (k, b) in the two limits respectively.

In Assumption 1, (i), (ii) are the standard Robbins-Monro conditions for stochastic approximation algorithms (see, e.g., Chapter 2, [7]). Condition (iii) is standard for two time-scale stochastic approximations (Section 8.1, [7]). Conditions (iv), (v) and Assumption 2 are required for handling the asynchronous nature of the iterates (see [7], Chapter 6, also [6]).

Both subsections that follow draw heavily upon the proof techniques of [8], we omit many details for the sake of brevity.

4.1 Convergence of the Faster Recursion

It has been shown in Lemma 4.6 of [8] that $\bar{a}(n), \bar{b}(n) \rightarrow 0$ as $n \rightarrow \infty$. Further, $\bar{a}(n) = o(\bar{b}(n))$. Since the V -update proceeds on the slower timescale, we let $V_n \approx V$ for the analysis of the faster recursion. For all (i, a) , let

$$\begin{aligned} g_{ia}(V) &= V(i) - \sum_j p(i, a, j)(g(i, a, j) + \gamma V(j)), \\ k_{ia}(V) &= \sum_j p(i, a, j)(g(i, a, j) + \gamma V(j)) - V(i). \end{aligned}$$

Let $\mathcal{F}_n \triangleq \sigma(\xi_m(i, a), \eta_m(i, a), \phi_m(i), m < n; Y_m, Z_m, V_m, \theta_m(i, a), m \leq n, i \in S, a \in U), n \geq 0$, denote an increasing family of associated sigma fields. Let

$$\begin{aligned}\mu_n^2(i, a) &= I\{Z_n = (i, a)\}, \quad \forall (i, a) \in S \times U, \\ \mu_n^1(i) &= I\{Y_n = i\}, \quad \forall i \in S, \\ \mathcal{M}^{\mu_n^2} &= \text{diag}(\mu_n^2(i, a), (i, a) \in S \times U), \\ \mathcal{M}^{\mu_n^1} &= \text{diag}(\mu_n^1(i), i \in S).\end{aligned}$$

Let $M_{n+1}(i, a) = V(i) - g(i, a, \eta_n(i, a)) - \gamma V(\eta_n(i, a)) + k_{ia}(V), n \geq 0$. Then $(M_n(i, a), \mathcal{F}_n), n \geq 0$ can be seen to be a martingale difference sequence. Similarly, $(N_n(i), \mathcal{F}_n), n \geq 0$, with $N_{n+1}(i) = g(i, \phi_n(i), \xi_n(i, \phi_n(i))) + \gamma V(\xi_n(i, \phi_n(i))) - V(i) - \sum_{a \in U} \pi_{\theta_n}(i, a) k_{ia}(V), n \geq 0$ is a martingale difference sequence as well.

Lemma 1. *The sequences*

$$\begin{aligned}\sum_{n=1}^m b(\nu_2(i, a, n)) M_{n+1}(i, a) I\{Z_n = (i, a)\}, \quad m \geq 1, \quad \text{and} \\ \sum_{n=1}^m a(\nu_1(i, n)) N_{n+1}(i) I\{Y_n = i\}, \quad m \geq 1,\end{aligned}$$

converge almost surely as $m \rightarrow \infty$.

Proof. Follows as in Lemma 4.5 of [8]. □

The analysis of the faster recursion (7) proceeds by rewriting the recursion as:

$$\theta_{n+1}(i, a) = \Gamma_{\theta_0}(\theta_n(i, a) + \bar{b}(n) \mathcal{M}^{\mu_n^2}[V(i) - g(i, a, \eta_n(i, a)) - \gamma V(\eta_n(i, a))]),$$

One may further rewrite it as follows:

$$\theta_{n+1}(i, a) = \Gamma_{\theta_0}(\theta_n(i, a) + \bar{b}(n) \mathcal{M}^{\mu_n^2}[k_{ia}(V) + M_{n+1}(i, a)]),$$

In what follows, we shall closely mimic the arguments of section 5.4 of [8]. Let

$$\bar{\Gamma}_{\theta_0}(g_{ia}(V)) = \lim_{\Delta \rightarrow 0} \left(\frac{\Gamma(\theta(i, a) + \Delta g_{ia}(V)) - \theta(i, a)}{\Delta} \right).$$

Consider the ODE

$$\dot{\theta}(i, a) = \bar{\Gamma}_{\theta_0}(g_{ia}(V)). \tag{9}$$

Let

$$\gamma_{ia}(\theta) = \begin{cases} 0 & \text{if } \theta(i, a) = \theta_0 \text{ and } k_{ia}(V) \leq 0, \\ & \text{or } \theta(i, a) = -\theta_0 \text{ and } k_{ia}(V) \geq 0, \\ 1 & \text{otherwise.} \end{cases}$$

Then it is easy to see that

$$\bar{\Gamma}_{\theta_0}(g_{ia}(\theta, V)) = -k_{ia}(V)\gamma_{ia}(\theta).$$

Thus, the ODE (9) takes the form:

$$\dot{\theta}(i, a) = -k_{ia}(V)\gamma_{ia}(\theta). \quad (10)$$

From the parameterized form of the policy (6), it follows from (10) that for $(i, a) \in S \times U$,

$$\begin{aligned} \dot{\pi}_\theta(i, a) &= \pi_\theta(i, a)(\dot{\theta}(i, a) - \sum_{b \in U} \pi_\theta(i, b)\dot{\theta}(i, b)), \\ &= \pi_\theta(i, a)(\bar{\Gamma}(g_{ia}(V)) - \sum_{b \in U} \pi_\theta(i, b)\bar{\Gamma}(g_{ib}(V))), \\ &= -\pi_\theta(i, a)(k_{ia}(V)\gamma_{ia}(\theta) - \sum_{b \in U} \pi_\theta(i, b)k_{ib}(V)\gamma_{ib}(\theta)). \end{aligned}$$

This is a replicator dynamics whose stable attractors are sets consisting of the π_θ that minimize $\sum_{(i,a) \in S \times U} k_{ia}(V)$, i.e., θ that satisfy $\theta(i, a) = \theta_0$ for at least one $a \in \arg \min(k_{i \cdot}(V))$ and $\theta(i, a) = -\theta_0$ otherwise (see Lemma 5.10 of [8])¹. Let $\hat{\pi}$ denote one such policy and \hat{V} the corresponding value function. Then

$$\hat{V}(i) = \sum_{a \in U} \hat{\pi}(i, a) \sum_j p(i, a, j)(g(i, a, j) + \gamma \hat{V}(j)), \quad \forall i.$$

Define a policy π^* that corresponds to $\theta_0 \rightarrow \infty$ in the above. Then this is an optimal policy and the corresponding value function V^* satisfies the corresponding dynamic programming equation.

$$V^*(i) = \sum_{a \in U} \pi^*(i, a) \sum_j p(i, a, j)(g(i, a, j) + \gamma V^*(j)), \quad \forall i.$$

¹Under reasonable conditions on noise, it is known that stochastic approximation converges a.s. to its stable attractors, see, e.g., section 3.4 of [7] and the references therein.

Proposition 2. *We have*

$$\|\hat{V} - V^*\|_\infty \leq \frac{\max_i \|\hat{\pi}(i, \cdot) - \pi^*(i, \cdot)\|_1 \max_i \|\bar{g}(i, \cdot)\|_\infty}{(1 - \gamma)^2},$$

where $\bar{g}(i, a) = \sum_j p(i, a, j)g(i, a, j)$.

Proof. Note that

$$\begin{aligned} |\hat{V}(i) - V^*(i)| &\leq \sum_a |\hat{\pi}(i, a) - \pi^*(i, a)| \|\bar{g}(i, a)\| \\ &\quad + \gamma \sum_a \hat{\pi}(i, a) \sum_j p(i, a, j) |\hat{V}(j) - V^*(j)| \\ &\quad + \gamma \sum_a |\hat{\pi}(i, a) - \pi^*(i, a)| \sum_j p(i, a, j) |V^*(j)|. \end{aligned} \tag{11}$$

Thus,

$$\begin{aligned} \|\hat{V} - V^*\|_\infty &\leq \max_i \|\hat{\pi}(i, \cdot) - \pi^*(i, \cdot)\|_1 \max_i \|\bar{g}(i, \cdot)\|_\infty \\ &\quad + \gamma \|\hat{V} - V^*\|_\infty + \gamma \max_i \|\hat{\pi}(i, \cdot) - \pi^*(i, \cdot)\|_1 \|V^*\|_\infty. \end{aligned} \tag{12}$$

Now note that by definition

$$\|V^*\|_\infty \leq (1 - \gamma)^{-1} \max_i \|\bar{g}(i, \cdot)\|_\infty. \tag{13}$$

The claim follows upon substituting (13) in the last term in (12). \square

Theorem 3. *Given $\epsilon > 0$, there exists $\bar{\theta}$ such that for all $\theta_0 > \bar{\theta}$,*

$$\|\hat{V} - V^*\|_\infty < \epsilon.$$

In other words, for $\theta_0 > \bar{\theta}$, the policy $\hat{\pi}$ is ϵ -optimal.

Proof. Note that from the way $\hat{\pi}$ and π^* are defined, we have $\hat{\pi}(i, \cdot) \rightarrow \pi^*(i, \cdot)$ as $\theta_0 \rightarrow \infty$. The claim now follows from Proposition 2 using the facts that $\max_i \|\bar{g}(i, \cdot)\|_\infty \leq B < \infty$ for some scalar $B > 0$, and that $\gamma \in [0, 1)$. \square

4.2 Convergence of the Slower Recursion

The policy update in this algorithm is on the faster time scale and sees the value update as quasi-static. We have the following important result.

Lemma 4. *Given $\epsilon > 0$, there exists $\bar{\theta}$ sufficiently large such that for $\theta_0 > \bar{\theta}$ and $V \approx V_n$ (i.e., V is tracking V_n on a slower time scale), recursion (7) on the slower timescale satisfies*

$$\max_i \left| \min_u \sum_j p(i, u, j) (g(i, u, j) + \gamma V(j)) - V(i) \right| < \epsilon,$$

for $n \geq 0$.

Proof. Follows as in Lemma 5.12 of [8]. □

It follows that the iteration for V_n on the slower time scale satisfies

$$V_{n+1}(i) \approx V_n(i) + \bar{a}(n) \min_u \left[\sum_j (p(i, u, j) g(i, u, j) + \gamma V_n(j)) - V_n(i) + N_{n+1}(i) \right],$$

where, as before, for any $i \in S$,

$$\begin{aligned} N_{n+1}(i) &:= g(i, \phi_n(i), \xi_n(i, \phi_n(i))) + \gamma V_n(\xi_n(i, \phi_n(i))) - \\ &E[g(i, \phi_n(i), \xi_n(i, \phi_n(i))) + \gamma V_n(\xi_n(i, \phi_n(i))) | \mathcal{F}_n], \quad n \geq 0, \end{aligned}$$

is a martingale difference sequence. The approximate equality ‘ \approx ’ accounts for the error

$$\begin{aligned} &E[g(i, \phi_n(i), \xi_n(i, \phi_n(i))) + \gamma V_n(\xi_n(i, \phi_n(i))) | \mathcal{F}_n] \\ &\quad - \min_u \left[\sum_j (p(i, u, j) g(i, u, j) + \gamma V_n(j)) \right], \end{aligned}$$

which is seen from Lemma 4 to be $O(\epsilon)$.

We thus have the following result similar to Theorem 5.13 of [8]:

Theorem 5. *Given $\epsilon > 0$, $\exists \bar{\theta} \equiv \bar{\theta}(\epsilon)$ such that for all $\theta_0 \geq \bar{\theta}$, (V_n, θ_n) , $n \geq 0$, governed according to (7)-(8), converges almost surely to the set $\{(V_{\pi_\theta}, \theta) \mid V_\gamma(i) \leq V_{\pi_\theta}(i) \leq V_\gamma(i) + \epsilon, \forall i \in S\}$, where $V_\gamma(i)$, $i \in S$ is the unique solution to the Bellman equation*

$$V(i) = \min_a \left(\sum_j p(i, a, j) (g(i, a, j) + \gamma V(j)) \right), \quad i \in S.$$

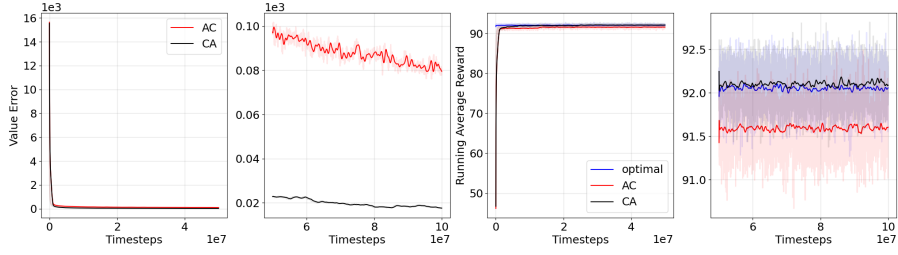


Figure 1: $|S| = 1000, |U| = 6, \alpha_1 = 1, \beta_1 = 0.55, \alpha_2 = 1, \beta_2 = 0.55$

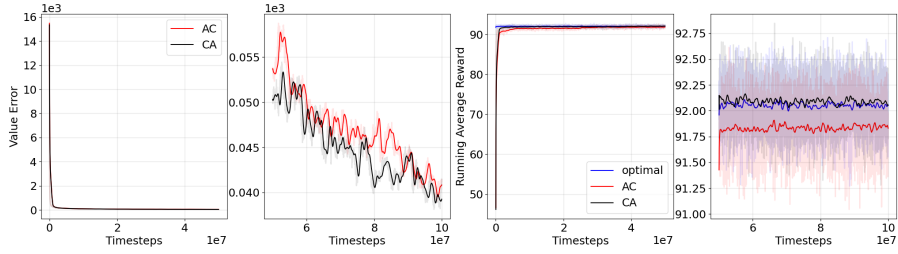


Figure 2: $|S| = 1000, |U| = 6, \alpha_1 = 0.95, \beta_1 = 0.75, \alpha_2 = 0.75, \beta_2 = 0.55$

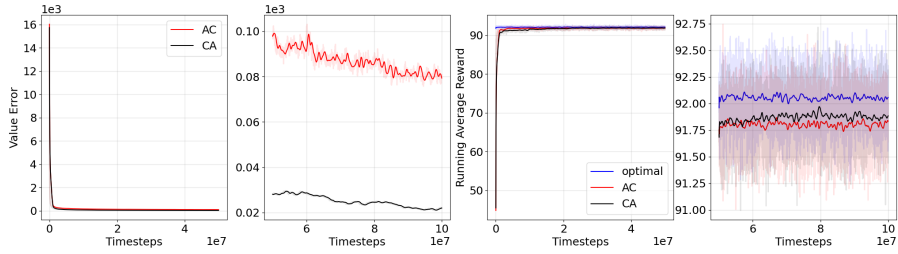


Figure 3: $|S| = 1000, |U| = 6, \alpha_1 = 0.75, \beta_1 = 0.55, \alpha_2 = 0.95, \beta_2 = 0.75$

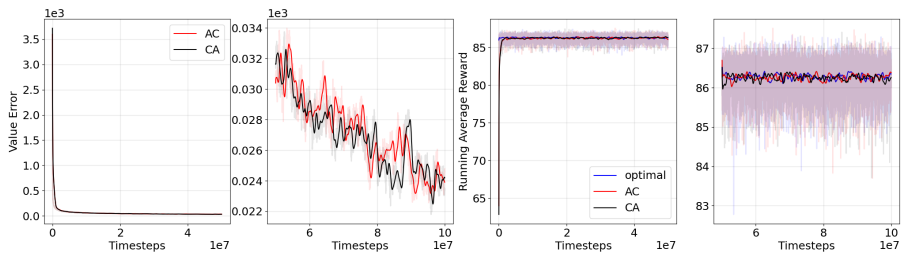


Figure 4: $|S| = 400, |U| = 4, \alpha_1 = 0.95, \beta_1 = 0.75, \alpha_2 = 0.75, \beta_2 = 0.55$

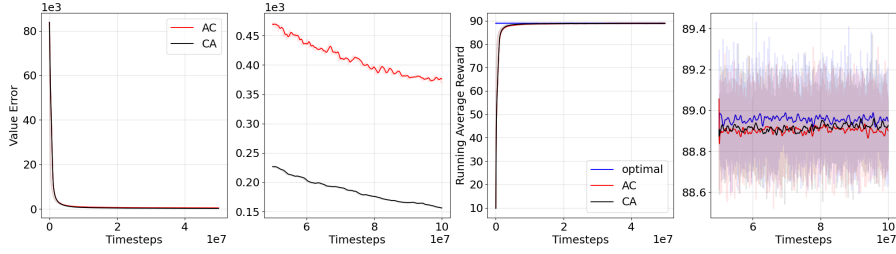


Figure 5: $|S| = 10000$, $|U| = 8$, $\alpha_1 = 0.75$, $\beta_1 = 0.55$, $\alpha_2 = 0.95$, $\beta_2 = 0.75$

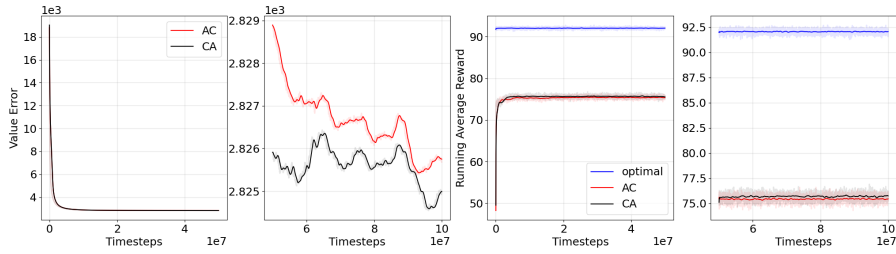


Figure 6: $|S| = 1000$, $|U| = 6$, $\alpha_1 = 0.95$, $\beta_1 = 0.75$, $\alpha_2 = 0.75$, $\beta_2 = 0.55$

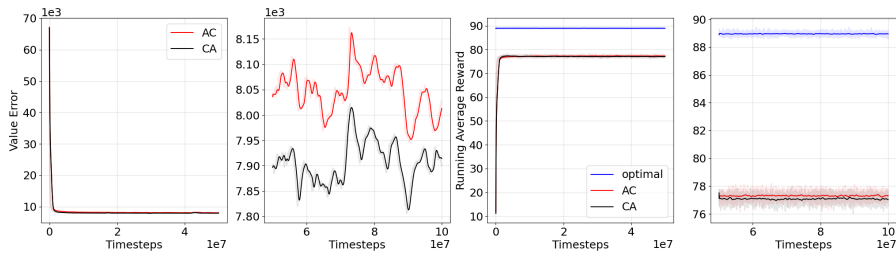


Figure 7: $|S| = 10000$, $|U| = 8$, $\alpha_1 = 0.95$, $\beta_1 = 0.75$, $\alpha_2 = 0.75$, $\beta_2 = 0.55$

Exp	Value Error		Average Reward		Computational Time (hours)	
	AC	CA	AC	CA	AC	CA
1	79.33 ±4.23	17.57 ±1.59	91.59 ±1.13	92.21 ±0.41	11.18 ±0.36	11.23 ±0.26
2	41.27 ±4.63	41.49 ±4.00	91.67 ±0.90	92.18 ±0.49	11.25 ±0.22	11.28 ±0.32
3	80.88 ±5.15	21.88 ±0.85	91.73 ±0.70	91.72 ±0.49	10.87 ±0.20	11.28 ±0.30
4	24.78 ±1.64	23.38 ±2.22	86.53 ±0.34	86.01 ±1.28	11.05 ±0.20	10.97 ±0.06
5	370.12 ±5.08	155.51 ±4.04	88.71 ±0.18	88.84 ±0.25	20.80 ±0.30	20.98 ±0.81
6	2825.67 ±1.63	2824.96 ±0.72	75.96 ±0.42	76.11 ±0.71	28.30 ±0.43	28.91 ±0.93
7	8028.80 ±41.38	7899.68 ±51.49	77.28 ±0.43	76.94 ±0.46	53.17 ±1.12	52.39 ±0.50

Table 1: Mean and standard deviation after 10^8 time-steps of average reward, value error and computational time

5 Numerical Results

We show the results of our experiments to compare the performance of critic-actor (CA) algorithm (7)-(8) with the actor-critic (AC) algorithm (Algorithm 3 of [8]). We perform our experiments on Grid World settings of various sizes and dimensions. We present here the results of experiments for different step-size schedules. Since we use finite state-action MDP, there is always a unique optimal value function that we also compute for our experiments. Our main performance metric is thus the value function error as obtained by the two algorithms. For this, we compute the optimal value function and use the Euclidean distance between the running value function estimates obtained from each algorithm and the optimal value function.

While both CA and AC algorithms aim to optimize the discounted reward objective, we also additionally study performance comparisons using the running average reward criterion obtained as a function of the number of iterates. All our figures show the performance comparisons in terms of (a) the value error estimates and (b) the running average reward obtained from the two algorithms. We observe in all cases that both algorithms converge rapidly. We also plot alongside in each figure the tail of the plots separately (after removing the initial

transients) in order to study more closely the performance difference between the two algorithms. Finally, we also compare the amount of computational time required by the two algorithms on each of the settings. All results are shown by averaging over 5 different runs of each algorithm with different initial seeds. The standard error from these runs is also shown.

In Figures 6 and 7, we study performance comparisons in the case when function approximation is used in the two algorithms. Specifically, the plots of CA and AC in Figure 6 are for the case when a neural network based function approximator is used while the corresponding plots in Figure 6 are for the case when linear function approximation is used in both the algorithms Figures 1-5 show plots for experiments on the tabular setting (as described previously). Figures 1-3 are for experiments on a 3-dimensional grid world of size $10 \times 10 \times 10$ (1000 states) and 6 actions (+x,-x,+y,-y,+z,-z). Figure 4 is for the case of a 2-dimensional grid of size 20×20 and 4 actions (+x,-x,+y,-y). Figure 5 is for a 4-dimensional grid of size 10 in each dimension (10000 states) and 8 actions. In the experiments for the tabular setting, we use step-sizes of the form $a(n) = \frac{1}{(\lfloor \frac{n}{100} \rfloor + 1)^{\alpha_1}}$, $b(n) = \frac{1}{(\lfloor \frac{n}{100} \rfloor + 1)^{\beta_1}}$ for AC and $a(n) = \frac{1}{(\lfloor \frac{n}{100} \rfloor + 1)^{\alpha_2}}$, $b(n) = \frac{1}{(\lfloor \frac{n}{100} \rfloor + 1)^{\beta_2}}$ for CA. Note that we decrease the step-sizes every 100 time-steps for faster convergence. For function approximation experiments, we decrease the step-sizes at every time-step. In all the Figures 1-5, we can see that the value function error successfully goes to almost zero.

When we approximate the value function using linear function approximation, we decrease the step-sizes every 100 time-steps (same as in the tabular case). We take features for state $i \in S$ where the value at the $\lfloor \frac{i}{10} \rfloor$ -th position is 1 and the rest are 0. Note that we use features such that the basis functions are linearly independent (see [13]). When we approximate the value function using a neural network, we decrease the step-sizes every time-step. This is needed for obtaining good performance since otherwise with larger step-sizes that would result in a slow decrease, we observe the algorithm does not show good performance. We use a fully connected feedforward neural network with two hidden layers, 10 neurons per layer, tanh activation function, and the single number state as input. We run all our experiments for 10^8 time-steps. The mean and standard deviation over 5 runs after 10^8 time-steps are shown in Table 1 in the form $\mu \pm \sigma^2$, where μ and σ^2 are the mean and standard deviation respectively.

We observe from Table 1 and the plots that in terms of the value error performance, our Critic-Actor algorithm performs better than the Actor-Critic algorithm. It does so however by requiring marginally higher relative time on the whole (see the last column of Table 1). The performance of the two algorithms in terms of the running average reward metric is seen to be similar (better for

critic-actor in four out of the seven cases).

6 Conclusions

We presented for the first time a two-timescale critic-actor algorithm where the value critic is run on a slower timescale as compared to the policy actor. Whereas actor-critic algorithms are based on the policy iteration procedure, we show that our algorithm mimics value iteration. We proved the convergence of the algorithm. Further, we showed the results of several experiments on a range of Grid World settings and observe that our critic-actor algorithm shows superior performance at the cost of a marginal increase in computational complexity over the corresponding actor-critic algorithm. We believe that our work will result in further research in this hitherto unexplored research direction of critic-actor algorithms. In particular, it would be of interest to study the critic-natural actor algorithms such as the ones in [5] with time scales reversed.

References

- [1] Barto, A. G., Sutton, R. S. and Anderson, C. W., 1983. “Neuronlike adaptive elements that can solve difficult learning control problems”. *IEEE transactions on Systems, Man and Cybernetics*, (5), pp. 834-846.
- [2] Bertsekas, D. P., 2019. *Reinforcement Learning and Optimal Control*. Athena Scientific.
- [3] Bhatnagar, S. and Babu, K. M., 2008. “New algorithms of the Q-learning type”. *Automatica*, 44(4), pp. 1111-1119.
- [4] Bhatnagar, S. and Lakshmanan, K., 2016. “Multiscale Q-learning with linear function approximation”. *Discrete Event Dynamic Systems*, 26(3), pp. 477-509.
- [5] Bhatnagar, S. Sutton, R., Ghavamzadeh, M., and Lee, M., 2009. “Natural actor-critic algorithms”. *Automatica*, 45(11), pp. 2471-2482.
- [6] Borkar, V. S., 1998. “Asynchronous stochastic approximation”. *SIAM Journal on Control and Optimization*, 36(3), pp. 840-851. (Erratum in *SIAM Journal on Control and Optimization*, 38(2), 2000, pp. 662-663).

- [7] Borkar, V. S., 2022. *Stochastic Approximation: A Dynamical Systems Viewpoint* (2nd edition), Hindustan Publishing Agency and Springer.
- [8] Konda, V.R. and Borkar, V.S., 1999. “Actor-critic-type learning algorithms for Markov decision processes”. *SIAM Journal on control and Optimization*, 38(1), pp. 94-123.
- [9] Konda, V. R. and Tsitsiklis, J. N., 2003. “On actor-critic algorithms”. *SIAM journal on Control and Optimization*, 42(4), pp. 1143-1166.
- [10] Puterman, M. L., 2014. *Markov decision processes: discrete stochastic dynamic programming*. John Wiley and Sons.
- [11] Sutton, R., 1988. “Learning to predict by the method of temporal differences”. *Machine Learning*, 3, pp. 9-44.
- [12] Sutton, R., McAllester, D., Singh, S., and Mansour, Y., 1999. “Policy gradient methods for reinforcement learning with function approximation”. *Proceedings of NeurIPS*, pp. 1057-1163.
- [13] Tsitsiklis, J. N. and Van Roy, B., 1997. “An analysis of temporal difference learning with function approximation”, *IEEE Transactions on Automatic Control*, 42(5), pp. 674-690.
- [14] Watkins, C. J. C. H. and Dayan, P., 1992. “Q-learning”. *Machine Learning*, 8, pp. 279-292.