

Doubly robust estimation and sensitivity analysis for marginal structural quantile models

Chao Cheng

Department of Biostatistics,
Center for Methods in Implementation and Prevention Science,
Yale School of Public Health,

and

Liangyuan Hu

Department of Biostatistics and Epidemiology, Rutgers University,
and

Fan Li

Department of Biostatistics,
Center for Methods in Implementation and Prevention Science,
Yale School of Public Health

October 11, 2022

Abstract

The marginal structure quantile model (MSQM) is a useful tool to characterize the causal effect of a time-varying treatment on the full distribution of potential outcomes. However, to date, only the inverse probability weighting (IPW) approach has been developed to identify the structural causal parameters in MSQM, which requires correct specification of the propensity score models for the treatment assignment mechanism. We propose a doubly robust approach for the MSQM under the semiparametric framework. We derive the efficient influence function associated with a MSQM and estimate causal parameters in the MSQM by combining IPW and a new iterative conditional regression approach that models the full potential outcome distribution. The proposed approach is consistent if either of the models associated with treatment assignment or the potential outcome distributions is correctly specified, and is locally efficient if both models are correct. To implement the doubly robust MSQM estimator, we propose to solve a smoothed estimating equation to facilitate efficient computation of the point and variance estimates. In addition, we develop a new confounding function and sensitivity analysis strategy to investigate the robustness of several MSQM estimators when the no unmeasured confounding assumption is violated. We apply the proposed methods to the Yale New Haven Health System Electronic Health Record data to study the causal effect of antihypertensive medications to inpatients with severe hypertension, and assess the robustness of findings to unmeasured time-varying confounding.

Keywords: double robustness; efficient influence function, inverse probability weighting; iterative conditional regression; time-varying confounding.

1 Introduction

In longitudinal observational studies, the marginal structural mean model has been widely used to investigate the causal effect of a time-varying treatment on the average potential outcome (Robins, 1999; Hernán et al., 2002). In many health science studies, however, the quantiles (such as median, upper and lower quartiles) of the outcome may be a more meaningful summary measure as compared to the average. For example, the HIV viral load is a primary outcome of interest in HIV/AIDS studies and is known to be asymmetrically distributed (Wu and Zhang, 2002), in which scenario the median may be a more representative measure of the population center instead of the mean. There are also times when the tail of the potential outcome distribution is of interest, especially when the intervention is perceived to be more influential on the extremes of the distribution. The objective of our data application is to assess the blood pressure response to prescribed antihypertensives among a group of patients who developed severe inpatient hypertension (Ghazi et al., 2022). The upper quantiles of the blood pressure is of scientific interest due to considerations on patients' safety. Existing literature on studying quantile causal effect is relatively limited, especially in the setting with a time-varying treatment. Hogan and Lee (2004) introduced the marginal structural quantile model (MSQM) to characterize the causal effect on quantiles of the potential outcome with a time-varying treatment, and they developed an inverse probability weighting (IPW) approach to consistently estimate unknown structural parameters of the MSQM. However, the IPW approach requires correct specification of the longitudinal propensity score models, misspecification of which can lead to biased estimates.

This article develops new methods to estimate the causal parameters in the MSQM. As a complement to the IPW (Hogan and Lee, 2004), we first propose an iterative conditional regression (ICR) approach to estimate causal parameters in MSQM, by considering a sequence of nested regressions for the outcome distribution given the time-dependent

covariates and treatment history up to each follow-up time. Then, we derive the efficient influence function (EIF) for the causal parameters in the MSQM, which motivate a doubly robust estimator that combines the IPW and ICR estimators. The doubly robust estimator offers stronger protection against model misspecification, and allows consistent estimation of the target parameters of MSQM, when either the models associated with IPW or the models for ICR are correctly specified, and becomes locally efficient when all models are correct. Construction of the doubly robust MSQM estimator bears resemblance to the doubly robust estimators for the marginal structural mean models (Bang and Robins, 2005; Petersen et al., 2014), except for that (i) the estimating equation used in the doubly robust MSQM estimator is discontinuous in the causal parameters and (ii) the full distribution of the potential outcome is needed to be specified due to the nature of the proposed EIF. Note that the estimating equation used in the proposed doubly robust approach is discontinuous with respect to the causal parameters, which may lead to computational challenge for point estimation and inference. To reduce the challenges in computation, we use a local distribution function to smooth the indicator function to create a smoothed estimating equation, facilitating the use of a standard derivative-based algorithm and also permitting fast computation of standard errors with the sandwich variance approach. Under mild regularity conditions, we prove the doubly robust consistency and asymptotically normality of the doubly robust MSQM estimators based on the smoothed estimating equations.

Drawing causal inference using observational data requires structural assumptions. To identify the causal parameters in MSQM, the IPW, ICR and doubly robust approach adopt the sequential ignorability assumption introduced in Robins et al. (1999), which assumes that the treatment at each follow-up time is randomly assigned conditional on the treatment history and the history of measured confounders up to this follow-up time. In practice, this assumption may not always hold. Expanding the sensitivity analysis approach in Brumback et al. (2004), we contribute a new sensitivity analysis strategy to

assess the impact of potential departure from sequential ignorability on inferences about the MSQM. We introduce a new confounding function or bias function to encode the magnitude and direction of unmeasured confounding, and illustrate how to generate bias-corrected estimates for the MSQM parameters using the confounding function.

We describe the notation for MSQM in Section 2 and introduce the IPW and ICR approaches in Section 3. In Section 4, we propose the doubly robust estimator, followed by a simulation study conducted in Section 5 to examine its finite-sample performance and to illustrate its comparisons with IPW and ICR methods. In Section 6, we propose a sensitivity analysis approach for the sequential ignorability assumption. A real data application is given in Section 7, followed by a brief discussion in Section 8.

2 Marginal Structural Quantile Model

We consider a longitudinal observational study with n individuals that can receive treatments during for K equally-spaced intervals. For $k = 1, \dots, K$, let A_k be the treatment given during the k -th interval that takes values in a finite set \mathbb{A}_k and \mathbf{L}_k be a vector of time-varying covariates or confounders measured at the beginning of the k -th interval. We assume a final outcome variable Y is observed at the end of the K -th interval and is of scientific interest. A possible extension to the scenario with a repeated outcome is discussed in Section 8. For illustrative purposes, we assume $\mathbb{A}_k = \{0, 1\}$ such that A_k is a binary with $A_k = 1$ indicating treatment and $A_k = 0$ indicating control. To summarize, we observe n copies of i.i.d. sample $\mathbf{O} = \{\mathbf{L}_1, A_1, \mathbf{L}_2, A_2, \dots, \mathbf{L}_K, A_K, Y\}$.

Throughout, we use a bar over/under a variable to denote that variable and all past/future values of this variable; for example, $\bar{A}_k = (A_1, \dots, A_k)$ is the treatment history up to the k -th interval and $\underline{A}_k = (A_k, \dots, A_K)$ is the treatment history from k -th interval onward to the K -th interval. Also, lower letters are used to denote realizations of random variables; for example, a_k is a realization of treatment variable A_k . Moreover, we use $f_{Z|X}(z|x)$ and $F_{Z|X}(z|x)$ to denote the density function and the cumulative distribution function (CDF) of

$Z = z$ given $X = x$, respectively. Sometimes, we also abbreviate $f_{Z|X}(z|x)$ and $F_{Z|X}(z|x)$ to $f_{Z|X}$ and $F_{Z|X}$ without ambiguity.

We employ the counterfactual or potential outcome framework (Rubin, 1974; Robins, 1999) to define the treatment effect estimands and the required structural assumptions. Corresponding to each possible fixed treatment regimen $\bar{a}_K \in \bar{\mathbb{A}}_K$, let $Y_{\bar{a}_K}$ be a subject's potential outcome that this subject would have had if she or he followed the treatment regimen \bar{a}_K . We consider that the final potential outcome, $Y_{\bar{a}_K}$, is continuously distributed with support $[y_{\min}, y_{\max}]$, where y_{\min} and y_{\max} can be $-\infty$ and $+\infty$. We specify the following MSQM with unknown structural causal parameter $\boldsymbol{\theta}_q \in \mathbb{R}^p$ for $Y_{\bar{a}_K}$:

$$Q_{Y_{\bar{a}_K}|\mathbf{Z}}^{(q)} = h(\bar{a}_K, \mathbf{Z}; \boldsymbol{\theta}_q) \quad \forall \bar{a}_K \in \bar{\mathbb{A}}_K, \quad (1)$$

where $Q_{Y_{\bar{a}_K}|\mathbf{Z}}^{(q)} = \inf \{y : F_{Y_{\bar{a}_K}|\mathbf{Z}}(y|\mathbf{Z}) \geq q\}$ is the q -th quantile for the distribution of $Y_{\bar{a}_K}$ given \mathbf{Z} , $h(\cdot, \cdot; \cdot)$ is a pre-specified function, and \mathbf{Z} is a subset of baseline covariates \mathbf{L}_1 that may be of interest. The MSQM (1) serves as a working model to measure how quantiles of the potential outcome varies as a function of the treatment regimen \bar{a}_K and possibly some baseline covariates $\mathbf{Z} \in \mathbf{L}_1$. Frequently, we posit $h(\bar{a}_K, \mathbf{Z}; \boldsymbol{\theta}_q)$ as a linear function in terms of \bar{a}_K and \mathbf{Z} ; for example, $h(\bar{a}_K, \mathbf{Z}; \boldsymbol{\theta}_q) = \theta_{0q} + \sum_{k=1}^K \theta_{kq} a_K + \boldsymbol{\theta}_{zq}^T \mathbf{Z}$, where $\boldsymbol{\theta}_q = [\theta_{0q}, \theta_{1q}, \dots, \theta_{0K}, \boldsymbol{\theta}_{zq}^T]^T$. We can then compare the treatment regimens, \bar{a}_K versus \bar{a}'_K , by contrasting $Q_{Y_{\bar{a}_K}|\mathbf{Z}}^{(q)}$ versus $Q_{Y_{\bar{a}'_K}|\mathbf{Z}}^{(q)}$ for a specific quantile level $q \in (0, 1)$. In principle, $\tau_{\bar{a}_K, \bar{a}'_K}^{(q)} = h(\bar{a}_K, \mathbf{Z}; \boldsymbol{\theta}_q) - h(\bar{a}'_K, \mathbf{Z}; \boldsymbol{\theta}_q)$ can be used to measure the quantile causal effect by switching the treatment regimen from \bar{a}'_K to \bar{a}_K .

The primary interest of this paper is to estimate the causal parameter $\boldsymbol{\theta}_q$ in the working model (1). Leveraging the theory of the marginal structural working model (Van der Laan et al., 2011, Chapter 9), we formally define the causal parameter of interest, $\boldsymbol{\theta}_q$, as the solution of the following equation:

$$E \left[\sum_{\bar{a}_K \in \bar{\mathbb{A}}_K} d(\bar{a}_K, \mathbf{Z}; \boldsymbol{\theta}_q) \left\{ \mathbb{I}(Y_{\bar{a}_K} \leq h(\bar{a}_K, \mathbf{Z}; \boldsymbol{\theta}_q)) - q \right\} \right] = \mathbf{0}, \quad (2)$$

where $d(\bar{a}_K, \mathbf{Z}; \boldsymbol{\theta}_q) = h^*(\bar{a}_K, \mathbf{Z}) \times \frac{\partial}{\partial \boldsymbol{\theta}_q} h(\bar{a}_K, \mathbf{Z}; \boldsymbol{\theta}_q)$ and $h^*(\bar{a}_K, \mathbf{Z})$ is a user-specified weight

function possibly dependent on \bar{a}_K and \mathbf{Z} , and $\mathbb{I}(\cdot)$ is the indicator function. A common choice of the weight function is $h^*(\bar{a}_K, \mathbf{Z}) = 1$, which give equal weight among all possible treatment regime $\bar{\mathbb{A}}_K$. Equation (2) acts as a projection of the true outcome quantile function $Q_{Y_{\bar{a}_K}|\mathbf{Z}}^{(q)}$ onto the specified working model $h(\bar{a}_K, \mathbf{Z}; \boldsymbol{\theta}_q)$. If $h(\bar{a}_K, \mathbf{Z}; \boldsymbol{\theta}_q)$ is correctly specified such that $F_{Y_{\bar{a}_K}|\mathbf{Z}}(h(\bar{a}_K, \mathbf{Z}; \boldsymbol{\theta}_q)|\mathbf{Z}) = q$ under the true value of $\boldsymbol{\theta}_q$, choice of $h^*(\bar{a}_K, \mathbf{Z})$ will not affect the target causal parameter being estimated, since equation (2) will always lead to the same solution representing the true quantiles of potential outcome. In that case, $h^*(\bar{a}_K, \mathbf{Z})$ can be selected based on statistical considerations. For example, the stabilized weight can be used in the IPW to obtain a more stable estimator in the presence of extreme propensity scores (see Remark 1 below). Otherwise, if the working model (1) is misspecified, the causal parameter $\boldsymbol{\theta}_q$ is also well defined by (2), but the interpretation of this causal parameter can depend on choice of $h^*(\bar{a}_K, \mathbf{Z})$.

Up until Section 5, we consider the standard assumptions used in the longitudinal causal inference literature (Hernán et al., 2002) to identify the MSQM parameters: (A1) *consistency*, $Y_{\bar{a}_K} = Y$ if $\bar{A}_K = \bar{a}_K$; (A2) *sequential ignorability* or *no unmeasured time-varying confounding*, for $k = 1, \dots, K$, $Y_{\bar{a}_K} \perp A_k | \bar{\mathbf{L}}_k, \bar{A}_{k-1} = \bar{a}_{k-1}, \forall \bar{a}_K \in \bar{\mathbb{A}}_K$; and (A3) *positivity*, for all k and \bar{a}_K , if $f_{\bar{A}_{k-1}, \bar{\mathbf{L}}_k}(\bar{a}_{k-1}, \bar{\mathbf{l}}_{k-1}) > 0$, then $f_{A_k | \bar{A}_{k-1}, \bar{\mathbf{L}}_k}(a_k | \bar{a}_{k-1}, \bar{\mathbf{l}}_k) > 0$. In addition, we require (A4) *uniqueness of the quantile* such that the q -th quantile of $F_{Y_{\bar{a}_K}|\mathbf{Z}}$ is unique, i.e., $F_{Y_{\bar{a}_K}|\mathbf{Z}}(Q_{Y_{\bar{a}_K}|\mathbf{Z}}^{(q)}|\mathbf{Z}) = q$. The sequential ignorability assumption (A2) is empirically unverifiable, but is necessary for point identification. Sensitivity analyses for the potential magnitude of departure from assumption (A2) will be discussed in Section 6.

3 Weighting and Regression Estimators

3.1 IPW estimator: a brief review

For $k = 1, \dots, K$, let $f_{A_k | \bar{A}_{k-1}, \bar{\mathbf{L}}_k}$ be the probability mass function of A_k conditional on \bar{A}_{k-1} and $\bar{\mathbf{L}}_k$, which is also referred to as the propensity score for the k -th treatment (Rosenbaum and Rubin, 1983). We can posit a parametric model $\pi_k \equiv \pi_k(\bar{A}_k, \bar{\mathbf{L}}_k; \boldsymbol{\alpha}_k)$

with unknown parameter α_k for $f_{A_k|\bar{A}_{k-1}, \bar{\mathbf{L}}_k}$, where $\hat{\alpha}_k$ can be obtained via the maximum likelihood estimation by solving the score equation $\mathbb{P}_n \left[\frac{\partial}{\partial \alpha_k} \log \pi_k(\bar{A}_k, \bar{\mathbf{L}}_k; \alpha_k) \right] = \mathbf{0}$. Here, $\mathbb{P}_n[\cdot] = \frac{1}{n} \sum_{i=1}^n [\cdot]$ defines an empirical average. Under assumptions (A1)–(A4), one can show that equation (2) is equivalent to $E \left[\frac{d(\bar{A}_K, \mathbf{Z}; \theta_q)}{\bar{w}_K(\bar{A}_K, \bar{\mathbf{L}}_K)} \left\{ \mathbb{I}(Y \leq h(\bar{A}_K, \mathbf{Z}; \theta_q)) - q \right\} \right] = \mathbf{0}$, where $\bar{w}_K(\bar{A}_K, \bar{\mathbf{L}}_K) = \prod_{k=1}^K f_{A_k|\bar{A}_{k-1}, \bar{\mathbf{L}}_k}(A_k|\bar{A}_{k-1}, \bar{\mathbf{L}}_k)$ is the inverse of the treatment probability weight, from which the IPW estimator can be constructed (Hogan and Lee, 2004). Specifically, the IPW estimator $\hat{\theta}_q^{IPW}$ is obtained by solving

$$\mathbb{P}_n \left[\frac{d(\bar{A}_K, \mathbf{Z}; \theta_q)}{\bar{\pi}_K(\bar{A}_K, \bar{\mathbf{L}}_K, \hat{\alpha})} \left\{ \mathbb{I}(Y \leq h(\bar{A}_K, \mathbf{Z}; \theta_q)) - q \right\} \right] = \mathbf{0}, \quad (3)$$

where $\bar{\pi}_K(\bar{A}_K, \bar{\mathbf{L}}_K, \hat{\alpha}) = \prod_{k=1}^K \pi_k(\bar{A}_k, \bar{\mathbf{L}}_k; \hat{\alpha}_k)$, and $\hat{\alpha} = [\hat{\alpha}_1^T, \dots, \hat{\alpha}_K^T]^T$. Let \mathcal{M}_1 be the sequence of propensity score models π_k , $k = 1, \dots, K$. Hogan and Lee (2004) showed the estimator $\hat{\theta}_q^{IPW}$ is consistent if \mathcal{M}_1 is correctly specified.

Remark 1. (*Stabilized weights*) *If the estimated inverse probability weights, $\bar{\pi}_K(\bar{A}_K, \bar{\mathbf{L}}_K, \hat{\alpha})$, are substantially variable across units, the IPW can be unstable due to a small number of units with extremely large weights. This problem can be mitigated to some extent by setting $h^*(\bar{a}_K, \mathbf{Z})$ in (2) as $s(\bar{a}_K, \mathbf{Z}) = \prod_{k=1}^K \hat{f}_{A_k|\bar{A}_{k-1}, \mathbf{Z}}(a_k|\bar{a}_{k-1}, \mathbf{Z})$, where $\hat{f}_{A_k|\bar{A}_{k-1}, \mathbf{Z}}$ is the empirical probability of A_k given the treatment history prior to A_k and \mathbf{Z} . The resulting estimator was referred to as the IPW estimator with stabilized weights (Robins et al., 2000).*

3.2 Iterative conditional regressions (ICR) estimator

We can also consider estimating θ_q via modeling the potential outcome distribution. By using the law of iterated expectation, it is straightforwardly to show that equation (2) is equivalent to

$$E \left[\sum_{\bar{a}_K \in \bar{\mathbf{A}}_K} d(\bar{a}_K, \mathbf{Z}; \theta_q) \left\{ F_{Y_{\bar{a}_K}|\mathbf{L}_1} \left(h(\bar{a}_K, \mathbf{Z}; \theta_q) \mid \mathbf{L}_1 \right) - q \right\} \right] = \mathbf{0}. \quad (4)$$

Therefore, the question of estimating θ_q can be transformed to a question of estimating $F_{Y_{\bar{a}_K}|\mathbf{L}_1}$, or equivalently $f_{Y_{\bar{a}_K}|\mathbf{L}_1}$. An intuitive way to estimate $f_{Y_{\bar{a}_K}|\mathbf{L}_1}$ is first postulating parametric models for $f_{Y|\bar{A}_K, \bar{\mathbf{L}}_K}$ and $f_{\mathbf{L}_k|\bar{A}_{k-1}, \bar{\mathbf{L}}_{k-1}}$, $k = 2, \dots, K$, and then computing $f_{Y_{\bar{a}_K}|\mathbf{L}_1}$ based on Robins (2000)'s g -formula, $f_{Y_{\bar{a}_K}|\mathbf{L}_1}(y|\mathbf{l}_1) = \int_{\mathbf{l}_K} \cdots \int_{\mathbf{l}_2} f_{Y|\bar{A}_K, \bar{\mathbf{L}}_K}(y|\bar{a}_K, \bar{\mathbf{l}}_K) \times$

$\prod_{k=2}^K f_{\mathbf{L}_k|\bar{A}_{k-1},\bar{\mathbf{L}}_{k-1}}(\mathbf{l}_k|\bar{a}_{k-1},\bar{\mathbf{l}}_{k-1})d\mathbf{l}_k$. However, this may be cumbersome since \mathbf{L}_k is usually multi-dimensional and it is difficult to model the full distribution of time-varying covariates. Here, we propose an alternative procedure to estimate $f_{Y_{\bar{a}_K}|\mathbf{L}_1}$, where we only posit a sequence of models for the outcome and therefore avoid the difficulties of modeling \mathbf{L}_k .

For $k = 1, \dots, K$, let $f_{Y_{\bar{A}_k, \underline{a}_{k+1}}|\bar{A}_k, \bar{\mathbf{L}}_k}$ be the conditional density of the potential outcome $Y_{\bar{A}_k, \underline{a}_{k+1}}$ given \bar{A}_k and $\bar{\mathbf{L}}_k$. Here, for notational convenience, we let $Y_{\bar{A}_k, \underline{a}_{k+1}}$ be a subject's potential outcome had the subject been treated with the observed treatment history \bar{A}_k in the first k time intervals and \underline{a}_{k+1} , rather than the observed \underline{A}_{k+1} , from time $k + 1$ to the end of study. It is immediate that $Y_{\bar{A}_k, \underline{a}_{k+1}} = Y_{\bar{a}_K}$ if $\bar{A}_k = \bar{a}_k$. When $k = 1$, by sequential ignorability (A2) $Y_{\bar{a}_K} \perp A_1|\mathbf{L}_1$, we have $f_{Y_{\bar{a}_K}, \underline{a}_2|A_1, \mathbf{L}_1}(y|a_1, \mathbf{l}_1) = f_{Y_{\bar{a}_K}|\mathbf{L}_1}(y|\mathbf{l}_1)$, which is the target distribution in (4) that is used to solve for $\boldsymbol{\theta}_q$. In practice, we can posit a parametric model $\psi_k \equiv \psi_k(Y_{\bar{A}_k, \underline{a}_{k+1}}, \bar{A}_k, \underline{a}_{k+1}, \bar{\mathbf{L}}_k; \boldsymbol{\beta}_k)$ with parameter $\boldsymbol{\beta}_k$ for $f_{Y_{\bar{A}_k, \underline{a}_{k+1}}|\bar{A}_k, \bar{\mathbf{L}}_k}$ (an example specification of ψ_k is given in Section 3.2.1). If $Y_{\bar{A}_k, \underline{a}_{k+1}}$ for all $\underline{a}_{k+1} \in \underline{\mathbb{A}}_{k+1}$ can be observed, then $\boldsymbol{\beta}_k$ can be estimated by solving

$$\mathbb{P}_n \left[\sum_{\underline{a}_{k+1} \in \underline{\mathbb{A}}_{k+1}} \mathbb{U}_{\boldsymbol{\beta}_k}(Y_{\bar{A}_k, \underline{a}_{k+1}}, \bar{A}_k, \underline{a}_{k+1}, \bar{\mathbf{L}}_k) \right] = \mathbf{0}. \quad (5)$$

Here, $\mathbb{U}_{\boldsymbol{\beta}_k}(Y_{\bar{A}_k, \underline{a}_{k+1}}, \bar{A}_k, \underline{a}_{k+1}, \bar{\mathbf{L}}_k)$ is an unbiased estimating score, where a convenient choice is the likelihood score, $\mathbb{U}_{\boldsymbol{\beta}_k}(Y_{\bar{A}_k, \underline{a}_{k+1}}, \bar{A}_k, \underline{a}_{k+1}, \bar{\mathbf{L}}_k) = \frac{\partial}{\partial \boldsymbol{\beta}_k} \log \psi_k(Y_{\bar{A}_k, \underline{a}_{k+1}}, \bar{A}_k, \underline{a}_{k+1}, \bar{\mathbf{L}}_k; \boldsymbol{\beta}_k)$.

To proceed, we notice that when $k = K$, $Y_{\bar{A}_K} = Y$ is always observed and $\hat{\boldsymbol{\beta}}_K$ can be obtained by solving $\mathbb{P}_n [\mathbb{U}_{\boldsymbol{\beta}_K}(Y, \bar{A}_K, \bar{\mathbf{L}}_K)] = \mathbf{0}$. When $k < K$, however, $Y_{\bar{A}_k, \underline{a}_{k+1}}$ for $\underline{a}_{k+1} \neq \underline{A}_{k+1}$ are missing, therefore $\boldsymbol{\beta}_k$ can not be estimated through (5) directly. We leverage the idea of the expected estimating equation (Wang and Pepe, 2000) to solve this missing data problem. In principle, we shall construct an estimating equation as the expectation of the complete-data estimating equation (5) with respect of a known distribution of the missing variable $Y_{\bar{A}_k, \underline{a}_{k+1}}$, which depends only on the observed data.

Specifically, if β_{k+1} is known, we propose to estimate β_k by solving

$$\mathbb{P}_n \left[\sum_{\underline{a}_{k+1} \in \underline{\mathbb{A}}_{k+1}} \int_y \mathbb{U}_{\beta_k}(y, \bar{A}_k, \underline{a}_{k+1}, \bar{\mathbf{L}}_k) \psi_{k+1}(y, \bar{A}_k, \underline{a}_{k+1}, \bar{\mathbf{L}}_{k+1}; \beta_{k+1}) dy \right] = \mathbf{0}, \quad (6)$$

which is the expectation of (5) with respect of $\psi_{k+1}(y, \bar{A}_k, \underline{a}_{k+1}, \bar{\mathbf{L}}_{k+1}; \beta_{k+1})$, that is the conditional distribution of $Y_{\bar{A}_k, \underline{a}_{k+1}}$ given that the individual received (\bar{A}_k, a_{k+1}) and observed $\bar{\mathbf{L}}_{k+1}$ in the first $(k+1)$ intervals. In Appendix A, we show that (6) is an unbiased estimating equation for β_k and depends on only observed data.

The above discussion suggests the following iterative procedure to estimate β_k from $k = K, \dots, 1$. First, obtain β_K by solving $\mathbb{P}_n [\mathbb{U}_{\beta_K}(Y, \bar{A}_K, \bar{\mathbf{L}}_K)] = \mathbf{0}$; and then, for $k = K-1, \dots, 1$, iteratively compute $\hat{\beta}_k$ by solving (6) with β_{k+1} fixed at $\hat{\beta}_{k+1}$. Finally, we can solve the following estimating equation invoked by the restriction (4) to obtain θ_q ,

$$\mathbb{P}_n \left[\sum_{\bar{a}_K \in \bar{\mathbb{A}}_K} d(\bar{a}_K, \mathbf{Z}; \theta_q) \left\{ \Psi_1 \left(h(\bar{a}_K, \mathbf{Z}; \theta_q), \bar{a}_K, \mathbf{L}_1; \hat{\beta}_1 \right) - q \right\} \right] = \mathbf{0}. \quad (7)$$

Here, $\Psi_k(y, \bar{a}_K, \bar{\mathbf{L}}_k; \beta_k) \equiv \int_{-\infty}^y \psi_k(u, \bar{a}_K, \bar{\mathbf{L}}_k; \beta_k) du$ is the CDF corresponding to $\psi_k(u, \bar{a}_K, \bar{\mathbf{L}}_k; \beta_k)$, which equals to $F_{Y_{\bar{A}_k, \underline{a}_{k+1}} | \bar{A}_k, \bar{\mathbf{L}}_k}(y | \bar{a}_k, \bar{\mathbf{L}}_k)$ when evaluated at the true β_k . We shall denote the estimator given by the previous procedure as $\hat{\theta}_q^{ICR}$. Asymptotic properties of $\hat{\theta}_q^{ICR}$ is summarized below, and the proof is given in Appendix A.

Theorem 1. *Let \mathcal{M}_2 be the sequence of outcome regressions ψ_k , $k = 1, \dots, K$. Assuming \mathcal{M}_2 is correctly specified and under assumptions (A1)–(A4) and regularity conditions listed in Appendix A, $\hat{\theta}_q^{ICR}$ is consistent and asymptotically normal (CAN) such that $\sqrt{n}(\hat{\theta}_q^{ICR} - \theta_q)$ converge to $N(\mathbf{0}, \Sigma^{ICR})$, where Σ^{ICR} is defined in Appendix A.*

A consistent estimator of Σ^{ICR} is $\hat{\Sigma}^{ICR} = [\hat{\mathcal{I}}_{\theta_q}^{ICR}]^{-1} \hat{\mathbf{V}}^{ICR} [\hat{\mathcal{I}}_{\theta_q}^{ICR}]^{-T}$, where $\hat{\mathcal{I}}_{\theta_q}^{ICR} = \mathbb{P}_n \frac{\partial}{\partial \theta_q} \mathbb{U}_{\theta_q}^{ICR}(\mathbf{O}; \hat{\theta}_q^{ICR}, \hat{\beta}_1)$ ($\mathbb{P}_n \mathbb{U}_{\theta_q}^{ICR}(\mathbf{O}; \theta_q, \beta_1)$ is given by (7)) and

$$\hat{\mathbf{V}}^{ICR} = \mathbb{P}_n \left[\left(\mathbb{U}_{\theta_q}^{ICR}(\mathbf{O}; \hat{\theta}_q^{ICR}, \hat{\beta}_1) - \hat{\mathcal{S}}_{\theta_q, \beta_1}^{ICR} \hat{\mathcal{I}}_{\beta_1}^* \mathbb{U}_{\beta}(\mathbf{O}; \hat{\beta}) \right)^{\otimes 2} \right].$$

Here, for vector \mathbf{V} , $\mathbf{V}^{\otimes 2} = \mathbf{V}\mathbf{V}^T$, $\hat{\mathcal{S}}_{\theta_q, \beta_1}^{ICR} = \mathbb{P}_n \frac{\partial}{\partial \beta_1} \mathbb{U}_{\theta_q}^{ICR}(\mathbf{O}; \hat{\theta}_q^{ICR}, \hat{\beta}_1)$, $\mathbb{U}_{\beta}(\mathbf{O}; \beta) = [\mathbb{U}_{\beta_1}(\mathbf{O}; \beta_1, \beta_2)^T, \mathbb{U}_{\beta_2}(\mathbf{O}; \beta_2, \beta_3)^T, \dots, \mathbb{U}_{\beta_K}(\mathbf{O}; \beta_K)^T]^T$ is the joint estimating function for $\beta = [\beta_1^T, \beta_2^T, \dots, \beta_K^T]^T$ ($\mathbb{P}_n \mathbb{U}_{\beta_k}(\mathbf{O}; \beta_k, \beta_{k+1})$ is given by (6)), and $\hat{\mathcal{I}}_{\beta_1}^*$ is the first d_{β_1} rows of $\hat{\mathcal{I}}_{\beta}^{-1}$ (d_{β_1} is the length

of β_1 and $\widehat{\boldsymbol{\tau}}_\beta = \mathbb{P}_n \frac{\partial}{\partial \beta} \mathbb{U}_\beta(\mathbf{O}, \widehat{\beta})$.

3.2.1 An ICR example: Gaussian linear regression

The ICR estimator can be substantially simplified when the potential outcomes follow Gaussian linear regression. Specifically, we consider ψ_k to follow a linear model allowing for heteroscedasticity parameterized by $\beta_k = [\boldsymbol{\delta}_k^T, \boldsymbol{\eta}_k^T]^T$:

$$Y_{\bar{A}_k, \underline{a}_{k+1}} = \boldsymbol{\delta}_k^T \mathbf{g}_k(\bar{A}_k, \underline{a}_{k+1}, \bar{\mathbf{L}}_k) + \epsilon_k, \quad \epsilon_k \sim N\left(0, \sigma_k^2(\bar{A}_k, \underline{a}_{k+1}, \bar{\mathbf{L}}_k; \boldsymbol{\eta}_k)\right). \quad (8)$$

Here, $\mathbf{g}_k(\cdot)$ is a multi-dimensional function of $\{\bar{A}_k, \underline{a}_{k+1}, \bar{\mathbf{L}}_k\}$ to measure the conditional mean of $Y_{\bar{A}_k, \underline{a}_{k+1}}$ given \bar{A}_k and $\bar{\mathbf{L}}_k$; for example, we can set $\mathbf{g}_k(\bar{A}_k, \underline{a}_{k+1}, \bar{\mathbf{L}}_k) = [a_K, \dots, a_{k+1}, A_k, \dots, A_1, \mathbf{L}_k^T, \dots, \mathbf{L}_1^T]^T$. Also, $\sigma_k^2(\bar{A}_k, \underline{a}_{k+1}, \bar{\mathbf{L}}_k; \boldsymbol{\eta}_k)$ is a one-dimensional function with unknown parameter $\boldsymbol{\eta}_k$ to measure the conditional variance of $Y_{\bar{A}_k, \underline{a}_{k+1}}$ given \bar{A}_k and $\bar{\mathbf{L}}_k$. For example, $\sigma_k^2(\bar{A}_k, \underline{a}_{k+1}, \bar{\mathbf{L}}_k; \boldsymbol{\eta}_k) = \eta_0$ if we assume the conditional distribution of the potential outcome is homoskedastic. Otherwise, one can specify $\sigma_k^2(\bar{A}_k, \underline{a}_{k+1}, \bar{\mathbf{L}}_k; \boldsymbol{\eta}_k)$ as a function of $(\bar{A}_k, \underline{a}_{k+1}, \bar{\mathbf{L}}_k)$ to suggest that the potential outcome is heteroscedastic. Given (8), we can write the CDF corresponding to $\psi_k(y, \bar{a}_K, \bar{\mathbf{l}}_k; \beta_k)$ as

$$\Psi_k(y, \bar{a}_K, \bar{\mathbf{l}}_k; \beta_k) = \Phi\left(y; \boldsymbol{\delta}_k^T \mathbf{g}_k(\bar{a}_K, \bar{\mathbf{l}}_k), \sigma_k^2(\bar{a}_K, \bar{\mathbf{l}}_k; \boldsymbol{\eta}_k)\right), \quad (9)$$

where $\Phi(y; \mu, \sigma^2)$ is the CDF of a Gaussian random variable with mean μ and variance σ^2 .

Given the Gaussian linear regression setup, the following formula is an unbiased complete-data estimating score for $\beta_k = [\boldsymbol{\delta}_k^T, \boldsymbol{\eta}_k^T]^T$:

$$\begin{aligned} \mathbb{U}_{\beta_k}(Y_{\bar{A}_k, \underline{a}_{k+1}}, \bar{A}_k, \underline{a}_{k+1}, \bar{\mathbf{L}}_k) &= \begin{Bmatrix} \mathbb{U}_{\boldsymbol{\delta}_k}(Y_{\bar{A}_k, \underline{a}_{k+1}}, \bar{A}_k, \underline{a}_{k+1}, \bar{\mathbf{L}}_k) \\ \mathbb{U}_{\boldsymbol{\eta}_k}(Y_{\bar{A}_k, \underline{a}_{k+1}}, \bar{A}_k, \underline{a}_{k+1}, \bar{\mathbf{L}}_k) \end{Bmatrix} \\ &= \begin{Bmatrix} \mathbf{g}_k(\bar{A}_k, \underline{a}_{k+1}, \bar{\mathbf{L}}_k) \left(Y_{\bar{A}_k, \underline{a}_{k+1}} - \boldsymbol{\delta}_k^T \mathbf{g}_k(\bar{A}_k, \underline{a}_{k+1}, \bar{\mathbf{L}}_k) \right) \\ \frac{\partial \sigma_k^2(\bar{A}_k, \underline{a}_{k+1}, \bar{\mathbf{L}}_k; \boldsymbol{\eta}_k)}{\partial \boldsymbol{\eta}_k} \left[\sigma_k^2(\bar{A}_k, \underline{a}_{k+1}, \bar{\mathbf{L}}_k; \boldsymbol{\eta}_k) - \left(Y_{\bar{A}_k, \underline{a}_{k+1}} - \boldsymbol{\delta}_k^T \mathbf{g}_k(\bar{A}_k, \underline{a}_{k+1}, \bar{\mathbf{L}}_k) \right)^2 \right] \end{Bmatrix}, \end{aligned}$$

where the first component corresponds to an ordinary least squares (OLS) estimator for the regression coefficients $\boldsymbol{\delta}_k$. After simple algebraic derivations in Appendix B, the observed-

data estimating equation (6) simplifies to

$$\mathbb{P}_n \left\{ \begin{array}{l} \sum_{\underline{a}_{k+1} \in \underline{\mathbb{A}}_{k+1}} \mathbf{g}_k(\bar{A}_k, \underline{a}_{k+1}, \bar{\mathbf{L}}_k) \left(\widehat{Y}_{\bar{A}_k, \underline{a}_{k+1}} - \boldsymbol{\delta}_k^T \mathbf{g}_k(\bar{A}_k, \underline{a}_{k+1}, \bar{\mathbf{L}}_k) \right) \\ \sum_{\underline{a}_{k+1} \in \underline{\mathbb{A}}_{k+1}} \frac{\partial \sigma_k^2(\bar{A}_k, \underline{a}_{k+1}, \bar{\mathbf{L}}_k; \boldsymbol{\eta}_k)}{\partial \boldsymbol{\eta}_k} [\sigma_k^2(\bar{A}_k, \underline{a}_{k+1}, \bar{\mathbf{L}}_k; \boldsymbol{\eta}_k) - \widehat{\epsilon}_k^2] \end{array} \right\} = \mathbf{0}, \quad (10)$$

where $\widehat{Y}_{\bar{A}_k, \underline{a}_{k+1}} = \widehat{\boldsymbol{\delta}}_{k+1}^T \mathbf{g}_{k+1}(\bar{A}_k, \underline{a}_{k+1}, \bar{\mathbf{L}}_{k+1})$ and $\widehat{\epsilon}_k^2 = \widehat{Y}_{\bar{A}_k, \underline{a}_{k+1}}^2 + \sigma_{k+1}^2(\bar{A}_k, \underline{a}_{k+1}, \bar{\mathbf{L}}_{k+1}; \widehat{\boldsymbol{\eta}}_{k+1}) - 2\widehat{Y}_{\bar{A}_k, \underline{a}_{k+1}} \boldsymbol{\delta}_k^T \mathbf{g}_k(\bar{A}_k, \underline{a}_{k+1}, \bar{\mathbf{L}}_k) + \left(\boldsymbol{\delta}_k^T \mathbf{g}_k(\bar{A}_k, \underline{a}_{k+1}, \bar{\mathbf{L}}_k) \right)^2$. Therefore, the observed-data estimating equations in this example are explicit functions of $\boldsymbol{\beta}_k$ and we do not need to calculate the integrals in (6). Once we obtain $\widehat{\boldsymbol{\beta}}_1$, we can then estimate the MSQM parameter by solving (7), where calculation of $\Psi_1 \left(h(\bar{a}_K, \mathbf{Z}; \boldsymbol{\theta}_q), \bar{a}_K, \mathbf{L}_1; \widehat{\boldsymbol{\beta}}_1 \right)$ is based on (9).

Remark 2. *The ICR estimator is a natural extension of the iterative conditional expectation (ICE) estimator for marginal structural mean models (Robins, 1997), which specifies a sequence of regressions for $E[Y_{\bar{A}_k, \underline{a}_{k+1}} | \bar{A}_k, \bar{\mathbf{L}}_k]$, $k = K, \dots, 1$, to estimate the marginal structural mean model, $E[Y_{\bar{a}_K} | \mathbf{Z}]$. In the linear regression (8), if we ignore the parameter $\boldsymbol{\eta}_k$ in the error term ϵ_k and only iteratively use the first component of (10) to obtain $\widehat{\boldsymbol{\delta}}_k$, $k = K, \dots, 1$, then we will have $\widehat{E}[Y_{\bar{A}_k, \underline{a}_{k+1}} | \bar{A}_k, \bar{\mathbf{L}}_k] = \widehat{\boldsymbol{\delta}}_k^T \mathbf{g}_k(\bar{A}_k, \underline{a}_{k+1}, \bar{\mathbf{L}}_k)$. This is exactly the procedure used in the ICE to estimate $E[Y_{\bar{A}_k, \underline{a}_{k+1}} | \bar{A}_k, \bar{\mathbf{L}}_k]$. Here, we generalize the ICE from estimating $E[Y_{\bar{A}_k, \underline{a}_{k+1}} | \bar{A}_k, \bar{\mathbf{L}}_k]$ to the full distribution of $f_{Y_{\bar{A}_k, \underline{a}_{k+1}} | \bar{A}_k, \bar{\mathbf{L}}_k}$, by adding unknown parameters $\boldsymbol{\eta}_k$ to characterize the distribution of the error term ϵ_k and proposing an generic algorithm inspired by the expected estimating equation to solve $[\boldsymbol{\delta}_k, \boldsymbol{\eta}_k]$.*

Remark 3. *When the outcome Y is skewed and non-Gaussian, regression (8) is likely misspecified since the error term may be not normally distributed. In that case, one may transform Y into one that is approximately normal and then model the transformed outcome variable, say \widetilde{Y} , directly. For example, one can set $\widetilde{Y} = H(Y)$, where $H(\cdot)$ is a monotone transformation function (e.g., $H(x) = \log(x)$), and then define the MSQM on $\widetilde{Y}_{\bar{a}_K} = H(Y_{\bar{a}_K})$ directly. Once the MSQM for $Q_{\widetilde{Y}_{\bar{a}_K} | \mathbf{Z}}^{(q)}$ is obtained, then the q -th quantile of $Y_{\bar{a}_K} | \mathbf{Z}$ can be recovered by $H^{-1} \left(Q_{\widetilde{Y}_{\bar{a}_K} | \mathbf{Z}}^{(q)} \right)$.*

4 Doubly Robust Estimation

The IPW and ICR estimators require us to specify a set of propensity score models (\mathcal{M}_1) and potential outcome regression models (\mathcal{M}_2), respectively, for consistently estimating θ_q . Motivated by the efficient influence function (EIF) for estimating θ_q , we propose a new estimator that is semiparametric efficient and doubly robust such that it is CAN if either (i) \mathcal{M}_1 is correctly specified or (ii) \mathcal{M}_2 is correctly specified, and is locally efficient if both \mathcal{M}_1 and \mathcal{M}_2 hold. This doubly robust and semiparametric efficient property shares similar spirit of the doubly robust estimators for estimating marginal mean models in an longitudinal study (Bang and Robins, 2005), but are specifically tailored for the MSQM.

4.1 From EIF to doubly robust estimating equation

We propose the EIF for θ_q in the following theorem and the proof is in Appendix C.

Theorem 2. *Suppose that assumptions (A1)–(A4) hold. The EIF for θ_q defined in (2) is*

$$\begin{aligned} \phi_{\theta_q} &= \mathbf{C}^{-1} \sum_{k=0}^K D_k(\theta_q), \text{ where } \mathbf{C} \text{ is a normalization matrix specified in Appendix C,} \\ D_K(\theta_q) &= \frac{d(\bar{A}_K, \mathbf{Z}; \theta_q)}{\bar{w}_K(\bar{A}_K, \bar{\mathbf{L}}_K)} \left\{ \mathbb{I}(Y \leq h(\bar{A}_K, \mathbf{Z}; \theta_q)) - F_{Y_{\bar{A}_K} | \bar{A}_K, \bar{\mathbf{L}}_K} \left(h(\bar{A}_K, \mathbf{Z}; \theta_q) \middle| \bar{A}_K, \bar{\mathbf{L}}_K \right) \right\}, \\ D_k(\theta_q) &= \sum_{\underline{a}_{k+1} \in \underline{\mathbb{A}}_{k+1}} \frac{d(\bar{A}_k, \underline{a}_{k+1}, \mathbf{Z}; \theta_q)}{\bar{w}_k(\bar{A}_k, \bar{\mathbf{L}}_k)} \left\{ F_{Y_{\bar{A}_{k+1}, \underline{a}_{k+2}} | \bar{A}_{k+1}, \bar{\mathbf{L}}_{k+1}} \left(h(\bar{A}_k, \underline{a}_{k+1}, \mathbf{Z}; \theta_q) \middle| \bar{A}_k, \underline{a}_{k+1}, \bar{\mathbf{L}}_{k+1} \right) \right. \\ &\quad \left. - F_{Y_{\bar{A}_k, \underline{a}_{k+1}} | \bar{A}_k, \bar{\mathbf{L}}_k} \left(h(\bar{A}_k, \underline{a}_{k+1}, \mathbf{Z}; \theta_q) \middle| \bar{A}_k, \bar{\mathbf{L}}_k \right) \right\}, \text{ for } k = 1, \dots, K-1, \\ D_0(\theta_q) &= \sum_{\bar{a}_K \in \bar{\mathbb{A}}_K} d(\bar{a}_K, \mathbf{Z}; \theta_q) \left\{ F_{Y_{A_1, \underline{a}_2} | A_1, \mathbf{L}_1} \left(h(\bar{a}_K, \mathbf{Z}; \theta_q) \middle| A_1, \mathbf{L}_1 \right) - q \right\}, \\ \text{and } \bar{w}_k(\bar{A}_k, \bar{\mathbf{L}}_k) &= \prod_{j=1}^k f_{A_j | \bar{A}_{j-1}, \bar{\mathbf{L}}_j} (A_j | \bar{A}_{j-1}, \bar{\mathbf{L}}_j). \end{aligned}$$

It follows from Theorem 2 that the semiparametric efficiency bound for estimating θ_q is $E \left[\phi_{\theta_q}^{\otimes 2} \right]$. In addition, the EIF provides a means to construct a new estimator of θ_q by solving $\mathbb{P}_n[\phi_{\theta_q}] = \mathbf{0}$. After a careful check on the EIF, we can verify that the EIF is essentially a function of the propensity score models \mathcal{M}_1 , outcome regression models \mathcal{M}_2 , and a constant normalization matrix \mathbf{C} that does not affect the solution of $\mathbb{P}_n[\phi_{\theta_q}] = \mathbf{0}$. This motivates us to construct a new estimator by substituting \mathcal{M}_1 and \mathcal{M}_2 in the EIF by

their estimators given in Section 3. To summarize, we can solve the following estimating equations induced from the EIF to estimate θ_q :

$$\mathbb{P}_n \left[\mathbb{U}_{\theta_q}^{DR}(\mathbf{O}; \theta_q, \hat{\alpha}, \hat{\beta}) \right] = \mathbf{0}, \quad (11)$$

where $\hat{\alpha}$ is obtained by the maximum likelihood estimation for the propensity score models in Section 3.1, $\hat{\beta}$ is obtained by the iterative algorithm for the outcome regression models in Section 3.2, and

$$\mathbb{U}_{\theta_q}^{DR}(\mathbf{O}; \theta_q, \alpha, \beta) \equiv \mathbb{U}_{\theta_q}^{(K)}(\mathbf{O}; \theta_q, \bar{\alpha}_K, \beta_K) + \sum_{k=1}^{K-1} \mathbb{U}_{\theta_q}^{(k)}(\mathbf{O}; \theta_q, \bar{\alpha}_k, \beta_k, \beta_{k+1}) + \mathbb{U}_{\theta_q}^{(0)}(\mathbf{O}; \theta_q, \beta_1)$$

is an unbiased estimating function with components

$$\begin{aligned} \mathbb{U}_{\theta_q}^{(K)}(\mathbf{O}; \theta_q, \bar{\alpha}_K, \beta_K) &= \frac{d(\bar{A}_K, \mathbf{Z}; \theta_q)}{\bar{\pi}_K(\bar{A}_K, \bar{\mathbf{L}}_K; \alpha)} \left\{ \mathbb{I}(Y \leq h(\bar{A}_K, \mathbf{Z}; \theta_q)) - \Psi_K(h(\bar{A}_K, \mathbf{Z}; \theta_q), \bar{A}_K, \bar{\mathbf{L}}_K; \beta_K) \right\}, \\ \mathbb{U}_{\theta_q}^{(k)}(\mathbf{O}; \theta_q, \bar{\alpha}_k, \beta_k, \beta_{k+1}) &= \sum_{\underline{a}_{k+1} \in \bar{\mathbb{A}}_{k+1}} \frac{d(\bar{A}_k, \underline{a}_{k+1}, \mathbf{Z}; \theta_q)}{\bar{\pi}_k(\bar{A}_k, \bar{\mathbf{L}}_k; \bar{\alpha}_k)} \left\{ \Psi_{k+1}(h(\bar{A}_k, \underline{a}_{k+1}, \mathbf{Z}; \theta_q), \bar{A}_k, \underline{a}_{k+1}, \bar{\mathbf{L}}_{k+1}; \beta_{k+1}) \right. \\ &\quad \left. - \Psi_k(h(\bar{A}_k, \underline{a}_{k+1}, \mathbf{Z}; \theta_q), \bar{A}_k, \underline{a}_{k+1}, \bar{\mathbf{L}}_k; \beta_k) \right\}, \text{ for } k = 1, \dots, K-1, \\ \mathbb{U}_{\theta_q}^{(0)}(\mathbf{O}; \theta_q, \beta_1) &= \sum_{\bar{a}_K \in \bar{\mathbb{A}}_K} d(\bar{a}_K, \mathbf{Z}; \theta_q) \left\{ \Psi_1(h(\bar{a}_K, \mathbf{Z}; \theta_q), \bar{a}_K, \mathbf{L}_1; \beta_1) - q \right\}, \end{aligned}$$

$\bar{\alpha}_k = [\alpha_1^T, \alpha_2^T, \dots, \alpha_k^T]^T$ and $\bar{\pi}_k(\bar{A}_k, \bar{\mathbf{L}}_k; \bar{\alpha}_k) = \prod_{k=1}^K \pi_k(\bar{A}_k, \bar{\mathbf{L}}_k; \alpha_k)$. We denote the new estimator by solving (11) as $\hat{\theta}_q^{DR*}$.

Interestingly, the correct specification of both models \mathcal{M}_1 and \mathcal{M}_2 is not required for the consistency of $\hat{\theta}_q^{DR*}$. In fact, equation (11) is a doubly robust estimating equation in the sense that its expectation is $\mathbf{0}$ when either \mathcal{M}_1 or \mathcal{M}_2 is correctly specified. This is a consequence of the following two facts:

1. The expectation of each component in $\mathbb{U}_{\theta_q}^{DR}(\mathbf{O}; \theta_q, \alpha, \beta)$, i.e., $\mathbb{U}_{\theta_q}^{(k)}$, for $k = 0, \dots, K$, equals to $\mathbf{0}$ under \mathcal{M}_2 , regardless whether \mathcal{M}_1 hold or not.
2. $\mathbb{U}_{\theta_q}^{DR}(\mathbf{O}; \theta_q, \alpha, \beta)$ can be rewritten as $\mathbb{T}_{\theta_q}^{(0)}(\mathbf{O}; \theta_q, \alpha) + \sum_{k=1}^K \mathbb{T}_{\theta_q}^{(k)}(\mathbf{O}; \theta_q, \bar{\alpha}_k, \beta_k)$, where $\mathbb{T}_{\theta_q}^{(0)}(\mathbf{O}; \theta_q, \alpha) = \frac{d(\bar{A}_K, \mathbf{Z}; \theta_q)}{\bar{\pi}_K(\bar{A}_K, \bar{\mathbf{L}}_K; \alpha)} \times \mathbb{I}(Y \leq h(\bar{A}_K, \mathbf{Z}; \theta_q)) - \sum_{\bar{a}_K \in \bar{\mathbb{A}}_K} d(\bar{a}_K; \bar{\mathbf{L}}_K; \theta_q) \times q$, $\mathbb{T}_{\theta_q}^{(k)}(\mathbf{O}; \theta_q, \bar{\alpha}_k, \beta_k) = \sum_{\underline{a}_k \in \bar{\mathbb{A}}_k} \frac{d(\bar{A}_{k-1}, \underline{a}_k, \mathbf{Z}; \theta_q)}{\bar{\pi}_{k-1}(\bar{A}_{k-1}, \bar{\mathbf{L}}_{k-1}; \bar{\alpha}_{k-1})} \times \Psi_k(h(\bar{A}_{k-1}, \underline{a}_k, \mathbf{Z}; \theta_q), \bar{A}_{k-1}, \underline{a}_k, \bar{\mathbf{L}}_k; \beta_k) - \sum_{\underline{a}_{k+1} \in \bar{\mathbb{A}}_{k+1}} \frac{d(\bar{A}_k, \underline{a}_{k+1}, \mathbf{Z}; \theta_q)}{\bar{\pi}_k(\bar{A}_k, \bar{\mathbf{L}}_k; \bar{\alpha}_k)} \times \Psi_k(h(\bar{A}_k, \underline{a}_{k+1}, \mathbf{Z}; \theta_q), \bar{A}_k, \underline{a}_{k+1}, \bar{\mathbf{L}}_k; \beta_k)$. The expectation of each $\mathbb{T}_{\theta_q}^{(k)}$, $k = 0, \dots, K$, is $\mathbf{0}$ under \mathcal{M}_1 , regardless of whether \mathcal{M}_2 hold or not.

In Appendix D, we formally prove that $\widehat{\boldsymbol{\theta}}_q^{DR*}$ is CAN if either \mathcal{M}_1 or \mathcal{M}_2 holds, but not necessary both. In addition, $\widehat{\boldsymbol{\theta}}_q^{DR*}$ will achieve the semiparametric efficiency bound when both \mathcal{M}_1 and \mathcal{M}_2 are correctly specified.

4.2 Implementation via smoothed estimating equations

The estimating equations used in the IPW and the doubly robust approach, i.e., (3) and (11), consist of an indicator function $\mathbb{I}(Y \leq h(\bar{A}_K, \mathbf{Z}; \boldsymbol{\theta}_q))$, and therefore are discontinuous in terms of the parameters $\boldsymbol{\theta}_q$. This may present challenges for solving the estimating equation and calculating the asymptotic variance of the point estimates. One can use a derivative-free method to solve the estimating equation. For example, Jung (1996) employs a stepwise bisection method to find a zero crossing of the estimating function, but this method may be computationally burdensome if the dimension of the unknown parameter is high. Otherwise, one can also transfer the problem of solving an estimating equation to an equivalent problem of minimizing an objective function. For example, if $h(\bar{A}_K, \mathbf{Z}; \boldsymbol{\theta}_q)$ is a linear function of $\boldsymbol{\theta}_q$, solving the IPW estimating equation (3) can be transformed to an efficient linear programming problem for minimizing the objective function, $\mathbb{P}_n \left[\frac{\rho_q(Y - h(\bar{A}_K, \mathbf{Z}; \boldsymbol{\theta}_q))}{\bar{\pi}_K(\bar{A}_K, \mathbf{L}_K, \hat{\boldsymbol{\alpha}})} \right]$, where $\rho_q(x) = xq + x\mathbb{I}(x \leq 0)$ (Koenker and d'Orey, 1994). However, the doubly robust estimating equation (11) is more complex due to the augmentation terms and therefore such an objective function to minimize may be more challenging to identify. In this article, we propose a smoothed estimating equation to solve the discontinuity issues in calculating the IPW and doubly robust estimator, in the same spirit of Heller (2007) who developed a smoothed estimating equation to account for the discontinuity problems in a rank-based estimating equation. The smoothed estimating equation allows us to use a derivative-based algorithm to solve for the unknown MSQM parameter and also permit fast calculation of the standard errors via the sandwich method.

Specifically, we use a local distribution function $\mathcal{K}((h(\bar{A}_K, \mathbf{Z}; \boldsymbol{\theta}_q) - Y)/\tau_n)$ to approximate the indicator function $\mathbb{I}(Y \leq h(\bar{A}_K, \mathbf{Z}; \boldsymbol{\theta}_q))$, where τ_n is a pre-specified bandwidth that depends on the sample size n . The bandwidth τ_n converges to zero as the sample size

goes up such that if $Y < h(\bar{A}_K, \mathbf{Z}; \boldsymbol{\theta}_q)$, $\mathcal{K}((h(\bar{A}_K, \mathbf{Z}; \boldsymbol{\theta}_q) - Y)/\tau_n) \rightarrow 1$ as $n \rightarrow \infty$, and if $Y > h(\bar{A}_K, \mathbf{Z}; \boldsymbol{\theta}_q)$, $\mathcal{K}((h(\bar{A}_K, \mathbf{Z}; \boldsymbol{\theta}_q) - Y)/\tau_n) \rightarrow 0$ as $n \rightarrow \infty$. We requires the following two conditions for the local distribution function $\mathcal{K}(x)$ and the bandwidth τ_n :

(B1) The local distribution function $\mathcal{K}(x)$ is continuous and its first-order derivative $\mathcal{K}'(x) = \frac{\partial}{\partial x}\mathcal{K}(x)$ is symmetric about 0 with $\int x^2\mathcal{K}'(x)dx < \infty$.

(B2) The bandwidth, τ_n , is chosen such that as $n \rightarrow \infty$, $n\tau_n \rightarrow \infty$ and $n\tau_n^4 \rightarrow 0$.

In this paper, the local distribution function $\mathcal{K}(x)$ is set to the logistic function $\mathcal{K}(x) = e^x/(1 + e^x)$. As suggested by Heller (2007), we set bandwidth $\tau_n = \hat{\sigma}n^{-0.26}$, where $\hat{\sigma}$ is the sample standard deviation of the residual $Y - h(\bar{A}_K, \mathbf{Z}, \hat{\boldsymbol{\theta}}_q)$, $\hat{\boldsymbol{\theta}}_q$ is an initial guess of $\boldsymbol{\theta}_q$ (for example, set it to $\hat{\boldsymbol{\theta}}_q^{ICR}$), and the exponent -0.26 provides the quickest rate of convergence under the bandwidth constraint $n\tau_n^4 \rightarrow 0$.

To obtain the smoothed estimating equation, we can substitute the local distribution function for the indicator function used in the original estimating equation. Specifically, we can solve the following smoothed doubly robust estimating equation based on a derivative-based algorithm to obtain the $\boldsymbol{\theta}_q$ -estimator, denoted by $\hat{\boldsymbol{\theta}}_q^{DR}$

$$\begin{aligned} & \mathbb{P}_n \left\{ \tilde{\mathbb{U}}_{\boldsymbol{\theta}_q}^{DR}(\mathbf{O}; \boldsymbol{\theta}_q, \hat{\boldsymbol{\alpha}}, \hat{\boldsymbol{\beta}}) \right\} \\ &= \mathbb{P}_n \left\{ \tilde{\mathbb{U}}_{\boldsymbol{\theta}_q}^{(K)}(\mathbf{O}; \boldsymbol{\theta}_q, \bar{\boldsymbol{\alpha}}_K, \hat{\boldsymbol{\beta}}_K) + \sum_{k=1}^{K-1} \mathbb{U}_{\boldsymbol{\theta}_q}^{(k)}(\mathbf{O}; \boldsymbol{\theta}_q, \bar{\boldsymbol{\alpha}}_k, \hat{\boldsymbol{\beta}}_k, \hat{\boldsymbol{\beta}}_{k+1}) + \mathbb{U}_{\boldsymbol{\theta}_q}^{(0)}(\mathbf{O}; \boldsymbol{\theta}_q, \hat{\boldsymbol{\beta}}_1) \right\} = \mathbf{0}, \end{aligned} \quad (12)$$

where

$$\tilde{\mathbb{U}}_{\boldsymbol{\theta}_q}^{(K)}(\mathbf{O}; \boldsymbol{\theta}_q, \bar{\boldsymbol{\alpha}}_K, \boldsymbol{\beta}_K) \equiv \frac{d(\bar{A}_K, \mathbf{Z}; \boldsymbol{\theta}_q)}{\bar{\pi}_K(\bar{A}_K, \bar{\mathbf{L}}_K; \boldsymbol{\alpha})} \left\{ \mathcal{K} \left(\frac{h(\bar{A}_K, \mathbf{Z}; \boldsymbol{\theta}_q) - Y}{\tau_n} \right) - \Psi_K \left(h(\bar{A}_K, \mathbf{Z}; \boldsymbol{\theta}_q), \bar{A}_K, \bar{\mathbf{L}}_K; \boldsymbol{\beta}_K \right) \right\}, \quad (13)$$

and definitions of $\mathbb{U}_{\boldsymbol{\theta}_q}^{(k)}$, $k = 0, \dots, K - 1$, refer to Section 4.1. Similarly, for the IPW, we can solve the following smoothed equation instead of (3):

$$\mathbb{P}_n \left[\frac{d(\bar{A}_K, \mathbf{Z}; \boldsymbol{\theta}_q)}{\bar{\pi}_K(\bar{A}_K, \bar{\mathbf{L}}_K, \hat{\boldsymbol{\alpha}})} \left\{ \mathcal{K} \left(\frac{h(\bar{A}_K, \mathbf{Z}; \boldsymbol{\theta}_q) - Y}{\tau_n} \right) - q \right\} \right] = \mathbf{0}. \quad (14)$$

We denote the new IPW estimator as $\hat{\boldsymbol{\theta}}_q^{IPW}$.

4.3 Asymptotic properties

Theorems 3 and 4 present the asymptotic properties of the estimators obtained by the smoothed estimating equations, $\widehat{\boldsymbol{\theta}}_q^{IPW}$ and $\widehat{\boldsymbol{\theta}}_q^{DR}$, respectively, where $\widehat{\boldsymbol{\theta}}_q^{DR}$ remains doubly robust. The proofs are given in Appendix D and E.

Theorem 3. *Assuming \mathcal{M}_1 is correctly specified and under assumptions (A1)–(A4), (B1)–(B2), and regularity conditions listed in Appendix D, $\widehat{\boldsymbol{\theta}}_q^{IPW}$ obtained from (14) is CAN such that $\sqrt{n}(\widehat{\boldsymbol{\theta}}_q^{IPW} - \boldsymbol{\theta}_q)$ converge to $N(\mathbf{0}, \boldsymbol{\Sigma}^{IPW})$, where $\boldsymbol{\Sigma}^{IPW}$ is defined in Appendix D. In addition, we have that $\widehat{\boldsymbol{\theta}}_q^{IPW}$ is asymptotically equivalent to $\widehat{\boldsymbol{\theta}}_q^{IPW*}$ obtained by (3) such that $\sqrt{n}(\widehat{\boldsymbol{\theta}}_q^{IPW} - \widehat{\boldsymbol{\theta}}_q^{IPW*}) = o_p(1)$.*

Theorem 4. *Under Assumptions (A1)–(A4), (B1)–(B2), and regularity conditions listed in Appendix E, if either \mathcal{M}_1 or \mathcal{M}_2 is correctly specified, then $\widehat{\boldsymbol{\theta}}_q^{DR}$ obtained from (12) is CAN such that $\sqrt{n}(\widehat{\boldsymbol{\theta}}_q^{DR} - \boldsymbol{\theta}_q)$ converge to $N(\mathbf{0}, \boldsymbol{\Sigma}^{DR})$, where $\boldsymbol{\Sigma}^{DR}$ is defined in Appendix E. In addition, we have that $\widehat{\boldsymbol{\theta}}_q^{DR}$ is asymptotically equivalent to $\widehat{\boldsymbol{\theta}}_q^{DR*}$ obtained by (11) such that $\sqrt{n}(\widehat{\boldsymbol{\theta}}_q^{DR} - \widehat{\boldsymbol{\theta}}_q^{DR*}) = o_p(1)$.*

A consistent estimator of $\boldsymbol{\Sigma}^{IPW}$ is $\widehat{\boldsymbol{\Sigma}}^{IPW} = [\widehat{\boldsymbol{\mathcal{I}}}_{\boldsymbol{\theta}_q}^{IPW}]^{-1} \widehat{\boldsymbol{\mathcal{V}}}^{IPW} [\widehat{\boldsymbol{\mathcal{I}}}_{\boldsymbol{\theta}_q}^{IPW}]^{-T}$, where $\widehat{\boldsymbol{\mathcal{I}}}_{\boldsymbol{\theta}_q}^{IPW} = \mathbb{P}_n \frac{\partial}{\partial \boldsymbol{\theta}_q} \widetilde{\mathbb{U}}_{\boldsymbol{\theta}_q}^{IPW}(\mathbf{O}; \widehat{\boldsymbol{\theta}}_q^{IPW}, \widehat{\boldsymbol{\alpha}})$ ($\mathbb{P}_n \mathbb{U}_{\boldsymbol{\theta}_q}^{IPW}(\mathbf{O}; \boldsymbol{\theta}_q, \boldsymbol{\alpha})$ is given by (14)),

$$\widehat{\boldsymbol{\mathcal{V}}}^{IPW} = \mathbb{P}_n \left[\left(\widetilde{\mathbb{U}}_{\boldsymbol{\theta}_q}^{IPW}(\mathbf{O}; \widehat{\boldsymbol{\theta}}_q^{IPW}, \widehat{\boldsymbol{\alpha}}) - \widehat{\boldsymbol{\mathcal{S}}}_{\boldsymbol{\theta}_q, \boldsymbol{\alpha}}^{IPW} \widehat{\boldsymbol{\mathcal{I}}}_{\boldsymbol{\alpha}}^{-1} \mathbb{U}_{\boldsymbol{\alpha}}(\mathbf{O}; \widehat{\boldsymbol{\alpha}}) \right)^{\otimes 2} \right],$$

$\widehat{\boldsymbol{\mathcal{S}}}_{\boldsymbol{\theta}_q, \boldsymbol{\alpha}}^{IPW} = \mathbb{P}_n \frac{\partial}{\partial \boldsymbol{\alpha}} \widetilde{\mathbb{U}}_{\boldsymbol{\theta}_q}^{IPW}(\mathbf{O}; \widehat{\boldsymbol{\theta}}_q^{IPW}, \widehat{\boldsymbol{\alpha}})$, $\mathbb{U}_{\boldsymbol{\alpha}}(\mathbf{O}; \boldsymbol{\alpha}) = [\frac{\partial}{\partial \boldsymbol{\alpha}_1} \log \pi_1(A_1, \mathbf{L}_1; \boldsymbol{\alpha}_1), \dots, \frac{\partial}{\partial \boldsymbol{\alpha}_K} \log \pi_K(\bar{A}_K, \bar{\mathbf{L}}_K; \boldsymbol{\alpha}_K)]^T$ is the likelihood score for $\boldsymbol{\alpha} = [\boldsymbol{\alpha}_1^T, \dots, \boldsymbol{\alpha}_K^T]^T$, and $\widehat{\boldsymbol{\mathcal{I}}}_{\boldsymbol{\alpha}} = \mathbb{P}_n \frac{\partial}{\partial \boldsymbol{\alpha}} \mathbb{U}_{\boldsymbol{\alpha}}(\mathbf{O}; \widehat{\boldsymbol{\alpha}})$.

Similarly, $\boldsymbol{\Sigma}^{DR}$ can be consistently estimated by $\widehat{\boldsymbol{\Sigma}}^{DR} = [\widehat{\boldsymbol{\mathcal{I}}}_{\boldsymbol{\theta}_q}^{DR}]^{-1} \widehat{\boldsymbol{\mathcal{V}}}^{DR} [\widehat{\boldsymbol{\mathcal{I}}}_{\boldsymbol{\theta}_q}^{DR}]^{-T}$, where

$$\widehat{\boldsymbol{\mathcal{I}}}_{\boldsymbol{\theta}_q}^{DR} = \mathbb{P}_n \frac{\partial}{\partial \boldsymbol{\theta}_q} \widetilde{\mathbb{U}}_{\boldsymbol{\theta}_q}^{DR}(\mathbf{O}; \widehat{\boldsymbol{\theta}}_q^{DR}, \widehat{\boldsymbol{\alpha}}, \widehat{\boldsymbol{\beta}}),$$

$$\widehat{\boldsymbol{\mathcal{V}}}^{DR} = \mathbb{P}_n \left[\left(\widetilde{\mathbb{U}}_{\boldsymbol{\theta}_q}^{DR}(\mathbf{O}; \widehat{\boldsymbol{\theta}}_q^{DR}, \widehat{\boldsymbol{\alpha}}, \widehat{\boldsymbol{\beta}}) - \widehat{\boldsymbol{\mathcal{S}}}_{\boldsymbol{\theta}_q, \boldsymbol{\alpha}}^{DR} \widehat{\boldsymbol{\mathcal{I}}}_{\boldsymbol{\alpha}}^{-1} \mathbb{U}_{\boldsymbol{\alpha}}(\mathbf{O}; \widehat{\boldsymbol{\alpha}}) - \widehat{\boldsymbol{\mathcal{S}}}_{\boldsymbol{\theta}_q, \boldsymbol{\beta}}^{DR} \widehat{\boldsymbol{\mathcal{I}}}_{\boldsymbol{\beta}}^{-1} \mathbb{U}_{\boldsymbol{\beta}}(\mathbf{O}; \widehat{\boldsymbol{\beta}}) \right)^{\otimes 2} \right],$$

and $\widehat{\boldsymbol{\mathcal{S}}}_{\boldsymbol{\theta}_q, \boldsymbol{\alpha}}^{DR} = \mathbb{P}_n \frac{\partial}{\partial \boldsymbol{\alpha}} \widetilde{\mathbb{U}}_{\boldsymbol{\theta}_q}^{DR}(\mathbf{O}; \widehat{\boldsymbol{\theta}}_q^{DR}, \widehat{\boldsymbol{\alpha}}, \widehat{\boldsymbol{\beta}})$, $\widehat{\boldsymbol{\mathcal{S}}}_{\boldsymbol{\theta}_q, \boldsymbol{\beta}}^{DR} = \mathbb{P}_n \frac{\partial}{\partial \boldsymbol{\beta}} \widetilde{\mathbb{U}}_{\boldsymbol{\theta}_q}^{DR}(\mathbf{O}; \widehat{\boldsymbol{\theta}}_q^{DR}, \widehat{\boldsymbol{\alpha}}, \widehat{\boldsymbol{\beta}})$; definitions of $\widehat{\boldsymbol{\mathcal{I}}}_{\boldsymbol{\alpha}}$ and $\mathbb{U}_{\boldsymbol{\alpha}}(\mathbf{O}; \widehat{\boldsymbol{\alpha}})$ are given above, and $\widehat{\boldsymbol{\mathcal{I}}}_{\boldsymbol{\beta}}$ and $\mathbb{U}_{\boldsymbol{\beta}}(\mathbf{O}; \widehat{\boldsymbol{\beta}})$ are provided after Theorem 1.

The previous theorems also show that the IPW and doubly robust estimators obtained from the smoothed estimating equations are asymptotically equivalent to their corresponding original unsmoothed estimators, which implies that the asymptotic distribution of the smoothed estimators are identical to that obtained without the use of smoothing. This suggests that the smoothness process preserves the efficiency and robustness of the original estimators, but the smoothed estimation simplifies computations in point and variance estimation. The finite sample performance of $\widehat{\boldsymbol{\theta}}_q^{IPW}$ and $\widehat{\boldsymbol{\theta}}_q^{DR}$ is studied in the simulation study (Section 5). However, we refrain from further study of the original IPW and doubly robust estimators, $\widehat{\boldsymbol{\theta}}_q^{IPW*}$ and $\widehat{\boldsymbol{\theta}}_q^{DR*}$, because they can be computationally more complicated than the smoothed estimators proposed in this work. In the remainder of the manuscript, we also refer to $\widehat{\boldsymbol{\theta}}_q^{IPW}$ for the IPW estimator and $\widehat{\boldsymbol{\theta}}_q^{DR}$ for the doubly robust estimator.

5 Simulation Studies

We conducted a simulation study to evaluate the empirical performance of the $\widehat{\boldsymbol{\theta}}_q^{IPW}$, $\widehat{\boldsymbol{\theta}}_q^{ICR}$ and $\widehat{\boldsymbol{\theta}}_q^{DR}$. We considered $K = 3$ time periods with a binary treatment $A_k \in \{0, 1\}$ assigned at each time period k . The longitudinal data $\mathbf{O} = \left\{ \mathbf{L}_1 = (L_{11}, L_{12}), A_1, \mathbf{L}_2 = (L_{21}, L_{22}), A_2, \mathbf{L}_3 = (L_{31}, L_{32}), A_3, Y \right\}$ were simulated based on the data generation process in Appendix F in the Supplementary Material. We considered two scenarios with different sparsity levels of overlap (Hu et al., 2021), where distributions of the true propensity scores are illustrated in Figure 1 in the supplementary material. In Scenario I, the true propensity score distributions at each time period have moderate overlap between comparison groups; and in Scenario II, the true propensity score distributions have weak overlap. Under assumptions (A1)–(A4), we show in Appendix F that there is a counterfactual outcome $Y_{\bar{a}_3}$ corresponding to each treatment regime \bar{a}_3 and the marginal distribution of $Y_{\bar{a}_3}$ follows $N(10 - 4a_1 - 4a_2 - 10a_3, 28 + 12a_3)$. We are interested in estimating the MSQM $Q_{Y_{\bar{a}_3}}^{(q)} = \theta_{q,0} + \theta_{q,1}a_1 + \theta_{q,2}a_2 + \theta_{q,3}a_3$ with unknown parameter $\boldsymbol{\theta}_q = [\theta_{q,0}, \theta_{q,1}, \theta_{q,2}, \theta_{q,3}]$. The true parameter for $\boldsymbol{\theta}_q$ is derived in Appendix F that $\theta_{q,0} = 10 + 5.292z_q$, $\theta_{q,1} = \theta_{q,2} = -4$,

and $\theta_{q,3} = -10 + 1.033z_q$, where z_q is the q -th lower-quantile of the standard normal distribution (for example, $z_{0.5} = 0$, $z_{0.75} = 0.675$).

An unadjusted estimator $\hat{\theta}_q^U$ was obtained by conducting a standard quantile regression (Koenker and Bassett, 1978) on Y with (A_1, A_2, A_3) as predictors, which will not converge to the true causal parameter θ_q due to confounding by \bar{L}_3 . We generated 1,000 samples each with the size of 2,000 to evaluate the percent bias, Monte Carlo standard error, and the 95% confidence interval coverage rate of the unadjusted ($\hat{\theta}_q^U$), IPW ($\hat{\theta}_q^{IPW}$), ICR ($\hat{\theta}_q^{ICR}$), and doubly robust ($\hat{\theta}_q^{DR}$) estimators, where stabilized weights were used in the IPW and doubly robust estimation. We compared two methods for calculating the 95% confidence interval, one by a Wald-type confidence interval using the derived asymptotic variance and the other by a non-parametric percentile bootstrapping. The $\hat{\theta}_q^{IPW}$ is only consistent under the correctly specified propensity score models, but neither robust nor statistically efficient if the propensity score models were incorrectly specified. Similarly, both correct and incorrect outcome regression models were considered, and $\hat{\theta}_q^{ICR}$ is only consistent under correctly specified outcome regression models. Specifications of the correct and incorrect models are given in Table 1 in the Supplementary Material. We evaluated the performance of $\hat{\theta}_q$ among the aforementioned methods on three different levels of the quantiles: the median $\hat{\theta}_{0.5}$, lower quartile $\hat{\theta}_{0.25}$, and upper quartiles $\hat{\theta}_{0.75}$.

We first present the results under Scenario I (moderate overlap). Simulation results of $\hat{\theta}_{0.5}$ are summarized in Table 1. The unadjusted estimator $\hat{\theta}_q^U$ has notable bias and attenuated coverage rate due to failure in accounting for confounding. Also, coherent with the theory, $\hat{\theta}_{0.5}^{IPW}$ yielded a minimal bias with nominal coverage rates when the propensity score models were correctly specified but was considerably biased in situations where the propensity score models were misspecified. Similarly, $\hat{\theta}_{0.5}^{ICR}$ was nearly unbiased and had the smallest variance when the outcome regression models were correctly specified but delivered a large bias otherwise. Notably, the doubly robust estimator $\hat{\theta}_{0.5}^{DR}$ provided the

minimal bias if either the outcome regression models or the propensity score models were correct. Moreover, the confidence interval using our derived asymptotic variance formula had nominal coverage rate when either the outcome regression models or the propensity score models were correct. When all the models were correctly specified, $\widehat{\boldsymbol{\theta}}_{0.5}^{ICR}$ delivered the smallest standard errors, followed by $\widehat{\boldsymbol{\theta}}_{0.5}^{DR}$, whereas $\widehat{\boldsymbol{\theta}}_{0.5}^{IPW}$ shows substantially larger variability. Interestingly, the standard errors of $\widehat{\boldsymbol{\theta}}_{0.5}^{DR}$ were consistently smaller than those of $\widehat{\boldsymbol{\theta}}_{0.5}^{IPW}$, even if one of the sequence of the propensity score models or the outcome regression models were misspecified. Simulation results for $\boldsymbol{\theta}_{0.75}$ and $\boldsymbol{\theta}_{0.25}$ are visualized in Tables 2–3 in the Supplementary Material, where the results are similar to those for $\boldsymbol{\theta}_{0.5}$.

Under weak overlap (Scenario II), there can exist extreme propensity scores, which can bias the IPW and doubly robust estimators and induce excessive variance in finite samples. Simulation results in Scenario II are summarized in Tables 3–5 in the Supplementary Material. Compared to Scenario I, the bias of $\widehat{\boldsymbol{\theta}}_q^{IPW}$ and $\widehat{\boldsymbol{\theta}}_q^{DR}$ in Scenario II increased and their coverage rates also slightly deteriorated. The bias and Monte Carlo standard errors of $\widehat{\boldsymbol{\theta}}_q^{DR}$ were congruently smaller than those of $\widehat{\boldsymbol{\theta}}_q^{IPW}$, suggesting that the doubly robust estimator is more robust against weak propensity score overlap compared to the IPW.

6 Sensitivity Analysis

6.1 Quantifying unmeasured confounding

We propose a sensitivity analysis framework to assess the extent to which the violation of the no unmeasured time-varying confounding assumption (A2) might affect the estimation of $\boldsymbol{\theta}_q$. We proceed under the confounding function framework (Robins, 1999; Brumback et al., 2004; Hu et al., 2022). For $k = 1, \dots, K$, define the confounding function

$$c_k(y, \bar{a}_K, \bar{\boldsymbol{l}}_k) = F_{Y_{\bar{a}_K} | \bar{A}_k, \bar{\boldsymbol{L}}_k}(y | \bar{a}_k, \bar{\boldsymbol{l}}_k) - F_{Y_{\bar{a}_K} | \bar{A}_k, \bar{\boldsymbol{L}}_k}(y | 1 - a_k, \bar{a}_{k-1}, \bar{\boldsymbol{l}}_k), \quad (15)$$

which is a function of y defined on the support of the potential outcome, $[y_{\min}, y_{\max}]$. The confounding function measures, among the subgroup of population with $\bar{A}_{k-1} = \bar{a}_{k-1}$ and $\bar{\boldsymbol{L}}_k = \bar{\boldsymbol{l}}_k$, the difference in the potential outcome distribution for $Y_{\bar{a}_K}$ between those treated

with $A_k = a_k$ and those treated with $A_k = 1 - a_k$ in the k -th interval. If there exists unmeasured confounding in the k -th interval, then assumption (A2) $Y_{\bar{a}_K} \perp A_k | \bar{\mathbf{L}}_k, \bar{A}_{k-1} = \bar{a}_{k-1}$ does not hold and $c_k(y, \bar{a}_K, \bar{\mathbf{l}}_k) \neq 0$. The confounding function (15) encodes the magnitude of unmeasured confounding for treatment allocation of A_k , conditional on the history of confounders and treatments at or prior to the beginning of the k -th interval.

We provide an interpretation of the confounding functions in the context of our illustrative example. Specifically, suppose a group of patients who developed severe hypertension were enrolled in the study, where a set of baseline confounders \mathbf{L}_1 were measured, and an antihypertensive treatment A_1 (1, treated; 0, untreated) was assigned at baseline. The outcome Y is patient's systolic blood pressure (SBP, mmHg) at the end of period 1. Since there is a single follow-up time ($K = 1$), we have one confounding function $c_1(y, a_1, \mathbf{l}_1)$ quantifying the baseline unmeasured confounding. Table 2 provides intuitive interpretations of the confounding function based on the sign of $c_1(y, a_1, \mathbf{l}_1)$. This interpretation of a single time period can be generalized to settings of multiple follow-up times periods.

6.2 A working confounding function

In practice, one can specify a working confounding function, $c_k(y, \bar{a}_K, \bar{\mathbf{l}}_k; \boldsymbol{\gamma}_k)$, indexed by a finite dimensional parameters $\boldsymbol{\gamma}_k$. To simplify our sensitivity analysis, we require the following two regularity conditions for $c_k(y, \bar{a}_K, \bar{\mathbf{l}}_k; \boldsymbol{\gamma}_k)$. First, observing that the confounding function is a difference between two CDFs, we require that $c_k(y, \bar{a}_K, \bar{\mathbf{l}}_k; \boldsymbol{\gamma}_k)$ is continuous and bounded between -1 and 1 for all $y \in [y_{\min}, y_{\max}]$ and converges to 0 as $y \rightarrow y_{\min}$ or y_{\max} . Second, the partial derivative of $c_k(y, \bar{a}_K, \bar{\mathbf{l}}_k; \boldsymbol{\gamma}_k)$ with respect to y , $c'_k(y, \bar{a}_K, \bar{\mathbf{l}}_k) = \frac{\partial}{\partial y} c_k(y, \bar{a}_K, \bar{\mathbf{l}}_k; \boldsymbol{\gamma}_k)$, exists and is continuous for $y \in [y_{\min}, y_{\max}]$.

If the potential outcome $Y_{\bar{a}_K}$ is unbounded on \mathbb{R} , we propose a feasible working confounding function for (15), given by

$$c_k(y, \bar{a}_K, \bar{\mathbf{l}}_k; \boldsymbol{\gamma}_k) = r_k(\bar{a}_K, \bar{\mathbf{l}}_k; \boldsymbol{\gamma}_{k1}) \exp \left\{ -\pi \left[\frac{r_k(\bar{a}_K, \bar{\mathbf{l}}_k; \boldsymbol{\gamma}_{k1}) \left(y - m_k(\bar{a}_K, \bar{\mathbf{l}}_k; \boldsymbol{\gamma}_{k3}) \right)}{b_k(\bar{a}_K, \bar{\mathbf{l}}_k; \boldsymbol{\gamma}_{k2})} \right]^2 \right\}, \quad (16)$$

where $\boldsymbol{\gamma}_k = [\boldsymbol{\gamma}_{k1}^T, \boldsymbol{\gamma}_{k2}^T, \boldsymbol{\gamma}_{k3}^T]^T$, and $r_k(\bar{a}_K, \bar{\mathbf{l}}_k; \boldsymbol{\gamma}_{k1})$, $b_k(\bar{a}_K, \bar{\mathbf{l}}_k; \boldsymbol{\gamma}_{k2}) > 0$, and $m_k(\bar{a}_K, \bar{\mathbf{l}}_k; \boldsymbol{\gamma}_{k3})$ are the *peak*, *area* and *location* components, respectively. As illustrated in Figure 1, the working confounding function defined in (16) is a bell or inverted bell curve that reaches the extremum value, $r_k(\bar{a}_K, \bar{\mathbf{l}}_k; \boldsymbol{\gamma}_{k1})$, at the *location*, $m_k(\bar{a}_K, \bar{\mathbf{l}}_k; \boldsymbol{\gamma}_{k3})$, and then decreases to zero when $y \rightarrow \pm\infty$. Therefore, the *peak* component, $r_k(\bar{a}_K, \bar{\mathbf{l}}_k; \boldsymbol{\gamma}_{k1})$, measures the maximum difference between the two CDFs used in the confounding function (15), $F_{Y_{\bar{a}_K}|\bar{A}_k, \bar{\mathbf{L}}_k}(y|\bar{a}_k, \bar{\mathbf{l}}_k)$ and $F_{Y_{\bar{a}_K}|\bar{A}_k, \bar{\mathbf{L}}_k}(y|1 - a_k, \bar{a}_{k-1}, \bar{\mathbf{l}}_k)$ (abbreviated by $F_k^{(1)}(y)$ and $F_k^{(0)}(y)$ below). The absolute value of $r_k(\bar{a}_K, \bar{\mathbf{l}}_k; \boldsymbol{\gamma}_{k1})$ is $\sup_y \left| c_k(y, \bar{a}_K, \bar{\mathbf{l}}_k; \boldsymbol{\gamma}_k) \right| = \sup_y \left| F_k^{(1)}(y) - F_k^{(0)}(y) \right|$, which coincides with the Kolmogorov–Smirnov test statistic and also the total variation distance between $F_k^{(1)}$ and $F_k^{(0)}$. Notice that $r_k(\bar{a}_K, \bar{\mathbf{l}}_k; \boldsymbol{\gamma}_{k1})$ should be bounded between -1 and 1 since it is a difference between two probabilities. In particular, $r_k(\bar{a}_K, \bar{\mathbf{l}}_k; \boldsymbol{\gamma}_{k1}) = 0$ suggests $c_k(y, \bar{a}_K, \bar{\mathbf{l}}_k; \boldsymbol{\gamma}_k) \equiv 0$ for $y \in \mathbb{R}$, i.e., no unmeasured confounding. If the *peak* component is not zero, the *area* component, $b_k(\bar{a}_K, \bar{\mathbf{l}}_k; \boldsymbol{\gamma}_{k2})$, measures the area under the confounding function curve $c_k(y, \bar{a}_K, \bar{\mathbf{l}}_k; \boldsymbol{\gamma}_k)$; that is, $b_k(\bar{a}_K, \bar{\mathbf{l}}_k; \boldsymbol{\gamma}_{k2}) = \int_y \left| c_k(y, \bar{a}_K, \bar{\mathbf{l}}_k; \boldsymbol{\gamma}_k) \right| dy = \int_y \left| F_k^{(1)}(y) - F_k^{(0)}(y) \right| dy$, which is the 1–Wasserstein distance (De Angelis and Gray, 2021) between those two CDFs. As discussed above, both the *peak* and *area* components quantify the distance between $F_k^{(1)}$ and $F_k^{(0)}$, but from two complementary perspectives. The *peak* searches the maximum difference between $F_k^{(1)}(y)$ and $F_k^{(0)}(y)$ among all possible $y \in \mathbb{R}$, whereas the *area* integrate the absolute difference between $F_k^{(1)}(y)$ and $F_k^{(0)}(y)$ on $y \in \mathbb{R}$.

Proposition 1. *Suppose (i) the first CDF used in the true confounding function (15), $F_{Y_{\bar{a}_K}|\bar{A}_k, \bar{\mathbf{L}}_k}(y|\bar{a}_k, \bar{\mathbf{l}}_k)$, is a normal density CDF with mean $\mu_k(\bar{a}_K, \bar{\mathbf{l}}_k)$ and variance $\sigma_k^2(\bar{a}_K, \bar{\mathbf{l}}_k)$ and (ii) the two distributions used in true confounding function only have a mean shift such that $E[Y_{\bar{a}_K}|\bar{A}_k = \bar{a}_k, \bar{\mathbf{L}}_k = \bar{\mathbf{l}}_k] - E[Y_{\bar{a}_K}|\bar{A}_k = (1 - a_k, \bar{a}_{k-1}), \bar{\mathbf{L}}_k = \bar{\mathbf{l}}_k] = s_k(\bar{a}_K, \bar{\mathbf{l}}_k)$. Then, if the mean shift is not large, the working confounding function defined in (16) hold approximately, with $r_k(\bar{a}_K, \bar{\mathbf{l}}_k; \boldsymbol{\gamma}_{k1}) = -\frac{s_k(\bar{a}_K, \bar{\mathbf{l}}_k)}{\sqrt{2\pi}\sigma_k^2(\bar{a}_K, \bar{\mathbf{l}}_k)}$, $b_k(\bar{a}_K, \bar{\mathbf{l}}_k; \boldsymbol{\gamma}_{k2}) = |s_k(\bar{a}_K, \bar{\mathbf{l}}_k)|$, and $m_k(\bar{a}_K, \bar{\mathbf{l}}_k; \boldsymbol{\gamma}_{k3}) = \mu_k(\bar{a}_K, \bar{\mathbf{l}}_k)$.*

Proof of Proposition 1 is given in Appendix G. Proposition 1 suggests that the working confounding function (16) is a good approximation to the true confounding function (15) when the potential outcome $Y_{\bar{a}_K}$ given $\bar{A}_k = \bar{a}_k$ and $\bar{\mathbf{L}}_k = \bar{\mathbf{l}}_k$ is normally distributed and the two distributions used in the confounding function only have a mean shift. Moreover, we have that the *area* component approximately equals to the absolute mean shift value and *location* component approximately equals to the conditional mean of $F_{Y_{\bar{a}_K}|\bar{A}_k, \bar{\mathbf{L}}_k}(y|\bar{a}_k, \bar{\mathbf{l}}_k)$, which is $\boldsymbol{\delta}_k^T \mathbf{g}_k(\bar{a}_K, \bar{\mathbf{l}}_k)$ in (8) if the linear regressions in Section 3.2 were used to model the potential outcome distribution.

6.3 Augmented estimations under unmeasured confounding

Leveraging the working confounding functions, $c_k(y, \bar{a}_k, \bar{\mathbf{l}}_k; \boldsymbol{\gamma}_k)$, $k = 1, \dots, K$, we now develop augmented IPW, ICR, and doubly robust estimators to achieve consistent estimator for $\boldsymbol{\theta}_q$ after accounting for the unmeasured confounding. To conduct sensitivity analysis, one can choose $\boldsymbol{\gamma} = [\boldsymbol{\gamma}_1^T, \dots, \boldsymbol{\gamma}_K^T]^T$ from a finite set values $\boldsymbol{\Gamma}$ and then report the point estimates and the associated confidence intervals for each $\boldsymbol{\gamma} \in \boldsymbol{\Gamma}$, which summarizes how sensitive inferences are to a deviation from assumption (A2). This approach is sometimes referred to as the ‘‘tabular’’ method (Gustafson and McCandless, 2018).

Define $c_k^*(y, \bar{a}_K, \bar{\mathbf{l}}_k; \boldsymbol{\gamma}_k, \boldsymbol{\alpha}_k) = c_k(y, \bar{a}_K, \bar{\mathbf{l}}_k; \boldsymbol{\gamma}_k) \times \pi_k(1 - a_k, \bar{a}_{k-1}, \bar{\mathbf{l}}_k; \boldsymbol{\alpha}_k)$. The augmented IPW estimator, $\widehat{\boldsymbol{\theta}}_q^{AIPW}$, solves the following augmented IPW estimating equation

$$\mathbb{P}_n \left[\frac{d(\bar{A}_K, \mathbf{Z}; \boldsymbol{\theta}_q)}{\bar{\pi}_K(\bar{A}_K, \bar{\mathbf{L}}_K, \bar{\boldsymbol{\alpha}}_K)} \left\{ \mathcal{K} \left(\frac{h(\bar{A}_K, \mathbf{Z}; \boldsymbol{\theta}_q) - Y}{\tau_n} \right) - \sum_{k=1}^K c_k^* \left(h(\bar{A}_K, \mathbf{Z}; \boldsymbol{\theta}_q), \bar{A}_K, \bar{\mathbf{L}}_k; \boldsymbol{\gamma}_k, \boldsymbol{\alpha}_k \right) - q \right\} \right] = \mathbf{0}. \quad (17)$$

Here, $\mathcal{K} \left(\frac{h(\bar{A}_K, \mathbf{Z}; \boldsymbol{\theta}_q) - Y}{\tau_n} \right)$ is defined in Section 5, which is a smoothed function to approximate the discontinuous indicator function, $\mathbb{I}(Y \leq h(\bar{A}_K, \mathbf{Z}; \boldsymbol{\theta}_q))$, to facilitate computation. As compared to the estimating equation for $\widehat{\boldsymbol{\theta}}_q^{IPW}$, (14), the augmented estimating equation (17) includes an extra term, $\sum_{k=1}^K c_k^* \left(h(\bar{A}_K, \mathbf{Z}; \boldsymbol{\theta}_q), \bar{A}_K, \bar{\mathbf{L}}_k; \boldsymbol{\gamma}_k, \boldsymbol{\alpha}_k \right)$, to remove the hidden bias due to unmeasured confounding.

The ICR estimator is also inconsistent since (6) and (7) are no longer unbiased estimat-

ing equations. The following procedure that slightly modifies (6) and (7) can help achieve an consistent estimation for θ_q . First, compute $\widehat{\beta}_K$ by solving $\mathbb{P}_n [\mathbb{U}_{\beta_K}(Y, \bar{A}_K, \bar{L}_K)] = \mathbf{0}$. Then, for $k = K - 1, \dots, 1$, iteratively compute $\widehat{\beta}_k$ by solving

$$\mathbb{P}_n \left[\sum_{\underline{a}_{k+1} \in \underline{\bar{A}}_{k+1}} \int_y \mathbb{U}_{\beta_k}(y, \bar{A}_k, \underline{a}_{k+1}, \bar{L}_k) \left\{ \psi_{k+1}(y, \bar{A}_k, \underline{a}_{k+1}, \bar{L}_{k+1}; \beta_{k+1}) - c_{k+1}^{*'}(y, \bar{A}_k, \underline{a}_{k+1}, \bar{L}_{k+1}; \gamma_{k+1}, \widehat{\alpha}_{k+1}) \right\} dy \right] = \mathbf{0},$$

where $\widehat{\alpha}_k$ is by the maximum likelihood estimation in Section 3.1 and $c_k^{*'}(y, \bar{a}_K, \bar{L}_k; \gamma_k, \alpha_k) = c_k'(y, \bar{a}_K, \bar{L}_k; \gamma_k) \pi_k(1 - a_k, \bar{a}_{k-1}, \bar{L}_k; \alpha_k)$ is the partial derivative of $c_k^*(y, \bar{a}_K, \bar{L}_k; \gamma_k, \alpha_k)$ in terms of y . Finally, the augmented ICR estimator, denoted by $\widehat{\theta}_q^{AICR}$, is obtained by solving

$$\mathbb{P}_n \left[\sum_{\bar{a}_K \in \bar{\mathbb{A}}_K} d(\bar{a}_K, \mathbf{Z}) \left\{ \Psi_1 \left(h(\bar{a}_K, \mathbf{Z}; \theta_q), \bar{a}_K, \mathbf{L}_1; \widehat{\beta}_1 \right) - c_1^*(h(\bar{a}_K, \mathbf{Z}; \theta_q), \bar{a}_K, \mathbf{L}_1; \gamma_1, \widehat{\alpha}_1) - q \right\} \right] = \mathbf{0}.$$

Similar to Section 4, we can combine the augmented IPW and augmented ICR estimators to construct a augmented doubly robust estimator $\widehat{\theta}_q^{ADR}$ for the causal parameter θ_q . The proposed $\widehat{\theta}_q^{ADR}$ is the solution of the following smoothed estimating equation:

$$\begin{aligned} & \mathbb{P}_n \left\{ \widetilde{\mathbb{U}}_{\theta_q}^{ADR}(\mathbf{O}; \theta_q, \widehat{\alpha}, \widehat{\beta}) \right\} \\ &= \mathbb{P}_n \left\{ \widetilde{\mathbb{U}}_{\theta_q}^{(K)}(\mathbf{O}; \theta_q, \widehat{\alpha}_K, \widehat{\beta}_K) + \sum_{k=1}^{K-1} \widetilde{\mathbb{U}}_{\theta_q}^{(k)}(\mathbf{O}; \theta_q, \widehat{\alpha}_{k+1}, \widehat{\beta}_k, \widehat{\beta}_{k+1}) + \widetilde{\mathbb{U}}_{\theta_q}^{(0)}(\mathbf{O}; \theta_q, \widehat{\alpha}_1, \widehat{\beta}_1) \right\} = \mathbf{0}, \end{aligned} \quad (18)$$

where $\widehat{\alpha}_k$'s are obtained from the maximum likelihood estimation in Section 3.1 and $\widehat{\beta}_k$'s are obtained from the augmented ICR approach, $\widetilde{\mathbb{U}}_{\theta_q}^{(K)}(\mathbf{O}; \theta_q, \bar{\alpha}_K, \beta_K)$ is given in (13),

$$\begin{aligned} \widetilde{\mathbb{U}}_{\theta_q}^{(k)}(\mathbf{O}; \theta_q, \bar{\alpha}_{k+1}, \beta_k, \beta_{k+1}) &= \sum_{\underline{a}_{k+1} \in \underline{\bar{A}}_{k+1}} \frac{d(\bar{A}_k, \underline{a}_{k+1}, \mathbf{Z})}{\bar{\pi}_k(\bar{A}_k, \bar{L}_k; \bar{\alpha}_k)} \left\{ \Psi_{k+1} \left(h(\bar{A}_k, \underline{a}_{k+1}, \mathbf{Z}; \theta_q), \bar{A}_k, \underline{a}_{k+1}, \bar{L}_{k+1}; \beta_{k+1} \right) \right. \\ &\quad \left. - c_{k+1}^* \left(h(\bar{A}_k, \underline{a}_{k+1}, \mathbf{Z}; \theta_q), \bar{A}_k, \underline{a}_{k+1}, \bar{L}_{k+1}; \gamma_{k+1}, \alpha_{k+1} \right) \right. \\ &\quad \left. - \Psi_k \left(h(\bar{A}_k, \underline{a}_{k+1}, \mathbf{Z}; \theta_q), \bar{A}_k, \underline{a}_{k+1}, \bar{L}_k; \beta_k \right) \right\} \text{ for } k = 1, \dots, K-1, \end{aligned}$$

$$\widetilde{\mathbb{U}}_{\theta_q}^{(0)}(\mathbf{O}; \theta_q, \alpha_1, \beta_1) = \sum_{\bar{a}_K \in \bar{\mathbb{A}}_K} d(\bar{a}_K, \mathbf{Z}) \left\{ \Psi_1 \left(h(\bar{a}_K, \mathbf{Z}; \theta_q), \bar{a}_K, \mathbf{L}_1; \beta_1 \right) - c_1 \left(h(\bar{a}_K, \mathbf{Z}; \theta_q), \bar{a}_K, \mathbf{L}_1; \gamma_1, \alpha_1 \right) - q \right\}.$$

The following theorem (see Appendix H for the proof) summarizes the asymptotic properties of $\widehat{\theta}_q^{AIPW}$, $\widehat{\theta}_q^{AICR}$, and $\widehat{\theta}_q^{ADR}$.

Theorem 5. *Suppose that the assumptions (A1) and (A3)–(A4) hold and the working confounding functions are correctly specified; i.e., $c_k(y, \bar{a}_K, \bar{L}_k; \gamma_k) \equiv c_k(y, \bar{a}_K, \bar{L}_k)$ for all*

$y \in [y_{\min}, y_{\max}]$, $k = 1, \dots, K$.

- (i) If \mathcal{M}_1 is correctly specified and conditions (B1)–(B2) regarding the smoothness function hold, $\hat{\boldsymbol{\theta}}_q^{AIPW}$ is CAN such that $\sqrt{n}(\hat{\boldsymbol{\theta}}_q^{AIPW} - \boldsymbol{\theta}_q)$ converges to $N(\mathbf{0}, \boldsymbol{\Sigma}^{AIPW})$, where $\boldsymbol{\Sigma}^{AIPW}$ is defined in Appendix H.
- (ii) If both \mathcal{M}_1 and \mathcal{M}_2 are correctly specified, $\hat{\boldsymbol{\theta}}_q^{AICR}$ is CAN such that $\sqrt{n}(\hat{\boldsymbol{\theta}}_q^{AICR} - \boldsymbol{\theta}_q)$ converges to $N(\mathbf{0}, \boldsymbol{\Sigma}^{AICR})$, where $\boldsymbol{\Sigma}^{AICR}$ is defined in Appendix H.
- (iii) If \mathcal{M}_1 is correctly specified and conditions (B1)–(B2) regarding the smoothness function hold, $\hat{\boldsymbol{\theta}}_q^{ADR}$ is CAN such that $\sqrt{n}(\hat{\boldsymbol{\theta}}_q^{ADR} - \boldsymbol{\theta}_q)$ converges to $N(\mathbf{0}, \boldsymbol{\Sigma}^{ADR})$, where $\boldsymbol{\Sigma}^{ADR}$ is defined in Appendix H.

Consistent estimators of the asymptotic variances, $\boldsymbol{\Sigma}^{AIPW}$, $\boldsymbol{\Sigma}^{AICR}$, and $\boldsymbol{\Sigma}^{ADR}$, are provided in Appendix H. As shown in Theorem 4, $\hat{\boldsymbol{\theta}}_q^{AICR}$ requires that both the outcome regression models and propensity score models are correctly specified, whereas $\hat{\boldsymbol{\theta}}_q^{AIPW}$ and $\hat{\boldsymbol{\theta}}_q^{ADR}$ only requires the propensity score models are correctly specified. This suggests that $\hat{\boldsymbol{\theta}}_q^{ADR}$ is no longer doubly robust, and will be consistent if the propensity score models are correctly specified, regardless of whether the outcome regression models are true or not. However, we may expect that $\hat{\boldsymbol{\theta}}_q^{ADR}$ is still more efficient than the $\hat{\boldsymbol{\theta}}_q^{AIPW}$ when the outcome regression models are not grossly misspecified.

7 Application to the Yale New Haven Health System

Electronic Health Record data

7.1 Estimation of quantile causal effects

We applied the proposed methods to the Yale New Haven Health System (YNHHS) Electronic Health Record data, which is a cohort study that aims to investigate the blood pressure (BP) response to prescribed antihypertensive for inpatients who admitted for reasons other than hypertension but developed severe inpatient hypertension (systolic BP (SBP) > 180 mmHg or diastolic BP (DBP) > 110 mmHg) after admission (Ghazi et al.,

2022). The study includes adult patients admitted to one of the five YNHHS hospitals (New Haven, CT) between 2016 to 2020. The primary outcome is the BP responses over 6 hours following the development of severe hypertension (HTN). In this illustrative example, we estimate the effect of antihypertensive drug treatments given at (0, 2), [2, 4), and [4, 6) hours after the patients developing severe HTN on quantiles of the patients' SBP at 6 hour following development of severe HTN.

This analysis included $K = 3$ time periods, (0, 2), [2, 4), and [4, 6) hours following development of severe HTN, corresponding to $k = 1, 2$ and 3. At each time period, we code the antihypertensive drug treatment A_k as 1 if an antihypertensive was given during this time period and 0 otherwise. The baseline covariates, \mathbf{L}_1 , consist of age, gender, race, body mass index, comorbidities including history on cardiovascular and hypertension diseases, and SBP and DBP measurements at the time of developing severe HTN. The time-varying covariates, \mathbf{L}_2 (and \mathbf{L}_3), includes the the most recent measurements on the patient's SBP and DBP prior to 2 (and 4) hours following development of severe HTN. The outcome Y is the SBP measured at 6 hours after developing severe HTN. A total of 5,925 individuals who did not have any missing data on all of the variables are included into our analysis. The MSQM considered here is $Q_{Y_{\bar{a}_3}}^{(q)} = \theta_{q,0} + \sum_{k=1}^3 \theta_{q,k} a_k$ with causal parameter $\boldsymbol{\theta}_q = [\theta_{q,0}, \theta_{q,1}, \theta_{q,2}, \theta_{q,3}]^T$. We postulate logistic regression models $\pi_1(1, \mathbf{L}_1; \boldsymbol{\alpha}_1) = \text{logit}([1, \mathbf{L}_1^T]^T \boldsymbol{\alpha}_1)$, $\pi_2(1, A_1, \bar{\mathbf{L}}_2; \boldsymbol{\alpha}_2) = \text{logit}([1, A_1, \mathbf{L}_2^T, \mathbf{L}_1^T]^T \boldsymbol{\alpha}_2)$, and $\pi_3(1, \bar{A}_2, \bar{\mathbf{L}}_3; \boldsymbol{\alpha}_3) = \text{logit}([1, A_1, A_2, \mathbf{L}_3^T, \mathbf{L}_2^T, \mathbf{L}_1^T]^T \boldsymbol{\alpha}_3)$ to describe the antihypertensive drug treatment assignment mechanism. We consider the potential outcome following the linear regressions in Section 3.2.1. Specification of the conditional mean and variance, $\mathbf{g}_k(\bar{A}_k, \underline{a}_{k+1}, \bar{\mathbf{L}}_k)$ and $\sigma_k^2(\bar{A}_k, \underline{a}_{k+1}, \bar{\mathbf{L}}_k; \boldsymbol{\eta}_k)$, are described below. Specifically, we consider $\mathbf{g}_1(A_1, \underline{a}_2, \mathbf{L}_1) = [A_1, a_2, a_3, \mathbf{L}_1^T]^T$, $\mathbf{g}_2(\bar{A}_2, a_3, \bar{\mathbf{L}}_2) = [A_1, A_2, a_3, \mathbf{L}_1^T, \mathbf{L}_2^T]^T$, and $\mathbf{g}_3(\bar{A}_3, \bar{\mathbf{L}}_3) = [A_1, A_2, A_3, \mathbf{L}_1^T, \mathbf{L}_2^T, \mathbf{L}_3^T]^T$, such that all the treatments and covariates only have main effects on the outcome without any interaction effects. In terms of the con-

ditional variance, we set $\sigma_1^2(A_1, \underline{a}_2, \mathbf{L}_1; \boldsymbol{\eta}_1) = \eta_{10} + \eta_{12}A_1 + \sum_{j=2}^3 \eta_{1j}a_j$, $\sigma_2^2(\bar{A}_2, a_3, \bar{\mathbf{L}}_2; \boldsymbol{\eta}_2) = \eta_{20} + \sum_{j=1}^2 \eta_{2j}A_j + \eta_{23}a_3$, and $\sigma_3^2(\bar{A}_3, \bar{\mathbf{L}}_3; \boldsymbol{\eta}_3) = \eta_{30} + \sum_{j=1}^3 \eta_{3j}A_j$, such that the variance of the potential outcome depends on the number of treatments received during following up.

Table 3 summarize the unadjusted, IPW, ICR, and doubly robust estimators for $\boldsymbol{\theta}_q$ at $q = 25\%$, 50% , and 75% quantiles. The unadjusted approach shows that the antihypertensive drug treatments given at all time periods are associated with a higher SBP quantile at 6 hour after development of severe HTN. All other approaches, otherwise, suggest that the antihypertensive drug treatments are effective to reduce the SBP quantiles, where all estimated $\theta_{q,k}$, $k = 1, 2, 3$, are negative, except several estimators of treatment effect at time interval $[0, 2)$, that is, $\theta_{q,2}$, showing positive values (although non-statistically significant based on the 0.05 cutoff). To understand the effect of continuing uptaking antihypertensives over all time periods, we also calculate the total effect of the antihypertensive treatment, defined as $\text{TE}_q \equiv Q_{Y_{\bar{a}_3}}^{(q)} - Q_{Y_{\bar{a}_3'}}^{(q)}$, with $\bar{a}_3 = (1, 1, 1)$ and $\bar{a}_3' = (0, 0, 0)$, which equals to $\sum_{k=1}^3 \theta_{q,k}$. Figure 2 reports $\widehat{\text{TE}}_q$ for q ranged between 5% to 95% . Except the unadjusted estimator suggesting a positive total effect, all other estimators suggests a negative total effect indicating the antihypertensive drug treatment is effective to reduce SPB at 6 hours after development of severe hypertension for all quantiles considered. Both the IPW and doubly robust estimators show that the total effect is maximized at round $q = 55\%$ and then decreases when the q gets higher or lower. The total effect given by the ICR estimator slightly increases from -5.9 to -3.4 as the quantile increase from 5% to 95% .

7.2 Sensitivity analysis to unmeasured confounding

The above analysis made the no unmeasured time-varying confounding assumption (A2), which is unverifiable from the observed data. We now evaluate the sensitivity of $\widehat{\text{TE}}_{0.5}$ obtained by the doubly robust approach to departure from (A2). The working confounding function defined in (16) was used to posit about unmeasured confounding, where specifications of the *peak*, *area* and *location* components are shown below. We consider the following

functional forms of the *peak* component:

$$r_k(\bar{a}_3, \bar{\mathbf{l}}_k; \gamma_{k1}) = \gamma_{k1}(2a_k - 1), \quad \text{for } k = 1, 2, 3,$$

where γ_{k1} was selected between $[-0.5, 0.5]$ such that total variation distance between the two CDFs used in the confounding function (15) is not larger than 0.5. When $\gamma_{k1} > 0$, we have $c_k(y, \underline{a}_{k+1}, 1, \bar{a}_{k-1}, \bar{\mathbf{l}}_k; \gamma_{k1}) > 0$ but $c_k(y, \underline{a}_{k+1}, 0, \bar{a}_{k-1}, \bar{\mathbf{l}}_k; \gamma_{k1}) < 0$, which suggests that, conditional on observing $\bar{\mathbf{L}}_k = \bar{\mathbf{l}}_k$ and $\bar{A}_{k-1} = \bar{a}_{k-1}$, the individuals getting treated in the k -th period tends to have a lower potential SBP value to all treatment regime $\bar{a}_3 \in \bar{\mathbb{A}}_3$ than individuals who are untreated in the k -th period; in other words, healthier patients were more likely to be treated earlier (in the k -th period). Otherwise, $\gamma_{k1} < 0$ suggests that unhealthier patients were more likely to be treated earlier (in the k -th period). To measure the area under the working confounding function curve, we set the *area* component, $b_k(\bar{a}_K, \bar{\mathbf{l}}_k; \gamma_{k2})$, to a constant value $\gamma_{k2} \in [1, 10]$ such that the 1-Wasserstein distance between the two CDFs used in the confounding function is not large than 10. If we assume that there is only a mean shift between the two CDFs used in the confounding function (15), γ_{k2} also approximately equals to the absolute mean difference in the potential SBP values between the treated and untreated individuals in the k -th period, conditional on observing $\bar{\mathbf{L}}_k = \bar{\mathbf{l}}_k$ and $\bar{A}_{k-1} = \bar{a}_{k-1}$ (Proposition 1). As suggested by Proposition 1, the *location* component, $m_k(\bar{a}_3, \bar{\mathbf{l}}_k; \gamma_{k3})$, is closely related to the conditional mean of potential SBP given $\bar{\mathbf{L}}_k = \bar{\mathbf{l}}_k$ and $\bar{A}_k = \bar{a}_k$, which is $\delta_k^T \mathbf{g}_k(\bar{a}_3, \bar{\mathbf{l}}_k)$ if represented by the potential regression parameters. Leveraging this observation, we set $m_k(\bar{a}_K, \bar{\mathbf{l}}_k; \gamma_{k3}) = \gamma_{k3} \left(\widehat{\delta}_k^T \mathbf{g}_k(\bar{a}_K, \bar{\mathbf{l}}_k) \right)$ such that the difference between the two CDFs used in the confounding function (15) is maximized at γ_{k3} times the estimated mean of the potential SBP conditional on $\bar{\mathbf{L}}_k = \bar{\mathbf{l}}_k$ and $\bar{A}_k = \bar{a}_k$, where $\widehat{\delta}_k$ is obtained by the ICR without adjusting for unmeasured confounders and γ_{k3} is selected between $[0.9, 1.1]$.

In order to disentangle the influence from the confounding functions at different time intervals, we report the sensitivity of the $\widehat{\text{TE}}_{0.5}$ to unmeasured confounding at $k = 1, 2, 3$,

separately; i.e., when we investigate the unmeasured confounding at the k -th time period, confounding functions at other time intervals are fixed to 0. The effect estimate $\widehat{\text{TE}}_{0.5}$ assuming no unmeasured confounding is -6.01 with 95% confidence interval $(-8.44, -3.57)$. Figure 3 presents the sensitivity analysis results to unmeasured baseline confounding. We observed that larger values of γ_{11} and γ_{12} tends to move $\widehat{\text{TE}}_{0.5}$ from the estimate obtained by assuming no unmeasured confounding, which is reasonable since larger γ_{11} and γ_{12} indicate a higher magnitude of unmeasured baseline confounding. When $\gamma_{11} \leq 0.1$ or $\gamma_{12} \leq 2$, we always obtained a negative $\widehat{\text{TE}}_{0.5}$, suggesting that the antihypertensive treatment is effective to reduce patients' SBP if the total variation and 1-Wasserstein distance between the two CDFs used in the confounding function is less than 0.1 and 2, respectively. Furthermore, compared to the scenario when $\gamma_{13} = 1$, $\widehat{\text{TE}}_{0.5}$ is relatively robust to γ_{k1} and γ_{k2} when $\gamma_{13} \neq 1$. If $\gamma_{13} = 0.9$, for example, $\widehat{\text{TE}}_{0.5}$ is always below 0 when $\gamma_{12} < 5.5$ or $\gamma_{12} < 0.1$. Sensitivity analysis results to unmeasured confounding at the second and third period are given in Figures 2–3 in the Supplementary Material, where similar patterns were observed. In general, the influence of unmeasured confounding at period 2 and 3 to $\widehat{\text{TE}}_{0.5}$ is relatively small as compared to the unmeasured baseline confounding under a same value of γ_k .

8 Discussion

This article considers the estimation of structural causal parameters in a MSQM under observational studies with a time-varying treatment. We propose two new estimators, the ICR estimator and doubly robust estimator, to estimate the causal effects under a MSQM. The ICR assumes a sequence of parametric regressions for the potential outcome distribution given the treatment and covariant history up to each time interval. Development of the doubly robust estimator is motivated by the EIF of casual parameter, which combines ICR with the IPW estimators that provides consistent estimation for MSQM if either the propensity score models considered in IPW or the outcome regression models considered in ICR, but not necessary both, are correctly specified. We theoretically prove that the

proposed ICR and doubly robust estimators are consistent and asymptotically normal, and develop convenient strategies for point and variance estimation.

Another contribution of the current paper is that we develop a sensitivity analysis framework to investigate sensitivity of estimation of the MSQM due to unmeasured time-varying confounding. The new framework is based on a user-specified confounding function to quantify the hidden bias due to unmeasured confounding. We present augmented IPW, ICR and doubly robust estimators to correct the bias induced by unmeasured confounding and prove its consistency. To facilitate the application of this approach in practice, we specifically contribute one possible form of confounding function, and future research is needed to identify alternative forms of the confounding functions that can capture other features of the hidden bias in identifying the distribution function of the potential outcome.

This article mainly focuses on MSQM for a final outcome and treat intermediate outcomes as part of time-varying covariates. The proposed estimation and sensitivity analysis framework can be expanded to accommodate MSQM with repeated measures of outcome such that there are K potential outcomes $Y_{\bar{a}_k}^{(k)}$, $k = 1, \dots, K$, at each follow-up visit. In this scenario, we can specify the MSQM as $Q_{Y_{\bar{a}_k}^{(k)}|\mathbf{Z}} = h(\bar{a}_k, \mathbf{Z}; \boldsymbol{\theta}_q)$. A doubly robust estimating equation for $\boldsymbol{\theta}_q$ in this MSQM can be constructed as a combination of the doubly robust estimating equations for MSQM with a final outcome. Specifically, we can construct the estimating equation as $\sum_{k=1}^K \mathbb{P}_n \left[\mathbb{U}_{\boldsymbol{\theta}_q}^{DR,(k)} \right] = \mathbf{0}$, where $\mathbb{P}_n \left[\mathbb{U}_{\boldsymbol{\theta}_q}^{DR,(k)} \right]$ is a doubly robust estimating score for $Y_{\bar{a}_k}^{(k)}$ similar to it defined in (11). One can verify that the resulting estimator remains doubly robust but may not be semiparametrically efficient as a working independence correlation model is considered. A formal extension to accommodate repeated measurements and derivation of EIF requires additional research.

Acknowledgement

Research in this article was funded by the Patient-Centered Outcomes Research Institute[®] (PCORI[®] Award ME-2021C2-23685). The statements presented in this article are solely

the responsibility of the authors and do not necessarily represent the views of PCORI[®], its Board of Governors or Methodology Committee. Data used in Section 7 was obtained with the assistance and supervision of the Clinical and Translational Accelerator (CTRA), Department of Medicine, Yale School of Medicine and the Joint Data Analytics Team. The authors are grateful to Dr. F. Perry Wilson and Dr. Lama Ghazi for data sharing and helpful discussions.

References

- Bang, H. and Robins, J. M. (2005), ‘Doubly robust estimation in missing data and causal inference models’, *Biometrics* **61**(4), 962–973.
- Bickel, P. J., Klaassen, C. A., Bickel, P. J., Ritov, Y., Klaassen, J., Wellner, J. A. and Ritov, Y. (1993), *Efficient and adaptive estimation for semiparametric models*, Vol. 4, Springer.
- Brumback, B. A., Hernán, M. A., Haneuse, S. J. and Robins, J. M. (2004), ‘Sensitivity analyses for unmeasured confounding assuming a marginal structural model for repeated measures’, *Statistics in Medicine* **23**(5), 749–767.
- De Angelis, M. and Gray, A. (2021), ‘Why the 1-wasserstein distance is the area between the two marginal cdfs’, *arXiv preprint arXiv:2111.03570* .
- Ghazi, L., Li, F., Chen, X., Simonov, M., Yamamoto, Y., Biswas, A., Hanna, J., Shah, T., Townsend, R., Peixoto, A. et al. (2022), ‘Severe inpatient hypertension prevalence and blood pressure response to antihypertensive treatment’, *The Journal of Clinical Hypertension* .
- Gustafson, P. and McCandless, L. C. (2018), ‘When is a sensitivity parameter exactly that?’, *Statistical Science* **33**(1), 86–95.
- Heller, G. (2007), ‘Smoothed rank regression with censored data’, *Journal of the American Statistical Association* **102**(478), 552–559.

- Hernán, M. A., Brumback, B. A. and Robins, J. M. (2002), ‘Estimating the causal effect of zidovudine on cd4 count with a marginal structural model for repeated measures’, *Statistics in Medicine* **21**(12), 1689–1709.
- Hogan, J. W. and Lee, J. Y. (2004), ‘Marginal structural quantile models for longitudinal observational studies with time-varying treatment’, *Statistica Sinica* pp. 927–944.
- Hu, L., Ji, J. and Li, F. (2021), ‘Estimating heterogeneous survival treatment effect in observational data using machine learning’, *Statistics in Medicine* **40**(21), 4691–4713.
- Hu, L., Zou, J., Gu, C., Ji, J., Lopez, M. and Kale, M. (2022), ‘A flexible sensitivity analysis approach for unmeasured confounding with multiple treatments and a binary outcome with application to seer-medicare lung cancer data’, *The Annals of Applied Statistics* **16**(2), 1014–1037.
- Jung, S.-H. (1996), ‘Quasi-likelihood for median regression models’, *Journal of the American Statistical Association* **91**(433), 251–257.
- Koenker, R. and Bassett, G. (1978), ‘Regression quantiles’, *Econometrica* pp. 33–50.
- Koenker, R. and d’Orey, V. (1994), ‘Remark as r92: A remark on algorithm as 229: Computing dual regression quantiles and regression rank scores’, *Journal of the Royal Statistical Society. Series C (Applied Statistics)* **43**(2), 410–414.
- Lai, T. L. and Ying, Z. (1988), ‘Stochastic integrals of empirical-type processes with applications to censored regression’, *Journal of Multivariate Analysis* **27**(2), 334–358.
- Petersen, M., Schwab, J., Gruber, S., Blaser, N., Schomaker, M. and van der Laan, M. (2014), ‘Targeted maximum likelihood estimation for dynamic and static longitudinal marginal structural working models’, *Journal of causal inference* **2**(2), 147–185.
- Robins, J. M. (1997), Causal inference from complex longitudinal data, *in* ‘Latent variable modeling and applications to causality’, Springer, pp. 69–117.
- Robins, J. M. (1999), ‘Association, causation, and marginal structural models’, *Synthese* pp. 151–179.

- Robins, J. M. (2000), Marginal structural models versus structural nested models as tools for causal inference, *in* ‘Statistical models in epidemiology, the environment, and clinical trials’, Springer, pp. 95–133.
- Robins, J. M., Greenland, S. and Hu, F.-C. (1999), ‘Estimation of the causal effect of a time-varying exposure on the marginal mean of a repeated binary outcome’, *Journal of the American Statistical Association* **94**(447), 687–700.
- Robins, J. M., Hernan, M. A. and Brumback, B. (2000), ‘Marginal structural models and causal inference in epidemiology’, *Epidemiology* **11**(5), 550–560.
- Rosenbaum, P. R. and Rubin, D. B. (1983), ‘The central role of the propensity score in observational studies for causal effects’, *Biometrika* **70**(1), 41–55.
- Rubin, D. B. (1974), ‘Estimating causal effects of treatments in randomized and nonrandomized studies.’, *Journal of Educational Psychology* **66**(5), 688.
- Tsiatis, A. A. (2006), ‘Semiparametric theory and missing data’.
- Van der Laan, M. J., Rose, S. et al. (2011), *Targeted learning: causal inference for observational and experimental data*, Vol. 10, Springer.
- Van der Vaart, A. W. (2000), *Asymptotic statistics*, Vol. 3, Cambridge university press.
- Wang, C.-Y. and Pepe, M. (2000), ‘Expected estimating equations to accommodate covariate measurement error’, *Journal of the Royal Statistical Society: Series B (Statistical Methodology)* **62**(3), 509–524.
- Wu, H. and Zhang, J.-T. (2002), ‘The study of long-term hiv dynamics using semi-parametric non-linear mixed-effects models’, *Statistics in Medicine* **21**(23), 3655–3675.

Table 1: Simulation results for estimating $\theta_{0.5} = [\theta_{0.5,0}, \theta_{0.5,1}, \theta_{0.5,2}, \theta_{0.5,3}]$ in Scenario I (the treatment-specific propensity scores are moderately overlapped). We considered both correct or incorrect specifications of the propensity score models (PS) and the outcome regression models (OR). The results are summarized as percent bias (%), standard error, and 95% confidence interval coverage rate (%).

Method	Working models		Percent bias (%)				Standard error			
	PS	OR	$\hat{\theta}_{0.5,0}$	$\hat{\theta}_{0.5,1}$	$\hat{\theta}_{0.5,2}$	$\hat{\theta}_{0.5,3}$	$\hat{\theta}_{0.5,0}$	$\hat{\theta}_{0.5,1}$	$\hat{\theta}_{0.5,2}$	$\hat{\theta}_{0.5,3}$
Unadjusted			-34.16	-61.92	-52.39	-22.46	0.27	0.31	0.30	0.30
IPW	Correct		-0.22	-1.07	0.21	-0.27	0.60	0.61	0.60	0.63
IPW	Incorrect		-35.97	-67.92	-54.13	-20.90	0.24	0.28	0.28	0.29
ICR		Correct	-0.15	-0.11	-0.26	-0.06	0.21	0.26	0.21	0.15
ICR		Incorrect	-14.44	-34.18	-18.19	-8.00	0.21	0.26	0.24	0.21
DR	Correct	Correct	0.08	0.78	-0.26	0.04	0.35	0.45	0.43	0.39
DR	Correct	Incorrect	-0.22	0.29	-0.10	0.15	0.45	0.53	0.49	0.51
DR	Incorrect	Correct	1.32	2.38	1.51	0.69	0.23	0.29	0.25	0.20
DR	Incorrect	Incorrect	-15.52	-36.04	-20.27	-7.17	0.26	0.29	0.27	0.25
Method	Working models		Coverage rate ¹ (%)				Coverage rate ² (%)			
	PS	OR	$\hat{\theta}_{0.5,0}$	$\hat{\theta}_{0.5,1}$	$\hat{\theta}_{0.5,2}$	$\hat{\theta}_{0.5,3}$	$\hat{\theta}_{0.5,0}$	$\hat{\theta}_{0.5,1}$	$\hat{\theta}_{0.5,2}$	$\hat{\theta}_{0.5,3}$
Unadjusted			0.0	0.0	0.0	0.0	0.0	0.0	0.4	0.2
IPW	Correct		93.0	94.0	95.0	93.4	93.8	94.7	94.2	95.1
IPW	Incorrect		0.0	0.0	0.0	0.0	0.0	0.0	0.2	0.3
ICR		Correct	94.9	94.3	95.6	95.5	94.4	94.8	95.4	95.9
ICR		Incorrect	0.0	0.1	13.2	3.1	1.2	6.3	47.5	30.2
DR	Correct	Correct	93.7	94.2	94.1	94.7	94.8	96.5	94.7	95.2
DR	Correct	Incorrect	96.3	94.2	95.5	94.8	96.1	96.7	95.0	95.6
DR	Incorrect	Correct	92.8	95.0	94.5	94.3	92.7	94.8	94.2	94.8
DR	Incorrect	Incorrect	0.0	0.1	15.8	19.9	2.9	11.5	57.5	56.3

* The percent bias was calculated as the mean of the ratio of bias to the true value over 1,000 replications, i.e., $\text{Bias}(\%) = \text{mean}(\frac{\hat{p}-p}{p}) \times 100\%$, where p denotes the true value of the causal parameter and \hat{p} is its point estimate. The standard error is defined as the squared root of the empirical variance of causal parameter from the 1,000 replications. The coverage rate¹ is by a Wald-type 95% confidence interval using the derived asymptotic variance formula. The coverage rate² is by a non-parametric percentile bootstrapping confidence interval using the 2.5% and 97.5% percentiles of the bootstrap distribution.

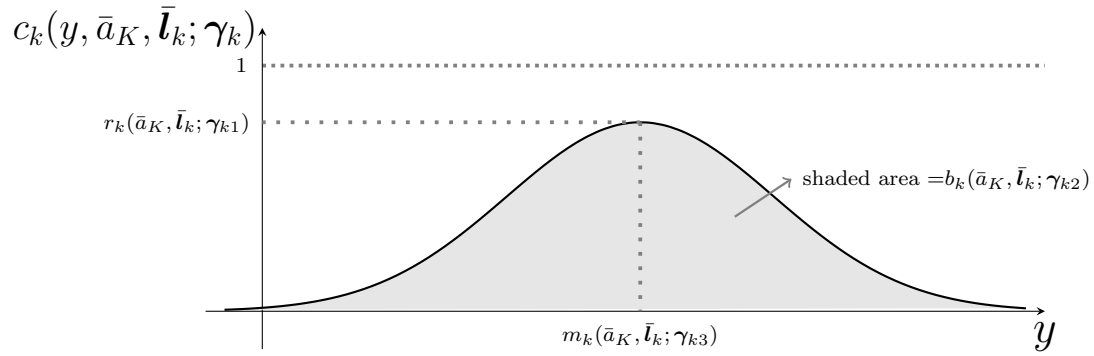
Table 2: Interpretation of prior assumptions on the sign of $c_1(y, a_1, \mathbf{l}_1)$ with a fixed $y \in [y_{\min}, y_{\max}]$. The outcome is patients' systolic blood pressure (SBP, mmHg). A higher SBP value is undesirable.

Sign of $c_1(y, a_1, \mathbf{l}_1)$		Interpretation
$c_1(y, 1, \mathbf{l}_1)$	$c_1(y, 0, \mathbf{l}_1)$	
> 0	< 0	The treated individuals have a higher probability to have their potential SBP below y to both treatment and no treatment than untreated individuals, given the same level of measured covariates. In other words, healthier individuals were more likely to be treated, given the same level of measured covariates.
< 0	> 0	In contrary to the previous interpretation, unhealthier individuals were more likely to be treated, given the same level of measured covariates.
< 0	< 0	The potential SBP to both treatment and no treatment has higher probability to be smaller than y among individuals who choose it than among those who do not; that is, the observed treatment assignment is beneficial to the alternative which reverse treatment assignment.
> 0	> 0	In contrary to the previous interpretation, the observed treatment assignment is undesirable to the alternative which reverse treatment assignment.

Table 3: Analysis of the YNHHS Severe Inpatient Hypertension Dataset: point estimation and a 95% Wald-type confidence interval using the derived asymptotic variance formula.

	Unadjusted	IPW	ICR	Doubly Robust
A. 25% quantile				
$\theta_{0.25,0}$	131.0 (129.4,132.6)	134.2 (132.6,135.7)	135.2 (134.0,136.4)	134.2 (132.7,135.7)
$\theta_{0.25,1}$	2.0 (0.2,3.8)	1.0 (-0.8, 2.9)	0.0 (-1.3, 1.4)	0.8 (-1.0, 2.5)
$\theta_{0.25,2}$	0.0 (-1.8, 1.8)	-2.1 (-3.8, -0.5)	-1.9 (-3.1, -0.6)	-2.2 (-3.8, -0.6)
$\theta_{0.25,3}$	3.0 (1.2,4.8)	-2.8 (-4.5, -1.2)	-3.3 (-4.5, -2.2)	-2.1 (-3.6, -0.5)
B. 50% quantile				
$\theta_{0.5,0}$	150.0 (148.4,151.6)	153.0 (151.5,154.6)	151.9 (150.8,152.9)	153.3 (151.9,154.8)
$\theta_{0.5,1}$	1.0 (-0.7, 2.7)	0.7 (-0.9, 2.3)	0.2 (-1.0, 1.4)	0.5 (-1.1, 2.0)
$\theta_{0.5,2}$	0.0 (-1.7, 1.7)	-2.7 (-4.1, -1.2)	-1.7 (-2.7, -0.6)	-2.8 (-4.2, -1.3)
$\theta_{0.5,3}$	1.0 (-0.7, 2.7)	-3.7 (-5.1, -2.3)	-3.2 (-4.3, -2.2)	-3.7 (-5.0, -2.4)
C. 75% quantile				
$\theta_{0.75,0}$	167.0 (165.5,168.5)	169.8 (168.4,171.3)	168.4 (167.3,169.5)	170.2 (168.8,171.6)
$\theta_{0.75,1}$	0.0 (-1.7, 1.7)	-0.5 (-2.2, 1.1)	0.4 (-0.8, 1.6)	-0.7 (-2.4, 1.0)
$\theta_{0.25,2}$	1.0 (-0.7, 2.7)	-1.0 (-2.6, 0.6)	-1.4 (-2.5, -0.3)	-1.1 (-2.7, 0.6)
$\theta_{0.25,3}$	0.0 (-1.7, 1.7)	-4.4 (-5.9, -2.9)	-3.1 (-4.2, -2.1)	-4.8 (-6.4, -3.3)

(a) Graph of $c_k(y, \bar{a}_K, \bar{l}_k; \gamma_k)$ when $r_k(\bar{a}_K, \bar{l}_k; \gamma_{k1}) > 0$.



(b) Graph of $c_k(y, \bar{a}_K, \bar{l}_k; \gamma_k)$ when $r_k(\bar{a}_K, \bar{l}_k; \gamma_{k1}) < 0$.

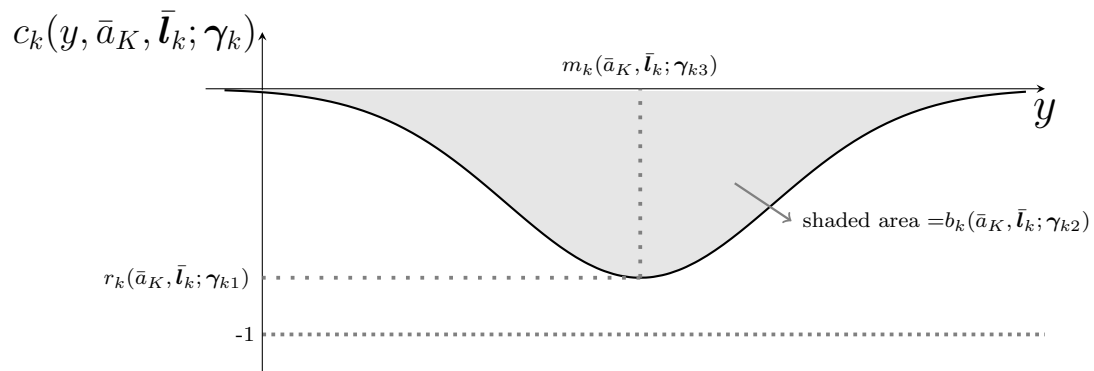


Figure 1: Graphical illustration of the sensitivity function $c_k(y, \bar{a}_K, \bar{l}_k; \gamma_k)$, when the *peak* parameter $r_k(\bar{a}_K, \bar{l}_k; \gamma_{k1}) > 0$ (Panel a) or < 0 (Panel b).

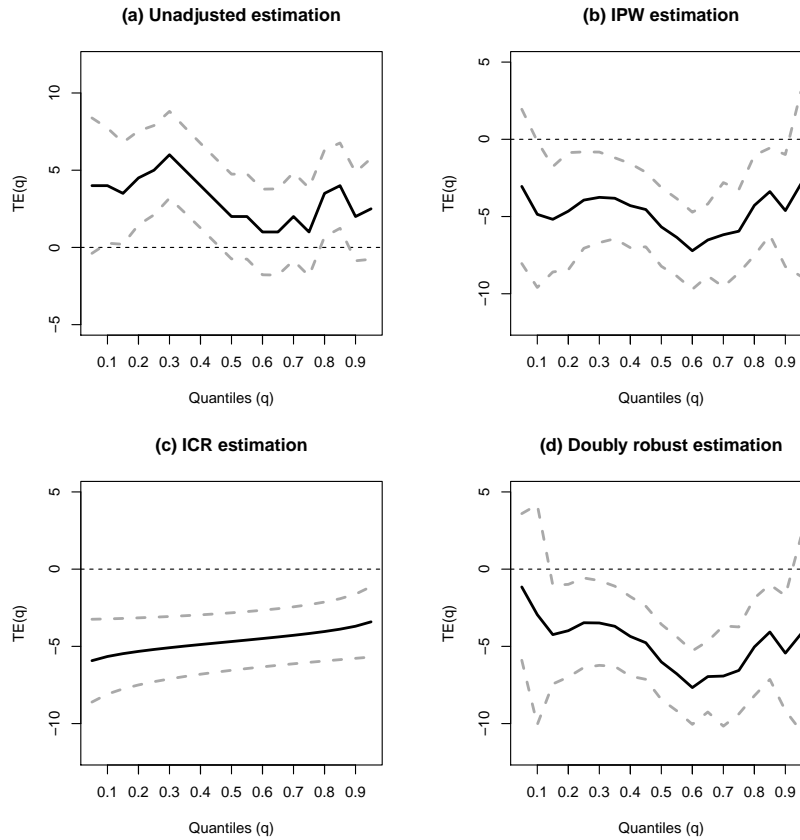


Figure 2: Analysis of the YNHHS Severe Inpatient Hypertension Dataset: point estimates (black line) and 95% Wald-type confidence intervals by the derived asymptotic variance (gray dotted lines) for the total treatment effect of antihypertensives on quantiles of the patients' systolic blood pressure (SBP) at 6 hours after developing severe inpatient hypertension. The results are based on the unadjusted (panel a), IPW (panel b), ICR (panel c), and doubly robust (panel d) estimation.

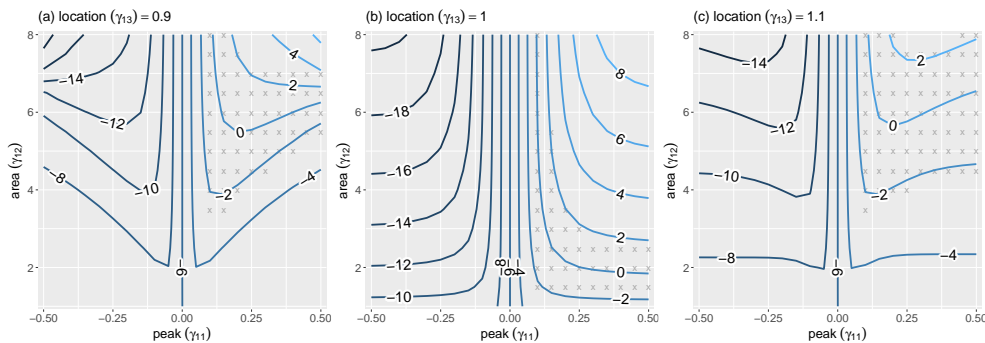


Figure 3: Sensitivity analysis for $TE_{0.5}$ to unmeasured baseline confounding, contours of the augmented doubly robust estimates for fixed values of $(\gamma_{11}, \gamma_{12})$, when $\gamma_{13} = 0.9$ (Panel a), 1 (Panel b), 1.1 (Panel c). Here, the region with 'x' indicates $(\gamma_{11}, \gamma_{12})$ such that the corresponding 95% interval estimate covers 0.

Supplementary Material to “Doubly robust estimation and sensitivity analysis for marginal structural quantile models”

This supplementary material provides proofs of main results and additional tables and figures unshown in the paper.

Appendix A: Asymptotic properties of the ICR estimator (Proof of Theorem 1)

Define $\mathbb{P}_n[\mathbb{U}_\beta(\mathbf{O}; \boldsymbol{\beta})] = \mathbb{P}_n \left[\begin{pmatrix} \mathbb{U}_{\beta_1}(\mathbf{O}; \boldsymbol{\beta}_1, \boldsymbol{\beta}_2) \\ \mathbb{U}_{\beta_2}(\mathbf{O}; \boldsymbol{\beta}_2, \boldsymbol{\beta}_3) \\ \vdots \\ \mathbb{U}_{\beta_K}(\mathbf{O}; \boldsymbol{\beta}_K) \end{pmatrix} \right] = \mathbf{0}$ as the joint estimating equations for

the unknown parameters in the outcome regression models, $\boldsymbol{\beta} = [\boldsymbol{\beta}_1^T, \dots, \boldsymbol{\beta}_K^T]^T$, where $\mathbb{U}_{\beta_k}(\mathbf{O}; \boldsymbol{\beta}_k, \boldsymbol{\beta}_{k+1})$, $k = 1, \dots, K-1$, are the estimating score given in equation (6) for $\boldsymbol{\beta}_k$ and $\mathbb{U}_{\beta_K}(\mathbf{O}; \boldsymbol{\beta}_K) = \mathbb{U}_{\beta_K}(Y, \bar{A}_K, \bar{\mathbf{L}}_K)$ is the estimating score for $\boldsymbol{\beta}_K$. One can show the iterative procedure for estimating $\boldsymbol{\beta}$ provided in Section 3.2 is equivalent to solving the joint estimating equation, $\mathbb{P}_n[\mathbb{U}_\beta(\mathbf{O}; \boldsymbol{\beta})] = \mathbf{0}$. Also, abbreviate the ICR estimating equations for $\boldsymbol{\theta}_q$, equation (7), as $\mathbb{P}_n[\mathbb{U}_{\boldsymbol{\theta}_q}^{ICR}(\mathbf{O}; \boldsymbol{\theta}_q, \boldsymbol{\beta}_1)] = \mathbf{0}$. To proceed, we assume the following conditions:

- 1. Assume that outcome regression models $\psi_k(Y_{\bar{A}_k, \underline{a}_{k+1}}, \bar{A}_k, \underline{a}_{k+1}, \bar{\mathbf{L}}_k; \boldsymbol{\beta}_k)$, $k = 1, \dots, K$, are correctly specified. Let $\boldsymbol{\beta}_0 = [\boldsymbol{\beta}_{1,0}^T, \dots, \boldsymbol{\beta}_{K,0}^T]^T$ be the true parameter of $\boldsymbol{\beta}$ such that $\psi_k(y, \bar{A}_k, \underline{a}_{k+1}, \bar{\mathbf{L}}_k; \boldsymbol{\beta}_{k,0}) = f_{Y_{\bar{A}_k, \underline{a}_{k+1}} | \bar{A}_k, \bar{\mathbf{L}}_k}(y | \bar{A}_k, \bar{\mathbf{L}}_k)$.
- 2. Let $\boldsymbol{\theta}_{q0}$ be the true parameter of $\boldsymbol{\theta}_q$ such that it is the solution of equation (2). Also, let $\Xi = \mathbf{B} \times \boldsymbol{\Theta}$ be a bounded convex neighborhood of $(\boldsymbol{\beta}_0, \boldsymbol{\theta}_{q0})$. Assume that the class of functions

$$\left\{ \frac{\partial}{\partial \boldsymbol{\theta}_q} \mathbb{U}_{\boldsymbol{\theta}_q}^{ICR}(\mathbf{O}; \boldsymbol{\theta}_q, \boldsymbol{\beta}_1), \frac{\partial}{\partial \boldsymbol{\beta}_1} \mathbb{U}_{\boldsymbol{\theta}_q}^{ICR}(\mathbf{O}; \boldsymbol{\theta}_q, \boldsymbol{\beta}_1), \frac{\partial}{\partial \boldsymbol{\beta}} \mathbb{U}_\beta(\mathbf{O}; \boldsymbol{\beta}), \mathbb{U}_{\boldsymbol{\theta}_q}^{ICR}(\mathbf{O}; \boldsymbol{\theta}_q, \boldsymbol{\beta}_1)^{\otimes 2}, \mathbb{U}_\beta(\mathbf{O}; \boldsymbol{\beta})^{\otimes 2} \right\}$$

is a Glivenko-Cantelli class for $(\boldsymbol{\beta}, \boldsymbol{\theta}_q) \in \Xi$ (Here, $\mathbf{V}^{\otimes 2} = \mathbf{V}\mathbf{V}^T$ for a vector \mathbf{V}).

- 3. Assume that $\mathbf{I}_{\boldsymbol{\beta}_0} = \mathbb{P}_n \left[\frac{\partial}{\partial \boldsymbol{\beta}} \mathbb{U}_\beta(\mathbf{O}; \boldsymbol{\beta}) |_{\boldsymbol{\beta}=\boldsymbol{\beta}_0} \right]$ converges to a negative definite matrix $\boldsymbol{\mathcal{I}}_{\boldsymbol{\beta}_0} = E \left[\frac{\partial}{\partial \boldsymbol{\beta}} \mathbb{U}_\beta(\mathbf{O}; \boldsymbol{\beta}) |_{\boldsymbol{\beta}=\boldsymbol{\beta}_0} \right]$. Also, $\mathbf{I}_{\boldsymbol{\theta}_{q0}}^{ICR} = \mathbb{P}_n \left[\frac{\partial}{\partial \boldsymbol{\theta}_q} \mathbb{U}_{\boldsymbol{\theta}_q}^{ICR}(\mathbf{O}; \boldsymbol{\theta}_q, \boldsymbol{\beta}_{10}) |_{\boldsymbol{\theta}_q=\boldsymbol{\theta}_{q,0}} \right]$ converges to a negative definite matrix $\boldsymbol{\mathcal{I}}_{\boldsymbol{\theta}_{q0}}^{ICR} = E \left[\frac{\partial}{\partial \boldsymbol{\theta}_q} \mathbb{U}_{\boldsymbol{\theta}_q}^{ICR}(\mathbf{O}; \boldsymbol{\theta}_q, \boldsymbol{\beta}_{10}) |_{\boldsymbol{\theta}_q=\boldsymbol{\theta}_{q,0}} \right]$.

We first introduce 2 lemmas that will be used in the proof.

Lemma 1. *If Assumptions (A1)–(A4) hold, $\mathbb{P}_n[\mathbb{U}_\beta(\mathbf{O}; \boldsymbol{\beta})] = \mathbf{0}$ and $\mathbb{P}_n[\mathbb{U}_{\boldsymbol{\theta}_q}^{ICR}(\mathbf{O}; \boldsymbol{\theta}_q, \boldsymbol{\beta}_1)] = \mathbf{0}$ are unbiased estimating equations.*

Proof. We first show $E[\mathbb{U}_\beta(\mathbf{O}; \boldsymbol{\beta})] = \mathbf{0}$ at $\boldsymbol{\beta} = \boldsymbol{\beta}_0$. First, we can show $E[\mathbb{U}_{\beta_K}(\mathbf{O}; \boldsymbol{\beta}_{K0})] = E[\mathbb{U}_{\beta_K}(Y, \bar{A}_K, \bar{\mathbf{L}}_K; \boldsymbol{\beta}_{K,0})] = \mathbf{0}$ by definition of $\mathbb{U}_{\beta_K}(Y, \bar{A}_K, \bar{\mathbf{L}}_K; \boldsymbol{\beta}_K)$. Also, observing that

$$\begin{aligned} & E[\mathbb{U}_{\beta_k}(\mathbf{O}; \boldsymbol{\beta}_{k,0}, \boldsymbol{\beta}_{k+1,0})] \\ &= E \left[\sum_{\underline{a}_{k+1} \in \underline{\mathbb{A}}_{k+1}} \int_y \mathbb{U}_{\beta_k}(y, \bar{A}_k, \underline{a}_{k+1}, \bar{\mathbf{L}}_k; \boldsymbol{\beta}_{k,0}) \psi_{k+1}(y, \bar{A}_k, \underline{a}_{k+1}, \bar{\mathbf{L}}_{k+1}; \boldsymbol{\beta}_{k+1,0}) dy \right] \\ &= \sum_{\underline{a}_{k+1} \in \underline{\mathbb{A}}_{k+1}} E \left[\int_y \mathbb{U}_{\beta_k}(y, \bar{A}_k, \underline{a}_{k+1}, \bar{\mathbf{L}}_k; \boldsymbol{\beta}_{k,0}) f_{Y_{\bar{A}_k, \underline{a}_{k+1}} | \bar{A}_k, \bar{\mathbf{L}}_k}(y | \bar{A}_k, \underline{a}_{k+1}, \bar{\mathbf{L}}_{k+1}) dy \right] \end{aligned}$$

(followed by point 1)

$$\begin{aligned}
&= \sum_{\underline{a}_{k+1} \in \underline{\mathbb{A}}_{k+1}} E \left[\int_y \mathbb{U}_{\beta_k}(y, \bar{A}_k, \underline{a}_{k+1}, \bar{\mathbf{L}}_k; \beta_{k,0}) f_{Y_{\bar{A}_k, \underline{a}_{k+1}} | \bar{A}_k, \bar{\mathbf{L}}_k}(y | \bar{A}_k, \bar{\mathbf{L}}_{k+1}) dy \right] \\
&\quad \text{(followed by assumption A2, } Y_{\bar{A}_k, \underline{a}_{k+1}} \perp A_{k+1} | \bar{A}_k, \bar{\mathbf{L}}_{k+1}) \\
&= \sum_{\underline{a}_{k+1} \in \underline{\mathbb{A}}_{k+1}} E \left[E \left[\mathbb{U}_{\beta_k}(Y_{\bar{A}_k, \underline{a}_{k+1}}, \bar{A}_k, \underline{a}_{k+1}, \bar{\mathbf{L}}_k; \beta_{k,0}) | \bar{A}_k, \bar{\mathbf{L}}_{k+1} \right] \right] \\
&= \sum_{\underline{a}_{k+1} \in \underline{\mathbb{A}}_{k+1}} E \left[\mathbb{U}_{\beta_k}(Y_{\bar{A}_k, \underline{a}_{k+1}}, \bar{A}_k, \underline{a}_{k+1}, \bar{\mathbf{L}}_k; \beta_{k,0}) \right] \\
&= \mathbf{0} \quad \text{(by definition of } \mathbb{U}_{\beta_k}(y, \bar{A}_k, \underline{a}_{k+1}, \bar{\mathbf{L}}_k; \beta_k)),
\end{aligned}$$

we concludes $E[\mathbb{U}_\beta(\mathbf{O}; \beta_0)] = \mathbf{0}$. Similarly, one can easily verify that

$$\begin{aligned}
&E \left[\sum_{\bar{a}_K \in \bar{\mathbb{A}}_K} d(\bar{a}_K, \bar{\mathbf{L}}_K) \left\{ \Psi_1 \left(h(\bar{a}_K, \mathbf{Z}; \boldsymbol{\theta}_{q0}), \bar{a}_K, \mathbf{L}_1; \beta_{1,0} \right) - q \right\} \right] \\
&= E \left[\sum_{\bar{a}_K \in \bar{\mathbb{A}}_K} d(\bar{a}_K, \bar{\mathbf{L}}_K) \left\{ F_{Y_{A_1, a_2} | A_1, \mathbf{L}_1} \left(h(\bar{a}_K, \mathbf{Z}; \boldsymbol{\theta}_{q0}) | a_1, \mathbf{L}_1 \right) - q \right\} \right] \quad \text{(by point 1)} \\
&= E \left[\sum_{\bar{a}_K \in \bar{\mathbb{A}}_K} d(\bar{a}_K, \bar{\mathbf{L}}_K) \left\{ F_{Y_{\bar{a}_K} | \mathbf{L}_1} \left(h(\bar{a}_K, \mathbf{Z}; \boldsymbol{\theta}_{q0}) | \mathbf{L}_1 \right) - q \right\} \right] \quad \text{(by assumption A2: } Y_{A_1, a_2} \perp A_1 | \mathbf{L}_1) \\
&= E \left[\sum_{\bar{a}_K \in \bar{\mathbb{A}}_K} d(\bar{a}_K, \bar{\mathbf{L}}_K) \left\{ E \left[\mathbb{I}(Y_{\bar{a}_K} \leq h(\bar{a}_K, \mathbf{Z}; \boldsymbol{\theta}_{q0})) | \mathbf{L}_1 \right] - q \right\} \right] \\
&= E \left[\sum_{\bar{a}_K \in \bar{\mathbb{A}}_K} d(\bar{a}_K, \bar{\mathbf{L}}_K) \left\{ E \left[\mathbb{I}(Y_{\bar{a}_K} \leq h(\bar{a}_K, \mathbf{Z}; \boldsymbol{\theta}_{q0})) | \mathbf{Z} \right] - q \right\} \right] \\
&= E \left[\sum_{\bar{a}_K \in \bar{\mathbb{A}}_K} d(\bar{a}_K, \bar{\mathbf{L}}_K) \left\{ \mathbb{I}(Y_{\bar{a}_K} \leq h(\bar{a}_K, \mathbf{Z}; \boldsymbol{\theta}_{q0})) - q \right\} \right] \\
&= \mathbf{0},
\end{aligned}$$

which suggests $E[\mathbb{U}_{\boldsymbol{\theta}_q}^{ICR}(\mathbf{O}; \boldsymbol{\theta}_{q0}, \beta_{1,0})] = \mathbf{0}$ and completes the proof of Lemma 1. \square

Lemma 2. *The estimator, $\hat{\beta}$, by solving $\mathbb{P}_n[\mathbb{U}_\beta(\mathbf{O}; \beta)] = \mathbf{0}$ is consistent and asymptotic normal (CAN). In addition, we have*

$$\sqrt{n}(\hat{\beta} - \beta_0) = -\mathcal{I}_{\beta_0}^{-1} \sqrt{n} \mathbb{P}_n[\mathbb{U}_\beta(\mathbf{O}; \beta_0)] + o_p(1). \quad (\text{s19})$$

Specifically,

$$\sqrt{n}(\hat{\beta}_1 - \beta_{1,0}) = -\mathcal{I}_{\beta_{1,0}}^* \sqrt{n} \mathbb{P}_n[\mathbb{U}_\beta(\mathbf{O}; \beta_0)] + o_p(1), \quad (\text{s20})$$

where $\mathcal{I}_{\beta_{1,0}}^*$ is the first d_{β_1} rows of $\mathcal{I}_{\beta_0}^{-1}$ and d_{β_1} is the length of β_1 .

Proof. By noting that $\mathbb{P}_n[\mathbb{U}_\beta(\mathbf{O}; \beta)] = \mathbf{0}$ is unbiased (Lemma 1), along with the Glivenko-Cantelli property of $\{\frac{\partial}{\partial \beta} \mathbb{U}_\beta(\mathbf{O}; \beta), \mathbb{U}_\beta(\mathbf{O}; \beta)^{\otimes 2}\}$ in point 2 and the negative definite property of \mathcal{I}_{β_0} in point 3, one can easily concludes $\hat{\beta}_0$ is CAN following the standard proofs for M-estimators (e.g., Van der Vaart, 2000; Tsiatis, 2006). Then, using a Taylor series for $\mathbb{P}_n[\mathbb{U}_\beta(\mathbf{O}; \beta)]$ around $\beta = \beta_0$ can deduce that (s19) holds. Finally, (s20) follows directly from (s19). \square

Now, we proceed to prove Theorem 1. The CAN property of $\widehat{\beta}_1$ in Lemma 2 implies that, for all $\epsilon > 0$, $\widehat{\beta}_1 = \beta_1 + o_p(n^{-1/2+\epsilon})$, a.s., which can be used to show that

$$\sup_{\theta_q \in \Theta} \left\| \mathbb{P}_n[\mathbb{U}_{\theta_q}^{ICR}(\mathbf{O}; \theta_q, \widehat{\beta}_1)] - \mathbb{P}_n[\mathbb{U}_{\theta_q}^{ICR}(\mathbf{O}; \theta_q, \beta_{1,0})] \right\| = o(n^{-1/2+\epsilon}), \quad \text{a.s.} \quad (\text{s21})$$

Because $E[\mathbb{U}_{\theta_q}^{ICR}(\mathbf{O}; \theta_{q0}, \beta_{1,0})] = \mathbf{0}$ (Lemma 1) and $\mathbb{P}_n \left[\frac{\partial}{\partial \theta_q} \mathbb{U}_{\theta_q}^{ICR}(\mathbf{O}; \theta_q, \beta_{1,0}) \Big|_{\theta_q = \theta_{q0}} \right]$ converges to a negative definite matrix (point 3), it follows that $\mathbb{P}_n[\mathbb{U}_{\theta_q}^{ICR}(\mathbf{O}; \theta_q, \beta_{1,0})]$ is bounded away from zero for $\theta_q \neq \theta_{q0}$. This, coupled with (s21) and the definition of $\widehat{\theta}_q^{ICR}$, implies that $\widehat{\theta}_q^{ICR} \rightarrow \theta_{q0}$, a.s., as $n \rightarrow \infty$.

To prove asymptotic normality, we use a Taylor series, along with the Glivenko-Cantelli property in point 2 and negative definite property in point 3, to deduce that

$$\begin{aligned} \mathbf{0} &= \mathbb{P}_n[\mathbb{U}_{\theta_q}^{ICR}(\mathbf{O}; \widehat{\theta}_q^{ICR}, \widehat{\beta}_1)] = \mathbb{P}_n[\mathbb{U}_{\theta_q}^{ICR}(\mathbf{O}; \theta_{q0}, \beta_{1,0})] \\ &\quad + \mathbb{P}_n \left[\frac{\partial}{\partial \beta_1} \mathbb{U}_{\theta_q}^{ICR}(\mathbf{O}; \theta_{q0}, \beta_1) \Big|_{\beta_1 = \beta_{1,0}} \right] (\widehat{\beta}_1 - \beta_{1,0}) \\ &\quad + \mathbb{P}_n \left[\frac{\partial}{\partial \theta_q} \mathbb{U}_{\theta_q}^{ICR}(\mathbf{O}; \theta_q, \beta_{1,0}) \Big|_{\theta_q = \theta_{q0}} \right] (\widehat{\theta}_q^{ICR} - \theta_{q0}) + o_p(n^{-1/2}). \end{aligned}$$

This suggests

$$\sqrt{n}(\widehat{\theta}_q^{ICR} - \theta_{q0}) = - \left[\mathcal{I}_{\theta_{q0}}^{ICR} \right]^{-1} \sqrt{n} \mathbb{P}_n \left[\mathbb{U}_{\theta_q}^{ICR}(\mathbf{O}; \theta_{q0}, \beta_{1,0}) - \mathcal{S}_{\theta_{q0}, \beta_{1,0}} \mathcal{I}_{\beta_{1,0}}^* \mathbb{U}_{\beta}(\mathbf{O}; \beta_0) \right] + o_p(1),$$

where $\mathcal{S}_{\theta_{q0}, \beta_{1,0}} = E \left[\frac{\partial}{\partial \beta_1} \mathbb{U}_{\theta_q}^{ICR}(\mathbf{O}; \theta_{q0}, \beta_1) \Big|_{\beta_1 = \beta_{1,0}} \right]$. Note that from Lemma 1 that the \mathbb{P}_n -term in the previous formula has mean zero. By applying the Central Limit Theorem to the right-hand side of the previous formula, one can verify that $\sqrt{n}(\widehat{\theta}_q^{ICR} - \theta_{q0})$ converges to a multivariate normal distribution with mean zero and a finite variance-covariance matrix

$$\begin{aligned} \Sigma^{ICR} &= \lim_{n \rightarrow \infty} \left[\mathcal{I}_{\theta_{q0}}^{ICR} \right]^{-1} \mathbb{P}_n \left[\left(\mathbb{U}_{\theta_q}^{ICR}(\mathbf{O}; \theta_{q0}, \beta_{1,0}) - \mathcal{S}_{\theta_{q0}, \beta_{1,0}} \mathcal{I}_{\beta_{1,0}}^* \mathbb{U}_{\beta}(\mathbf{O}; \beta_0) \right)^{\otimes 2} \right] \left[\mathcal{I}_{\theta_{q0}}^{ICR} \right]^{-T} \\ &= \left[\mathcal{I}_{\theta_{q0}}^{ICR} \right]^{-1} \mathcal{V}^{ICR} \left[\mathcal{I}_{\theta_{q0}}^{ICR} \right]^{-T} \end{aligned}$$

where $\mathcal{V}^{ICR} = E \left[\left(\mathbb{U}_{\theta_q}^{ICR}(\mathbf{O}; \theta_{q0}, \beta_{1,0}) - \mathcal{S}_{\theta_{q0}, \beta_{1,0}} \mathcal{I}_{\beta_{1,0}}^* \mathbb{U}_{\beta}(\mathbf{O}; \beta_0) \right)^{\otimes 2} \right]$. We can show that $\widehat{\Sigma}^{ICR}$ defined below Theorem 1 is a consistent estimator of Σ^{ICR} by applying the asymptotic normality results and points 2 and 3.

Appendix B: Derivation of Equation (10)

By definition given in (6), the observed-data estimating equation for β_k is

$$\begin{aligned} & \mathbb{P}_n \left[\sum_{\underline{a}_{k+1} \in \underline{\mathbb{A}}_{k+1}} \int_y \mathbb{U}_{\beta_k}(y, \bar{A}_k, \underline{a}_{k+1}, \bar{\mathbf{L}}_k) \psi_{k+1}(y, \bar{A}_k, \underline{a}_{k+1}, \bar{\mathbf{L}}_{k+1}; \hat{\beta}_{k+1}) dy \right] \\ &= \mathbb{P}_n \left[\sum_{\underline{a}_{k+1} \in \underline{\mathbb{A}}_{k+1}} \int_y \left(\frac{\mathbb{U}_{\delta_k}(y, \bar{A}_k, \underline{a}_{k+1}, \bar{\mathbf{L}}_k)}{\mathbb{U}_{\eta_k}(y, \bar{A}_k, \underline{a}_{k+1}, \bar{\mathbf{L}}_k)} \right) \psi_{k+1}(y, \bar{A}_k, \underline{a}_{k+1}, \bar{\mathbf{L}}_{k+1}; \hat{\beta}_{k+1}) dy \right]. \end{aligned} \quad (\text{s22})$$

Here,

$$\begin{aligned} & \int_y \mathbb{U}_{\delta_k}(y, \bar{A}_k, \underline{a}_{k+1}, \bar{\mathbf{L}}_k) \psi_{k+1}(y, \bar{A}_k, \underline{a}_{k+1}, \bar{\mathbf{L}}_{k+1}; \beta_{k+1}) dy \\ &= \mathbf{g}_k(\bar{A}_k, \underline{a}_{k+1}, \bar{\mathbf{L}}_k) \left(\int_y y \psi_{k+1}(y, \bar{A}_k, \underline{a}_{k+1}, \bar{\mathbf{L}}_{k+1}; \beta_{k+1}) dy - \delta_k^T \mathbf{g}_k(\bar{A}_k, \underline{a}_{k+1}, \bar{\mathbf{L}}_k) \right) \\ &= \mathbf{g}_k(\bar{A}_k, \underline{a}_{k+1}, \bar{\mathbf{L}}_k) \left(E \left[Y_{\bar{A}_{k+1}, \underline{a}_{k+2}}^T | \bar{A}_{k+1} = (\bar{A}_k, a_{k+1}), \mathbf{L}_{k+1} \right] - \delta_k^T \mathbf{g}_k(\bar{A}_k, \underline{a}_{k+1}, \bar{\mathbf{L}}_k) \right) \\ &= \mathbf{g}_k(\bar{A}_k, \underline{a}_{k+1}, \bar{\mathbf{L}}_k) \left(\delta_{k+1}^T \mathbf{g}_{k+1}(\bar{A}_k, \underline{a}_{k+1}, \bar{\mathbf{L}}_{k+1}) - \delta_k^T \mathbf{g}_k(\bar{A}_k, \underline{a}_{k+1}, \bar{\mathbf{L}}_k) \right). \\ & \quad (\text{by } E \left[Y_{\bar{A}_{k+1}, \underline{a}_{k+2}}^T | \bar{A}_{k+1} = (\bar{A}_k, a_{k+1}), \mathbf{L}_{k+1} \right] = \delta_{k+1}^T \mathbf{g}_{k+1}(\bar{A}_k, \underline{a}_{k+1}, \bar{\mathbf{L}}_{k+1}) \text{ in (8)}) \end{aligned}$$

Similarly,

$$\begin{aligned} & \int_y \mathbb{U}_{\eta_k}(y, \bar{A}_k, \underline{a}_{k+1}, \bar{\mathbf{L}}_k) \psi_{k+1}(y, \bar{A}_k, \underline{a}_{k+1}, \bar{\mathbf{L}}_{k+1}; \beta_{k+1}) dy \\ &= \frac{\partial \sigma_k^2(\bar{A}_k, \underline{a}_{k+1}, \bar{\mathbf{L}}_k; \boldsymbol{\eta}_k)}{\partial \boldsymbol{\eta}_k} \left[\sigma_k^2(\bar{A}_k, \underline{a}_{k+1}, \bar{\mathbf{L}}_k; \boldsymbol{\eta}_k) - \int_y y^2 \psi_{k+1}(y, \bar{A}_k, \underline{a}_{k+1}, \bar{\mathbf{L}}_{k+1}; \beta_{k+1}) dy \right. \\ & \quad \left. + \mathbf{g}_k(\bar{A}_k, \underline{a}_{k+1}, \bar{\mathbf{L}}_k) \int_y y \psi_{k+1}(y, \bar{A}_k, \underline{a}_{k+1}, \bar{\mathbf{L}}_{k+1}; \beta_{k+1}) dy - \left(\delta_k^T \mathbf{g}_k(\bar{A}_k, \underline{a}_{k+1}, \bar{\mathbf{L}}_k) \right)^2 \right], \end{aligned}$$

where $\int_y y \psi_{k+1}(y, \bar{A}_k, \underline{a}_{k+1}, \bar{\mathbf{L}}_{k+1}; \beta_{k+1}) dy = \delta_{k+1}^T \mathbf{g}_{k+1}(\bar{A}_k, \underline{a}_{k+1}, \bar{\mathbf{L}}_{k+1})$ as previously discussed and

$$\begin{aligned} & \int_y y^2 \psi_{k+1}(y, \bar{A}_k, \underline{a}_{k+1}, \bar{\mathbf{L}}_{k+1}; \beta_{k+1}) dy \\ &= E \left[Y_{\bar{A}_{k+1}, \underline{a}_{k+2}}^2 | \bar{A}_{k+1} = (\bar{A}_k, a_{k+1}), \mathbf{L}_{k+1} \right] \\ &= E^2 \left[Y_{\bar{A}_{k+1}, \underline{a}_{k+2}}^2 | \bar{A}_{k+1} = (\bar{A}_k, a_{k+1}), \mathbf{L}_{k+1} \right] + \text{Var} \left(Y_{\bar{A}_{k+1}, \underline{a}_{k+2}} | \bar{A}_{k+1} = (\bar{A}_k, a_{k+1}), \mathbf{L}_{k+1} \right) \\ &= \left(\delta_{k+1}^T \mathbf{g}_{k+1}(\bar{A}_k, \underline{a}_{k+1}, \bar{\mathbf{L}}_{k+1}) \right)^2 + \sigma_k^2(\bar{A}_k, \underline{a}_{k+1}, \bar{\mathbf{L}}_{k+1}; \boldsymbol{\eta}_k). \quad (\text{by (8)}) \end{aligned}$$

Combining the previous discussions, one can easily conclude that (s22) equals to (10).

Appendix C: Derivation of the Efficient Influence Function for θ_q (Proof of Theorem 2)

Here, we shall use the semiparametric theory (Bickel et al., 1993) to derive the efficient influence function (EIF) for θ_q . The likelihood function of the observed data $\mathbf{O} = \{\mathbf{L}_1, A_1, \mathbf{L}_2, A_2, \dots, \mathbf{L}_K, A_K, Y\}$ can be factorized as

$$f_{\mathbf{O}} = f_{Y|\bar{A}_K, \bar{\mathbf{L}}_K} \times \prod_{k=2}^K (f_{A_k|\bar{A}_{k-1}, \bar{\mathbf{L}}_{k-1}} \times f_{\mathbf{L}_k|\bar{A}_{k-1}, \bar{\mathbf{L}}_{k-1}}) \times f_{A_1|\mathbf{L}_1} \times f_{\mathbf{L}_1^*|\mathbf{Z}} \times f_{\mathbf{Z}},$$

where $\mathbf{L}_1^* = \mathbf{L}_1 \setminus \mathbf{Z}$ is the subset of \mathbf{L}_1 excluding \mathbf{Z} . We consider the following parametric submodel $f_{\mathbf{O};\omega}$ to derive the EIF, which contains the true model $f_{\mathbf{O}}$ at $\omega = \omega_0$ such that $f_{\mathbf{O};\omega_0} = f_{\mathbf{O}}$. One can show that the score function of the parametric submodel is

$$\begin{aligned} s_{\omega}(\mathbf{O}) = & s_{\omega}(Y|\bar{A}_K, \bar{\mathbf{L}}_K) + \sum_{k=2}^K (s_{\omega}(A_k|\bar{A}_{k-1}, \bar{\mathbf{L}}_{k-1}) + s_{\omega}(\mathbf{L}_k|\bar{A}_{k-1}, \bar{\mathbf{L}}_{k-1})) + s_{\omega}(A_1|\mathbf{L}_1) \\ & + s_{\omega}(\mathbf{L}_1^*|\mathbf{Z}) + s_{\omega}(\mathbf{Z}). \end{aligned} \quad (\text{s23})$$

Here, $s_{\omega}(Z|X) = \partial f_{Z|X;\omega}(Z|X)/\partial \omega$ is the score function corresponding to the parametric model of the likelihood function $f_{Z|X;\omega}$. We shall abbreviate $\partial f_{Z|X;\omega}(Z|X)/\partial \omega$ evaluated at ω_0 to $\dot{f}_{Z|X}(Z|X)$. To further simplify the notation, we also abbreviate the score function of the parametric submodel evaluated at the true parameter, $s_{\omega_0}(\mathbf{O})$, as $s(\mathbf{O})$. We introduce the following lemma to simplify the proof.

Lemma 3. *We have the following identities connecting the score function to the parametric submodels for the observed outcome and time-varying covariates.*

$$\begin{aligned} \dot{f}_{Y|\bar{A}_K, \bar{\mathbf{L}}_K}(Y|\bar{A}_K, \bar{\mathbf{L}}_K) &= \left(s(\mathbf{O}) - E[s(\mathbf{O})|\bar{A}_K, \bar{\mathbf{L}}_K] \right) f_{Y|\bar{A}_K, \bar{\mathbf{L}}_K}(Y|\bar{A}_K, \bar{\mathbf{L}}_K), \\ \dot{f}_{\mathbf{L}_k|\bar{A}_{k-1}, \bar{\mathbf{L}}_{k-1}}(\mathbf{L}_k|\bar{A}_{k-1}, \bar{\mathbf{L}}_{k-1}) &= \left(E[s(\mathbf{O})|\bar{A}_{k-1}, \bar{\mathbf{L}}_{k-1}] - E[s(\mathbf{O})|\bar{A}_{k-1}, \bar{\mathbf{L}}_{k-1}] \right) \times \\ & \quad f_{\mathbf{L}_k|\bar{A}_{k-1}, \bar{\mathbf{L}}_{k-1}}(\mathbf{L}_k|\bar{A}_{k-1}, \bar{\mathbf{L}}_{k-1}), \quad \text{for } k = 2, \dots, K, \\ \dot{f}_{\mathbf{L}_1^*|\mathbf{Z}}(\mathbf{L}_1^*|\mathbf{Z}) &= \left(E[s(\mathbf{O})|\mathbf{L}_1] - E[s(\mathbf{O})|\mathbf{Z}] \right) f_{\mathbf{L}_1^*|\mathbf{Z}}(\mathbf{L}_1^*|\mathbf{Z}), \\ \dot{f}_{\mathbf{Z}}(\mathbf{Z}) &= \left(E[s(\mathbf{O})|\mathbf{Z}] - E[s(\mathbf{O})] \right) f_{\mathbf{Z}}(\mathbf{Z}). \end{aligned}$$

Proof. We only prove the first identity, where the others can be proved similarly. Specifically, we have

$$\begin{aligned} \dot{f}_{Y|\bar{A}_K, \bar{\mathbf{L}}_K}(Y|\bar{A}_K, \bar{\mathbf{L}}_K) &= \frac{\partial}{\partial \omega} f_{Y|\bar{A}_K, \bar{\mathbf{L}}_K;\omega}(Y|\bar{A}_K, \bar{\mathbf{L}}_K) \Big|_{\omega=\omega_0} \\ &= \frac{\partial}{\partial \omega} \log f_{Y|\bar{A}_K, \bar{\mathbf{L}}_K;\omega}(Y|\bar{A}_K, \bar{\mathbf{L}}_K) \Big|_{\omega=\omega_0} \times f_{Y|\bar{A}_K, \bar{\mathbf{L}}_K}(Y|\bar{A}_K, \bar{\mathbf{L}}_K) \\ &= s(Y|\bar{A}_K, \bar{\mathbf{L}}_K) \times f_{Y|\bar{A}_K, \bar{\mathbf{L}}_K}(Y|\bar{A}_K, \bar{\mathbf{L}}_K) \\ &= \left(E[s(\mathbf{O})|Y, \bar{A}_K, \bar{\mathbf{L}}_K] - E[s(\mathbf{O})|\bar{A}_K, \bar{\mathbf{L}}_K] \right) f_{Y|\bar{A}_K, \bar{\mathbf{L}}_K}(Y|\bar{A}_K, \bar{\mathbf{L}}_K) \\ &= \left(s(\mathbf{O}) - E[s(\mathbf{O})|\bar{A}_K, \bar{\mathbf{L}}_K] \right) f_{Y|\bar{A}_K, \bar{\mathbf{L}}_K}(Y|\bar{A}_K, \bar{\mathbf{L}}_K), \end{aligned}$$

which concludes the first identity in Lemma 3. \square

Now we derive the EIF for $\boldsymbol{\theta}_q$. Note that $\boldsymbol{\theta}_q$ is actually a function of the parameter $\boldsymbol{\omega}$ such that $\boldsymbol{\theta}_q = \boldsymbol{\theta}_q(\boldsymbol{\omega})$, which is the solution of

$$\mathbf{U}_{\boldsymbol{\theta}_q, \boldsymbol{\omega}} = \mathbf{0}, \quad (\text{s24})$$

where $\mathbf{U}_{\boldsymbol{\theta}_q, \boldsymbol{\omega}} = E \left[\sum_{\bar{a}_K \in \bar{\mathbb{A}}_K} d(\bar{a}_K, \mathbf{Z}; \boldsymbol{\theta}_q) \left\{ \mathbb{I}(Y_{\bar{a}_K} \leq h(\bar{a}_K, \mathbf{Z}; \boldsymbol{\theta}_q)) - q \right\} \right]$, and the expectation is evaluated based on the parametric submodel. The true value of $\boldsymbol{\theta}_q$, denoted by $\boldsymbol{\theta}_{q0}$, is $\boldsymbol{\theta}_q(\boldsymbol{\omega}_0)$. Let $\boldsymbol{\phi}_{\boldsymbol{\theta}_q}$ be the EIF for $\boldsymbol{\theta}_q$. According to the semiparametric theory, the EIF for $\boldsymbol{\theta}_q$, if it exists, must satisfy the following constraint,

$$\left. \frac{\partial}{\partial \boldsymbol{\omega}} \boldsymbol{\theta}_q(\boldsymbol{\omega}) \right|_{\boldsymbol{\omega}=\boldsymbol{\omega}_0} = E [\boldsymbol{\phi}_{\boldsymbol{\theta}_q} s(\mathbf{O})].$$

In what follows, we will derive $\boldsymbol{\phi}_{\boldsymbol{\theta}_q}$ by calculating $\left. \frac{\partial}{\partial \boldsymbol{\omega}} \boldsymbol{\theta}_q(\boldsymbol{\omega}) \right|_{\boldsymbol{\omega}=\boldsymbol{\omega}_0}$.

By the Implicit Function Theorem, we have that

$$\left. \frac{\partial}{\partial \boldsymbol{\omega}} \boldsymbol{\theta}_q(\boldsymbol{\omega}) \right|_{\boldsymbol{\omega}=\boldsymbol{\omega}_0} = - \left[\left. \frac{\partial}{\partial \boldsymbol{\theta}_q} \mathbf{U}_{\boldsymbol{\theta}_q, \boldsymbol{\omega}_0} \right|_{\boldsymbol{\theta}_q=\boldsymbol{\theta}_{q0}} \right]^{-1} \left. \frac{\partial}{\partial \boldsymbol{\omega}} \mathbf{U}_{\boldsymbol{\theta}_{q0}, \boldsymbol{\omega}} \right|_{\boldsymbol{\omega}=\boldsymbol{\omega}_0},$$

where

$$\begin{aligned} - \left. \frac{\partial}{\partial \boldsymbol{\theta}_q} \mathbf{U}_{\boldsymbol{\theta}_q, \boldsymbol{\omega}_0} \right|_{\boldsymbol{\theta}_q=\boldsymbol{\theta}_{q0}} &= - \left. \frac{\partial}{\partial \boldsymbol{\theta}_q} E \left[\sum_{\bar{a}_K \in \bar{\mathbb{A}}_K} d(\bar{a}_K, \mathbf{Z}; \boldsymbol{\theta}_q) \left\{ \mathbb{I}(Y_{\bar{a}_K} \leq h(\bar{a}_K, \mathbf{Z}; \boldsymbol{\theta}_q)) - q \right\} \right] \right|_{\boldsymbol{\theta}_q=\boldsymbol{\theta}_{q0}} \\ &= - \left. \frac{\partial}{\partial \boldsymbol{\theta}_q} E \left[\sum_{\bar{a}_K \in \bar{\mathbb{A}}_K} d(\bar{a}_K, \mathbf{Z}; \boldsymbol{\theta}_q) \left\{ F_{Y_{\bar{a}_K} | \mathbf{Z}}(h(\bar{a}_K, \mathbf{Z}; \boldsymbol{\theta}_q) | \mathbf{Z}) - q \right\} \right] \right|_{\boldsymbol{\theta}_q=\boldsymbol{\theta}_{q0}} \\ &= - E \left[\sum_{\bar{a}_K \in \bar{\mathbb{A}}_K} h^*(\bar{a}_K, \mathbf{Z}) \left(\left. \frac{\partial^2 h(\bar{a}_K, \mathbf{Z}; \boldsymbol{\theta}_q)}{\partial \boldsymbol{\theta}_q \partial \boldsymbol{\theta}_q^T} \right|_{\boldsymbol{\theta}_q=\boldsymbol{\theta}_{q0}} \right) \left\{ F_{Y_{\bar{a}_K} | \mathbf{Z}}(h(\bar{a}_K, \mathbf{Z}; \boldsymbol{\theta}_{q0}) | \mathbf{Z}) - q \right\} \right. \\ &\quad \left. + \frac{h^*(\bar{a}_K, \mathbf{Z})}{f_{Y_{\bar{a}_K} | \mathbf{Z}}(h(\bar{a}_K, \mathbf{Z}; \boldsymbol{\theta}_q) | \mathbf{Z})} \times \left(\left. \frac{\partial}{\partial \boldsymbol{\theta}_q} h(\bar{a}_K, \mathbf{Z}; \boldsymbol{\theta}_q) \right|_{\boldsymbol{\theta}_q=\boldsymbol{\theta}_{q0}} \right)^{\otimes 2} \right] \end{aligned}$$

is a constant matrix. Denote this constant matrix as \mathbf{C} so that $\mathbf{C} = - \left. \frac{\partial}{\partial \boldsymbol{\theta}_q} \mathbf{U}_{\boldsymbol{\theta}_q, \boldsymbol{\omega}_0} \right|_{\boldsymbol{\theta}_q=\boldsymbol{\theta}_{q0}}$.

Next, we compute $\left. \frac{\partial}{\partial \boldsymbol{\omega}} \mathbf{U}_{\boldsymbol{\theta}_{q0}, \boldsymbol{\omega}} \right|_{\boldsymbol{\omega}=\boldsymbol{\omega}_0}$. First, by Assumptions (A1)–(A4) and from Section 3.2, we can rewrite $\mathbf{U}_{\boldsymbol{\theta}_{q0}, \boldsymbol{\omega}}$ as the following identity that depends only on observed variables

$$\mathbf{U}_{\boldsymbol{\theta}_{q0}, \boldsymbol{\omega}} = \sum_{\bar{a}_K \in \bar{\mathbb{A}}_K} \int_{y, \bar{\mathbf{l}}_K} \xi(y, \bar{a}_K, \mathbf{z}) f_{Y | \bar{\mathbf{A}}_K, \bar{\mathbf{L}}_K}(y | \bar{a}_K, \bar{\mathbf{l}}_K) \left(\prod_{j=2}^K f_{\mathbf{L}_j | \bar{\mathbf{A}}_{j-1}, \bar{\mathbf{L}}_{j-1}}(\mathbf{l}_j | \bar{a}_{j-1}, \bar{\mathbf{l}}_{j-1}) \right) f_{\mathbf{L}_1^* | \mathbf{Z}}(\mathbf{l}_1^* | \mathbf{z}) f_{\mathbf{z}}(\mathbf{z}) dy d\bar{\mathbf{l}}_K,$$

where $\xi(Y, \bar{a}_K, \mathbf{Z}) = d(\bar{a}_K, \mathbf{Z}; \boldsymbol{\theta}_q) \left\{ \mathbb{I}(Y \leq h(\bar{a}_K, \mathbf{Z}; \boldsymbol{\theta}_{q0})) - q \right\}$. It follows that

$$\left. \frac{\partial}{\partial \boldsymbol{\omega}} \mathbf{U}_{\boldsymbol{\theta}_{q0}, \boldsymbol{\omega}} \right|_{\boldsymbol{\omega}=\boldsymbol{\omega}_0} = \sum_{\bar{a}_K \in \bar{\mathbb{A}}_K} \left\{ E_{\bar{a}_K}^{(K+1)} + \left(\sum_{k=2}^K E_{\bar{a}_K}^{(k)} \right) + E_{\bar{a}_K}^{(1)} + E_{\bar{a}_K}^{(0)} \right\}, \quad (\text{s25})$$

where

$$\begin{aligned}
E_{\bar{a}_K}^{(K+1)} &= \int_{y, \bar{\mathbf{l}}_K} \xi(y, \bar{a}_K, \mathbf{z}) \dot{f}_{Y|\bar{A}_K, \bar{\mathbf{L}}_K}(y|\bar{a}_K, \bar{\mathbf{l}}_K) \left(\prod_{j=2}^K f_{\mathbf{L}_j|\bar{A}_{j-1}, \bar{\mathbf{L}}_{j-1}}(\mathbf{l}_j|\bar{a}_{j-1}, \bar{\mathbf{l}}_{j-1}) \right) f_{\mathbf{L}_1^*|\mathbf{Z}}(\mathbf{l}_1^*|\mathbf{z}) f_{\mathbf{Z}}(\mathbf{z}) dy d\bar{\mathbf{l}}_K, \\
E_{\bar{a}_K}^{(k)} &= \int_{y, \bar{\mathbf{l}}_K} \xi(y, \bar{a}_K, \mathbf{z}) \dot{f}_{\mathbf{L}_k|\bar{A}_{k-1}, \bar{\mathbf{L}}_{k-1}}(\mathbf{l}_k|\bar{a}_{k-1}, \bar{\mathbf{l}}_{k-1}) f_{Y|\bar{A}_K, \bar{\mathbf{L}}_K}(y|\bar{a}_K, \bar{\mathbf{l}}_K) \times \\
&\quad \left(\prod_{j \geq 2, j \neq k} f_{\mathbf{L}_j|\bar{A}_{j-1}, \bar{\mathbf{L}}_{j-1}}(\mathbf{l}_j|\bar{a}_{j-1}, \bar{\mathbf{l}}_{j-1}) \right) f_{\mathbf{L}_1^*|\mathbf{Z}}(\mathbf{l}_1^*|\mathbf{z}) f_{\mathbf{Z}}(\mathbf{z}) dy d\bar{\mathbf{l}}_K, \quad \text{for } k = 2, \dots, K, \\
E_{\bar{a}_K}^{(1)} &= \int_{y, \bar{\mathbf{l}}_K} \xi(y, \bar{a}_K, \mathbf{z}) \dot{f}_{\mathbf{L}_1^*|\mathbf{Z}}(\mathbf{l}_1^*|\mathbf{z}) f_{Y|\bar{A}_K, \bar{\mathbf{L}}_K}(y|\bar{a}_K, \bar{\mathbf{l}}_K) \left(\prod_{j=2}^K f_{\mathbf{L}_j|\bar{A}_{j-1}, \bar{\mathbf{L}}_{j-1}}(\mathbf{l}_j|\bar{a}_{j-1}, \bar{\mathbf{l}}_{j-1}) \right) f_{\mathbf{Z}}(\mathbf{z}) dy d\bar{\mathbf{l}}_K, \\
E_{\bar{a}_K}^{(0)} &= \int_{y, \bar{\mathbf{l}}_K} \xi(y, \bar{a}_K, \mathbf{z}) \dot{f}_{\mathbf{Z}}(\mathbf{z}) f_{Y|\bar{A}_K, \bar{\mathbf{L}}_K}(y|\bar{a}_K, \bar{\mathbf{l}}_K) \left(\prod_{j=2}^K f_{\mathbf{L}_j|\bar{A}_{j-1}, \bar{\mathbf{L}}_{j-1}}(\mathbf{l}_j|\bar{a}_{j-1}, \bar{\mathbf{l}}_{j-1}) \right) f_{\mathbf{L}_1^*|\mathbf{Z}}(\mathbf{l}_1^*|\mathbf{z}) dy d\bar{\mathbf{l}}_K.
\end{aligned}$$

Then, we further simplify each $E_{\bar{a}_K}^{(k)}$, for $k = 0, 1, \dots, K + 1$. Specifically, we can rewrite $E_{\bar{a}_K}^{(K+1)}$ as

$$\begin{aligned}
E_{\bar{a}_K}^{(K+1)} &= \int_{\bar{\mathbf{l}}_K} \int_y \xi(y, \bar{a}_K, \mathbf{z}) \dot{f}_{Y|\bar{A}_K, \bar{\mathbf{L}}_K}(y|\bar{a}_K, \bar{\mathbf{l}}_K) dy \left(\prod_{j=2}^K f_{\mathbf{L}_j|\bar{A}_{j-1}, \bar{\mathbf{L}}_{j-1}}(\mathbf{l}_j|\bar{a}_{j-1}, \bar{\mathbf{l}}_{j-1}) \right) f_{\mathbf{L}_1^*|\mathbf{Z}}(\mathbf{l}_1^*|\mathbf{z}) f_{\mathbf{Z}}(\mathbf{z}) d\bar{\mathbf{l}}_K \\
&= \int_{\bar{\mathbf{l}}_K, \bar{a}_K} \int_y \xi(y, \bar{a}_K, \mathbf{z}) \dot{f}_{Y|\bar{A}_K, \bar{\mathbf{L}}_K}(y|\bar{a}_K, \bar{\mathbf{l}}_K) dy \times \frac{\mathbb{I}(\bar{A}_K = \bar{a}_K)}{\bar{w}_K(\bar{a}_K, \bar{\mathbf{l}}_K)} \times \left(\prod_{j=1}^K f_{A_j|\bar{A}_{j-1}, \bar{\mathbf{L}}_{j-1}}(a_j|\bar{a}_{j-1}, \bar{\mathbf{l}}_{j-1}) \right) \times \\
&\quad \left(\prod_{j=2}^K f_{\mathbf{L}_j|\bar{A}_{j-1}, \bar{\mathbf{L}}_{j-1}}(\mathbf{l}_j|\bar{a}_{j-1}, \bar{\mathbf{l}}_{j-1}) \right) f_{\mathbf{L}_1^*|\mathbf{Z}}(\mathbf{l}_1^*|\mathbf{z}) f_{\mathbf{Z}}(\mathbf{z}) d\bar{a}_K d\bar{\mathbf{l}}_K \\
&\quad \text{(by the first identity in Lemma 3, we then have)} \\
&= \int_{\bar{\mathbf{l}}_K, \bar{a}_K} \frac{\mathbb{I}(\bar{A}_K = \bar{a}_K)}{\bar{w}_K(\bar{a}_K, \bar{\mathbf{l}}_K)} \times \int_y \xi(y, \bar{a}_K, \mathbf{z}) (s(\mathbf{o}) - E[s(\mathbf{O})|\bar{a}_K, \bar{\mathbf{l}}_K]) f_{Y|\bar{A}_K, \bar{\mathbf{L}}_K}(y|\bar{a}_K, \bar{\mathbf{l}}_K) dy \times \\
&\quad \left(\prod_{j=1}^K f_{A_j|\bar{A}_{j-1}, \bar{\mathbf{L}}_{j-1}}(a_j|\bar{a}_{j-1}, \bar{\mathbf{l}}_{j-1}) \right) \left(\prod_{j=2}^K f_{\mathbf{L}_j|\bar{A}_{j-1}, \bar{\mathbf{L}}_{j-1}}(\mathbf{l}_j|\bar{a}_{j-1}, \bar{\mathbf{l}}_{j-1}) \right) f_{\mathbf{L}_1^*|\mathbf{Z}}(\mathbf{l}_1^*|\mathbf{z}) f_{\mathbf{Z}}(\mathbf{z}) d\bar{a}_K d\bar{\mathbf{l}}_K \\
&= E \left[\frac{\mathbb{I}(\bar{A}_K = \bar{a}_K)}{\bar{w}_K(\bar{a}_K, \bar{\mathbf{l}}_K)} \xi(Y, \bar{a}_K, \mathbf{Z}) s(\mathbf{O}) \right] - \int_{\bar{\mathbf{l}}_K, \bar{a}_K} \int_y \frac{\mathbb{I}(\bar{A}_K = \bar{a}_K)}{\bar{w}_K(\bar{a}_K, \bar{\mathbf{l}}_K)} E[\xi(Y, \bar{a}_K, \mathbf{Z})|\bar{a}_K, \bar{\mathbf{l}}_K] s(\mathbf{o}) f_{Y|\bar{A}_K, \bar{\mathbf{L}}_K}(y|\bar{a}_K, \bar{\mathbf{l}}_K) dy \\
&\quad \left(\prod_{j=1}^K f_{A_j|\bar{A}_{j-1}, \bar{\mathbf{L}}_{j-1}}(a_j|\bar{a}_{j-1}, \bar{\mathbf{l}}_{j-1}) \right) \left(\prod_{j=2}^K f_{\mathbf{L}_j|\bar{A}_{j-1}, \bar{\mathbf{L}}_{j-1}}(\mathbf{l}_j|\bar{a}_{j-1}, \bar{\mathbf{l}}_{j-1}) \right) f_{\mathbf{L}_1^*|\mathbf{Z}}(\mathbf{l}_1^*|\mathbf{z}) f_{\mathbf{Z}}(\mathbf{z}) d\bar{a}_K d\bar{\mathbf{l}}_K \\
&= E \left[\frac{\mathbb{I}(\bar{A}_K = \bar{a}_K)}{\bar{w}_K(\bar{a}_K, \bar{\mathbf{L}}_K)} \xi(Y, \bar{a}_K, \mathbf{Z}) s(\mathbf{O}) \right] - E \left[\frac{\mathbb{I}(\bar{A}_K = \bar{a}_K)}{\bar{w}_K(\bar{a}_K, \bar{\mathbf{L}}_K)} E[\xi(Y, \bar{a}_K, \mathbf{Z})|\bar{a}_K, \bar{\mathbf{L}}_K] s(\mathbf{O}) \right] \\
&= E \left[\frac{\mathbb{I}(\bar{A}_K = \bar{a}_K)}{\bar{w}_K(\bar{a}_K, \bar{\mathbf{L}}_K)} (\xi(Y, \bar{a}_K, \mathbf{Z}) - E[\xi(Y, \bar{a}_K, \mathbf{Z})|\bar{a}_K, \bar{\mathbf{L}}_K]) s(\mathbf{O}) \right] \\
&= E \left[\frac{\mathbb{I}(\bar{A}_K = \bar{a}_K) d(\bar{a}_K, \mathbf{Z}; \boldsymbol{\theta}_{q0})}{\bar{w}_K(\bar{a}_K, \bar{\mathbf{L}}_K)} \left(\mathbb{I}(Y \leq h(\bar{a}_K, \mathbf{Z}; \boldsymbol{\theta}_{q0})) - F_{Y_{\bar{A}_K}|\bar{A}_K, \bar{\mathbf{L}}_K}(h(\bar{a}_K, \mathbf{Z}; \boldsymbol{\theta}_{q0})|\bar{a}_K, \bar{\mathbf{L}}_K) \right) s(\mathbf{O}) \right].
\end{aligned}$$

Also, we can rewrite $E_{\bar{a}_K}^{(k)}$, for $k = 2, \dots, K$, as

$$\begin{aligned}
E_{\bar{a}_K}^{(k)} &= \int_{\bar{\mathbf{l}}_{k-1}, \bar{a}_{k-1}} \int_{y, \bar{\mathbf{l}}_k} \xi(y, \bar{a}_K, \mathbf{z}) \dot{f}_{\mathbf{L}_k|\bar{A}_{k-1}, \bar{\mathbf{L}}_{k-1}}(\mathbf{l}_k|\bar{a}_{k-1}, \bar{\mathbf{l}}_{k-1}) f_{Y|\bar{A}_K, \bar{\mathbf{L}}_K}(y|\bar{a}_K, \bar{\mathbf{l}}_K) \left(\prod_{j=k+1}^K f_{\mathbf{L}_j|\bar{A}_{j-1}, \bar{\mathbf{L}}_{j-1}}(\mathbf{l}_j|\bar{a}_{j-1}, \bar{\mathbf{l}}_{j-1}) \right) dy d\bar{\mathbf{l}}_k \\
&\quad \times \frac{\mathbb{I}(\bar{A}_{k-1} = \bar{a}_{k-1})}{\bar{w}_{k-1}(\bar{a}_{k-1}, \bar{\mathbf{l}}_{k-1})} \left(\prod_{j=1}^{k-1} f_{A_j|\bar{A}_{j-1}, \bar{\mathbf{L}}_{j-1}}(a_j|\bar{a}_{j-1}, \bar{\mathbf{l}}_{j-1}) \right) \left(\prod_{j \geq 2}^{k-1} f_{\mathbf{L}_j|\bar{A}_{j-1}, \bar{\mathbf{L}}_{j-1}}(\mathbf{l}_j|\bar{a}_{j-1}, \bar{\mathbf{l}}_{j-1}) \right) f_{\mathbf{L}_1^*|\mathbf{Z}}(\mathbf{l}_1^*|\mathbf{z}) f_{\mathbf{Z}}(\mathbf{z}) d\bar{a}_{k-1} d\bar{\mathbf{l}}_{k-1}
\end{aligned}$$

(by the second identity in Lemma 3, we then have)

$$\begin{aligned}
&= \int_{\bar{\mathbf{l}}_{k-1}, \bar{a}_{k-1}} \frac{\mathbb{I}(\bar{A}_{k-1} = \bar{a}_{k-1})}{\bar{w}_{k-1}(\bar{a}_{k-1}, \bar{\mathbf{l}}_{k-1})} \int_{y, \mathbf{L}_k} \xi(y, \bar{a}_K, \mathbf{z}) \left(E[s(\mathbf{O}) | \bar{a}_{k-1}, \bar{\mathbf{l}}_k] - E[s(\mathbf{O}) | \bar{a}_{k-1}, \bar{\mathbf{l}}_{k-1}] \right) f_{Y | \bar{A}_K, \bar{\mathbf{L}}_K}(y | \bar{a}_K, \bar{\mathbf{l}}_K) \\
&\quad \times \left(\prod_{j=k}^K f_{\mathbf{L}_j | \bar{A}_{j-1}, \bar{\mathbf{L}}_{j-1}}(\mathbf{l}_j | \bar{a}_{j-1}, \bar{\mathbf{l}}_{j-1}) \right) dy d\mathbf{L}_k \left(\prod_{j=1}^{k-1} f_{A_j | \bar{A}_{j-1}, \bar{\mathbf{L}}_{j-1}}(a_j | \bar{a}_{j-1}, \bar{\mathbf{l}}_{j-1}) \right) \left(\prod_{j \geq 2}^{k-1} f_{\mathbf{L}_j | \bar{A}_{j-1}, \bar{\mathbf{L}}_{j-1}}(\mathbf{l}_j | \bar{a}_{j-1}, \bar{\mathbf{l}}_{j-1}) \right) \\
&\quad \times f_{\mathbf{L}_1^* | \mathbf{Z}}(\mathbf{l}_1^* | \mathbf{z}) f_{\mathbf{Z}}(\mathbf{z}) d\bar{a}_{k-1} d\bar{\mathbf{l}}_{k-1} \\
&= E \left[\frac{\mathbb{I}(\bar{A}_{k-1} = \bar{a}_{k-1})}{\bar{w}_{k-1}(\bar{a}_{k-1}, \bar{\mathbf{L}}_{k-1})} E[\xi(Y, \bar{a}_K, \mathbf{Z}) | \bar{a}_{k-1}, \bar{\mathbf{L}}_k] s(\mathbf{O}) \right] - E \left[\frac{\mathbb{I}(\bar{A}_{k-1} = \bar{a}_{k-1})}{\bar{w}_{k-1}(\bar{a}_{k-1}, \bar{\mathbf{L}}_{k-1})} E[\xi(Y, \bar{a}_K, \mathbf{Z}) | \bar{a}_{k-1}, \bar{\mathbf{L}}_{k-1}] s(\mathbf{O}) \right] \\
&= E \left[\frac{\mathbb{I}(\bar{A}_{k-1} = \bar{a}_{k-1}) d(\bar{a}_K, \mathbf{Z}; \boldsymbol{\theta}_{q0})}{\bar{w}_{k-1}(\bar{a}_{k-1}, \bar{\mathbf{L}}_{k-1})} \left(F_{Y_{\bar{A}_{k-1}, \bar{a}_k} | \bar{A}_{k-1}, \bar{\mathbf{L}}_k} \left(h(\bar{a}_K, \mathbf{Z}; \boldsymbol{\theta}_{q0}) | \bar{a}_{k-1}, \bar{\mathbf{L}}_k \right) \right. \right. \\
&\quad \left. \left. - F_{Y_{\bar{A}_{k-1}, \bar{a}_k} | \bar{A}_{k-1}, \bar{\mathbf{L}}_{k-1}} \left(h(\bar{a}_K, \mathbf{Z}; \boldsymbol{\theta}_{q0}) | \bar{a}_{k-1}, \bar{\mathbf{L}}_{k-1} \right) \right) s(\mathbf{O}) \right] \\
&\quad \text{(Noting assumption (A2) implies } F_{Y_{\bar{A}_{k-1}, \bar{a}_k} | \bar{A}_{k-1}, \bar{\mathbf{L}}_k} = F_{Y_{\bar{A}_k, \bar{a}_{k+1}} | \bar{A}_k, \bar{\mathbf{L}}_k}, \text{ we have)} \\
&= E \left[\frac{\mathbb{I}(\bar{A}_{k-1} = \bar{a}_{k-1}) d(\bar{a}_K, \mathbf{Z}; \boldsymbol{\theta}_{q0})}{\bar{w}_{k-1}(\bar{a}_{k-1}, \bar{\mathbf{L}}_{k-1})} \left(F_{Y_{\bar{A}_k, \bar{a}_{k+1}} | \bar{A}_k, \bar{\mathbf{L}}_k} \left(h(\bar{a}_K, \mathbf{Z}; \boldsymbol{\theta}_{q0}) | \bar{a}_k, \bar{\mathbf{L}}_k \right) \right. \right. \\
&\quad \left. \left. - F_{Y_{\bar{A}_{k-1}, \bar{a}_k} | \bar{A}_{k-1}, \bar{\mathbf{L}}_{k-1}} \left(h(\bar{a}_K, \mathbf{Z}; \boldsymbol{\theta}_{q0}) | \bar{a}_{k-1}, \bar{\mathbf{L}}_{k-1} \right) \right) s(\mathbf{O}) \right].
\end{aligned}$$

Using similar strategy, we can show

$$\begin{aligned}
E_{\bar{a}_K}^{(1)} &= E \left[d(\bar{a}_K, \mathbf{Z}; \boldsymbol{\theta}_{q0}) \left(F_{Y_{A_1, \bar{a}_2} | A_1, \mathbf{L}_1} \left(h(\bar{a}_K, \mathbf{Z}; \boldsymbol{\theta}_{q0}) | a_1, \mathbf{L}_1 \right) - F_{Y_{\bar{a}_K} | \mathbf{Z}} \left(h(\bar{a}_K, \mathbf{Z}; \boldsymbol{\theta}_{q0}) | \mathbf{Z} \right) \right) s(\mathbf{O}) \right], \\
E_{\bar{a}_K}^{(0)} &= E \left[d(\bar{a}_K, \mathbf{Z}; \boldsymbol{\theta}_{q0}) \left(F_{Y_{\bar{a}_K} | \mathbf{Z}} \left(h(\bar{a}_K, \mathbf{Z}; \boldsymbol{\theta}_{q0}) | \mathbf{Z} \right) - q \right) s(\mathbf{O}) \right].
\end{aligned}$$

Then, after some basic algebra, one can verify

$$\left\{ \begin{array}{l} \sum_{\bar{a}_K \in \bar{\mathbb{A}}_K} E_{\bar{a}_K}^{(K+1)} = E [D_K(\boldsymbol{\theta}_{q0}) s(\mathbf{O})], \\ \sum_{\bar{a}_K \in \bar{\mathbb{A}}_K} E_{\bar{a}_K}^{(k)} = E [D_{k-1}(\boldsymbol{\theta}_{q0}) s(\mathbf{O})], \text{ for } k = 2, \dots, K, \\ \sum_{\bar{a}_K \in \bar{\mathbb{A}}_K} E_{\bar{a}_K}^{(1)} + E_{\bar{a}_K}^{(0)} = E [D_0(\boldsymbol{\theta}_{q0}) s(\mathbf{O})], \end{array} \right.$$

where $D^{(k)}(\boldsymbol{\theta}_q)$'s are defined in Theorem 2. It follows that

$$\frac{\partial}{\partial \boldsymbol{\omega}} \mathbf{U}_{\boldsymbol{\theta}_{q0}, \boldsymbol{\omega}} \Big|_{\boldsymbol{\omega}=\boldsymbol{\omega}_0} = E \left[\left(\mathbf{C}^{-1} \sum_{k=0}^K D_k(\boldsymbol{\theta}_{q0}) \right) s(\mathbf{O}) \right].$$

This concludes $\boldsymbol{\phi}_{\boldsymbol{\theta}_q} = \mathbf{C}^{-1} \sum_{k=0}^K D_k(\boldsymbol{\theta}_q)$ and we now complete the proof.

Appendix D: Asymptotic properties of the IPW estimators (Proof of Theorem 3)

Define $\mathbb{P}_n[\mathbb{U}_\alpha(\mathbf{O}; \boldsymbol{\alpha})] = \mathbb{P}_n \left[\begin{pmatrix} \mathbb{U}_{\alpha_1}(\mathbf{O}; \boldsymbol{\alpha}_1) \\ \mathbb{U}_{\alpha_2}(\mathbf{O}; \boldsymbol{\alpha}_2) \\ \vdots \\ \mathbb{U}_{\alpha_K}(\mathbf{O}; \boldsymbol{\alpha}_K) \end{pmatrix} \right] = \mathbf{0}$ as the joint estimating equations for

the unknown parameters in the outcome regression models, $\boldsymbol{\alpha} = [\boldsymbol{\alpha}_1^T, \dots, \boldsymbol{\alpha}_K^T]^T$, where $\mathbb{U}_{\alpha_k}(\mathbf{O}; \boldsymbol{\alpha}_k) = \frac{\partial}{\partial \boldsymbol{\alpha}_k} \log \pi_k(\bar{A}_k, \bar{\mathbf{L}}_k; \boldsymbol{\alpha}_k)$ is the log-likelihood score for $\boldsymbol{\alpha}_k$. Recall that the original IPW estimating equation (2) is

$$\mathbb{P}_n[\mathbb{U}_{\theta_q}^{IPW}(\mathbf{O}; \boldsymbol{\theta}_q, \hat{\boldsymbol{\alpha}})] = \mathbb{P}_n \left[\frac{d(\bar{A}_K, \mathbf{Z}; \boldsymbol{\theta}_q)}{\bar{\pi}_K(\bar{A}_K, \bar{\mathbf{L}}_K, \hat{\boldsymbol{\alpha}})} \left\{ \mathbb{I}(Y \leq h(\bar{A}_K, \mathbf{Z}; \boldsymbol{\theta}_q)) - q \right\} \right]$$

and the smoothed IPW estimating equation (14) is

$$\mathbb{P}_n[\tilde{\mathbb{U}}_{\theta_q}^{IPW}(\mathbf{O}; \boldsymbol{\theta}_q, \hat{\boldsymbol{\alpha}})] = \mathbb{P}_n \left[\frac{d(\bar{A}_K, \mathbf{Z}; \boldsymbol{\theta}_q)}{\bar{\pi}_K(\bar{A}_K, \bar{\mathbf{L}}_K, \hat{\boldsymbol{\alpha}})} \left\{ \mathcal{K} \left(\frac{h(\bar{a}_K, \mathbf{Z}; \boldsymbol{\theta}_q) - Y_{\bar{a}_K}}{\tau_n} \right) - q \right\} \right]$$

where $\hat{\boldsymbol{\alpha}}$ is obtained by solving $\mathbb{P}_n[\mathbb{U}_\alpha(\mathbf{O}; \boldsymbol{\alpha})] = \mathbf{0}$. Also, define

$$\mathbb{P}_n[\bar{\mathbb{U}}_{\theta_q}^{IPW}(\mathbf{O}; \boldsymbol{\theta}_q, \boldsymbol{\alpha})] = \mathbb{P}_n \left[\frac{d(\bar{A}_K, \mathbf{Z}; \boldsymbol{\theta}_q)}{\bar{\pi}_K(\bar{A}_K, \bar{\mathbf{L}}_K, \boldsymbol{\alpha})} \left\{ F_{Y|\bar{A}_K, \bar{\mathbf{L}}_K} \left(h(\bar{A}_K, \mathbf{Z}; \boldsymbol{\theta}_q) | \bar{A}_K, \bar{\mathbf{L}}_K \right) - q \right\} \right]$$

where $F_{Y|\bar{A}_K, \bar{\mathbf{L}}_K}$ is the true cumulative distribution function of Y given \bar{A}_K and $\bar{\mathbf{L}}_K$. Assume the following:

- 1'. Assume that propensity score models $\pi_k(\bar{A}_k, \bar{\mathbf{L}}_k; \boldsymbol{\alpha}_k)$, $k = 1, \dots, K$, are correctly specified. Let $\boldsymbol{\alpha}_0 = [\boldsymbol{\alpha}_{1,0}^T, \dots, \boldsymbol{\alpha}_{K,0}^T]^T$ be the true parameter of $\boldsymbol{\alpha}$ such that $\pi_k(\bar{A}_k, \bar{\mathbf{L}}_k; \boldsymbol{\alpha}_{k,0}) = f_{A_k|\bar{A}_{k-1}, \bar{\mathbf{L}}_k}(A_k | \bar{A}_{k-1}, \bar{\mathbf{L}}_k)$.
- 2'. Let $\Xi' = \mathbf{A} \times \boldsymbol{\Theta}$ be a bounded convex neighborhood of $(\boldsymbol{\alpha}_0, \boldsymbol{\theta}_{q0})$. Assume that the class of functions

$$\left\{ \frac{\partial}{\partial \boldsymbol{\theta}_q} \tilde{\mathbb{U}}_{\theta_q}^{IPW}(\mathbf{O}; \boldsymbol{\theta}_q, \boldsymbol{\alpha}), \frac{\partial}{\partial \boldsymbol{\alpha}} \tilde{\mathbb{U}}_{\theta_q}^{IPW}(\mathbf{O}; \boldsymbol{\theta}_q, \boldsymbol{\alpha}), \frac{\partial}{\partial \boldsymbol{\theta}_q} \bar{\mathbb{U}}_{\theta_q}^{IPW}(\mathbf{O}; \boldsymbol{\theta}_q, \boldsymbol{\alpha}), \frac{\partial}{\partial \boldsymbol{\alpha}} \bar{\mathbb{U}}_{\theta_q}^{IPW}(\mathbf{O}; \boldsymbol{\theta}_q, \boldsymbol{\alpha}), \frac{\partial}{\partial \boldsymbol{\beta}} \mathbb{U}_\alpha(\mathbf{O}; \boldsymbol{\alpha}), \tilde{\mathbb{U}}_{\theta_q}^{IPW}(\mathbf{O}; \boldsymbol{\theta}_q, \boldsymbol{\alpha})^{\otimes 2}, \bar{\mathbb{U}}_{\theta_q}^{IPW}(\mathbf{O}; \boldsymbol{\theta}_q, \boldsymbol{\alpha})^{\otimes 2}, \mathbb{U}_\alpha(\mathbf{O}; \boldsymbol{\alpha})^{\otimes 2} \right\}$$

is a Glivenko-Cantelli class for $(\boldsymbol{\alpha}, \boldsymbol{\theta}_q) \in \Xi'$.

- 3'. Assume that $\mathbf{I}_{\boldsymbol{\alpha}_0} = \mathbb{P}_n \left[\frac{\partial}{\partial \boldsymbol{\alpha}} \mathbb{U}_\alpha(\mathbf{O}; \boldsymbol{\alpha}) |_{\boldsymbol{\alpha}=\boldsymbol{\alpha}_0} \right]$ converges to a negative definite matrix $\mathbf{I}_{\boldsymbol{\alpha}_0} = E \left[\frac{\partial}{\partial \boldsymbol{\alpha}} \mathbb{U}_\alpha(\mathbf{O}; \boldsymbol{\alpha}) |_{\boldsymbol{\alpha}=\boldsymbol{\alpha}_0} \right]$. Also, $\bar{\mathbf{I}}_{\boldsymbol{\theta}_{q0}}^{IPW} = \mathbb{P}_n \left[\frac{\partial}{\partial \boldsymbol{\theta}_q} \bar{\mathbb{U}}_{\theta_q}^{IPW}(\mathbf{O}; \boldsymbol{\theta}_q, \boldsymbol{\alpha}_0) |_{\boldsymbol{\theta}_q=\boldsymbol{\theta}_{q0}} \right]$ converges to a negative definite matrix $\bar{\mathbf{I}}_{\boldsymbol{\theta}_{q0}}^{IPW} = E \left[\frac{\partial}{\partial \boldsymbol{\theta}_q} \bar{\mathbb{U}}_{\theta_q}^{IPW}(\mathbf{O}; \boldsymbol{\theta}_q, \boldsymbol{\alpha}_0) |_{\boldsymbol{\theta}_q=\boldsymbol{\theta}_{q0}} \right]$.
- 4'. The cumulative distribution function $F_{Y|\bar{A}_K, \bar{\mathbf{L}}_K}(y | \bar{a}_K, \bar{\mathbf{L}}_K)$ is absolutely continuous, with continuous density function $f_{Y|\bar{A}_K, \bar{\mathbf{L}}_K}(y | \bar{a}_K, \bar{\mathbf{L}}_K)$ uniformly bounded, and the derivative of the density function $f'_{Y|\bar{A}_K, \bar{\mathbf{L}}_K}(y | \bar{a}_K, \bar{\mathbf{L}}_K) = \frac{\partial}{\partial y} f_{Y|\bar{A}_K, \bar{\mathbf{L}}_K}(y | \bar{a}_K, \bar{\mathbf{L}}_K)$ exists and is also uniformly bounded.

We first introduce several Lemmas that will be used in the proof.

Lemma 4. *The estimator, $\hat{\boldsymbol{\alpha}}$, by solving $\mathbb{P}_n[\mathbb{U}_{\boldsymbol{\alpha}}(\mathbf{O}; \boldsymbol{\alpha})] = \mathbf{0}$ is consistent and asymptotic normal (CAN). In addition, we have*

$$\sqrt{n}(\hat{\boldsymbol{\alpha}} - \boldsymbol{\alpha}) = -\boldsymbol{\mathcal{I}}_{\boldsymbol{\alpha}_0}^{-1} \sqrt{n} \mathbb{P}_n[\mathbb{U}_{\boldsymbol{\alpha}}(\mathbf{O}; \boldsymbol{\alpha}_0)] + o_p(1). \quad (\text{s26})$$

Proof. By noting that $E[\mathbb{U}_{\boldsymbol{\alpha}}(\mathbf{O}; \boldsymbol{\alpha})] = \mathbf{0}$, along with the Glivenko-Cantelli property of $\{\frac{\partial}{\partial \boldsymbol{\alpha}} \mathbb{U}_{\boldsymbol{\alpha}}(\mathbf{O}; \boldsymbol{\alpha}), \mathbb{U}_{\boldsymbol{\alpha}}(\mathbf{O}; \boldsymbol{\alpha})^{\otimes 2}\}$ in point 2 and the negative definite property of $\boldsymbol{\mathcal{I}}_{\boldsymbol{\alpha}_0}$ in point 3, one can easily concludes $\hat{\boldsymbol{\alpha}}_0$ is CAN following the standard proofs for M-estimators (e.g., Van der Vaart, 2000). Then, using a Taylor series for $\mathbb{P}_n[\mathbb{U}_{\boldsymbol{\alpha}}(\mathbf{O}; \boldsymbol{\alpha})]$ around $\boldsymbol{\alpha} = \boldsymbol{\alpha}_0$ can deduce that (s26) holds. \square

Lemma 5. *Let $k_i, i = 1, 2, \dots, n$, be a sequence of non-random constants, then for every $c > 0$ and $\epsilon > 0$, we have that*

$$\begin{aligned} & \sup_{\|\boldsymbol{\theta}_q - \boldsymbol{\theta}_{q0}\| < cn^{-1/3}} \left| \sum_{i=1}^n k_i \mathbb{I}(Y_i \leq h(\bar{A}_{iK}, \mathbf{Z}_i; \boldsymbol{\theta}_q)) - \sum_{i=1}^n k_i \mathbb{I}(Y_i \leq h(\bar{A}_{iK}, \mathbf{Z}_i; \boldsymbol{\theta}_{q0})) - \right. \\ & \left. \sum_{i=1}^n k_i F_{Y|\bar{A}_K, \bar{\mathbf{L}}_K}(h(\bar{A}_{iK}, \mathbf{Z}_i; \boldsymbol{\theta}_q) | \bar{A}_{iK}, \bar{\mathbf{L}}_i) + \sum_{i=1}^n k_i F_{Y|\bar{A}_K, \bar{\mathbf{L}}_K}(h(\bar{A}_{iK}, \mathbf{Z}_i; \boldsymbol{\theta}_{q0}) | \bar{A}_{iK}, \bar{\mathbf{L}}_i) \right| = o_p(n^{1/2}), \end{aligned} \quad (\text{s27})$$

and

$$\sup_{\|\boldsymbol{\theta}_q - \boldsymbol{\theta}_{q0}\| < cn^{-1/3}} \left| \sum_{i=1}^n \mathbb{I}(Y_i \leq h(\bar{A}_{iK}, \mathbf{Z}_i; \boldsymbol{\theta}_q)) - \mathbb{I}(Y_i \leq h(\bar{A}_{iK}, \mathbf{Z}_i; \boldsymbol{\theta}_{q0})) \right| = o_p(n^{2/3+\epsilon}). \quad (\text{s28})$$

Proof. This lemma is a direct application of Lemma 1 in Lai and Ying (1988). \square

Lemma 6. *Under point 1', we have that*

(i) *The original IPW estimating equation, $\mathbb{P}_n \left[\mathbb{U}_{\boldsymbol{\theta}_q}^{IPW}(\mathbf{O}; \boldsymbol{\theta}_q, \boldsymbol{\alpha}) \right]$, is unbiased such that*

$$E \left[\mathbb{U}_{\boldsymbol{\theta}_q}^{IPW}(\mathbf{O}; \boldsymbol{\theta}_{q0}, \boldsymbol{\alpha}_0) \right] = \mathbf{0}.$$

(ii) $\mathbb{P}_n \left[\bar{\mathbb{U}}_{\boldsymbol{\theta}_q}^{IPW}(\mathbf{O}; \boldsymbol{\theta}_q, \boldsymbol{\alpha}) \right]$ *is also an unbiased estimating equation such that* $E \left[\bar{\mathbb{U}}_{\boldsymbol{\theta}_q}^{IPW}(\mathbf{O}; \boldsymbol{\theta}_{q0}, \boldsymbol{\alpha}_0) \right] = \mathbf{0}$.

Proof. We only prove point (i) and point (ii) can be proved by using a similar strategy. First, noticing that $Y = \sum_{\bar{a}_K \in \bar{\mathbb{A}}_K} Y_{\bar{a}_K} \mathbb{I}(\bar{A}_K = \bar{a}_K)$ by Assumption (A1), we have that

$$\mathbb{U}_{\boldsymbol{\theta}_q}^{IPW}(\mathbf{O}; \boldsymbol{\theta}_{q0}, \boldsymbol{\alpha}_0) = \sum_{\bar{a}_K \in \bar{\mathbb{A}}_K} \frac{d(\bar{a}_K, \mathbf{Z}; \boldsymbol{\theta}_{q0}) \mathbb{I}(\bar{A}_K = \bar{a}_K)}{\bar{\pi}_K(\bar{a}_K, \bar{\mathbf{L}}_K, \bar{\boldsymbol{\alpha}}_{K,0})} \left(\mathbb{I}(Y_{\bar{a}_K} \leq h(\bar{a}_K, \mathbf{Z}; \boldsymbol{\theta}_{q0})) - q \right)$$

Then, We can write $E \left[\mathbb{U}_{\boldsymbol{\theta}_q}^{IPW}(\mathbf{O}; \boldsymbol{\theta}_{q0}, \boldsymbol{\alpha}_0) \right]$ as an iterative expectation with the inner expectation conditional on $\bar{A}_{K-1} = \bar{a}_{K-1}, \bar{\mathbf{L}}_K$:

$$E \left[\mathbb{U}_{\boldsymbol{\theta}_q}^{IPW}(\mathbf{O}; \boldsymbol{\theta}_{q0}, \boldsymbol{\alpha}_0) \right]$$

$$\begin{aligned}
&= E \left[E \left[\sum_{\bar{a}_K \in \bar{\mathbb{A}}_K} d(\bar{a}_K, \mathbf{Z}; \boldsymbol{\theta}_{q0}) \left(\prod_{k=1}^K \frac{\mathbb{I}(A_k = a_k)}{\pi_k(a_k, \bar{\mathbf{L}}_k; \boldsymbol{\alpha}_{k,0})} \right) \{ \mathbb{I}(Y_{\bar{a}_K} \leq h(\bar{a}_K, \mathbf{Z}; \boldsymbol{\theta}_{q0})) - q \} \middle| \bar{A}_{K-1} = \bar{a}_{K-1}, \bar{\mathbf{L}}_K \right] \right] \\
&= E \left[\sum_{\bar{a}_K \in \bar{\mathbb{A}}_K} d(\bar{a}_K, \mathbf{Z}; \boldsymbol{\theta}_{q0}) \left(\prod_{k=1}^{K-1} \frac{\mathbb{I}(A_k = a_k)}{\pi_k(a_k, \bar{\mathbf{L}}_k; \boldsymbol{\alpha}_{k,0})} \right) E \left[\frac{\mathbb{I}(A_K = a_K)}{\pi_K(a_K, \bar{\mathbf{L}}_K; \boldsymbol{\alpha}_{K,0})} \{ \mathbb{I}(Y_{\bar{a}_K} \leq h(\bar{a}_K, \mathbf{Z}; \boldsymbol{\theta}_{q0})) \right. \right. \\
&\quad \left. \left. - q \right\} \middle| \bar{A}_{K-1} = \bar{a}_{K-1}, \bar{\mathbf{L}}_K \right] \\
&\quad \text{(by sequential ignorability, } Y_{\bar{a}_K} \perp A_K \mid \bar{A}_{K-1} = \bar{a}_{K-1}, \bar{\mathbf{L}}_K, \text{ we have below)} \\
&= E \left[\sum_{\bar{a}_K \in \bar{\mathbb{A}}_K} d(\bar{a}_K, \mathbf{Z}; \boldsymbol{\theta}_{q0}) \left(\prod_{k=1}^{K-1} \frac{\mathbb{I}(A_k = a_k)}{\pi_k(a_k, \bar{\mathbf{L}}_k; \boldsymbol{\alpha}_{k,0})} \right) \underbrace{E \left[\frac{\mathbb{I}(A_K = a_K)}{\pi_K(a_K, \bar{\mathbf{L}}_K; \boldsymbol{\alpha}_{K,0})} \middle| \bar{A}_{K-1} = \bar{a}_{K-1}, \bar{\mathbf{L}}_K \right]}_{=1} \right. \\
&\quad \left. \times E \left[\mathbb{I}(Y_{\bar{a}_K} \leq h(\bar{a}_K, \mathbf{Z}; \boldsymbol{\theta}_{q0})) - q \middle| \bar{A}_{K-1} = \bar{a}_{K-1}, \bar{\mathbf{L}}_K \right] \right] \\
&= E \left[\sum_{\bar{a}_K \in \bar{\mathbb{A}}_K} d(\bar{a}_K, \mathbf{Z}; \boldsymbol{\theta}_{q0}) \left(\prod_{k=1}^{K-1} \frac{\mathbb{I}(A_k = a_k)}{\pi_k(a_k, \bar{\mathbf{L}}_k; \boldsymbol{\alpha}_{k,0})} \right) E \left[\mathbb{I}(Y_{\bar{a}_K} \leq h(\bar{a}_K, \mathbf{Z}; \boldsymbol{\theta}_{q0})) - q \middle| \bar{A}_{K-1} = \bar{a}_{K-1}, \bar{\mathbf{L}}_K \right] \right].
\end{aligned}$$

Then, applying the iterative expectation strategy with the inner expectation conditional on $\bar{A}_{K-2} = \bar{a}_{K-2}, \bar{\mathbf{L}}_{K-1}$, we can rewrite the last equation of the previous formula as

$$\begin{aligned}
&E \left[\mathbb{U}_{\boldsymbol{\theta}_q}^{IPW}(\mathbf{O}; \boldsymbol{\theta}_{q0}, \boldsymbol{\alpha}_0) \right] \\
&= E \left[\sum_{\bar{a}_K \in \bar{\mathbb{A}}_K} d(\bar{a}_K, \mathbf{Z}; \boldsymbol{\theta}_{q0}) \left(\prod_{k=1}^{K-2} \frac{\mathbb{I}(A_k = a_k)}{\pi_k(a_k, \bar{\mathbf{L}}_k; \boldsymbol{\alpha}_{k,0})} \right) E \left[\mathbb{I}(Y_{\bar{a}_K} \leq h(\bar{a}_K, \mathbf{Z}; \boldsymbol{\theta}_{q0})) - q \middle| \bar{A}_{K-2} = \bar{a}_{K-2}, \bar{\mathbf{L}}_{K-1} \right] \right]
\end{aligned}$$

Repeating down to $k = 1$ gives the following formula

$$E \left[\mathbb{U}_{\boldsymbol{\theta}_q}^{IPW}(\mathbf{O}; \boldsymbol{\theta}_{q0}, \boldsymbol{\alpha}_0) \right] = E \left[\sum_{\bar{a}_K \in \bar{\mathbb{A}}_K} d(\bar{a}_K, \mathbf{Z}; \boldsymbol{\theta}_{q0}) \times \left\{ \mathbb{I}(Y_{\bar{a}_K} \leq h(\bar{a}_K, \mathbf{Z}; \boldsymbol{\theta}_{q0})) - q \right\} \right]$$

which concludes that $E \left[\mathbb{U}_{\boldsymbol{\theta}_q}^{IPW}(\mathbf{O}; \boldsymbol{\theta}_{q0}, \boldsymbol{\alpha}_0) \right] = \mathbf{0}$. This completes the proof. \square

Lemma 7. (*Asymptotic properties of the original unsmoothed IPW estimator*) Under points 1'-4', the estimator, $\hat{\boldsymbol{\theta}}_q^{IPW*}$, by solving the original IPW estimating equation $\mathbb{P}_n[\mathbb{U}_{\boldsymbol{\theta}_q}^{IPW}(\mathbf{O}; \boldsymbol{\theta}_q, \hat{\boldsymbol{\alpha}})] = \mathbf{0}$ is CAN.

Proof. The CAN property of $\hat{\boldsymbol{\alpha}}$ in Lemma 4 implies that, for all $\epsilon > 0$, $\hat{\boldsymbol{\alpha}} = \boldsymbol{\alpha} + o_p(n^{-1/2+\epsilon})$. This, along with point 2', can be used to show that, for any $\epsilon > 0$,

$$\sup_{\boldsymbol{\theta}_q \in \Theta} \left\| \mathbb{P}_n[\mathbb{U}_{\boldsymbol{\theta}_q}^{IPW}(\mathbf{O}; \boldsymbol{\theta}_q, \hat{\boldsymbol{\alpha}})] - \mathbb{P}_n[\mathbb{U}_{\boldsymbol{\theta}_q}^{IPW}(\mathbf{O}; \boldsymbol{\theta}_q, \boldsymbol{\alpha}_0)] \right\| = o_p(n^{-1/2+\epsilon}), \quad \text{a.s.} \quad (\text{s29})$$

Moreover, observing that

$$E \left[\mathbb{U}_{\boldsymbol{\theta}_q}^{IPW}(\mathbf{O}; \boldsymbol{\theta}_q, \boldsymbol{\alpha}_0) - \bar{\mathbb{U}}_{\boldsymbol{\theta}_q}^{IPW}(\mathbf{O}; \boldsymbol{\theta}_q, \boldsymbol{\alpha}_0) \right]$$

$$\begin{aligned}
&= E \left[\frac{d(\bar{A}_K, \mathbf{Z}; \boldsymbol{\theta}_q)}{\bar{\pi}_K(\bar{A}_K, \bar{\mathbf{L}}_K, \boldsymbol{\alpha}_0)} \times E \left[\mathbb{I}(Y \leq h(\bar{A}_K, \bar{\mathbf{L}}_K; \boldsymbol{\theta}_q)) - F_{Y|\bar{A}_K, \bar{\mathbf{L}}_K} \left(h(\bar{A}_K, \mathbf{Z}; \boldsymbol{\theta}_q) | \bar{A}_K, \bar{\mathbf{L}}_K \right) \middle| \bar{A}_K, \bar{\mathbf{L}}_K \right] \right] \\
&= E \left[\frac{d(\bar{A}_K, \mathbf{Z}; \boldsymbol{\theta}_q)}{\bar{\pi}_K(\bar{A}_K, \bar{\mathbf{L}}_K, \boldsymbol{\alpha}_0)} \times 0 \right] = \mathbf{0}
\end{aligned}$$

and applying the uniformly strong law of large numbers, we can show

$$\sup_{(\boldsymbol{\alpha}, \boldsymbol{\theta}_q) \in \Gamma'} \left\| \mathbb{P}_n[\mathbb{U}_{\boldsymbol{\theta}_q}^{IPW}(\mathbf{O}; \boldsymbol{\theta}_q, \boldsymbol{\alpha}_0)] - \mathbb{P}_n[\bar{\mathbb{U}}_{\boldsymbol{\theta}_q}^{IPW}(\mathbf{O}; \boldsymbol{\theta}_q, \boldsymbol{\alpha}_0)] \right\| = o_p(n^{-1/2+\epsilon}) \quad \text{a.s.}$$

This, along with (s29), suggests that

$$\sup_{\boldsymbol{\theta}_q \in \Theta} \left\| \mathbb{P}_n[\mathbb{U}_{\boldsymbol{\theta}_q}^{IPW}(\mathbf{O}; \boldsymbol{\theta}_q, \hat{\boldsymbol{\alpha}})] - \mathbb{P}_n[\bar{\mathbb{U}}_{\boldsymbol{\theta}_q}^{IPW}(\mathbf{O}; \boldsymbol{\theta}_q, \boldsymbol{\alpha}_0)] \right\| = o_p(n^{-1/2+\epsilon}), \quad \text{a.s.} \quad (\text{s30})$$

Because $E \left[\bar{\mathbb{U}}_{\boldsymbol{\theta}_q}^{IPW}(\mathbf{O}; \boldsymbol{\theta}_{q0}, \boldsymbol{\alpha}_0) \right] = \mathbf{0}$ (Lemma 6) and $\mathbb{P}_n \left[\frac{\partial}{\partial \boldsymbol{\theta}_q} \bar{\mathbb{U}}_{\boldsymbol{\theta}_q}^{IPW}(\mathbf{O}; \boldsymbol{\theta}_q, \boldsymbol{\alpha}_0) \middle|_{\boldsymbol{\theta}_q = \boldsymbol{\theta}_{q0}} \right]$ converges to a negative definite matrix (point 3'), we have that $\mathbb{P}_n[\bar{\mathbb{U}}_{\boldsymbol{\theta}_q}^{IPW}(\mathbf{O}; \boldsymbol{\theta}_q, \boldsymbol{\alpha}_0)]$ is bounded away from zero for $\boldsymbol{\theta}_q \neq \boldsymbol{\theta}_{q0}$. This, coupled with (s30) and the definition of $\hat{\boldsymbol{\theta}}_q^{IPW*}$, implies that $\hat{\boldsymbol{\theta}}_q^{IPW*}$ is consistent such that $\hat{\boldsymbol{\theta}}_q^{IPW*} \rightarrow \boldsymbol{\theta}_{q0}$, a.s.

Next, we prove the asymptotic normality. Let $D(\boldsymbol{\theta}_q, \boldsymbol{\alpha}) = \frac{d(\bar{A}_K, \mathbf{Z}; \boldsymbol{\theta}_q)}{\bar{\pi}_K(\bar{A}_K, \bar{\mathbf{L}}_K, \boldsymbol{\alpha}_K)}$, $H(\boldsymbol{\theta}_q) = \mathbb{I}(Y \leq h(\bar{A}_K, \mathbf{Z}; \boldsymbol{\theta}_q)) - q$, and $S(\boldsymbol{\theta}_q) = F_{Y|\bar{A}_K, \bar{\mathbf{L}}_K}(h(\bar{A}_K, \mathbf{Z}; \boldsymbol{\theta}_q) | \bar{A}_K, \bar{\mathbf{L}}_K) - q$. For any $(\boldsymbol{\alpha}, \boldsymbol{\theta}_q)$ in the $O(n^{-1/3})$ neighborhood of $(\boldsymbol{\alpha}_0, \boldsymbol{\theta}_{q0})$ (i.e., $\|\boldsymbol{\theta}_q - \boldsymbol{\theta}_{q0}\| < cn^{-1/3}$ and $\|\boldsymbol{\alpha} - \boldsymbol{\alpha}_0\| < cn^{-1/3}$ for any fixed constant c), we can show

$$\begin{aligned}
&\mathbb{P}_n \left[\mathbb{U}_{\boldsymbol{\theta}_q}^{IPW}(\mathbf{O}; \boldsymbol{\theta}_q, \boldsymbol{\alpha}) - \mathbb{U}_{\boldsymbol{\theta}_q}^{IPW}(\mathbf{O}; \boldsymbol{\theta}_{q0}, \boldsymbol{\alpha}_0) \right] \\
&= \mathbb{P}_n \left[D(\boldsymbol{\theta}_q, \boldsymbol{\alpha}) \left(H(\boldsymbol{\theta}_q) - H(\boldsymbol{\theta}_{q0}) \right) \right] + \mathbb{P}_n \left[\left(D(\boldsymbol{\theta}_q, \boldsymbol{\alpha}) - D(\boldsymbol{\theta}_{q0}, \boldsymbol{\alpha}_0) \right) H(\boldsymbol{\theta}_{q0}) \right],
\end{aligned}$$

where,

$$\begin{aligned}
&\mathbb{P}_n \left[D(\boldsymbol{\theta}_q, \boldsymbol{\alpha}) \left(H(\boldsymbol{\theta}_q) - H(\boldsymbol{\theta}_{q0}) \right) \right] \\
&= \mathbb{P}_n \left[D(\boldsymbol{\theta}_q, \boldsymbol{\alpha}) \left(S(\boldsymbol{\theta}_q) - S(\boldsymbol{\theta}_{q0}) \right) \right] + \underbrace{\mathbb{P}_n \left[D(\boldsymbol{\theta}_q, \boldsymbol{\alpha}) \left(H(\boldsymbol{\theta}_q) - H(\boldsymbol{\theta}_{q0}) - S(\boldsymbol{\theta}_q) + S(\boldsymbol{\theta}_{q0}) \right) \right]}_{=o_p(n^{-1/2}) \text{ by (s27) in Lemma 5}} \\
&= \mathbb{P}_n \left[D(\boldsymbol{\theta}_q, \boldsymbol{\alpha}) \left(S(\boldsymbol{\theta}_q) - S(\boldsymbol{\theta}_{q0}) \right) \right] + o_p(n^{-1/2}),
\end{aligned}$$

and

$$\begin{aligned}
&\mathbb{P}_n \left[\left(D(\boldsymbol{\theta}_q, \boldsymbol{\alpha}) - D(\boldsymbol{\theta}_{q0}, \boldsymbol{\alpha}_0) \right) H(\boldsymbol{\theta}_{q0}) \right] \\
&= \mathbb{P}_n \left[\left(D(\boldsymbol{\theta}_q, \boldsymbol{\alpha}) - D(\boldsymbol{\theta}_{q0}, \boldsymbol{\alpha}_0) \right) S(\boldsymbol{\theta}_{q0}) \right] + \underbrace{\mathbb{P}_n \left[\left(D(\boldsymbol{\theta}_q, \boldsymbol{\alpha}) - D(\boldsymbol{\theta}_{q0}, \boldsymbol{\alpha}_0) \right) \left(H(\boldsymbol{\theta}_{q0}) - S(\boldsymbol{\theta}_{q0}) \right) \right]}_{=o_p(n^{-1/2}) \text{ by (s28) and noticing } (\boldsymbol{\theta}_q, \boldsymbol{\alpha}) \text{ is in } O(n^{-1/3}) \text{ of } (\boldsymbol{\theta}_{q0}, \boldsymbol{\alpha}_0)} \\
&= \mathbb{P}_n \left[\left(D(\boldsymbol{\theta}_q, \boldsymbol{\alpha}) - D(\boldsymbol{\theta}_{q0}, \boldsymbol{\alpha}_0) \right) S(\boldsymbol{\theta}_{q0}) \right] + o_p(n^{-1/2}).
\end{aligned}$$

It follows that

$$\mathbb{P}_n \left[\mathbb{U}_{\boldsymbol{\theta}_q}^{IPW}(\mathbf{O}; \boldsymbol{\theta}_q, \boldsymbol{\alpha}) - \mathbb{U}_{\boldsymbol{\theta}_q}^{IPW}(\mathbf{O}; \boldsymbol{\theta}_{q0}, \boldsymbol{\alpha}_0) \right]$$

$$\begin{aligned}
&= \mathbb{P}_n \left[D(\boldsymbol{\theta}_q, \boldsymbol{\alpha}) \left(S(\boldsymbol{\theta}_q) - S(\boldsymbol{\theta}_{q0}) \right) \right] + \mathbb{P}_n \left[\left(D(\boldsymbol{\theta}_q, \boldsymbol{\alpha}) - D(\boldsymbol{\theta}_{q0}, \boldsymbol{\alpha}_0) \right) S(\boldsymbol{\theta}_{q0}) \right] + o_p(n^{-1/2}) \\
&= \mathbb{P}_n \left[\bar{\mathbb{U}}_{\boldsymbol{\theta}_q}^{IPW}(\mathbf{O}; \boldsymbol{\theta}_q, \boldsymbol{\alpha}) - \bar{\mathbb{U}}_{\boldsymbol{\theta}_q}^{IPW}(\mathbf{O}; \boldsymbol{\theta}_{q0}, \boldsymbol{\alpha}_0) \right] + o_p(n^{-1/2}).
\end{aligned}$$

In the previous formula, by applying a first-order Taylor's expansion of $\bar{\mathbb{U}}_{\boldsymbol{\theta}_q}^{IPW}(\mathbf{O}; \boldsymbol{\theta}_q, \boldsymbol{\alpha})$ around $(\boldsymbol{\theta}_{q0}, \boldsymbol{\alpha}_0)$, one can obtain

$$\begin{aligned}
\mathbb{P}_n[\mathbb{U}_{\boldsymbol{\theta}_q}^{IPW}(\mathbf{O}; \boldsymbol{\theta}_q, \boldsymbol{\alpha})] &= \mathbb{P}_n[\mathbb{U}_{\boldsymbol{\theta}_q}^{IPW}(\mathbf{O}; \boldsymbol{\theta}_{q0}, \boldsymbol{\alpha}_0)] + \mathbb{P}_n \left[\frac{\partial}{\partial \boldsymbol{\alpha}} \bar{\mathbb{U}}_{\boldsymbol{\theta}_q}^{IPW}(\mathbf{O}; \boldsymbol{\theta}_{q0}, \boldsymbol{\alpha}) \Big|_{\boldsymbol{\alpha}=\boldsymbol{\alpha}_0} \right] (\boldsymbol{\alpha} - \boldsymbol{\alpha}_0) \\
&\quad + \mathbb{P}_n \left[\frac{\partial}{\partial \boldsymbol{\theta}_q} \bar{\mathbb{U}}_{\boldsymbol{\theta}_q}^{IPW}(\mathbf{O}; \boldsymbol{\theta}_q, \boldsymbol{\alpha}_0) \Big|_{\boldsymbol{\theta}_q=\boldsymbol{\theta}_{q0}} \right] (\boldsymbol{\theta}_q - \boldsymbol{\theta}_{q0}) + o_p(n^{-1/2}). \quad (\text{s31})
\end{aligned}$$

Because $(\hat{\boldsymbol{\theta}}_q^{IPW*}, \hat{\boldsymbol{\alpha}})$ is in the $n^{-1/3}$ neighborhood of $(\boldsymbol{\theta}_{q0}, \boldsymbol{\alpha}_0)$, $\mathbb{P}_n \left[\mathbb{U}_{\hat{\boldsymbol{\theta}}_q^{IPW*}}^{IPW}(\mathbf{O}; \hat{\boldsymbol{\theta}}_q^{IPW*}, \hat{\boldsymbol{\alpha}}) \right] = \mathbf{0}$, and $\mathbb{P}_n \left[\bar{\mathbb{U}}_{\boldsymbol{\theta}_q}^{IPW}(\mathbf{O}; \boldsymbol{\theta}_{q0}, \boldsymbol{\alpha}_0) \right] = \mathbf{0}$, we have that

$$\sqrt{n}(\hat{\boldsymbol{\theta}}_q^{IPW*} - \boldsymbol{\theta}_{q0}) = - \left[\mathcal{I}_{\boldsymbol{\theta}_{q0}}^{IPW} \right]^{-1} \sqrt{n} \mathbb{P}_n \left[\mathbb{U}_{\boldsymbol{\theta}_q}^{IPW}(\mathbf{O}; \boldsymbol{\theta}_{q0}, \boldsymbol{\alpha}_0) - \boldsymbol{S}_{\boldsymbol{\theta}_{q0}, \boldsymbol{\alpha}_0} \mathcal{I}_{\boldsymbol{\alpha}_0}^{-1} \mathbb{U}_{\boldsymbol{\alpha}}(\mathbf{O}; \boldsymbol{\alpha}_0) \right] + o_p(1), \quad (\text{s32})$$

where $\boldsymbol{S}_{\boldsymbol{\theta}_{q0}, \boldsymbol{\alpha}_0}^{IPW} = E \left[\frac{\partial}{\partial \boldsymbol{\alpha}} \bar{\mathbb{U}}_{\boldsymbol{\theta}_q}^{IPW}(\mathbf{O}; \boldsymbol{\theta}_{q0}, \boldsymbol{\alpha}) \Big|_{\boldsymbol{\alpha}=\boldsymbol{\alpha}_0} \right]$. Note that the \mathbb{P}_n -term in the previous formula has mean zero. Then, by applying the central limit theorem to the right-hand side of the previous formula, one can easily verify that $\sqrt{n}(\hat{\boldsymbol{\theta}}_q^{IPW*} - \boldsymbol{\theta}_{q0})$ converges to a multivariate normal distribution with mean zero and finite variance-covariance matrix. This completes the proof. \square

Lemma 8. *Under points 1'-4' and conditions (B1)–(B2) regarding the local distribution function $\mathcal{K}(\cdot)$ and bandwidth τ_n , the original IPW estimating equation, $\mathbb{P}_n[\mathbb{U}_n^{IPW}(\mathbf{O}; \boldsymbol{\theta}_q, \boldsymbol{\alpha})]$, and the smoothed IPW estimating equation, $\mathbb{P}_n[\tilde{\mathbb{U}}_n^{IPW}(\mathbf{O}; \boldsymbol{\theta}_q, \boldsymbol{\alpha})]$, are asymptotically equivalent such that*

$$\sqrt{n} \mathbb{P}_n \left[\tilde{\mathbb{U}}_n^{IPW}(\mathbf{O}; \boldsymbol{\theta}_q, \boldsymbol{\alpha}) - \mathbb{U}_n^{IPW}(\mathbf{O}; \boldsymbol{\theta}_q, \boldsymbol{\alpha}) \right] = o_p(1), \quad (\text{s33})$$

uniformly in $(\boldsymbol{\theta}_q, \boldsymbol{\alpha}) \in \Xi'$.

Proof. Define $\epsilon = Y - h(\bar{A}_K; \mathbf{Z}; \boldsymbol{\theta}_q)$ and $d = \epsilon/\tau_n$. The cumulative distribution function of ϵ given $\bar{A}_K, \bar{\mathbf{L}}_K$ is $F_{\epsilon|\bar{A}_K, \bar{\mathbf{L}}_K}(y|\bar{A}_K, \bar{\mathbf{L}}_K) = F_{Y|\bar{A}_K, \bar{\mathbf{L}}_K}(y + h(\bar{A}_K; \mathbf{Z}; \boldsymbol{\theta}_q)|\bar{A}_K, \bar{\mathbf{L}}_K)$. Also, the density function $f_{\epsilon|\bar{A}_K, \bar{\mathbf{L}}_K}(y|\bar{A}_K, \bar{\mathbf{L}}_K) = f_{Y|\bar{A}_K, \bar{\mathbf{L}}_K}(y + h(\bar{A}_K; \mathbf{Z}; \boldsymbol{\theta}_q)|\bar{A}_K, \bar{\mathbf{L}}_K)$. In this proof, we shall abbreviate $F_{\epsilon|\bar{A}_K, \bar{\mathbf{L}}_K}(y|\bar{A}_K, \bar{\mathbf{L}}_K)$ and $f_{\epsilon|\bar{A}_K, \bar{\mathbf{L}}_K}(y|\bar{A}_K, \bar{\mathbf{L}}_K)$ to $F_\epsilon(y)$ and $f_\epsilon(y)$, respectively.

Without loss of generality, let $\tilde{\mathbb{U}}_{n,j}^{IPW}(\boldsymbol{\theta}_q, \boldsymbol{\alpha})$ and $\mathbb{U}_{n,j}^{IPW}(\boldsymbol{\theta}_q, \boldsymbol{\alpha})$ be the j^{th} element of $\tilde{\mathbb{U}}_n^{IPW}(\boldsymbol{\theta}_q, \boldsymbol{\alpha})$ and $\mathbb{U}_n^{IPW}(\boldsymbol{\theta}_q, \boldsymbol{\alpha})$, respectively. If one can show that, for every j ,

$$\left| E \left[\sqrt{n} \mathbb{P}_n \left[\tilde{\mathbb{U}}_{n,j}^{IPW}(\mathbf{O}; \boldsymbol{\theta}_q, \boldsymbol{\alpha}) - \mathbb{U}_{n,j}^{IPW}(\mathbf{O}; \boldsymbol{\theta}_q, \boldsymbol{\alpha}) \right] \right] \right| = o(1), \quad (\text{s34})$$

$$\text{Var} \left(\sqrt{n} \mathbb{P}_n \left[\tilde{\mathbb{U}}_{n,j}^{IPW}(\mathbf{O}; \boldsymbol{\theta}_q, \boldsymbol{\alpha}) - \mathbb{U}_{n,j}^{IPW}(\mathbf{O}; \boldsymbol{\theta}_q, \boldsymbol{\alpha}) \right] \right) = o(1), \quad (\text{s35})$$

uniformly for $(\boldsymbol{\theta}_q, \boldsymbol{\alpha}) \in \Xi'$, we will complete the proof.

Observing $\mathcal{K}(-d) - \mathbb{I}(d \leq 0) = \mathcal{K}(-|d|)(1 - 2\mathbb{I}(d \leq 0))$, we have that

$$\begin{aligned}
& E \left[\mathcal{K}(-d) - \mathbb{I}(d \leq 0) \mid \bar{A}_K, \bar{\mathbf{L}}_K \right] \\
&= \int_{\epsilon} \mathcal{K}(-|d|)(1 - 2\mathbb{I}(d \leq 0)) f_{\epsilon}(\epsilon) d\epsilon \\
&= \int_{\epsilon} \mathcal{K}(-|\epsilon|/\tau_n)(1 - 2\mathbb{I}(\epsilon \leq 0)) f_{\epsilon}(\epsilon) d\epsilon \\
&= \tau_n \int_t \mathcal{K}(-|t|)(1 - 2\mathbb{I}(t \leq 0)) f_{\epsilon}(\tau_n t) dt \quad (\text{let } t = \epsilon/\tau_n) \\
&= \tau_n \int_t \mathcal{K}(-|t|)(1 - 2\mathbb{I}(t \leq 0)) \left(f_{\epsilon}(0) + f'_{\epsilon}(\psi(t))\tau_n t \right) dt,
\end{aligned}$$

where $\psi(t)$ is between 0 and $\tau_n t$. Because $\int \mathcal{K}(-|t|)(1 - 2\mathbb{I}(t \leq 0)) dt = 0$, we have $\int \mathcal{K}(-|t|)(1 - 2\mathbb{I}(t \leq 0)) f_{\epsilon_{\bar{a}_K}}(0) dt = 0$. Also, $f'_{\epsilon_{\bar{a}_K}}(\cdot)$ is bounded, and therefore

$$\left| \tau_n \int \mathcal{K}(-|t|)(1 - 2\mathbb{I}(t \leq 0)) f'_{\epsilon_{\bar{a}_K}}(\psi(t))\tau_n t dt \right| \leq M\tau_n^2,$$

for some fixed $M > 0$. Therefore, we obtain

$$\left| E \left[\mathcal{K}(-d) - \mathbb{I}(d \leq 0) \mid \bar{A}_K, \bar{\mathbf{L}}_K \right] \right| \leq M\tau_n^2. \tag{s36}$$

It follows that, as $n \rightarrow \infty$,

$$\begin{aligned}
& \left| E \left[\sqrt{n} \mathbb{P}_n \left[\tilde{\mathbb{U}}_{n,j}^{IPW}(\mathbf{O}; \boldsymbol{\theta}_q, \boldsymbol{\alpha}) - \mathbb{U}_{n,j}^{IPW}(\mathbf{O}; \boldsymbol{\theta}_q, \boldsymbol{\alpha}) \right] \right] \right| \\
&= \left| \sqrt{n} E \left[\frac{d_j(\bar{A}_K, \mathbf{Z}; \boldsymbol{\theta}_q)}{\bar{\pi}_K(\bar{A}_K, \bar{\mathbf{L}}_K, \boldsymbol{\alpha})} \left(K(-d) - \mathbb{I}(d \leq 0) \right) \right] \right| \\
&\quad (\text{In above, } d_j(\bar{A}_K, \mathbf{Z}; \boldsymbol{\theta}_q) \text{ is the } j^{\text{th}} \text{ element of } d(\bar{A}_K, \mathbf{Z}; \boldsymbol{\theta}_q)) \\
&= \left| \sqrt{n} E \left[\frac{d_j(\bar{A}_K, \mathbf{Z}; \boldsymbol{\theta}_q)}{\bar{\pi}_K(\bar{A}_K, \bar{\mathbf{L}}_K, \boldsymbol{\alpha})} E \left[K(-d) - \mathbb{I}(d \leq 0) \mid \bar{A}_K, \bar{\mathbf{L}}_K \right] \right] \right| \\
&\leq \sqrt{n} \times \sup_{(\boldsymbol{\alpha}, \boldsymbol{\theta}_q) \in \Xi'} E \left| \frac{d_j(\bar{A}_K, \mathbf{Z}; \boldsymbol{\theta}_q)}{\bar{\pi}_K(\bar{A}_K, \bar{\mathbf{L}}_K, \boldsymbol{\alpha})} \right| \times M\tau_n^2 \\
&= O(n^{1/2}\tau_n^2) = o(1).
\end{aligned}$$

Now, we conclude (s34). Next, we shall prove (s35). Specifically,

$$\begin{aligned}
& \text{Var} \left(\sqrt{n} \mathbb{P}_n \left[\tilde{\mathbb{U}}_{n,j}^{IPW}(\mathbf{O}; \boldsymbol{\theta}_q, \boldsymbol{\alpha}) - \mathbb{U}_{n,j}^{IPW}(\mathbf{O}; \boldsymbol{\theta}_q, \boldsymbol{\alpha}) \right] \right) \\
&= \text{Var} \left[\frac{d_j(\bar{A}_K, \mathbf{Z}; \boldsymbol{\theta}_q)}{\bar{\pi}_K(\bar{A}_K, \bar{\mathbf{L}}_K, \boldsymbol{\alpha})} \mathcal{K}(-|d|)(1 - 2\mathbb{I}(d \leq 0)) \right] \\
&\leq E \left[\left(\frac{d_j(\bar{A}_K, \mathbf{Z}; \boldsymbol{\theta}_q)}{\bar{\pi}_K(\bar{A}_K, \bar{\mathbf{L}}_K, \boldsymbol{\alpha})} \mathcal{K}(-|d|)(1 - 2\mathbb{I}(d \leq 0)) \right)^2 \right] \\
&= E \left[\frac{d_j^2(\bar{A}_K, \mathbf{Z}; \boldsymbol{\theta}_q)}{\bar{\pi}_K^2(\bar{A}_K, \bar{\mathbf{L}}_K, \boldsymbol{\alpha})} \mathcal{K}^2(-|d|) \right] \\
&= E \left[\frac{d_j^2(\bar{A}_K, \mathbf{Z}; \boldsymbol{\theta}_q)}{\bar{\pi}_K^2(\bar{A}_K, \bar{\mathbf{L}}_K, \boldsymbol{\alpha})} E \left[\mathcal{K}^2(-|d|) \mid \bar{A}_K, \bar{\mathbf{L}}_K \right] \right],
\end{aligned}$$

where

$$\begin{aligned}
& E[\mathcal{K}^2(-|d|)|\bar{A}_K, \bar{\mathbf{L}}_K] \\
&= \int_{\epsilon} \mathcal{K}^2(-|d|)f_{\epsilon}(\epsilon)d\epsilon = \tau_n \int_t \mathcal{K}^2(-|t|)f_{\epsilon_{\bar{a}_K}}(\tau_n t)dt \\
&= \tau_n \int_{t>n^{1/4}} \mathcal{K}^2(-|t|)f_{\epsilon}(\tau_n t)dt + \tau_n \int_{t\leq n^{1/4}} \mathcal{K}^2(-|t|)f_{\epsilon}(\tau_n t)dt \\
&\leq \mathcal{K}^2(-|n^{1/4}|) \int_{t>n^{1/4}} f_{\epsilon}(\tau_n t)d(\tau_n t) + \tau_n n^{1/4} f_{\epsilon}(\psi) \quad (\psi \text{ is a value between } -\tau_n n^{1/4} \text{ and } \tau_n n^{1/4}) \\
&\leq \mathcal{K}^2(-n^{1/4}) + \tau_n n^{1/4} f_{\epsilon}(\psi) \\
&\quad (\text{since } f_{\epsilon}(\psi) \leq M \text{ for a constant } M \text{ as it is uniformly bounded (point 4')}, \text{ we have}) \\
&\leq \mathcal{K}^2(-n^{1/4}) + M\tau_n n^{1/4}.
\end{aligned}$$

It suggests that

$$\begin{aligned}
\text{Var}\left(\sqrt{n}\mathbb{P}_n\left[\tilde{\mathbb{U}}_{n,j}^{IPW}(\mathbf{O};\boldsymbol{\theta}_q,\boldsymbol{\alpha})-\mathbb{U}_{n,j}^{IPW}(\mathbf{O};\boldsymbol{\theta}_q,\boldsymbol{\alpha})\right]\right) &\leq E\left[\frac{d_j^2(\bar{A}_K,\mathbf{Z};\boldsymbol{\theta}_q)}{\bar{\pi}_K^2(\bar{A}_K,\bar{\mathbf{L}}_K,\boldsymbol{\alpha})}\right] \times (\mathcal{K}^2(-n^{1/4}) + M\tau_n n^{1/4}) \\
&= o(1).
\end{aligned}$$

This concludes that (s35) holds. We now complete the proof. \square

Lemma 9. Define $\tilde{\mathbf{S}}_{\boldsymbol{\theta}_q,\boldsymbol{\alpha}}^{IPW} = \mathbb{P}_n\left[\frac{\partial}{\partial\boldsymbol{\alpha}}\tilde{\mathbb{U}}_{\boldsymbol{\theta}_q}^{IPW}(\mathbf{O};\boldsymbol{\theta}_q,\boldsymbol{\alpha})\right]$, $\mathbf{S}_{\boldsymbol{\theta}_q,\boldsymbol{\alpha}}^{IPW} = E\left[\frac{\partial}{\partial\boldsymbol{\alpha}}\bar{\mathbb{U}}_{\boldsymbol{\theta}_q}^{IPW}(\mathbf{O};\boldsymbol{\theta}_q,\boldsymbol{\alpha})\right]$, $\tilde{\mathbf{I}}_{\boldsymbol{\theta}_q}^{IPW} = \mathbb{P}_n\left[\frac{\partial}{\partial\boldsymbol{\theta}_q}\tilde{\mathbb{U}}_{\boldsymbol{\theta}_q}^{IPW}(\mathbf{O};\boldsymbol{\theta}_q,\boldsymbol{\alpha})\right]$, and $\mathbf{I}_{\boldsymbol{\theta}_q}^{IPW} = E\left[\frac{\partial}{\partial\boldsymbol{\theta}_q}\bar{\mathbb{U}}_{\boldsymbol{\theta}_q}^{IPW}(\mathbf{O};\boldsymbol{\theta}_q,\boldsymbol{\alpha})\right]$, then we can show

$$\tilde{\mathbf{S}}_{\boldsymbol{\theta}_q,\boldsymbol{\alpha}}^{IPW} = \mathbf{S}_{\boldsymbol{\theta}_q,\boldsymbol{\alpha}}^{IPW} + o_p(1) \quad \text{and} \quad \tilde{\mathbf{I}}_{\boldsymbol{\theta}_q}^{IPW} = \mathbf{I}_{\boldsymbol{\theta}_q}^{IPW} + o_p(1),$$

uniformly in $(\boldsymbol{\theta}_q, \boldsymbol{\alpha}) \in \Xi'$.

Proof. Here, we shall follow the notations used in the proof of Lemma 8. Let $\bar{\mathbf{S}}_{\boldsymbol{\theta}_q,\boldsymbol{\alpha}}^{IPW} = \mathbb{P}_n\left[\frac{\partial}{\partial\boldsymbol{\alpha}}\bar{\mathbb{U}}_{\boldsymbol{\theta}_q}^{IPW}(\mathbf{O};\boldsymbol{\theta}_q,\boldsymbol{\alpha})\right]$. We can show that

$$\begin{aligned}
\tilde{\mathbf{S}}_{\boldsymbol{\theta}_q,\boldsymbol{\alpha}}^{IPW} - \bar{\mathbf{S}}_{\boldsymbol{\theta}_q,\boldsymbol{\alpha}}^{IPW} &= \mathbb{P}_n\left[\frac{\partial D(\boldsymbol{\theta}_q,\boldsymbol{\alpha})}{\partial\boldsymbol{\alpha}}\left(\mathcal{K}(-d) - F_{\epsilon}(0)\right)\right] \\
&= E\left[\frac{\partial D(\boldsymbol{\theta}_q,\boldsymbol{\alpha})}{\partial\boldsymbol{\alpha}}\left(E[\mathcal{K}(-d)|\bar{A}_K, \bar{\mathbf{L}}_K] - F_{\epsilon}(0)\right)\right] + o_p(1),
\end{aligned}$$

where

$$\begin{aligned}
|E[\mathcal{K}(d)|\bar{A}_K, \bar{\mathbf{L}}_K] - F_{\epsilon}(0)| &= \left|E[\mathcal{K}(-d)|\bar{A}_k, \bar{\mathbf{L}}_K] - E[\mathbb{I}(d \leq 0)|\bar{A}_k = \bar{a}_K, \bar{\mathbf{L}}_K]\right| \\
&= \left|E[\mathcal{K}(-d) - \mathbb{I}(d \leq 0)|\bar{A}_k, \bar{\mathbf{L}}_K]\right| \\
&\leq M\tau_n^2 \quad (\text{see equation (s36)}) \\
&= o(n^{-1/2}).
\end{aligned}$$

This suggests $\tilde{\mathbf{S}}_{\boldsymbol{\theta}_q,\boldsymbol{\alpha}}^{IPW} = \bar{\mathbf{S}}_{\boldsymbol{\theta}_q,\boldsymbol{\alpha}}^{IPW} + o_p(1)$. Then, noticing $E[\bar{\mathbf{S}}_{\boldsymbol{\theta}_q,\boldsymbol{\alpha}}^{IPW}] = \mathbf{S}_{\boldsymbol{\theta}_q,\boldsymbol{\alpha}}^{IPW}$, we have $\bar{\mathbf{S}}_{\boldsymbol{\theta}_q,\boldsymbol{\alpha}}^{IPW} = \mathbf{S}_{\boldsymbol{\theta}_q,\boldsymbol{\alpha}}^{IPW} + o_p(1)$ by uniform law of large numbers. This concludes $\tilde{\mathbf{S}}_{\boldsymbol{\theta}_q,\boldsymbol{\alpha}}^{IPW} = \mathbf{S}_{\boldsymbol{\theta}_q,\boldsymbol{\alpha}}^{IPW} + o_p(1)$.

Define $h'(\bar{A}_K, \mathbf{Z}; \boldsymbol{\theta}_q) = \frac{\partial}{\partial \boldsymbol{\theta}_q} h(\bar{A}_K, \mathbf{Z}; \boldsymbol{\theta}_q)$ and $\bar{\mathbf{I}}_{\boldsymbol{\theta}_q}^{IPW} = \mathbb{P}_n \left[\frac{\partial}{\partial \boldsymbol{\theta}_q} \bar{\mathbb{U}}_{\boldsymbol{\theta}_q}^{IPW}(\mathbf{O}; \boldsymbol{\theta}_q, \boldsymbol{\alpha}) \right]$. We can show that

$$\begin{aligned} \tilde{\mathbf{I}}_{\boldsymbol{\theta}_q}^{IPW} - \bar{\mathbf{I}}_{\boldsymbol{\theta}_q}^{IPW} &= \mathbb{P}_n \left[\frac{\partial}{\partial \boldsymbol{\theta}_q} D(\boldsymbol{\theta}_q, \boldsymbol{\alpha}) (\mathcal{K}(d) - F_\epsilon(0)) \right] + \mathbb{P}_n \left[h'(\bar{a}_K, \mathbf{Z}; \boldsymbol{\theta}_q) D(\boldsymbol{\theta}_q, \boldsymbol{\alpha}) \left(\frac{1}{\tau_n} \mathcal{K}'(d) - f_\epsilon(0) \right) \right] \\ &= E \left[\frac{\partial}{\partial \boldsymbol{\theta}_q} D(\boldsymbol{\theta}_q, \boldsymbol{\alpha}) (E[\mathcal{K}(d) | \bar{A}_K, \bar{\mathbf{L}}_K] - F_\epsilon(0)) \right] \\ &\quad + E \left[h'(\bar{a}_K, \mathbf{Z}; \boldsymbol{\theta}_q) D(\boldsymbol{\theta}_q, \boldsymbol{\alpha}) \left(E \left[\frac{1}{\tau_n} \mathcal{K}'(d) | \bar{A}_K, \bar{\mathbf{L}}_K \right] - f_\epsilon(0) \right) \right] + o_p(1) \end{aligned} \tag{s37}$$

Since $|E[\mathcal{K}(d) | \bar{A}_K, \bar{\mathbf{L}}_K] - F_\epsilon(0)| = o(1)$, the first term in the previous formula is $o(1)$. Moreover,

$$\begin{aligned} \left| \frac{1}{\tau_n} E[\mathcal{K}'(d) | \bar{A}_K = \bar{a}_K, \bar{\mathbf{L}}_K] - f_\epsilon(0) \right| &= \left| \frac{1}{\tau_n} \int_\epsilon \mathcal{K}' \left(\frac{\epsilon}{\tau_n} \right) f_\epsilon(\epsilon) d\epsilon - f_\epsilon(0) \right| \\ &= \left| \int_t \mathcal{K}'(t) f_\epsilon(t\tau_n) dt - f_\epsilon(0) \right| \\ &= \left| \int_t \mathcal{K}'(t) (f_\epsilon(0) + t\tau_n f_\epsilon(\psi(t))) dt - f_\epsilon(0) \right| \\ &= \left| \int_t \mathcal{K}'(t) t\tau_n f_\epsilon(\psi(t)) dt \right| \\ &\leq \tau_n \int_t |\mathcal{K}'(t) t f_\epsilon(\psi(t))| dt, \end{aligned}$$

where $\psi(t)$ lies between 0 and $\tau_n t$. Because $f_\epsilon(\cdot)$ is uniformly bounded (point 4''), there exists a positive constant M such that $f_\epsilon(\psi(t)) < M$, which implies $\tau_n \int_t |\mathcal{K}'(t) t f_\epsilon(\psi(t))| dt \leq M \tau_n \int_t |\mathcal{K}'(t) t| dt = o(1)$. Now we conclude

$$\left| \frac{1}{\tau_n} E[\mathcal{K}'(d) | \bar{A}_K = \bar{a}_K, \bar{\mathbf{L}}_K] - f_\epsilon(0) \right| = o(1),$$

which suggests the second term of (s37) is $o(1)$. Therefore, we conclude

$$\tilde{\mathbf{I}}_{\boldsymbol{\theta}_q}^{IPW} = \bar{\mathbf{I}}_{\boldsymbol{\theta}_q}^{IPW} + o_p(1).$$

This and observing $\bar{\mathbf{I}}_{\boldsymbol{\theta}_q}^{IPW} = \mathcal{I}_{\boldsymbol{\theta}_q}^{IPW} + o(1)$ by uniform law of large numbers, we conclude

$$\tilde{\mathbf{I}}_{\boldsymbol{\theta}_q}^{IPW} = \mathcal{I}_{\boldsymbol{\theta}_q}^{IPW} + o_p(1).$$

□

Proof of Theorem 3

Combining (s30) and (s33), one can show

$$\sup_{\boldsymbol{\theta}_q \in \Theta} \left\| \mathbb{P}_n[\tilde{\mathbb{U}}_{\boldsymbol{\theta}_q}^{IPW}(\mathbf{O}; \boldsymbol{\theta}_q, \hat{\boldsymbol{\alpha}})] - \mathbb{P}_n[\bar{\mathbb{U}}_{\boldsymbol{\theta}_q}^{IPW}(\mathbf{O}; \boldsymbol{\theta}_q, \boldsymbol{\alpha}_0)] \right\| = o(n^{-1/2+\epsilon}), \quad \text{a.s.}$$

Because $\bar{\mathbb{U}}_{\boldsymbol{\theta}_q}^{IPW}(\mathbf{O}; \boldsymbol{\theta}_{q0}, \boldsymbol{\alpha}_0) = \mathbf{0}$ and $\mathbb{P}_n \left[\frac{\partial}{\partial \boldsymbol{\theta}_q} \bar{\mathbb{U}}_{\boldsymbol{\theta}_q}^{IPW}(\mathbf{O}; \boldsymbol{\theta}_q, \boldsymbol{\alpha}_0) |_{\boldsymbol{\theta}_q = \boldsymbol{\theta}_{q,0}} \right]$ converges to a negative definite matrix (point 3'), it follows that $\mathbb{P}_n[\bar{\mathbb{U}}_{\boldsymbol{\theta}_q}^{IPW}(\mathbf{O}; \boldsymbol{\theta}_q, \boldsymbol{\alpha}_0)]$ is bounded away from zero

for $\boldsymbol{\theta}_q \neq \boldsymbol{\theta}_{q0}$. This, coupled with the definition of $\widehat{\boldsymbol{\theta}}_q^{IPW}$, implies that $\widehat{\boldsymbol{\theta}}_q^{IPW}$ is consistent such that $\widehat{\boldsymbol{\theta}}_q^{IPW} \rightarrow \boldsymbol{\theta}_{q0}$, a.s., as $n \rightarrow \infty$. Next, we prove the asymptotic normality.

According to Lemma 8, we have

$$\mathbb{P}_n \left[\widetilde{\mathbb{U}}_n^{IPW}(\mathbf{O}; \boldsymbol{\theta}_q, \boldsymbol{\alpha}) \right] = \mathbb{P}_n \left[\mathbb{U}_n^{IPW}(\mathbf{O}; \boldsymbol{\theta}_q, \boldsymbol{\alpha}) \right] + o_p(n^{-1/2})$$

Based on the expansion of $\mathbb{P}_n \left[\mathbb{U}_n^{IPW}(\mathbf{O}; \boldsymbol{\theta}_q, \boldsymbol{\alpha}) \right]$ (see (s31)) in the proof of Lemma 7, we have

$$\begin{aligned} \mathbb{P}_n \left[\widetilde{\mathbb{U}}_n^{IPW}(\mathbf{O}; \boldsymbol{\theta}_q, \boldsymbol{\alpha}) \right] &= \mathbb{P}_n \left[\mathbb{U}_{\boldsymbol{\theta}_q}^{IPW}(\mathbf{O}; \boldsymbol{\theta}_{q0}, \boldsymbol{\alpha}_0) \right] \\ &\quad + \mathbb{P}_n \left[\frac{\partial}{\partial \boldsymbol{\alpha}} \bar{\mathbb{U}}_{\boldsymbol{\theta}_q}^{IPW}(\mathbf{O}; \boldsymbol{\theta}_{q0}, \boldsymbol{\alpha}) \Big|_{\boldsymbol{\alpha}=\boldsymbol{\alpha}_0} \right] (\boldsymbol{\alpha} - \boldsymbol{\alpha}_0) \\ &\quad + \mathbb{P}_n \left[\frac{\partial}{\partial \boldsymbol{\theta}_q} \bar{\mathbb{U}}_{\boldsymbol{\theta}_q}^{IPW}(\mathbf{O}; \boldsymbol{\theta}_q, \boldsymbol{\alpha}_0) \Big|_{\boldsymbol{\theta}_q=\boldsymbol{\theta}_{q0}} \right] (\boldsymbol{\theta}_q - \boldsymbol{\theta}_{q0}) + o_p(n^{-1/2}), \end{aligned}$$

for any $(\boldsymbol{\theta}_q, \boldsymbol{\alpha})$ in the $O(n^{-1/3})$ neighborhood of $(\boldsymbol{\theta}_{q0}, \boldsymbol{\alpha}_0)$. Because $(\widehat{\boldsymbol{\theta}}_q^{IPW}, \widehat{\boldsymbol{\alpha}})$ is in the $n^{-1/3}$ neighborhood of $(\boldsymbol{\theta}_{q0}, \boldsymbol{\alpha}_0)$ and $\mathbb{P}_n \left[\widetilde{\mathbb{U}}_n^{IPW}(\mathbf{O}; \widehat{\boldsymbol{\theta}}_q^{IPW}, \widehat{\boldsymbol{\alpha}}) \right] = \mathbf{0}$, we have

$$\sqrt{n}(\widehat{\boldsymbol{\theta}}_q^{IPW} - \boldsymbol{\theta}_{q0}) = - \left[\boldsymbol{\mathcal{I}}_{\boldsymbol{\theta}_{q0}}^{IPW} \right]^{-1} \sqrt{n} \mathbb{P}_n \left[\mathbb{U}_{\boldsymbol{\theta}_q}^{IPW}(\mathbf{O}; \boldsymbol{\theta}_{q0}, \boldsymbol{\alpha}_0) - \boldsymbol{\mathcal{S}}_{\boldsymbol{\theta}_{q0}, \boldsymbol{\alpha}_0}^{IPW} \boldsymbol{\mathcal{I}}_{\boldsymbol{\alpha}_0}^{-1} \mathbb{U}_{\boldsymbol{\alpha}}(\mathbf{O}; \boldsymbol{\alpha}_0) \right] + o_p(1). \quad (\text{s38})$$

This concludes that $\widehat{\boldsymbol{\theta}}_q^{IPW}$ and $\widehat{\boldsymbol{\theta}}_q^{IPW*}$ share the same influence function and therefore they are asymptotically equivalent such that $\sqrt{n}(\widehat{\boldsymbol{\theta}}_q^{IPW} - \widehat{\boldsymbol{\theta}}_q^{IPW*}) = o_p(1)$.

By (s38), we can deduce that $\sqrt{n}(\widehat{\boldsymbol{\theta}}_q^{IPW} - \boldsymbol{\theta}_{q0})$ converges to a multivariate normal distribution with mean zero and a finite variance-covariance matrix

$$\boldsymbol{\Sigma}^{IPW} = \left[\boldsymbol{\mathcal{I}}_{\boldsymbol{\theta}_{q0}}^{IPW} \right]^{-1} \boldsymbol{\mathcal{V}}^{IPW} \left[\boldsymbol{\mathcal{I}}_{\boldsymbol{\theta}_{q0}}^{IPW} \right]^{-T}$$

where $\boldsymbol{\mathcal{V}}^{IPW} = E \left[\left(\mathbb{U}_{\boldsymbol{\theta}_q}^{IPW}(\mathbf{O}; \boldsymbol{\theta}_{q0}, \boldsymbol{\alpha}_0) - \boldsymbol{\mathcal{S}}_{\boldsymbol{\theta}_{q0}, \boldsymbol{\alpha}_0}^{IPW} \boldsymbol{\mathcal{I}}_{\boldsymbol{\alpha}_0}^{-1} \mathbb{U}_{\boldsymbol{\alpha}}(\mathbf{O}; \boldsymbol{\alpha}_0) \right)^{\otimes 2} \right]$. To show $\widehat{\boldsymbol{\Sigma}}^{IPW}$ defined below Theorem 2 is a consistent estimator of $\boldsymbol{\Sigma}^{IPW}$, one may use the asymptotic normality results for $[\widehat{\boldsymbol{\alpha}}^T, \widehat{\boldsymbol{\theta}}_q^T]$ along with $\mathbb{P}_n \left[\widetilde{\mathbb{U}}_{\boldsymbol{\theta}_q}^{IPW}(\mathbf{O}; \boldsymbol{\theta}_{q0}, \boldsymbol{\alpha}_0) \right] = \mathbb{P}_n \left[\mathbb{U}_{\boldsymbol{\theta}_q}^{IPW}(\mathbf{O}; \boldsymbol{\theta}_{q0}, \boldsymbol{\alpha}_0) \right] + o_p(n^{-1/2})$, $\widetilde{\boldsymbol{\mathcal{S}}}_{\boldsymbol{\theta}_q, \boldsymbol{\alpha}}^{IPW} = \boldsymbol{\mathcal{S}}_{\boldsymbol{\theta}_q, \boldsymbol{\alpha}}^{IPW} + o_p(1)$ and $\widetilde{\boldsymbol{\mathcal{I}}}_{\boldsymbol{\theta}_q}^{IPW} = \boldsymbol{\mathcal{I}}_{\boldsymbol{\theta}_q}^{IPW} + o_p(1)$ (Lemma 9).

Appendix E: Asymptotic properties of the doubly robust estimators (Proof of Theorem 4)

Recall that the original doubly robust estimator $\hat{\theta}_q^{DR*}$ is obtained by solving the doubly robust estimating equation, $\mathbb{P}_n \left[\mathbb{U}_{\theta_q}^{DR}(\mathbf{O}; \theta_q, \hat{\alpha}, \hat{\beta}) \right] = \mathbf{0}$. Because this estimating equation is discontinuous with respect to θ_q , we propose to solve the smoothed doubly robust estimating equation, $\mathbb{P}_n \left[\tilde{\mathbb{U}}_{\theta_q}^{DR}(\mathbf{O}; \theta_q, \hat{\alpha}, \hat{\beta}) \right] = \mathbf{0}$, to obtain $\hat{\theta}_q^{DR}$. Also, we define

$$\mathbb{P}_n \left\{ \bar{\mathbb{U}}_{\theta_q}^{DR}(\mathbf{O}; \theta_q, \alpha, \beta) \right\} = \mathbb{P}_n \left\{ \bar{\mathbb{U}}_{\theta_q}^{(K)}(\mathbf{O}; \theta_q, \bar{\alpha}_K, \beta_K) + \sum_{k=1}^{K-1} \mathbb{U}_{\theta_q}^{(k)}(\mathbf{O}; \theta_q, \bar{\alpha}_k, \beta_k, \beta_{k+1}) + \mathbb{U}_{\theta_q}^{(0)}(\mathbf{O}; \theta_q, \beta_1) \right\},$$

where

$$\begin{aligned} & \bar{\mathbb{U}}_{\theta_q}^{(K)}(\mathbf{O}; \theta_q, \bar{\alpha}_K, \beta_K) \\ &= \frac{d(\bar{A}_K, \mathbf{Z}; \theta_q)}{\bar{\pi}_K(\bar{A}_K, \bar{\mathbf{L}}_K; \alpha)} \left\{ F_{Y|\bar{A}_K, \bar{\mathbf{L}}_K} \left(h(\bar{A}_K, \mathbf{Z}; \theta_q) | \bar{A}_K, \bar{\mathbf{L}}_K \right) - \Psi_K \left(h(\bar{A}_K, \mathbf{Z}; \theta_q), \bar{A}_K, \bar{\mathbf{L}}_K; \beta_K \right) \right\} \end{aligned}$$

and $F_{Y|\bar{A}_K, \bar{\mathbf{L}}_K}$ is the true cumulative density function of Y given \bar{A}_K and $\bar{\mathbf{L}}_K$.

In this section, we investigate the asymptotic properties of $\hat{\theta}_q^{DR*}$ and $\hat{\theta}_q^{DR}$. Assume the following:

- 1". Assume that either the sequence of propensity score models $\pi_k(\bar{A}_k, \bar{\mathbf{L}}_k; \alpha_k)$, $k = 1, \dots, K$, or the sequence of outcome regression models, $\psi_k(Y_{\bar{A}_k, \bar{a}_{k+1}}, \bar{A}_k, \bar{a}_{k+1}, \bar{\mathbf{L}}_k; \beta_k)$, $k = 1, \dots, K$, are correctly specified. Let $\alpha_0 = [\alpha_{1,0}^T, \dots, \alpha_{K,0}^T]^T$ and $\beta_0 = [\beta_{1,0}^T, \dots, \beta_{K,0}^T]^T$ be the true parameter of α and β , respectively.
- 2". There exists a finite vector α^* such that $\mathbb{P}_n[\mathbb{U}_\alpha(\mathbf{O}; \alpha)] = \mathbf{0}$, where $\mathbb{U}_\alpha(\mathbf{O}; \alpha)$ is the estimating score for α (also see Appendix C for the definition). And there exists a finite vector β^* such that $\mathbb{P}_n[\mathbb{U}_\beta(\mathbf{O}; \beta)] = \mathbf{0}$, where $\mathbb{U}_\beta(\mathbf{O}; \beta)$ is the estimating score for β (also see Appendix A for the definition). If the propensity score models are correctly specified, then $\alpha^* = \alpha_0$; if the outcome regression models are correctly specified, then $\beta^* = \beta_0$.
- 3". Let $\Xi'' = \mathbf{A} \times \mathbf{B} \times \Theta$ be a bounded convex neighborhood of $(\alpha^*, \beta^*, \theta_{q0})$. Assume that the class of functions

$$\begin{aligned} & \left\{ \frac{\partial}{\partial \theta_q} \tilde{\mathbb{U}}_{\theta_q}^{DR}(\mathbf{O}; \theta_q, \alpha, \beta), \frac{\partial}{\partial \alpha} \tilde{\mathbb{U}}_{\theta_q}^{DR}(\mathbf{O}; \theta_q, \alpha, \beta), \frac{\partial}{\partial \beta} \tilde{\mathbb{U}}_{\theta_q}^{DR}(\mathbf{O}; \theta_q, \alpha, \beta), \frac{\partial}{\partial \theta_q} \bar{\mathbb{U}}_{\theta_q}^{DR}(\mathbf{O}; \theta_q, \alpha, \beta), \right. \\ & \frac{\partial}{\partial \alpha} \bar{\mathbb{U}}_{\theta_q}^{DR}(\mathbf{O}; \theta_q, \alpha, \beta), \frac{\partial}{\partial \beta} \bar{\mathbb{U}}_{\theta_q}^{DR}(\mathbf{O}; \theta_q, \alpha, \beta), \frac{\partial}{\partial \beta} \mathbb{U}_\alpha(\mathbf{O}; \alpha), \frac{\partial}{\partial \beta} \mathbb{U}_\beta(\mathbf{O}; \beta), \tilde{\mathbb{U}}_{\theta_q}^{DR}(\mathbf{O}; \theta_q, \alpha, \beta)^{\otimes 2}, \\ & \left. \bar{\mathbb{U}}_{\theta_q}^{DR}(\mathbf{O}; \theta_q, \alpha, \beta)^{\otimes 2}, \mathbb{U}_\alpha(\mathbf{O}; \alpha)^{\otimes 2}, \mathbb{U}_\beta(\mathbf{O}; \beta)^{\otimes 2} \right\} \end{aligned}$$

is a Glivenko-Cantelli class for $(\alpha^*, \beta^*, \theta_{q0}) \in \Xi''$.

- 4". Assume that $\mathcal{I}_{\alpha^*} = E \left[\frac{\partial}{\partial \alpha} \mathbb{U}_\alpha(\mathbf{O}; \alpha) |_{\alpha=\alpha^*} \right]$ and $\mathcal{I}_{\beta^*} = E \left[\frac{\partial}{\partial \beta} \mathbb{U}_\beta(\mathbf{O}; \beta) |_{\beta=\beta^*} \right]$ are negative definite. Also, $\mathcal{I}_{\theta_{q0}}^{DR} = E \left[\frac{\partial}{\partial \theta_q} \bar{\mathbb{U}}_{\theta_q}^{DR}(\mathbf{O}; \theta_q, \alpha^*, \beta^*) |_{\theta_q=\theta_{q0}} \right]$ is negative definite.

- 5''. The cumulative distribution function $F_{Y|\bar{A}_K, \bar{\mathbf{L}}_K}(y|\bar{A}_K, \bar{\mathbf{L}}_K)$ is absolutely continuous, with continuous density function $f_{Y|\bar{A}_K, \bar{\mathbf{L}}_K}(y|\bar{a}_K, \bar{\mathbf{L}}_K)$ uniformly bounded, and $f'_{Y|\bar{A}_K, \bar{\mathbf{L}}_K}(y|\bar{A}_K, \bar{\mathbf{L}}_K) = \frac{\partial}{\partial y} f_{Y|\bar{A}_K, \bar{\mathbf{L}}_K}(y|\bar{A}_K, \bar{\mathbf{L}}_K)$ exists and is uniformly bounded.

Lemma 10. *Under points 2''-4'', we have*

$$\begin{aligned}\sqrt{n}(\hat{\boldsymbol{\alpha}} - \boldsymbol{\alpha}^*) &= -\mathcal{I}_{\boldsymbol{\alpha}^*}^{-1} \sqrt{n} \mathbb{P}_n[\mathbb{U}_{\boldsymbol{\alpha}}(\mathbf{O}; \boldsymbol{\alpha}^*)] + o_p(1), \\ \sqrt{n}(\hat{\boldsymbol{\beta}} - \boldsymbol{\beta}^*) &= -\mathcal{I}_{\boldsymbol{\beta}^*}^{-1} \sqrt{n} \mathbb{P}_n[\mathbb{U}_{\boldsymbol{\beta}}(\mathbf{O}; \boldsymbol{\beta}^*)] + o_p(1).\end{aligned}$$

Proof. The proof is similar to that of Lemma 2 and 4 and is omitted here. \square

Lemma 11. *Under points 1'' and 2'', we have*

(i) *The original doubly robust estimating equation, $\mathbb{P}_n \left[\mathbb{U}_{\boldsymbol{\theta}_q}^{DR}(\mathbf{O}; \boldsymbol{\theta}_q, \boldsymbol{\alpha}, \boldsymbol{\beta}) \right]$, is unbiased such that $E \left[\mathbb{U}_{\boldsymbol{\theta}_q}^{DR}(\mathbf{O}; \boldsymbol{\theta}_{q0}, \boldsymbol{\alpha}^*, \boldsymbol{\beta}^*) \right] = \mathbf{0}$.*

(ii) *Moreover, $\mathbb{P}_n \left[\bar{\mathbb{U}}_{\boldsymbol{\theta}_q}^{DR}(\mathbf{O}; \boldsymbol{\theta}_q, \boldsymbol{\alpha}, \boldsymbol{\beta}) \right]$ is also an unbiased estimating equation such that $E \left[\bar{\mathbb{U}}_{\boldsymbol{\theta}_q}^{DR}(\mathbf{O}; \boldsymbol{\theta}_{q0}, \boldsymbol{\alpha}^*, \boldsymbol{\beta}^*) \right] = \mathbf{0}$.*

Proof. Here we only prove item (i), where item (ii) can be proved by the same strategy. Item (i) is a conclusion of the following two facts.

(1) $E \left[\mathbb{U}_{\boldsymbol{\theta}_q}^{DR}(\mathbf{O}; \boldsymbol{\theta}_{q0}, \boldsymbol{\alpha}^*, \boldsymbol{\beta}^*) \right] = \mathbf{0}$ **if the outcome models are correct ($\boldsymbol{\beta}^* = \boldsymbol{\beta}_0$).**

Notice that, if the outcome models are correct ($\boldsymbol{\beta}^* = \boldsymbol{\beta}_0$), we have $\Psi_k(y, \bar{A}_k, \underline{a}_{k+1}, \bar{\mathbf{L}}_k; \boldsymbol{\beta}_{k,0}) = F_{Y_{\bar{A}_k, \underline{a}_{k+1}} | \bar{A}_k, \bar{\mathbf{L}}_k}(y | \bar{A}_k, \bar{\mathbf{L}}_k)$, $k = 1, \dots, K$. First, we can show

$$\begin{aligned}& E \left[\mathbb{U}_{\boldsymbol{\theta}_q}^{(K)}(\mathbf{O}; \boldsymbol{\theta}_{q0}, \bar{\boldsymbol{\alpha}}_K^*, \boldsymbol{\beta}_0) | \bar{A}_K, \bar{\mathbf{L}}_K \right] \\ &= E \left[\frac{d(\bar{A}_K, \mathbf{Z}; \boldsymbol{\theta}_{q0})}{\bar{\pi}_K(\bar{A}_K, \bar{\mathbf{L}}_K; \boldsymbol{\alpha}^*)} \left\{ \mathbb{I}(Y \leq h(\bar{A}_K, \mathbf{Z}; \boldsymbol{\theta}_{q0})) - \Psi_K(h(\bar{A}_K, \mathbf{Z}; \boldsymbol{\theta}_{q0}), \bar{A}_K, \bar{\mathbf{L}}_K; \boldsymbol{\beta}_{K,0}) \right\} | \bar{A}_K, \bar{\mathbf{L}}_K \right] \\ &= \frac{d(\bar{A}_K, \mathbf{Z}; \boldsymbol{\theta}_{q0})}{\bar{\pi}_K(\bar{A}_K, \bar{\mathbf{L}}_K; \boldsymbol{\alpha}^*)} \left\{ E \left[\mathbb{I}(Y \leq h(\bar{A}_K, \mathbf{Z}; \boldsymbol{\theta}_{q0})) | \bar{A}_K, \bar{\mathbf{L}}_K \right] - F_{Y_{\bar{A}_K} | \bar{A}_K, \bar{\mathbf{L}}_K}(h(\bar{A}_K, \mathbf{Z}; \boldsymbol{\theta}_{q0}) | \bar{A}_K, \bar{\mathbf{L}}_K) \right\} \\ &= \mathbf{0},\end{aligned}$$

which suggests $E \left[\mathbb{U}_{\boldsymbol{\theta}_q}^{(K)}(\mathbf{O}; \boldsymbol{\theta}_{q0}, \bar{\boldsymbol{\alpha}}_K^*, \boldsymbol{\beta}_0) \right] = \mathbf{0}$. Similarly, we can show that, for $k = 1, \dots, K - 1$,

$$\begin{aligned}& E \left[\mathbb{U}_{\boldsymbol{\theta}_q}^{(k)}(\mathbf{O}; \boldsymbol{\theta}_{q0}, \bar{\boldsymbol{\alpha}}_k^*, \boldsymbol{\beta}_{k,0}, \boldsymbol{\beta}_{k+1,0}) | \bar{A}_k, \bar{\mathbf{L}}_k \right] \\ &= \sum_{\underline{a}_{k+1}} \frac{d(\bar{A}_k, \underline{a}_{k+1}, \mathbf{Z}; \boldsymbol{\theta}_{q0})}{\bar{\pi}_k(\bar{A}_k, \bar{\mathbf{L}}_k; \bar{\boldsymbol{\alpha}}_k^*)} E \left[\left\{ \Psi_{k+1}(h(\bar{A}_k, \underline{a}_{k+1}, \mathbf{Z}; \boldsymbol{\theta}_{q0}), \bar{A}_k, \underline{a}_{k+1}, \bar{\mathbf{L}}_{k+1}; \boldsymbol{\beta}_{k+1,0}) - \right. \right. \\ &\quad \left. \left. \Psi_k(h(\bar{A}_k, \underline{a}_{k+1}, \mathbf{Z}; \boldsymbol{\theta}_{q0}), \bar{A}_k, \underline{a}_{k+1}, \bar{\mathbf{L}}_k; \boldsymbol{\beta}_{k,0}) \right\} | \bar{A}_k, \bar{\mathbf{L}}_k \right] \\ &= \sum_{\underline{a}_{k+1}} \frac{d(\bar{A}_k, \underline{a}_{k+1}, \mathbf{Z}; \boldsymbol{\theta}_{q0})}{\bar{\pi}_k(\bar{A}_k, \bar{\mathbf{L}}_k; \bar{\boldsymbol{\alpha}}_k^*)} \left\{ E \left[F_{Y_{\bar{A}_k, \underline{a}_{k+1}, \underline{a}_{k+2}} | \bar{A}_k, \bar{\mathbf{L}}_{k+1}}(h(\bar{A}_k, \underline{a}_{k+1}, \mathbf{Z}; \boldsymbol{\theta}_{q0}) | \bar{A}_k, \underline{a}_{k+1}, \bar{\mathbf{L}}_{k+1}) \right] \right. \\ &\quad \left. - F_{Y_{\bar{A}_k, \underline{a}_{k+1}} | \bar{A}_k, \bar{\mathbf{L}}_k}(h(\bar{A}_k, \underline{a}_{k+1}, \mathbf{Z}; \boldsymbol{\theta}_{q0}) | \bar{A}_k, \bar{\mathbf{L}}_k) \right\}\end{aligned}$$

where

$$\begin{aligned}
& E \left[F_{Y_{\bar{A}_{k+1}, \underline{a}_{k+2}} | \bar{A}_{k+1}, \bar{\mathbf{L}}_{k+1}} \left(h(\bar{A}_k, \underline{a}_{k+1}, \mathbf{Z}; \boldsymbol{\theta}_{q0}) | \bar{A}_k, a_{k+1}, \bar{\mathbf{L}}_{k+1} \right) \middle| \bar{A}_k, \bar{\mathbf{L}}_k \right] \\
&= E \left[E \left[\mathbb{I}(Y_{\bar{A}_{k+1}, \underline{a}_{k+2}} \leq h(\bar{A}_k, \underline{a}_{k+1}, \mathbf{Z}; \boldsymbol{\theta}_{q0})) | \bar{A}_k, a_{k+1}, \bar{\mathbf{L}}_{k+1} \right] \middle| \bar{A}_k, \bar{\mathbf{L}}_k \right] \\
&= E \left[E \left[\mathbb{I}(Y_{\bar{A}_k, \underline{a}_{k+1}} \leq h(\bar{A}_k, \underline{a}_{k+1}, \mathbf{Z}; \boldsymbol{\theta}_{q0})) | \bar{A}_k, \bar{\mathbf{L}}_{k+1} \right] \middle| \bar{A}_k, \bar{\mathbf{L}}_k \right] \quad (\text{by A2 } Y_{\bar{a}_K} \perp A_{k+1} | \bar{A}_k = \bar{a}_k, \bar{\mathbf{L}}_{k+1}) \\
&= E \left[\mathbb{I}(Y_{\bar{A}_k, \underline{a}_{k+1}} \leq h(\bar{A}_k, \underline{a}_{k+1}, \mathbf{Z}; \boldsymbol{\theta}_{q0})) \middle| \bar{A}_k, \bar{\mathbf{L}}_k \right] = F_{Y_{\bar{A}_k, \underline{a}_{k+1}} | \bar{A}_k, \bar{\mathbf{L}}_k} \left(h(\bar{A}_k, \underline{a}_{k+1}, \mathbf{Z}; \boldsymbol{\theta}_{q0}) | \bar{A}_k, \bar{\mathbf{L}}_k \right).
\end{aligned}$$

It follows that $E \left[\mathbb{U}_{\boldsymbol{\theta}_q}^{(k)}(\boldsymbol{\theta}_{q0}, \bar{\boldsymbol{\alpha}}_k^*, \boldsymbol{\beta}_{k,0}, \boldsymbol{\beta}_{k+1,0}) | \bar{A}_k, \bar{\mathbf{L}}_k \right] = \mathbf{0}$ and thus $E \left[\mathbb{U}_{\boldsymbol{\theta}_q}^{(k)}(\boldsymbol{\theta}_{q0}, \bar{\boldsymbol{\alpha}}_k^*, \boldsymbol{\beta}_{k,0}, \boldsymbol{\beta}_{k+1,0}) \right] = \mathbf{0}$, for $k = 1, \dots, K-1$. Finally, from the arguments in the proof of Lemma 1, we know $E \left[\mathbb{U}_{\boldsymbol{\theta}_q}^{(0)}(\mathbf{O}; \boldsymbol{\theta}_{q0}, \boldsymbol{\beta}_{1,0}) \right] = \mathbf{0}$.

Combining the previous discussions, we conclude

$$\begin{aligned}
& E \left[\mathbb{U}_{\boldsymbol{\theta}_q}^{DR}(\mathbf{O}; \boldsymbol{\theta}_{q0}, \boldsymbol{\alpha}^*, \boldsymbol{\beta}^*) \right] \\
&= E \left[\mathbb{U}_{\boldsymbol{\theta}_q}^{(K)}(\mathbf{O}; \boldsymbol{\theta}_{q0}, \bar{\boldsymbol{\alpha}}_K^*, \boldsymbol{\beta}_{K,0}) \right] + \sum_{k=1}^{K-1} E \left[\mathbb{U}_{\boldsymbol{\theta}_q}^{(k)}(\mathbf{O}; \boldsymbol{\theta}_{q0}, \bar{\boldsymbol{\alpha}}_k^*, \boldsymbol{\beta}_{k,0}, \boldsymbol{\beta}_{k+1,0}) \right] + E \left[\mathbb{U}_{\boldsymbol{\theta}_q}^{(0)}(\mathbf{O}; \boldsymbol{\theta}_{q0}, \boldsymbol{\beta}_{1,0}) \right] \\
&= \mathbf{0}.
\end{aligned}$$

(2) $E \left[\mathbb{U}_{\boldsymbol{\theta}_q}^{DR}(\mathbf{O}; \boldsymbol{\theta}_{q0}, \boldsymbol{\alpha}^*, \boldsymbol{\beta}^*) \right] = \mathbf{0}$ if the propensity score models are correct ($\boldsymbol{\alpha}^* = \boldsymbol{\alpha}_0$)

We can rewrite the doubly robust estimating score as

$$\mathbb{U}_{\boldsymbol{\theta}_q}^{DR}(\mathbf{O}; \boldsymbol{\theta}_q, \boldsymbol{\alpha}, \boldsymbol{\beta}) = \mathbb{T}_{\boldsymbol{\theta}_q}^{(0)}(\mathbf{O}; \boldsymbol{\theta}_q, \bar{\boldsymbol{\alpha}}_K) + \sum_{k=1}^K \mathbb{T}_{\boldsymbol{\theta}_q}^{(k)}(\mathbf{O}; \boldsymbol{\theta}_q, \bar{\boldsymbol{\alpha}}_k, \boldsymbol{\beta}_k),$$

where

$$\begin{aligned}
\mathbb{T}_{\boldsymbol{\theta}_q}^{(0)}(\mathbf{O}; \boldsymbol{\theta}_q, \bar{\boldsymbol{\alpha}}_K) &= \frac{d(\bar{A}_K, \mathbf{Z}; \boldsymbol{\theta}_q)}{\bar{\pi}_K(\bar{A}_K, \bar{\mathbf{L}}_K; \boldsymbol{\alpha})} \times \mathbb{I}(Y \leq h(\bar{A}_K, \mathbf{Z}; \boldsymbol{\theta}_q)) - \sum_{\bar{a}_K \in \bar{\mathbb{A}}_K} d(\bar{a}_K, \mathbf{Z}; \boldsymbol{\theta}_q) \times q, \\
\mathbb{T}_{\boldsymbol{\theta}_q}^{(k)}(\mathbf{O}; \boldsymbol{\theta}_q, \bar{\boldsymbol{\alpha}}_k, \boldsymbol{\beta}_k) &= \sum_{\underline{a}_k \in \underline{\mathbb{A}}_k} \frac{d(\bar{A}_{k-1}, \underline{a}_k, \mathbf{Z}; \boldsymbol{\theta}_q)}{\bar{\pi}_{k-1}(\bar{A}_{k-1}, \bar{\mathbf{L}}_{k-1}; \bar{\boldsymbol{\alpha}}_{k-1})} \times \Psi_k(h(\bar{A}_{k-1}, \underline{a}_k, \mathbf{Z}; \boldsymbol{\theta}_q), \bar{A}_{k-1}, \underline{a}_k, \bar{\mathbf{L}}_k; \boldsymbol{\beta}_k) \\
&\quad - \sum_{\underline{a}_{k+1} \in \underline{\mathbb{A}}_{k+1}} \frac{d(\bar{A}_k, \underline{a}_{k+1}, \mathbf{Z}; \boldsymbol{\theta}_q)}{\bar{\pi}_k(\bar{A}_k, \bar{\mathbf{L}}_k; \bar{\boldsymbol{\alpha}}_k)} \times \Psi_k(h(\bar{A}_k, \underline{a}_{k+1}, \mathbf{Z}; \boldsymbol{\theta}_q), \bar{A}_k, \underline{a}_{k+1}, \bar{\mathbf{L}}_k; \boldsymbol{\beta}_k),
\end{aligned}$$

where $\bar{\pi}_0(\bar{A}_{-1}, \bar{\mathbf{L}}_{-1})$ is defined as 1 and $\sum_{\underline{a}_{K+1} \in \underline{\mathbb{A}}_{K+1}} [V]$ used in $\mathbb{T}_{\boldsymbol{\theta}_q}^{(K)}(\mathbf{O}; \boldsymbol{\theta}_q, \bar{\boldsymbol{\alpha}}_K)$ is defined as V .

We can show

$$\begin{aligned}
E[\mathbb{T}_{\boldsymbol{\theta}_q}^{(0)}(\mathbf{O}; \boldsymbol{\theta}_{q0}, \bar{\boldsymbol{\alpha}}_{K,0})] &= E \left[\frac{d(\bar{A}_K, \mathbf{Z}; \boldsymbol{\theta}_{q0})}{\bar{\pi}_K(\bar{A}_K, \bar{\mathbf{L}}_K; \bar{\boldsymbol{\alpha}}_K)} \times \mathbb{I}(Y \leq h(\bar{A}_K, \mathbf{Z}; \boldsymbol{\theta}_{q0})) - \sum_{\bar{a}_K \in \bar{\mathbb{A}}_K} d(\bar{a}_K, \mathbf{Z}; \boldsymbol{\theta}_{q0}) \times q \right] \\
&= E \left[\sum_{\bar{a}_K \in \bar{\mathbb{A}}_K} \frac{d(\bar{a}_K, \mathbf{Z}; \boldsymbol{\theta}_{q0})}{\bar{\pi}_K(\bar{a}_K, \bar{\mathbf{L}}_K; \bar{\boldsymbol{\alpha}}_{K,0})} \left\{ \mathbb{I}(Y_{\bar{a}_K} \leq h(\bar{a}_K, \mathbf{Z}; \boldsymbol{\theta}_{q0})) - q \right\} \right]
\end{aligned}$$

$$= E \left[\mathbb{U}_{\theta_q}^{IPW}(\mathbf{O}; \boldsymbol{\theta}_{q0}, \boldsymbol{\alpha}_0) \right].$$

Because the IPW estimating score is unbiased (see Lemma 6), we concludes $E[\mathbb{T}_{\theta_q}^{(0)}(\mathbf{O}; \boldsymbol{\theta}_{q0}, \bar{\boldsymbol{\alpha}}_{K,0})] = E[\mathbb{U}_{\theta_q}^{IPW}(\mathbf{O}; \boldsymbol{\theta}_{q0}, \boldsymbol{\alpha}_0)] = \mathbf{0}$.

Next, we can show that the expectation of the second term in $\mathbb{T}_{\theta_q}^{(k)}(\mathbf{O}; \boldsymbol{\theta}_{q0}, \bar{\boldsymbol{\alpha}}_{k,0}, \boldsymbol{\beta}_k^*)$ ($k = 1, \dots, K-1$) is

$$\begin{aligned} & E \left[\sum_{\underline{a}_{k+1} \in \underline{\mathbb{A}}_{k+1}} \frac{d(\bar{A}_k, \underline{a}_{k+1}, \mathbf{Z}; \boldsymbol{\theta}_{q0})}{\bar{\pi}_k(\bar{A}_k, \bar{\mathbf{L}}_k; \bar{\boldsymbol{\alpha}}_{k,0})} \times \Psi_k(h(\bar{A}_k, \underline{a}_{k+1}, \mathbf{Z}; \boldsymbol{\theta}_{q0}), \bar{A}_k, \underline{a}_{k+1}, \bar{\mathbf{L}}_k; \boldsymbol{\beta}_k^*) \right] \\ = & E \left[\sum_{\underline{a}_k \in \underline{\mathbb{A}}_k} \frac{d(\bar{A}_{k-1}, \underline{a}_k, \mathbf{Z}; \boldsymbol{\theta}_{q0}) \times \mathbb{I}(A_k = a_k)}{\bar{\pi}_{k-1}(\bar{A}_{k-1}, \bar{\mathbf{L}}_{k-1}; \bar{\boldsymbol{\alpha}}_{k-1,0}) \times \pi_k(a_k, \bar{A}_{k-1}, \bar{\mathbf{L}}_k; \boldsymbol{\alpha}_{k,0})} \times \Psi_k(h(\bar{A}_{k-1}, \underline{a}_k, \mathbf{Z}; \boldsymbol{\theta}_{q0}), \bar{A}_{k-1}, \underline{a}_k, \bar{\mathbf{L}}_k; \boldsymbol{\beta}_k^*) \right] \\ = & E \left\{ \sum_{\underline{a}_k \in \underline{\mathbb{A}}_k} E \left[\frac{d(\bar{A}_{k-1}, \underline{a}_k, \mathbf{Z}; \boldsymbol{\theta}_{q0}) \times \mathbb{I}(A_k = a_k)}{\bar{\pi}_{k-1}(\bar{A}_{k-1}, \bar{\mathbf{L}}_{k-1}; \bar{\boldsymbol{\alpha}}_{k-1,0}) \times \pi_k(a_k, \bar{A}_{k-1}, \bar{\mathbf{L}}_k; \boldsymbol{\alpha}_{k,0})} \right. \right. \\ & \left. \left. \times \Psi_k(h(\bar{A}_{k-1}, \underline{a}_k, \mathbf{Z}; \boldsymbol{\theta}_{q0}), \bar{A}_{k-1}, \underline{a}_k, \bar{\mathbf{L}}_k; \boldsymbol{\beta}_k^*) \middle| \bar{A}_{k-1}, a_k, \bar{\mathbf{L}}_k \right] \right\} \\ = & E \left\{ \sum_{\underline{a}_k \in \underline{\mathbb{A}}_k} \frac{d(\bar{A}_{k-1}, \underline{a}_k, \mathbf{Z}; \boldsymbol{\theta}_{q0})}{\bar{\pi}_{k-1}(\bar{A}_{k-1}, \bar{\mathbf{L}}_{k-1}; \bar{\boldsymbol{\alpha}}_{k-1,0})} \times \Psi_k(h(\bar{A}_{k-1}, \underline{a}_k, \mathbf{Z}; \boldsymbol{\theta}_{q0}), \bar{A}_{k-1}, \underline{a}_k, \bar{\mathbf{L}}_k; \boldsymbol{\beta}_k^*) \times \right. \\ & \left. E \left[\frac{\mathbb{I}(A_k = a_k)}{\pi_k(a_k, \bar{A}_{k-1}, \bar{\mathbf{L}}_k; \boldsymbol{\alpha}_{k,0})} \middle| \bar{A}_{k-1}, a_k, \bar{\mathbf{L}}_k \right] \right\} \\ & = 1, \text{ by } E[\mathbb{I}(A_k = a_k) | \bar{A}_{k-1}, a_k, \bar{\mathbf{L}}_k] = \pi_k(a_k, \bar{A}_{k-1}, \bar{\mathbf{L}}_k; \boldsymbol{\alpha}_{k,0}) \\ = & E \left[\sum_{\underline{a}_k \in \underline{\mathbb{A}}_k} \frac{d(\bar{A}_{k-1}, \underline{a}_k, \mathbf{Z}; \boldsymbol{\theta}_{q0})}{\bar{\pi}_{k-1}(\bar{A}_{k-1}, \bar{\mathbf{L}}_{k-1}; \bar{\boldsymbol{\alpha}}_{k-1,0})} \times \Psi_k(h(\bar{A}_{k-1}, \underline{a}_k, \mathbf{Z}; \boldsymbol{\theta}_{q0}), \bar{A}_{k-1}, \underline{a}_k, \bar{\mathbf{L}}_k; \boldsymbol{\beta}_k^*) \right], \end{aligned}$$

which is actually the expectation of the first term in $\mathbb{T}_{\theta_q}^{(k)}(\mathbf{O}; \boldsymbol{\theta}_{q0}, \bar{\boldsymbol{\alpha}}_{k,0}, \boldsymbol{\beta}_k^*)$. This suggests that $E[\mathbb{T}_{\theta_q}^{(k)}(\boldsymbol{\theta}_{q0}, \bar{\boldsymbol{\alpha}}_{k,0}, \boldsymbol{\beta}_k^*)] = 0$. This completes the proof. \square

Lemma 12. *Under points 1''–5'', the doubly robust estimator, $\widehat{\boldsymbol{\theta}}_q^{DR*}$, by solving the original doubly robust estimating equation $\mathbb{P}_n[\mathbb{U}_{\theta_q}^{DR}(\mathbf{O}; \boldsymbol{\theta}_q, \widehat{\boldsymbol{\alpha}}, \widehat{\boldsymbol{\beta}})] = \mathbf{0}$ is CAN.*

Proof. Lemma 10 suggests that $\widehat{\boldsymbol{\alpha}} = \boldsymbol{\alpha}^* + o_p(n^{-1/2+\epsilon})$ and $\widehat{\boldsymbol{\beta}} = \boldsymbol{\beta}^* + o_p(n^{-1/2+\epsilon})$. This, along with point 3'', can be used to show that, for any $\epsilon > 0$,

$$\sup_{\boldsymbol{\theta}_q \in \Theta} \left\| \mathbb{P}_n[\mathbb{U}_{\theta_q}^{DR}(\mathbf{O}; \boldsymbol{\theta}_q, \widehat{\boldsymbol{\alpha}}, \widehat{\boldsymbol{\beta}})] - \mathbb{P}_n[\mathbb{U}_{\theta_q}^{DR}(\mathbf{O}; \boldsymbol{\theta}_q, \boldsymbol{\alpha}^*, \boldsymbol{\beta}^*)] \right\| = o_p(n^{-1/2+\epsilon}), \quad \text{a.s.} \quad (\text{s39})$$

Moreover, observing that $E[\mathbb{U}_{\theta_q}^{DR}(\mathbf{O}; \boldsymbol{\theta}_q, \boldsymbol{\alpha}^*, \boldsymbol{\beta}^*) - \bar{\mathbb{U}}_{\theta_q}^{DR}(\mathbf{O}; \boldsymbol{\theta}_q, \boldsymbol{\alpha}^*, \boldsymbol{\beta}^*)] = \mathbf{0}$, we can show

$$\sup_{(\boldsymbol{\alpha}, \boldsymbol{\beta}, \boldsymbol{\theta}_q) \in \Gamma''} \left\| \mathbb{P}_n[\mathbb{U}_{\theta_q}^{DR}(\mathbf{O}; \boldsymbol{\theta}_q, \boldsymbol{\alpha}^*, \boldsymbol{\beta}^*)] - \mathbb{P}_n[\bar{\mathbb{U}}_{\theta_q}^{DR}(\mathbf{O}; \boldsymbol{\theta}_q, \boldsymbol{\alpha}^*, \boldsymbol{\beta}^*)] \right\| = o(n^{-1/2+\epsilon}) \quad \text{a.s.}$$

by uniform law of large numbers. This and (s39) suggest that

$$\sup_{\boldsymbol{\theta}_q \in \Theta} \left\| \mathbb{P}_n[\mathbb{U}_{\theta_q}^{DR}(\mathbf{O}; \boldsymbol{\theta}_q, \widehat{\boldsymbol{\alpha}}, \widehat{\boldsymbol{\beta}})] - \mathbb{P}_n[\bar{\mathbb{U}}_{\theta_q}^{DR}(\mathbf{O}; \boldsymbol{\theta}_q, \boldsymbol{\alpha}^*, \boldsymbol{\beta}^*)] \right\| = o(n^{-1/2+\epsilon}), \quad \text{a.s.} \quad (\text{s40})$$

Because $E[\bar{\mathbb{U}}_{\theta_q}^{DR}(\mathbf{O}; \boldsymbol{\theta}_{q0}, \boldsymbol{\alpha}^*, \boldsymbol{\beta}^*)] = \mathbf{0}$ (Lemma 11) and $\mathbb{P}_n \left[\frac{\partial}{\partial \boldsymbol{\theta}_q} \bar{\mathbb{U}}_{\theta_q}^{DR}(\mathbf{O}; \boldsymbol{\theta}_q, \boldsymbol{\alpha}^*, \boldsymbol{\beta}^*) \Big|_{\boldsymbol{\theta}_q = \boldsymbol{\theta}_{q0}} \right]$ converges to a negative definite matrix, $\boldsymbol{\mathcal{I}}_{\boldsymbol{\theta}_{q0}}^{DR}$ (point 4''), we conclude that $\bar{\mathbb{U}}_{\theta_q}^{DR}(\mathbf{O}; \boldsymbol{\theta}_{q0}, \boldsymbol{\alpha}^*, \boldsymbol{\beta}^*)$ is bounded away from zero for $\boldsymbol{\theta}_q \neq \boldsymbol{\theta}_{q0}$. This, coupled with (s40) and the definition of $\widehat{\boldsymbol{\theta}}_q^{DR*}$, implies that $\widehat{\boldsymbol{\theta}}_q^{DR*}$ is consistent such that $\widehat{\boldsymbol{\theta}}_q^{DR*} \rightarrow \boldsymbol{\theta}_{q0}$, a.s., as $n \rightarrow \infty$.

Next, we prove the asymptotic normality. Specifically, we can show

$$\begin{aligned} & \mathbb{P}_n \left[\mathbb{U}_{\theta_q}^{DR}(\mathbf{O}; \boldsymbol{\theta}_q, \boldsymbol{\alpha}, \boldsymbol{\beta}) - \mathbb{U}_{\theta_q}^{DR}(\mathbf{O}; \boldsymbol{\theta}_{q0}, \boldsymbol{\alpha}^*, \boldsymbol{\beta}^*) \right] \\ = & \mathbb{P}_n \left[\mathbb{U}_{\theta_q}^{IPW}(\mathbf{O}; \boldsymbol{\theta}_q, \boldsymbol{\alpha}) - \mathbb{U}_{\theta_q}^{IPW}(\mathbf{O}; \boldsymbol{\theta}_{q0}, \boldsymbol{\alpha}^*) \right] + \mathbb{P}_n \left[\mathbb{H}_{\theta_q}^{DR}(\mathbf{O}; \boldsymbol{\theta}_q, \boldsymbol{\alpha}, \boldsymbol{\beta}) - \mathbb{H}_{\theta_q}^{DR}(\mathbf{O}; \boldsymbol{\theta}_{q0}, \boldsymbol{\alpha}^*, \boldsymbol{\beta}^*) \right], \end{aligned}$$

where $\mathbb{U}_{\theta_q}^{IPW}(\mathbf{O}; \boldsymbol{\theta}_q, \boldsymbol{\alpha})$ is the unsmoothed IPW estimating score and

$$\begin{aligned} \mathbb{H}_{\theta_q}^{DR}(\mathbf{O}; \boldsymbol{\theta}_q, \boldsymbol{\alpha}, \boldsymbol{\beta}) = & - \frac{d(\bar{A}_K, \mathbf{Z}; \boldsymbol{\theta}_q)}{\bar{\pi}_K(\bar{A}_K, \bar{\mathbf{L}}_K; \boldsymbol{\alpha})} \times \Psi_K \left(h(\bar{A}_K, \mathbf{Z}; \boldsymbol{\theta}_q), \bar{A}_K, \bar{\mathbf{L}}_K; \boldsymbol{\beta}_K \right) \\ & + \sum_{k=1}^{K-1} \mathbb{U}_{\theta_q}^{(k)}(\mathbf{O}; \boldsymbol{\theta}_q, \bar{\boldsymbol{\alpha}}_k, \boldsymbol{\beta}_k, \boldsymbol{\beta}_{k+1}) + \mathbb{U}_{\theta_q}^{(0)}(\mathbf{O}; \boldsymbol{\theta}_q, \boldsymbol{\beta}_1). \end{aligned}$$

From the arguments in the proof of Lemma 7, one can easily verify that

$$\mathbb{P}_n \left[\mathbb{U}_{\theta_q}^{IPW}(\mathbf{O}; \boldsymbol{\theta}_q, \boldsymbol{\alpha}) - \mathbb{U}_{\theta_q}^{IPW}(\mathbf{O}; \boldsymbol{\theta}_{q0}, \boldsymbol{\alpha}^*) \right] = \mathbb{P}_n \left[\bar{\mathbb{U}}_{\theta_q}^{IPW}(\mathbf{O}; \boldsymbol{\theta}_q, \boldsymbol{\alpha}) - \bar{\mathbb{U}}_{\theta_q}^{IPW}(\mathbf{O}; \boldsymbol{\theta}_{q0}, \boldsymbol{\alpha}^*) \right] + o_p(n^{-1/2}),$$

for any $(\boldsymbol{\theta}_q, \boldsymbol{\alpha})$ in the $O(n^{-1/3})$ neighborhood of $(\boldsymbol{\theta}_{q0}, \boldsymbol{\alpha}^*)$. This suggests that

$$\begin{aligned} & \mathbb{P}_n \left[\mathbb{U}_{\theta_q}^{DR}(\mathbf{O}; \boldsymbol{\theta}_q, \boldsymbol{\alpha}, \boldsymbol{\beta}) - \mathbb{U}_{\theta_q}^{DR}(\mathbf{O}; \boldsymbol{\theta}_{q0}, \boldsymbol{\alpha}^*, \boldsymbol{\beta}^*) \right] \\ = & \mathbb{P}_n \left[\bar{\mathbb{U}}_{\theta_q}^{IPW}(\mathbf{O}; \boldsymbol{\theta}_q, \boldsymbol{\alpha}) - \bar{\mathbb{U}}_{\theta_q}^{IPW}(\mathbf{O}; \boldsymbol{\theta}_{q0}, \boldsymbol{\alpha}^*) \right] + \mathbb{P}_n \left[\mathbb{H}_{\theta_q}^{DR}(\mathbf{O}; \boldsymbol{\theta}_q, \boldsymbol{\alpha}, \boldsymbol{\beta}) - \mathbb{H}_{\theta_q}^{DR}(\mathbf{O}; \boldsymbol{\theta}_{q0}, \boldsymbol{\alpha}^*, \boldsymbol{\beta}^*) \right] + o_p(n^{-1/2}) \\ = & \mathbb{P}_n \left[\bar{\mathbb{U}}_{\theta_q}^{DR}(\mathbf{O}; \boldsymbol{\theta}_q, \boldsymbol{\alpha}, \boldsymbol{\beta}) - \bar{\mathbb{U}}_{\theta_q}^{DR}(\mathbf{O}; \boldsymbol{\theta}_{q0}, \boldsymbol{\alpha}^*, \boldsymbol{\beta}^*) \right] + o_p(n^{-1/2}) \end{aligned}$$

By a Taylor's expansion of $\bar{\mathbb{U}}_{\theta_q}^{DR}(\mathbf{O}; \boldsymbol{\theta}_q, \boldsymbol{\alpha}, \boldsymbol{\beta})$ around $(\boldsymbol{\theta}_{q0}, \boldsymbol{\alpha}^*, \boldsymbol{\beta}^*)$, one can obtain

$$\begin{aligned} & \mathbb{P}_n \left[\mathbb{U}_{\theta_q}^{DR}(\mathbf{O}; \boldsymbol{\theta}_q, \boldsymbol{\alpha}, \boldsymbol{\beta}) - \mathbb{U}_{\theta_q}^{DR}(\mathbf{O}; \boldsymbol{\theta}_{q0}, \boldsymbol{\alpha}^*, \boldsymbol{\beta}^*) \right] \\ = & \mathbb{P}_n \left[\bar{\mathbb{U}}_{\theta_q}^{DR}(\mathbf{O}; \boldsymbol{\theta}_{q0}, \boldsymbol{\alpha}^*, \boldsymbol{\beta}^*) \right] + \mathbb{P}_n \left[\frac{\partial}{\partial \boldsymbol{\alpha}} \bar{\mathbb{U}}_{\theta_q}^{DR}(\mathbf{O}; \boldsymbol{\theta}_{q0}, \boldsymbol{\alpha}, \boldsymbol{\beta}^*) \Big|_{\boldsymbol{\alpha} = \boldsymbol{\alpha}^*} \right] (\boldsymbol{\alpha} - \boldsymbol{\alpha}^*) \\ & + \mathbb{P}_n \left[\frac{\partial}{\partial \boldsymbol{\alpha}} \bar{\mathbb{U}}_{\theta_q}^{DR}(\mathbf{O}; \boldsymbol{\theta}_{q0}, \boldsymbol{\alpha}^*, \boldsymbol{\beta}) \Big|_{\boldsymbol{\beta} = \boldsymbol{\beta}^*} \right] (\boldsymbol{\beta} - \boldsymbol{\beta}^*) + \mathbb{P}_n \left[\frac{\partial}{\partial \boldsymbol{\theta}_q} \bar{\mathbb{U}}_{\theta_q}^{DR}(\mathbf{O}; \boldsymbol{\theta}_q, \boldsymbol{\alpha}^*, \boldsymbol{\beta}^*) \Big|_{\boldsymbol{\theta}_q = \boldsymbol{\theta}_{q0}} \right] (\boldsymbol{\theta}_q - \boldsymbol{\theta}_{q0}) \\ & + o_p(n^{-1/2}) \tag{s41} \end{aligned}$$

Because $(\widehat{\boldsymbol{\theta}}_q^{DR*}, \widehat{\boldsymbol{\alpha}}, \widehat{\boldsymbol{\beta}})$ is in the $n^{-1/3}$ neighborhood of $(\boldsymbol{\theta}_{q0}, \boldsymbol{\alpha}^*, \boldsymbol{\beta}^*)$, $\mathbb{P}_n \left[\mathbb{U}_{\theta_q}^{DR}(\mathbf{O}; \widehat{\boldsymbol{\theta}}_q^{DR*}, \widehat{\boldsymbol{\alpha}}, \widehat{\boldsymbol{\beta}}) \right] = \mathbf{0}$, and $\mathbb{P}_n \left[\bar{\mathbb{U}}_{\theta_q}^{DR}(\mathbf{O}; \boldsymbol{\theta}_{q0}, \boldsymbol{\alpha}^*, \boldsymbol{\beta}^*) \right] = \mathbf{0}$, we have that

$$\begin{aligned} \sqrt{n}(\widehat{\boldsymbol{\theta}}_q^{DR*} - \boldsymbol{\theta}_{q0}) = & - \left[\boldsymbol{\mathcal{I}}_{\boldsymbol{\theta}_{q0}}^{DR} \right]^{-1} \sqrt{n} \mathbb{P}_n \left[\mathbb{U}_{\theta_q}^{DR}(\mathbf{O}; \boldsymbol{\theta}_{q0}, \boldsymbol{\alpha}^*, \boldsymbol{\beta}^*) - \boldsymbol{\mathcal{S}}_{\boldsymbol{\theta}_{q0}, \boldsymbol{\alpha}^*}^{DR} \boldsymbol{\mathcal{I}}_{\boldsymbol{\alpha}^*}^{-1} \mathbb{U}_{\boldsymbol{\alpha}}(\mathbf{O}; \boldsymbol{\alpha}^*) \right. \\ & \left. - \boldsymbol{\mathcal{S}}_{\boldsymbol{\theta}_{q0}, \boldsymbol{\beta}^*}^{DR} \boldsymbol{\mathcal{I}}_{\boldsymbol{\beta}^*}^{-1} \mathbb{U}_{\boldsymbol{\beta}}(\mathbf{O}; \boldsymbol{\beta}^*) \right] + o_p(1), \tag{s42} \end{aligned}$$

where $\mathbf{S}_{\theta_{q0}, \alpha^*}^{DR} = E \left[\frac{\partial}{\partial \alpha} \bar{\mathbb{U}}_{\theta_q}^{DR}(\mathbf{O}; \theta_{q0}, \alpha, \beta^*) \Big|_{\alpha=\alpha^*} \right]$ and $\mathbf{S}_{\theta_{q0}, \beta^*}^{DR} = \mathbb{P}_n \left[\frac{\partial}{\partial \beta} \bar{\mathbb{U}}_{\theta_q}^{DR}(\mathbf{O}; \theta_{q0}, \alpha^*, \beta) \Big|_{\beta=\beta^*} \right]$.

Note that the \mathbb{P}_n -term in the previous formula has mean zero. Then, by applying the central limit theorem to the right-hand side of the previous formula, one can easily verify that $\sqrt{n}(\hat{\boldsymbol{\theta}}_q^{DR*} - \boldsymbol{\theta}_{q0})$ converges to a zero-mean multivariate normal distribution with mean zero and a finite variance-covariance matrix. This completes the proof. \square

Lemma 13. *Under points 1''–5'' and conditions (B1)–(B2) regarding the local distribution function $\mathcal{K}(\cdot)$ and bandwidth τ_n , the original doubly robust estimating equation, $\mathbb{P}_n[\mathbb{U}_n^{DR}(\mathbf{O}; \boldsymbol{\theta}_q, \alpha, \beta)]$, and the smoothed doubly robust estimating equation, $\mathbb{P}_n[\tilde{\mathbb{U}}_n^{DR}(\mathbf{O}; \boldsymbol{\theta}_q, \alpha, \beta)]$, are asymptotically equivalent such that*

$$\sqrt{n}\mathbb{P}_n \left[\tilde{\mathbb{U}}_n^{DR}(\mathbf{O}; \boldsymbol{\theta}_q, \alpha, \beta) - \mathbb{U}_n^{DR}(\mathbf{O}; \boldsymbol{\theta}_q, \alpha, \beta) \right] = o_p(1), \quad (\text{s43})$$

uniformly in $(\boldsymbol{\theta}_q, \alpha, \beta) \in \Xi''$.

Proof. The proof is similar to that for Lemma 8 and is omitted for brevity. \square

Lemma 14. *Define $\tilde{\mathbf{S}}_{\theta_q, \alpha}^{DR} = \mathbb{P}_n \left[\frac{\partial}{\partial \alpha} \tilde{\mathbb{U}}_{\theta_q}^{DR}(\mathbf{O}; \boldsymbol{\theta}_q, \alpha) \right]$, $\mathbf{S}_{\theta_q, \alpha, \beta}^{IPW} = E \left[\frac{\partial}{\partial \alpha} \bar{\mathbb{U}}_{\theta_q}^{DR}(\mathbf{O}; \boldsymbol{\theta}_q, \alpha, \beta) \right]$, $\tilde{\mathbf{I}}_{\theta_q}^{DR} = \mathbb{P}_n \left[\frac{\partial}{\partial \theta_q} \tilde{\mathbb{U}}_{\theta_q}^{IPW}(\mathbf{O}; \boldsymbol{\theta}_q, \alpha, \beta) \right]$, and $\mathbf{I}_{\theta_q}^{DR} = E \left[\frac{\partial}{\partial \theta_q} \bar{\mathbb{U}}_{\theta_q}^{DR}(\mathbf{O}; \boldsymbol{\theta}_q, \alpha, \beta) \right]$, then we can show*

$$\tilde{\mathbf{S}}_{\theta_q, \alpha}^{DR} = \mathbf{S}_{\theta_q, \alpha}^{DR} + o_p(1) \quad \text{and} \quad \tilde{\mathbf{I}}_{\theta_q}^{DR} = \mathbf{I}_{\theta_q}^{DR} + o_p(1),$$

uniformly in $(\boldsymbol{\theta}_q, \alpha, \beta) \in \Xi''$.

Proof. The proof is similar to that for Lemma 9 and is omitted for brevity. \square

Proof of Theorem 4

Combining (s40) and (s43), one can show

$$\sup_{\boldsymbol{\theta}_q \in \Theta} \left\| \mathbb{P}_n[\tilde{\mathbb{U}}_{\theta_q}^{DR}(\mathbf{O}; \boldsymbol{\theta}_q, \hat{\alpha}, \hat{\beta})] - \mathbb{P}_n[\bar{\mathbb{U}}_{\theta_q}^{DR}(\mathbf{O}; \boldsymbol{\theta}_q, \alpha^*, \beta^*)] \right\| = o(n^{-1/2+\epsilon}), \quad \text{a.s.}$$

Because $E[\bar{\mathbb{U}}_{\theta_q}^{DR}(\mathbf{O}; \theta_{q0}, \alpha^*, \beta^*)] = \mathbf{0}$ (Lemma 11) and $\mathbb{P}_n \left[\frac{\partial}{\partial \theta_q} \bar{\mathbb{U}}_{\theta_q}^{DR}(\mathbf{O}; \boldsymbol{\theta}_q, \alpha^*, \beta^*) \Big|_{\boldsymbol{\theta}_q=\boldsymbol{\theta}_{q0}} \right]$ converges to a negative definite matrix, $\mathbf{I}_{\theta_{q0}}^{DR}$ (point 4''), it follows that $\mathbb{P}_n[\bar{\mathbb{U}}_{\theta_q}^{DR}(\mathbf{O}; \boldsymbol{\theta}_q, \alpha^*, \beta^*)]$ is bounded away from zero for $\boldsymbol{\theta}_q \neq \boldsymbol{\theta}_{q0}$. This, coupled with the definition of $\hat{\boldsymbol{\theta}}_q^{DR}$, implies that $\hat{\boldsymbol{\theta}}_q^{DR}$ is consistent such that $\hat{\boldsymbol{\theta}}_q^{DR} \rightarrow \boldsymbol{\theta}_{q0}$, a.s., as $n \rightarrow \infty$. Next, we prove the asymptotic normality.

According to Lemma 13, we have

$$\mathbb{P}_n \left[\tilde{\mathbb{U}}_n^{DR}(\mathbf{O}; \boldsymbol{\theta}_q, \alpha, \beta) \right] = \mathbb{P}_n \left[\mathbb{U}_n^{DR}(\mathbf{O}; \boldsymbol{\theta}_q, \alpha, \beta) \right] + o_p(n^{-1/2})$$

By the expansion of $\mathbb{P}_n \left[\mathbb{U}_n^{DR}(\mathbf{O}; \boldsymbol{\theta}_q, \alpha, \beta) \right]$ (see (s41)) in the proof of Lemma 12, we have

$$\begin{aligned} \mathbb{P}_n \left[\tilde{\mathbb{U}}_n^{DR}(\mathbf{O}; \boldsymbol{\theta}_q, \alpha, \beta) \right] &= \mathbb{P}_n \left[\mathbb{U}_{\theta_q}^{DR}(\mathbf{O}; \boldsymbol{\theta}_{q0}, \alpha^*, \beta^*) \right] \\ &\quad + \mathbb{P}_n \left[\frac{\partial}{\partial \alpha} \bar{\mathbb{U}}_{\theta_q}^{DR}(\mathbf{O}; \boldsymbol{\theta}_{q0}, \alpha, \beta^*) \Big|_{\alpha=\alpha^*} \right] (\alpha - \alpha^*) \\ &\quad + \mathbb{P}_n \left[\frac{\partial}{\partial \beta} \bar{\mathbb{U}}_{\theta_q}^{DR}(\mathbf{O}; \boldsymbol{\theta}_{q0}, \alpha^*, \beta) \Big|_{\beta=\beta^*} \right] (\beta - \beta^*) \end{aligned}$$

$$+ \mathbb{P}_n \left[\frac{\partial}{\partial \boldsymbol{\theta}_q} \bar{\mathbb{U}}_{\boldsymbol{\theta}_q}^{DR}(\mathbf{O}; \boldsymbol{\theta}_q, \boldsymbol{\alpha}^*, \boldsymbol{\beta}^*) \Big|_{\boldsymbol{\theta}_q = \boldsymbol{\theta}_{q0}} \right] (\boldsymbol{\theta}_q - \boldsymbol{\theta}_{q0}) + o_p(n^{-1/2}),$$

for any $(\boldsymbol{\theta}_q, \boldsymbol{\alpha}, \boldsymbol{\beta})$ in the $O(n^{-1/3})$ neighborhood of $(\boldsymbol{\theta}_{q0}, \boldsymbol{\alpha}^*, \boldsymbol{\beta}^*)$. Because $(\hat{\boldsymbol{\theta}}_q^{DR}, \hat{\boldsymbol{\alpha}}, \hat{\boldsymbol{\beta}})$ is in the $n^{-1/3}$ neighborhood of $(\boldsymbol{\theta}_{q0}, \boldsymbol{\alpha}^*, \boldsymbol{\beta}^*)$ and $\mathbb{P}_n \left[\tilde{\mathbb{U}}_n^{DR}(\mathbf{O}; \hat{\boldsymbol{\theta}}_q^{DR}, \hat{\boldsymbol{\alpha}}, \hat{\boldsymbol{\beta}}) \right] = \mathbf{0}$, we have

$$\begin{aligned} \sqrt{n}(\hat{\boldsymbol{\theta}}_q^{DR} - \boldsymbol{\theta}_{q0}) &= - \left[\boldsymbol{\mathcal{I}}_{\boldsymbol{\theta}_{q0}}^{DR} \right]^{-1} \sqrt{n} \mathbb{P}_n \left[\mathbb{U}_{\boldsymbol{\theta}_q}^{DR}(\mathbf{O}; \boldsymbol{\theta}_{q0}, \boldsymbol{\alpha}^*, \boldsymbol{\beta}^*) - \boldsymbol{\mathcal{S}}_{\boldsymbol{\theta}_{q0}, \boldsymbol{\alpha}^*}^{DR} \boldsymbol{\mathcal{I}}_{\boldsymbol{\alpha}^*}^{-1} \mathbb{U}_{\boldsymbol{\alpha}}(\mathbf{O}; \boldsymbol{\alpha}^*) \right. \\ &\quad \left. - \boldsymbol{\mathcal{S}}_{\boldsymbol{\theta}_{q0}, \boldsymbol{\beta}^*}^{DR} \boldsymbol{\mathcal{I}}_{\boldsymbol{\beta}^*}^{-1} \mathbb{U}_{\boldsymbol{\beta}}(\mathbf{O}; \boldsymbol{\beta}^*) \right] + o_p(1). \end{aligned}$$

This concludes that $\hat{\boldsymbol{\theta}}_q^{DR}$ and $\hat{\boldsymbol{\theta}}_q^{DR*}$ share the same influence function and therefore they are asymptotically equivalent such that $\sqrt{n}(\hat{\boldsymbol{\theta}}_q^{DR} - \hat{\boldsymbol{\theta}}_q^{DR*}) = o_p(1)$. In addition, we can deduce that $\sqrt{n}(\hat{\boldsymbol{\theta}}_q^{DR} - \boldsymbol{\theta}_{q0})$ converges to a multivariate normal distribution with mean zero and a finite variance-covariance matrix

$$\boldsymbol{\Sigma}^{DR} = \left[\boldsymbol{\mathcal{I}}_{\boldsymbol{\theta}_{q0}}^{DR} \right]^{-1} \boldsymbol{\nu}^{DR} \left[\boldsymbol{\mathcal{I}}_{\boldsymbol{\theta}_{q0}}^{DR} \right]^{-1}$$

where $\boldsymbol{\nu}^{DR} = E \left[\left(\tilde{\mathbb{U}}_{\boldsymbol{\theta}_q}^{DR}(\mathbf{O}; \boldsymbol{\theta}_{q0}, \boldsymbol{\alpha}^*, \boldsymbol{\beta}^*) - \boldsymbol{\mathcal{S}}_{\boldsymbol{\theta}_{q0}, \boldsymbol{\alpha}^*}^{DR} \boldsymbol{\mathcal{I}}_{\boldsymbol{\alpha}^*}^{-1} \mathbb{U}_{\boldsymbol{\alpha}}(\mathbf{O}; \boldsymbol{\alpha}^*) - \boldsymbol{\mathcal{S}}_{\boldsymbol{\theta}_{q0}, \boldsymbol{\beta}^*}^{DR} \boldsymbol{\mathcal{I}}_{\boldsymbol{\beta}^*}^{-1} \mathbb{U}_{\boldsymbol{\beta}}(\mathbf{O}; \boldsymbol{\beta}^*) \right)^{\otimes 2} \right]$.

To show $\hat{\boldsymbol{\Sigma}}^{DR}$ defined below Theorem 3 is a consistent estimator of $\boldsymbol{\Sigma}^{DR}$, one may use the asymptotic normality results for $(\hat{\boldsymbol{\theta}}_q^{DR}, \hat{\boldsymbol{\alpha}}, \hat{\boldsymbol{\beta}})$ along with $\mathbb{P}_n[\tilde{\mathbb{U}}_{\boldsymbol{\theta}_q}^{DR}(\mathbf{O}; \boldsymbol{\theta}_{q0}, \boldsymbol{\alpha}^*, \boldsymbol{\beta}^*)] = \mathbb{P}_n[\mathbb{U}_{\boldsymbol{\theta}_q}^{DR}(\mathbf{O}; \boldsymbol{\theta}_{q0}, \boldsymbol{\alpha}^*, \boldsymbol{\beta}^*)] + o_p(n^{-1/2})$ (Lemma 13), $\tilde{\boldsymbol{\mathcal{S}}}_{\boldsymbol{\theta}_q, \boldsymbol{\alpha}}^{DR} = \boldsymbol{\mathcal{S}}_{\boldsymbol{\theta}_q, \boldsymbol{\alpha}}^{DR} + o_p(1)$ (Lemma 14), $\tilde{\boldsymbol{\mathcal{I}}}_{\boldsymbol{\theta}_q}^{DR} = \boldsymbol{\mathcal{I}}_{\boldsymbol{\theta}_q}^{DR} + o_p(1)$ (Lemma 14), and $\tilde{\boldsymbol{\mathcal{S}}}_{\boldsymbol{\theta}_q, \boldsymbol{\beta}}^{DR} = \boldsymbol{\mathcal{S}}_{\boldsymbol{\theta}_q, \boldsymbol{\beta}}^{DR}$.

Appendix F: Supporting information for the simulation study

The longitudinal data $\mathbf{O} = \{\mathbf{L}_1 = (L_{11}, L_{12}), A_1, \mathbf{L}_2 = (L_{21}, L_{22}), A_2, \mathbf{L}_3 = (L_{31}, L_{32}), A_3, Y\}$ are generated as follows. First, we simulate the baseline covariates $\mathbf{L}_1 = (L_{11}, L_{12})$ from two independent standard normal distributions $N(0, 1)$, and then generate the first treatment A_1 based on the probability mass function $f_{A_1|\mathbf{L}_1}(1|\mathbf{L}_1) = \text{logit}(\alpha_{10} + \phi L_{11} + 2\phi\mathbb{I}(L_{12} > 0))$, where $\text{logit}(x) = \log(x/(1-x))$, choice of ϕ is given at the end of this paragraph, and α_{10} is chosen such that half of the subjects receive treatment at period 1. We further simulate the covariates $\mathbf{L}_2 = [L_{21}, L_{22}]$ by $L_{21} = X_{21} + A_1$ and $L_{22} = X_{22} + 2A_1$, where X_{21} and X_{22} are generated as two independent $N(0, 1)$ random variables. Next, the second treatment A_2 is generated by $f_{A_2|A_1, \bar{\mathbf{L}}_2}(1|A_1, \bar{\mathbf{L}}_2) = \text{logit}(\alpha_{20} - 1.5A_1 + \phi L_{21} + 2\phi\mathbb{I}(L_{22} > 0))$, where α_{20} is chosen such that half of the subjects receive treatment at period 2. Then, the covariates after the second treatment, $\mathbf{L}_3 = (L_{31}, L_{32})$, are generated by $L_{31} = X_{31} + A_2$ and $L_{32} = X_{32} + 2A_2$, where X_{31} and X_{32} are simulated by two independent $N(0, 1)$. Next, we generate the third treatment by $f_{A_3|\bar{A}_2, \bar{\mathbf{L}}_3}(1|\bar{A}_2, \bar{\mathbf{L}}_3) = \text{logit}(\alpha_{30} - 1.5A_2 + \phi L_{31} + 2\phi\mathbb{I}(L_{32} > 0))$, where α_{30} is chosen such that half of the subjects receive treatment at period 3. Finally, the observed outcome Y was generated by the following normal distribution $Y|\bar{A}_3, \bar{\mathbf{L}}_3 \sim N(10 - 10\sum_{k=1}^3 A_k + \sum_{k=1}^3 (2L_{k1} + 2L_{k2}), 4 + 12A_3)$. In the data generation process, the parameter ϕ controls the propensity scores overlap between the treatment and control group at each time period. In Scenarios I and II, we choose $\phi = 1$ and 1.5 to represent a moderate and weak overlap of the treatment-specific propensity score distribution. The distribution of the true propensity scores is shown in Figure 1 in the Supplementary Material.

According to the data generation process shown above, the distribution of the potential outcome given \bar{A}_3 and $\bar{\mathbf{L}}_3$ is

$$Y_{\bar{A}_3}|\bar{A}_3, \bar{\mathbf{L}}_3 \sim N(10 + \sum_{k=1}^3 (-10A_k + 2L_{k1} + 2L_{k2}), 4 + 12A_3).$$

Next, we derive the distribution of the potential outcome given \bar{A}_2 and $\bar{\mathbf{L}}_2$. Specifically, because $L_{31} = Z_{31} + A_2$ and $L_{32} = Z_{32} + 2A_2$, we have

$$\begin{aligned} Y_{\bar{A}_2, a_3} &= 10 + \sum_{k=1}^2 (-10A_k + 2L_{k1} + 2L_{k2}) - 10a_3 + 2(Z_{31} + A_2) + 2(Z_{32} + 2A_2) + \epsilon \\ &\quad (\text{In above, } \epsilon_3 \sim N(0, 4 + 12a_3)) \\ &= 10 - 10A_1 - 4A_2 - 10a_3 + \sum_{k=1}^2 (2L_{k1} + 2L_{k2}) + (2Z_{31} + 2Z_{32}) + \epsilon \\ &= 10 - 10A_1 - 4A_2 - 10a_3 + \sum_{k=1}^2 (2L_{k1} + 2L_{k2}) + \epsilon_3 \end{aligned}$$

where $\epsilon_2 = (2Z_{31} + 2Z_{32} + \epsilon_3) \sim N(0, 12 + 12a_3)$. This suggests that

$$Y_{\bar{A}_2, a_3}|\bar{A}_2, \bar{\mathbf{L}}_2 \sim N(10 - 10A_1 - 4A_2 - 10a_3 + \sum_{k=1}^2 (2L_{k1} + 2L_{k2}), 12 + 12a_3).$$

Then, we derive the distributon of the potential outcome given A_1 and \mathbf{L}_1 . Specifically, because $L_{21} = Z_{21} + A_1$ and $L_{22} = Z_{22} + 2A_1$, we have

$$\begin{aligned}
Y_{A_1, a_2} &= 10 - 10A_1 - 4a_2 - 10a_3 + \sum_{k=1}^2 (2L_{k1} + 2L_{k2}) + \epsilon_2 \\
&= 10 - 10A_1 - 4a_2 - 10a_3 + (2L_{11} + 2L_{12}) + 2(Z_{21} + A_1) + 2(Z_{22} + 2A_1) + \epsilon_2 \\
&= 10 - 4A_1 - 4a_2 - 10a_3 + (2L_{11} + 2L_{12}) + 2Z_{21} + 2Z_{22} + \epsilon_2 \\
&= 10 - 4A_1 - 4a_2 - 10a_3 + 2L_{11} + 2L_{12} + \epsilon_1
\end{aligned}$$

where $\epsilon_1 = (2Z_{21} + 2Z_{22} + \epsilon_2) \sim N(0, 20 + 12a_3)$. This suggests that

$$Y_{A_1, a_2} | A_1, \mathbf{L}_1 \sim N(10 - 4A_1 - 4a_2 - 10a_3 + 2L_{11} + 2L_{12}, 20 + 12a_3).$$

Finally, we derive the marginal distribution of the potential outcome. Noticing $L_{11} \sim N(0, 1)$ and $L_{12} \sim N(0, 1)$, we have

$$\begin{aligned}
Y_{\bar{a}_3} &= 10 - 4a_1 - 4a_2 - 10a_3 + 2L_{11} + 2L_{12} + \epsilon_1 \\
&= 10 - 4a_1 - 4a_2 - 10a_3 + \epsilon
\end{aligned}$$

where $\epsilon = (2L_{11} + 2L_{12} + \epsilon_1) \sim N(0, 28 + 12a_3)$. This indicates

$$Y_{\bar{a}_3} \sim N(10 - 4a_1 - 4a_2 - 10a_3, 28 + 12a_3).$$

Therefore, the correct quantile model for the q -th quantile of $Y_{\bar{a}_3}$ is

$$\begin{aligned}
Q_{Y_{\bar{a}_3}}^{(q)} &= (10 + \sqrt{28}z_q) - 4a_1 - 4a_2 + \left((\sqrt{40} - \sqrt{28})z_q - 10 \right) a_3 \\
&\approx (10 + 5.292z_q) - 4a_1 - 4a_2 + (-10 + 1.033z_q)a_3
\end{aligned}$$

where z_q is the q -th quantile for a standard normal distribution such that $z_{0.5} = 0$, $z_{0.75} = 0.675$, and $z_{0.25} = -0.675$.

Appendix G: Proof of Proposition 1

Let $\phi(y; \mu, \sigma^2) = \frac{1}{\sqrt{2\pi\sigma^2}} \exp\left(-\frac{(y-\mu)^2}{2\sigma^2}\right)$ be the population density function for $N(\mu, \sigma^2)$. Also, let $\phi'(y; \mu, \sigma^2) = -\frac{y-\mu}{\sigma^2} \times \phi(y; \mu, \sigma^2)$ denote the first derivative of $\phi(y; \mu, \sigma^2)$ in terms of y . Then, the sensitivity function has the follow form

$$\begin{aligned} c_k(y, \bar{a}_K, \bar{\mathbf{l}}_k) &= F_{Y_{\bar{a}_K} | \bar{A}_k, \bar{\mathbf{L}}_k}(y | \bar{a}_k, \bar{\mathbf{l}}_k) - F_{Y_{\bar{a}_K} | \bar{A}_k, \bar{\mathbf{L}}_k}(y | 1 - a_k, \bar{a}_{k-1}, \bar{\mathbf{l}}_k) \\ &= \int_{-\infty}^y \phi\left(u; \mu_k(\bar{a}_K, \bar{\mathbf{l}}_k), \sigma_k^2(\bar{a}_K, \bar{\mathbf{l}}_k)\right) - \phi\left(u; \mu_k(\bar{a}_K, \bar{\mathbf{l}}_k) - s_k(\bar{a}_K, \bar{\mathbf{l}}_k), \sigma_k^2(\bar{a}_K, \bar{\mathbf{l}}_k)\right) du. \end{aligned}$$

Since the mean shift $s_k(\bar{a}_K, \bar{\mathbf{l}}_k)$ is assumed small, we can apply a first-order Taylor expansion on $\phi\left(u; \mu_k(\bar{a}_K, \bar{\mathbf{l}}_k) - s_k(\bar{a}_K, \bar{\mathbf{l}}_k), \sigma_k^2(\bar{a}_K, \bar{\mathbf{l}}_k)\right)$ with respect to $s_k(\bar{a}_K, \bar{\mathbf{l}}_k)$ around 0. This suggests that

$$\begin{aligned} c_k(y, \bar{a}_K, \bar{\mathbf{l}}_k) &\approx \int_{-\infty}^y \phi\left(u; \mu_k(\bar{a}_K, \bar{\mathbf{l}}_k), \sigma_k^2(\bar{a}_K, \bar{\mathbf{l}}_k)\right) - \phi\left(u; \mu_k(\bar{a}_K, \bar{\mathbf{l}}_k), \sigma_k^2(\bar{a}_K, \bar{\mathbf{l}}_k)\right) \\ &\quad + \phi\left(u; \mu_k(\bar{a}_K, \bar{\mathbf{l}}_k), \sigma_k^2(\bar{a}_K, \bar{\mathbf{l}}_k)\right) \times \frac{(u - \mu_k(\bar{a}_K, \bar{\mathbf{l}}_k)) \times s_k(\bar{a}_K, \bar{\mathbf{l}}_k)}{\sigma_k^2(\bar{a}_K, \bar{\mathbf{l}}_k)} du \\ &= \int_{-\infty}^y \phi\left(u; \mu_k(\bar{a}_K, \bar{\mathbf{l}}_k), \sigma_k^2(\bar{a}_K, \bar{\mathbf{l}}_k)\right) \times \frac{(u - \mu_k(\bar{a}_K, \bar{\mathbf{l}}_k)) \times s_k(\bar{a}_K, \bar{\mathbf{l}}_k)}{\sigma_k^2(\bar{a}_K, \bar{\mathbf{l}}_k)} du \\ &= \int_{-\infty}^y s_k(\bar{a}_K, \bar{\mathbf{l}}_k) \times \phi'\left(y; \mu_k(\bar{a}_K, \bar{\mathbf{l}}_k), \sigma_k^2(\bar{a}_K, \bar{\mathbf{l}}_k)\right) du \\ &= -s_k(\bar{a}_K, \bar{\mathbf{l}}_k) \times \phi\left(u; \mu_k(\bar{a}_K, \bar{\mathbf{l}}_k), \sigma_k^2(\bar{a}_K, \bar{\mathbf{l}}_k)\right) \\ &= -\frac{s_k(\bar{a}_K, \bar{\mathbf{l}}_k)}{\sqrt{2\pi\sigma_k^2(\bar{a}_K, \bar{\mathbf{l}}_k)}} \times \exp\left\{-\frac{(y - \mu_k(\bar{a}_K, \bar{\mathbf{l}}_k))^2}{2\sigma_k^2(\bar{a}_K, \bar{\mathbf{l}}_k)}\right\}. \end{aligned}$$

It is then immediate that this is identical to (15) with $r_k(\bar{a}_K, \bar{\mathbf{l}}_k, \gamma_{1k}) = -\frac{s_k(\bar{a}_K, \bar{\mathbf{l}}_k)}{\sqrt{2\pi\sigma_k^2(\bar{a}_K, \bar{\mathbf{l}}_k)}}$, $b_k(\bar{a}_K, \bar{\mathbf{l}}_k, \gamma_{2k}) = |s_k(\bar{a}_K, \bar{\mathbf{l}}_k)|$, and $m_k(\bar{a}_K, \bar{\mathbf{l}}_k, \gamma_{3k}) = \mu_k(\bar{a}_K, \bar{\mathbf{l}}_k)$.

Appendix H: Asymptotic properties of the augmented estimators (Proof of Theorem 5)

Appendix H.1: Proof of Theorem 5(i)

Rewrite the augmented IPW estimating equation (17) as $\mathbb{P}_n \left[\widetilde{\mathbb{U}}_{\boldsymbol{\theta}_q}^{AIPW}(\mathbf{O}; \boldsymbol{\theta}_q, \widehat{\boldsymbol{\alpha}}) \right] = \mathbf{0}$. Define

$$\begin{aligned} & \mathbb{P}_n \left[\mathbb{U}_{\boldsymbol{\theta}_q}^{AIPW}(\mathbf{O}; \boldsymbol{\theta}_q, \widehat{\boldsymbol{\alpha}}) \right] \\ = & \mathbb{P}_n \left[\frac{d(\bar{A}_K, \mathbf{Z}; \boldsymbol{\theta}_q)}{\bar{\pi}_K(\bar{A}_K, \bar{\mathbf{L}}_K, \widehat{\boldsymbol{\alpha}})} \left\{ \mathbb{I}(Y \leq h(\bar{A}_K, \mathbf{Z}; \boldsymbol{\theta}_q)) - \sum_{k=1}^K c_k^*(h(\bar{A}_K, \mathbf{Z}; \boldsymbol{\theta}_q), \bar{A}_K, \bar{\mathbf{L}}_k; \boldsymbol{\gamma}_k, \widehat{\boldsymbol{\alpha}}_k) - q \right\} \right] = \mathbf{0} \end{aligned} \quad (\text{s44})$$

as the unsmoothed counterpart of $\mathbb{P}_n \left[\widetilde{\mathbb{U}}_{\boldsymbol{\theta}_q}^{AIPW}(\mathbf{O}; \widehat{\boldsymbol{\alpha}}, \boldsymbol{\theta}_q) \right] = \mathbf{0}$. Also, define $\mathbb{P}_n \left[\bar{\mathbb{U}}_{\boldsymbol{\theta}_q}^{AIPW}(\mathbf{O}; \boldsymbol{\theta}_q, \widehat{\boldsymbol{\alpha}}) \right]$ as $\mathbb{P}_n \left[\mathbb{U}_{\boldsymbol{\theta}_q}^{AIPW}(\mathbf{O}; \boldsymbol{\theta}_q, \widehat{\boldsymbol{\alpha}}) \right]$ with $\mathbb{I}(Y \leq h(\bar{A}_K, \mathbf{Z}; \boldsymbol{\theta}_q))$ in replacement by $F_{Y|\bar{A}_K, \bar{\mathbf{L}}_K}(h(\bar{A}_K, \mathbf{Z}; \boldsymbol{\theta}_q) | \bar{A}_K, \bar{\mathbf{L}}_K)$. The following lemma will be used repeatedly in the proof of the unbiasedness of the augmented estimating equations.

Lemma 15. *If the propensity score models are correct (i.e., $\pi_k(\bar{A}_k, \bar{\mathbf{L}}_k; \boldsymbol{\alpha}_{k,0}) = f_{A_k|\bar{A}_{k-1}, \bar{\mathbf{L}}_{k-1}}$, $k = 1, \dots, K$), and the working confounding functions are correct (i.e., $c_k(y, \bar{A}_K, \bar{\mathbf{L}}_k; \boldsymbol{\gamma}_k) = c_k(y, \bar{A}_K, \bar{\mathbf{L}}_k)$, $k = 1, \dots, K$), then we have*

$$c_k^*(y, \bar{a}_K, \bar{\mathbf{l}}_k; \boldsymbol{\gamma}_k, \boldsymbol{\alpha}_{k,0}) = F_{Y_{\bar{a}_K}|\bar{A}_k, \bar{\mathbf{L}}_k}(y|\bar{a}_k, \bar{\mathbf{l}}_k) - F_{Y_{\bar{a}_K}|\bar{A}_{k-1}, \bar{\mathbf{L}}_k}(y|\bar{a}_{k-1}, \bar{\mathbf{l}}_k),$$

which measures the difference of the probability of the potential outcome $Y_{\bar{a}_K} < y$ given $\bar{A}_k = \bar{a}_K$ and $\bar{\mathbf{L}}_k = \bar{\mathbf{l}}_k$ as compared to it given $\bar{A}_{k-1} = \bar{a}_{k-1}$ and $\bar{\mathbf{L}}_k = \bar{\mathbf{l}}_k$.

Proof. This is immediate after observing the following relationship:

$$\begin{aligned} & c_k^*(y, \bar{a}_K, \bar{\mathbf{l}}_k; \boldsymbol{\gamma}_k, \boldsymbol{\alpha}_{k,0}) \\ = & c_k(y, \bar{a}_K, \bar{\mathbf{l}}_k; \boldsymbol{\gamma}_k) \times \pi_k(1 - a_k, \bar{a}_{k-1}, \bar{\mathbf{l}}_k; \boldsymbol{\alpha}_{k,0}) \\ = & c_k(y, \bar{a}_K, \bar{\mathbf{l}}_k) \times f_{A_k|\bar{A}_{k-1}, \bar{\mathbf{L}}_k}(1 - a_k | \bar{a}_{k-1}, \bar{\mathbf{l}}_k) \\ = & \left(F_{Y_{\bar{a}_K}|\bar{A}_k, \bar{\mathbf{L}}_k}(y|\bar{a}_k, \bar{\mathbf{l}}_k) - F_{Y_{\bar{a}_K}|\bar{A}_k, \bar{\mathbf{L}}_k}(y|1 - a_k, \bar{a}_{k-1}, \bar{\mathbf{l}}_k) \right) \times f_{A_k|\bar{A}_{k-1}, \bar{\mathbf{L}}_k}(1 - a_k | \bar{a}_{k-1}, \bar{\mathbf{l}}_k) \\ = & F_{Y_{\bar{a}_K}|\bar{A}_k, \bar{\mathbf{L}}_k}(y|\bar{a}_k, \bar{\mathbf{l}}_k) f_{A_k|\bar{A}_{k-1}, \bar{\mathbf{L}}_k} - F_{Y_{\bar{a}_K}|\bar{A}_k, \bar{\mathbf{L}}_k}(y|\bar{a}_k, \bar{\mathbf{l}}_k) f_{A_k|\bar{A}_{k-1}, \bar{\mathbf{L}}_k}(a_k | \bar{a}_{k-1}, \bar{\mathbf{l}}_k) \\ & - F_{Y_{\bar{a}_K}|\bar{A}_k, \bar{\mathbf{L}}_k}(y|1 - a_k, \bar{a}_{k-1}, \bar{\mathbf{l}}_k) f_{A_k|\bar{A}_{k-1}, \bar{\mathbf{L}}_k}(1 - a_k | \bar{a}_{k-1}, \bar{\mathbf{l}}_k) \\ = & F_{Y_{\bar{a}_K}|\bar{A}_k, \bar{\mathbf{L}}_k}(y|\bar{a}_k, \bar{\mathbf{l}}_k) - F_{Y_{\bar{a}_K}|\bar{A}_{k-1}, \bar{\mathbf{L}}_k}(y|\bar{a}_{k-1}, \bar{\mathbf{l}}_k). \end{aligned}$$

□

When the propensity score models are correct (i.e., $\pi_k(\bar{A}_k, \bar{\mathbf{L}}_k; \boldsymbol{\alpha}_{k,0}) = f_{A_k|\bar{A}_{k-1}, \bar{\mathbf{L}}_{k-1}}$, $k = 1, \dots, K$), the following Lemma shows that (s44) is an unbiased estimating equation such that $E[\mathbb{U}_{\boldsymbol{\theta}_q}^{AIPW}(\mathbf{O}; \boldsymbol{\theta}_{q0}, \boldsymbol{\alpha}_0)] = \mathbf{0}$ if Assumptions (A1), (A3) and (A4) hold and the working confounding functions are correct (i.e., $c_k(y, \bar{A}_K, \bar{\mathbf{L}}_k; \boldsymbol{\gamma}_k) = c_k(y, \bar{A}_K, \bar{\mathbf{L}}_k)$, $k = 1, \dots, K$).

Lemma 16. *We have that $E[\mathbb{U}_{\boldsymbol{\theta}_q}^{AIPW}(\mathbf{O}; \boldsymbol{\theta}_{q0}, \boldsymbol{\alpha}_0)] = \mathbf{0}$ if identifiability assumptions (A1), (A3), and (A4) hold and the working confounding functions are correct (i.e., $c_k(y, \bar{A}_K, \bar{\mathbf{L}}_k; \boldsymbol{\gamma}_k) = c_k(y, \bar{A}_K, \bar{\mathbf{L}}_k)$, $k = 1, \dots, K$).*

Proof. First, we can show

$$\begin{aligned}
& E \left[\mathbb{U}_{\boldsymbol{\theta}_q}^{AIPW}(\mathbf{O}; \boldsymbol{\theta}_{q0}, \boldsymbol{\alpha}_0) \right] \\
&= E \left[E \left[\sum_{\bar{a}_K \in \bar{\mathbb{A}}_K} d(\bar{a}_K, \mathbf{Z}; \boldsymbol{\theta}_{q0}) \left(\prod_{k=1}^K \frac{\mathbb{I}(A_k = a_k)}{\pi_k(a_k, \bar{\mathbf{L}}_k; \boldsymbol{\alpha}_{k,0})} \right) \{ \mathbb{I}(Y_{\bar{a}_K} \leq h(\bar{a}_K, \mathbf{Z}; \boldsymbol{\theta}_{q0})) \right. \right. \\
&\quad \left. \left. - \sum_{k=1}^K c_k^*(h(\bar{a}_K, \mathbf{Z}; \boldsymbol{\theta}_q), \bar{a}_K, \bar{\mathbf{L}}_k; \boldsymbol{\gamma}_k, \boldsymbol{\alpha}_{k,0}) - q) \right\} \middle| \bar{A}_K = \bar{a}_K, \bar{\mathbf{L}}_K \right] \\
&= E \left[\sum_{\bar{a}_K \in \bar{\mathbb{A}}_K} d(\bar{a}_K, \mathbf{Z}; \boldsymbol{\theta}_{q0}) \left(\prod_{k=1}^K \frac{\mathbb{I}(A_k = a_k)}{\pi_k(a_k, \bar{\mathbf{L}}_k; \boldsymbol{\alpha}_{k,0})} \right) \left\{ F_{Y_{\bar{a}_K} | \bar{A}_K, \bar{\mathbf{L}}_K}(h(\bar{a}_K, \mathbf{Z}; \boldsymbol{\theta}_{q0}) | \bar{a}_K, \bar{\mathbf{L}}_K) \right. \right. \\
&\quad \left. \left. - \sum_{k=1}^K c_k^*(h(\bar{a}_K, \mathbf{Z}; \boldsymbol{\theta}_{q0}), \bar{a}_K, \bar{\mathbf{L}}_k; \boldsymbol{\gamma}_k, \boldsymbol{\alpha}_{k,0}) - q) \right\} \right] \tag{s45}
\end{aligned}$$

Then, we can rewrite the previous expectation as an iterative expectation with the internal expectation conditional on $\bar{A}_{K-1} = \bar{a}_{K-1}, \bar{\mathbf{L}}_K$:

$$\begin{aligned}
\text{(s45)} &= E \left[\sum_{\bar{a}_K \in \bar{\mathbb{A}}_K} d(\bar{a}_K, \mathbf{Z}; \boldsymbol{\theta}_{q0}) \left(\prod_{k=1}^{K-1} \frac{\mathbb{I}(A_k = a_k)}{\pi_k(a_k, \bar{\mathbf{L}}_k; \boldsymbol{\alpha}_{k,0})} \right) E \left[\frac{\mathbb{I}(A_K = a_K)}{\pi_K(a_K, \bar{\mathbf{L}}_K; \boldsymbol{\alpha}_{K,0})} \times \right. \right. \\
&\quad \left. \left. \left\{ F_{Y_{\bar{a}_K} | \bar{A}_K, \bar{\mathbf{L}}_K}(h(\bar{a}_K, \mathbf{Z}; \boldsymbol{\theta}_{q0}) | \bar{a}_K, \bar{\mathbf{L}}_K) - \sum_{k=1}^K c_k(h(\bar{a}_K, \mathbf{Z}; \boldsymbol{\theta}_{q0}), \bar{a}_K, \bar{\mathbf{L}}_k; \boldsymbol{\gamma}_k, \boldsymbol{\alpha}_{k,0}) - q \right\} \middle| \bar{A}_{K-1} = \bar{a}_{K-1}, \bar{\mathbf{L}}_K \right] \right] \\
&\quad \text{(by Lemma 15, we have } F_{Y_{\bar{a}_K} | \bar{A}_K, \bar{\mathbf{L}}_K}(y | \bar{a}_K, \bar{\mathbf{L}}_K) = \\
&\quad F_{Y_{\bar{a}_{K-1}, a_K} | \bar{A}_{K-1}, \bar{\mathbf{L}}_K}(y | \bar{a}_{K-1}, \bar{\mathbf{L}}_K) + c_K^*(y, \bar{a}_K, \bar{\mathbf{L}}_K; \boldsymbol{\gamma}_K, \boldsymbol{\alpha}_{K,0}), \text{ and therefore)} \\
&= E \left[\sum_{\bar{a}_K \in \bar{\mathbb{A}}_K} d(\bar{a}_K, \mathbf{Z}; \boldsymbol{\theta}_{q0}) \left(\prod_{k=1}^{K-1} \frac{\mathbb{I}(A_k = a_k)}{\pi_k(a_k, \bar{\mathbf{L}}_k; \boldsymbol{\alpha}_{k,0})} \right) \underbrace{E \left[\frac{\mathbb{I}(A_K = a_K)}{\pi_K(a_K, \bar{\mathbf{L}}_K; \boldsymbol{\alpha}_{K,0})} \middle| \bar{A}_{K-1} = \bar{a}_{K-1}, \bar{\mathbf{L}}_K \right]}_{=1} \times \right. \\
&\quad \left. E \left[F_{Y_{\bar{a}_{K-1}, a_K} | \bar{A}_{K-1}, \bar{\mathbf{L}}_K}(h(\bar{a}_K, \mathbf{Z}; \boldsymbol{\theta}_{q0}) | \bar{a}_{K-1}, \bar{\mathbf{L}}_K) - \sum_{k=1}^{K-1} c_k(h(\bar{a}_K, \mathbf{Z}; \boldsymbol{\theta}_{q0}), \bar{a}_K, \bar{\mathbf{L}}_k; \boldsymbol{\gamma}_k, \boldsymbol{\alpha}_{k,0}) - q \middle| \bar{A}_{K-1} = \bar{a}_{K-1}, \bar{\mathbf{L}}_K \right] \right] \\
&= E \left[\sum_{\bar{a}_K \in \bar{\mathbb{A}}_K} d(\bar{a}_K, \mathbf{Z}; \boldsymbol{\theta}_{q0}) \left(\prod_{k=1}^{K-1} \frac{\mathbb{I}(A_k = a_k)}{\pi_k(a_k, \bar{\mathbf{L}}_k; \boldsymbol{\alpha}_{k,0})} \right) \times \right. \\
&\quad \left. \left\{ F_{Y_{\bar{a}_{K-1}, a_K} | \bar{A}_{K-1}, \bar{\mathbf{L}}_K}(h(\bar{a}_K, \mathbf{Z}; \boldsymbol{\theta}_{q0}) | \bar{a}_{K-1}, \bar{\mathbf{L}}_K) - \sum_{k=1}^{K-1} c_k(h(\bar{a}_K, \mathbf{Z}; \boldsymbol{\theta}_{q0}), \bar{a}_K, \bar{\mathbf{L}}_k; \boldsymbol{\gamma}_k, \boldsymbol{\alpha}_{k,0}) - q \right\} \right]
\end{aligned}$$

Then, applying the iterative expectation strategy with the inner expectation conditional on $\bar{A}_{K-2} = \bar{a}_{K-2}, \bar{\mathbf{L}}_{K-1}$, we can rewrite the last equation of the previous formula as

$$\begin{aligned}
\text{(s45)} &= E \left[\sum_{\bar{a}_K \in \bar{\mathbb{A}}_K} d(\bar{a}_K, \mathbf{Z}; \boldsymbol{\theta}_{q0}) \left(\prod_{k=1}^{K-2} \frac{\mathbb{I}(A_k = a_k)}{\pi_k(a_k, \bar{\mathbf{L}}_k; \boldsymbol{\alpha}_{k,0})} \right) \times \right. \\
&\quad \left. \left\{ F_{Y_{\bar{a}_{K-2}, a_{K-1}} | \bar{A}_{K-2}, \bar{\mathbf{L}}_{K-1}}(h(\bar{a}_K, \mathbf{Z}; \boldsymbol{\theta}_{q0}) | \bar{a}_{K-2}, \bar{\mathbf{L}}_{K-1}) - \sum_{k=1}^{K-2} c_k(h(\bar{a}_K, \mathbf{Z}; \boldsymbol{\theta}_{q0}), \bar{a}_K, \bar{\mathbf{L}}_k; \boldsymbol{\gamma}_k, \boldsymbol{\alpha}_{k,0}) - q \right\} \right]
\end{aligned}$$

Repeating down to $k = 1$ gives the following formula

$$E \left[\mathbb{U}_{\boldsymbol{\theta}_q}^{AIPW^*}(\mathbf{O}; \boldsymbol{\theta}_{q0}, \boldsymbol{\alpha}_0) \right] = E \left[\sum_{\bar{a}_K \in \bar{\mathbb{A}}_K} d(\bar{a}_K, \mathbf{Z}; \boldsymbol{\theta}_{q0}) \times \left\{ \mathbb{I}(Y_{\bar{a}_K} \leq h(\bar{a}_K, \mathbf{Z}; \boldsymbol{\theta}_{q0})) - q \right\} \right]$$

This completes the proof. \square

Now we ensure that unsmoothed AIPW estimating equation, $\mathbb{P}_n \left[\mathbb{U}_{\theta_q}^{AIPW}(\mathbf{O}; \theta_q, \hat{\alpha}) \right] = \mathbf{0}$, is an unbiased estimating equation. Then, applying similar strategy used in Lemma 7, we can show that the AIPW estimator by solving the unsmoothed AIPW estimating equation, denoted by $\hat{\theta}_q^{AIPW*}$, is consistent and asymptotically normal if the propensity score models are correctly specified and the working confounding functions are true. Finally, we can also show that $\hat{\theta}_q^{AIPW}$ by solving the smoothed AIPW estimating equation, $\mathbb{P}_n \left[\tilde{\mathbb{U}}_{\theta_q}^{AIPW}(\mathbf{O}; \theta_q, \hat{\alpha}) \right] = \mathbf{0}$, is consistent and asymptotically normal by applying the similar strategy used in the proof for Theorem 2. Specifically, we can show

$$\sqrt{n}(\hat{\theta}_q^{AIPW} - \theta_{q0}) = - \left[\mathcal{I}_{\theta_{q0}}^{AIPW} \right]^{-1} \sqrt{n} \mathbb{P}_n \left[\mathbb{U}_{\theta_{q0}}^{AIPW}(\mathbf{O}; \theta_{q0}, \alpha_0) - \mathcal{S}_{\theta_{q0}, \alpha_0}^{AIPW} \mathcal{I}_{\alpha_0}^{-1} \mathbb{U}_{\alpha}(\mathbf{O}; \alpha_0) \right] + o_p(1),$$

where $\mathcal{I}_{\theta_{q0}}^{AIPW} = E \left[\frac{\partial}{\partial \theta_q} \bar{\mathbb{U}}_{\theta_q}^{AIPW}(\mathbf{O}; \theta_q, \alpha_0) \Big|_{\theta_q = \theta_{q0}} \right]$ and $\mathcal{S}_{\theta_{q0}, \alpha_0}^{AIPW} = E \left[\frac{\partial}{\partial \theta_q} \bar{\mathbb{U}}_{\theta_q}^{AIPW}(\mathbf{O}; \theta_{q0}, \alpha) \Big|_{\alpha = \alpha_0} \right]$, and definitions of \mathcal{I}_{α_0} and $\mathbb{U}_{\alpha}(\mathbf{O}; \alpha_0)$ are given in Appendix C. Therefore, one can conclude that $\sqrt{n}(\hat{\theta}_q^{AIPW} - \theta_{q0})$ converges to a multivariate normal distribution with mean zero and a finite variance-covariance matrix $\Sigma^{AIPW} = \left[\mathcal{I}_{\theta_{q0}}^{AIPW} \right]^{-1} \mathcal{V}^{AIPW} \left[\mathcal{I}_{\theta_{q0}}^{AIPW} \right]^{-T}$, where $\mathcal{V}^{AIPW} = E \left[\left(\mathbb{U}_{\theta_{q0}}^{AIPW}(\mathbf{O}; \theta_{q0}, \alpha_0) - \mathcal{S}_{\theta_{q0}, \alpha_0}^{AIPW} \mathcal{I}_{\alpha_0}^{-1} \mathbb{U}_{\alpha}(\mathbf{O}; \alpha_0) \right)^{\otimes 2} \right]$.

A consistent estimator of Σ^{AIPW} can be $\hat{\Sigma}^{AIPW} = \left[\hat{\mathcal{I}}_{\theta_q}^{AIPW} \right]^{-1} \hat{\mathcal{V}}^{AIPW} \left[\hat{\mathcal{I}}_{\theta_q}^{AIPW} \right]^{-T}$, where $\hat{\mathcal{I}}_{\theta_q}^{AIPW} = \mathbb{P}_n \left[\frac{\partial}{\partial \theta_q} \tilde{\mathbb{U}}_{\theta_q}^{AIPW}(\mathbf{O}; \theta_q, \hat{\alpha}) \Big|_{\theta_q = \hat{\theta}_q^{AIPW}} \right]$, $\hat{\mathcal{V}}^{AIPW} = \mathbb{P}_n \left[\left(\tilde{\mathbb{U}}_{\theta_q}^{AIPW}(\mathbf{O}; \hat{\theta}_q^{AIPW}, \hat{\alpha}) - \hat{\mathcal{S}}_{\theta_q, \alpha}^{AIPW} \hat{\mathcal{I}}_{\alpha}^{-1} \mathbb{U}_{\alpha}(\mathbf{O}; \hat{\alpha}) \right)^{\otimes 2} \right]$, $\hat{\mathcal{S}}_{\theta_q, \alpha}^{AIPW} = \mathbb{P}_n \left[\frac{\partial}{\partial \alpha} \tilde{\mathbb{U}}_{\theta_q}^{AIPW}(\mathbf{O}; \hat{\theta}_q^{AIPW}, \alpha) \Big|_{\alpha = \hat{\alpha}} \right]$, and $\hat{\mathcal{I}}_{\alpha} = \mathbb{P}_n \left[\frac{\partial}{\partial \alpha} \mathbb{U}_{\alpha}(\mathbf{O}, \alpha) \Big|_{\alpha = \hat{\alpha}} \right]$.

Appendix H.2: Proof of Theorem 5(ii)

According to the Augmented ICR estimator, the estimating equation for solving $\beta =$

$$[\beta_1^T, \beta_2^T, \dots, \beta_K^T] \text{ is } \mathbb{P}_n[\mathbb{U}_{\beta}^{AICR}(\mathbf{O}; \alpha_2, \beta)] = \mathbb{P}_n \left[\begin{pmatrix} \mathbb{U}_{\beta_1}^{AICR}(\mathbf{O}; \beta_1, \beta_2, \alpha_2) \\ \mathbb{U}_{\beta_2}^{AICR}(\mathbf{O}; \beta_2, \beta_3, \alpha_3) \\ \vdots \\ \mathbb{U}_{\beta_K}^{AICR}(\mathbf{O}; \beta_K) \end{pmatrix} \right] = \mathbf{0}, \text{ where}$$

$$\alpha_2 = [\alpha_2^T, \dots, \alpha_K^T]^T, \mathbb{U}_{\beta_K}^{AICR}(\mathbf{O}; \beta_K) = \mathbb{P}_n \left[\mathbb{U}_{\beta_K}(Y, \bar{A}_K, \bar{L}_K; \beta_K) \right] \text{ and}$$

$$\mathbb{U}_{\beta_k}^{AICR}(\mathbf{O}; \beta_k, \beta_{k+1}, \alpha_{k+1})$$

$$= \sum_{\underline{a}_{k+1} \in \bar{\mathbb{A}}_{k+1}} \int_y \mathbb{U}_{\beta_k}(y, \bar{A}_k, \underline{a}_{k+1}, \bar{L}_k) \left\{ \psi_{k+1}(y, \bar{A}_k, \underline{a}_{k+1}, \bar{L}_{k+1}; \beta_{k+1}) - c_{k+1}^*(y, \bar{A}_k, \underline{a}_{k+1}, \bar{L}_{k+1}; \gamma_{k+1}, \alpha_{k+1}) \right\} dy.$$

Then, the augmented ICR estimator $\hat{\theta}_q^{AICR}$ is obtained by solving $\mathbb{P}_n[\mathbb{U}_{\theta_q}^{AICR}(\mathbf{O}; \theta_q, \hat{\alpha}_1, \hat{\beta}_1)] = \mathbf{0}$, where

$$\mathbb{U}_{\theta_q}^{AICR}(\mathbf{O}; \theta_q, \alpha_1, \beta_1)$$

$$= \sum_{\bar{a}_K \in \bar{\mathbb{A}}_K} d(\bar{a}_K, \mathbf{Z}) \left\{ \Psi_1(h(\bar{a}_K, \mathbf{Z}; \theta_q), \bar{a}_K, \mathbf{L}_1; \beta_1) - c_1^*(h(\bar{a}_K, \mathbf{Z}; \theta_q), \bar{a}_K, \mathbf{L}_1; \gamma_1, \alpha_1) - q \right\}$$

In the following lemma, we show that $\mathbb{P}_n[\mathbb{U}_{\beta}^{AICR}(\mathbf{O}; \boldsymbol{\theta}_q, \boldsymbol{\alpha}_2, \boldsymbol{\beta})] = \mathbf{0}$ and $\mathbb{P}_n[\mathbb{U}_{\theta_q}^{AICR}(\mathbf{O}; \boldsymbol{\theta}_q, \boldsymbol{\alpha}_1, \boldsymbol{\beta}_1)] = \mathbf{0}$ are unbiased estimating equations, if identifiability assumptions (A1), (A3), and (A4) hold, the propensity score models are correct (i.e., $\pi_k(\bar{A}_k, \bar{\mathbf{L}}_k; \boldsymbol{\alpha}_{k,0}) = f_{A_k|\bar{A}_{k-1}, \bar{\mathbf{L}}_{k-1}}$, $k = 1, \dots, K$), the outcome regression models are true (i.e., $\psi_k(y, \bar{A}_k, \underline{a}_{k+1}, \bar{\mathbf{L}}_k; \boldsymbol{\beta}_{k,0}) = f_{Y_{\bar{A}_k, \underline{a}_{k+1}}|\bar{A}_k, \bar{\mathbf{L}}_k}(y|\bar{A}_k, \bar{\mathbf{L}}_k)$, $k = 1, \dots, K$), and the working confounding functions are correct (i.e., $c_k(y, \bar{A}_k, \bar{\mathbf{L}}_k; \boldsymbol{\gamma}_k) = c_k(y, \bar{A}_K, \bar{\mathbf{L}}_k)$, $k = 1, \dots, K$).

Lemma 17. *If Assumptions (A1), (A3), and (A4) hold, the propensity score models are correct, the outcome regression models are true, and the working confounding functions are correct, we have that*

- (i) $E[\mathbb{U}_{\beta}^{AICR}(\mathbf{O}; \boldsymbol{\alpha}_{2,0}, \boldsymbol{\beta}_0)] = \mathbf{0}$,
- (ii) $E[\mathbb{U}_{\theta_q}^{AICR}(\mathbf{O}; \boldsymbol{\theta}_{q0}, \boldsymbol{\alpha}_{1,0}, \boldsymbol{\beta}_{1,0})] = \mathbf{0}$.

Proof. We first show $E[\mathbb{U}_{\beta}^{AICR}(\mathbf{O}; \boldsymbol{\alpha}_{2,0}, \boldsymbol{\beta}_0)] = \mathbf{0}$. Specifically, $E[\mathbb{U}_{\beta_K}^{AICR}(\mathbf{O}; \boldsymbol{\beta}_{K,0})] = E[\mathbb{U}_{\beta_K}(Y, \bar{A}_K, \bar{\mathbf{L}}_K; \boldsymbol{\beta}_{K,0})] = \mathbf{0}$ by definition of $\mathbb{U}_{\beta_K}(Y, \bar{A}_K, \bar{\mathbf{L}}_K; \boldsymbol{\beta}_K)$. Also, observing that

$$\begin{aligned}
& E[\mathbb{U}_{\beta_k}(\mathbf{O}; \boldsymbol{\beta}_{k,0}, \boldsymbol{\beta}_{k+1,0}, \boldsymbol{\alpha}_{k+1,0})] \\
&= \sum_{\underline{a}_{k+1} \in \bar{\mathbb{A}}_{k+1}} E \left[\int_y \mathbb{U}_{\beta_k}(y, \bar{A}_k, \underline{a}_{k+1}, \bar{\mathbf{L}}_k; \boldsymbol{\beta}_k) \left\{ \psi_{k+1}(y, \bar{A}_k, \underline{a}_{k+1}, \bar{\mathbf{L}}_{k+1}; \boldsymbol{\beta}_{k+1,0}) - c_{k+1}^{*'}(y, \bar{A}_k, \underline{a}_{k+1}, \bar{\mathbf{L}}_{k+1}; \boldsymbol{\gamma}_{k+1}, \boldsymbol{\alpha}_{k+1,0}) \right\} dy \right] \\
&= \sum_{\underline{a}_{k+1} \in \bar{\mathbb{A}}_{k+1}} E \left[\int_y \mathbb{U}_{\beta_k}(y, \bar{A}_k, \underline{a}_{k+1}, \bar{\mathbf{L}}_k; \boldsymbol{\beta}_k) \left\{ f_{Y_{\bar{A}_k, \underline{a}_{k+1}}|\bar{A}_k, \bar{\mathbf{L}}_k}(y|\bar{A}_k, \bar{\mathbf{L}}_k) - c_{k+1}^{*'}(y, \bar{A}_k, \underline{a}_{k+1}, \bar{\mathbf{L}}_{k+1}; \boldsymbol{\gamma}_{k+1}, \boldsymbol{\alpha}_{k+1,0}) \right\} dy \right] \\
&\quad \text{(by Lemma 15, we have that)} \\
&= \sum_{\underline{a}_{k+1} \in \bar{\mathbb{A}}_{k+1}} E \left[\int_y \mathbb{U}_{\beta_k}(y, \bar{A}_k, \underline{a}_{k+1}, \bar{\mathbf{L}}_k; \boldsymbol{\beta}_k) f_{Y_{\bar{A}_k, \underline{a}_{k+1}}|\bar{A}_k, \bar{\mathbf{L}}_k}(y|\bar{A}_k, \bar{\mathbf{L}}_k) dy \right] \\
&= \sum_{\underline{a}_{k+1} \in \bar{\mathbb{A}}_{k+1}} E \left[E \left[\mathbb{U}_{\beta_k}(Y_{\bar{A}_k, \underline{a}_{k+1}}, \bar{A}_k, \underline{a}_{k+1}, \bar{\mathbf{L}}_k; \boldsymbol{\beta}_{k,0}) \middle| \bar{A}_k, \bar{\mathbf{L}}_{k+1} \right] \right] \\
&= \sum_{\underline{a}_{k+1} \in \bar{\mathbb{A}}_{k+1}} E \left[\mathbb{U}_{\beta_k}(Y_{\bar{A}_k, \underline{a}_{k+1}}, \bar{A}_k, \underline{a}_{k+1}, \bar{\mathbf{L}}_k; \boldsymbol{\beta}_{k,0}) \right] \\
&= \mathbf{0} \quad \text{(by definition of } \mathbb{U}_{\beta_k}(y, \bar{A}_k, \underline{a}_{k+1}, \bar{\mathbf{L}}_k; \boldsymbol{\beta}_k)\text{)},
\end{aligned}$$

we concludes $E[\mathbb{U}_{\beta}^{AICR}(\mathbf{O}; \boldsymbol{\alpha}_{2,0}, \boldsymbol{\beta}_0)] = \mathbf{0}$. Similarly, one can easily verifies that

$$\begin{aligned}
& E[\mathbb{U}_{\theta_q}^{AICR}(\mathbf{O}; \boldsymbol{\theta}_{q0}, \boldsymbol{\alpha}_{1,0}, \boldsymbol{\beta}_{1,0})] \\
&= E \left[\sum_{\bar{a}_K \in \bar{\mathbb{A}}_K} d(\bar{a}_K, \mathbf{Z}; \boldsymbol{\theta}_{q0}) \left\{ \Psi_1(h(\bar{a}_K, \mathbf{Z}; \boldsymbol{\theta}_q), \bar{a}_K, \mathbf{L}_1; \boldsymbol{\beta}_{1,0}) - c_1^*(h(\bar{a}_K, \mathbf{Z}; \boldsymbol{\theta}_q), \bar{a}_K, \mathbf{L}_1; \boldsymbol{\gamma}_1, \boldsymbol{\alpha}_{1,0}) - q \right\} \right] \\
&= E \left[\sum_{\bar{a}_K \in \bar{\mathbb{A}}_K} d(\bar{a}_K, \mathbf{Z}; \boldsymbol{\theta}_{q0}) \left\{ F_{Y_{\bar{a}_K, \mathbf{L}_1}|A_1, \mathbf{L}_1}(h(\bar{a}_K, \mathbf{Z}; \boldsymbol{\theta}_{q0})|a_1, \mathbf{L}_1) - c_1^*(h(\bar{a}_K, \mathbf{Z}; \boldsymbol{\theta}_q), \bar{a}_K, \mathbf{L}_1; \boldsymbol{\gamma}_1, \boldsymbol{\alpha}_{1,0}) - q \right\} \right] \\
&\quad \text{(by Lemma 15, we have that)} \\
&= E \left[\sum_{\bar{a}_K \in \bar{\mathbb{A}}_K} d(\bar{a}_K, \mathbf{Z}; \boldsymbol{\theta}_{q0}) \left\{ F_{Y_{\bar{a}_K}|\mathbf{L}_1}(h(\bar{a}_K, \mathbf{Z}; \boldsymbol{\theta}_{q0})|\mathbf{L}_1) - q \right\} \right] \\
&= E \left[\sum_{\bar{a}_K \in \bar{\mathbb{A}}_K} d(\bar{a}_K, \mathbf{Z}; \boldsymbol{\theta}_{q0}) \left\{ E \left[\mathbb{I}(Y_{\bar{a}_K} \leq h(\bar{a}_K, \mathbf{Z}; \boldsymbol{\theta}_{q0})) \middle| \mathbf{L}_1 \right] - q \right\} \right]
\end{aligned}$$

$$\begin{aligned}
&= E \left[\sum_{\bar{a}_K \in \bar{\mathbb{A}}_K} d(\bar{a}_K, \mathbf{Z}; \boldsymbol{\theta}_{q0}) \left\{ \mathbb{I}(Y_{\bar{a}_K} \leq h(\bar{a}_K, \mathbf{Z}; \boldsymbol{\theta}_{q0})) - q \right\} \right] \\
&= \mathbf{0}.
\end{aligned}$$

Now we ensure that $\mathbb{P}_n[\mathbb{U}_{\boldsymbol{\beta}}^{AICR}(\mathbf{O}; \underline{\boldsymbol{\alpha}}_2, \boldsymbol{\beta})] = \mathbf{0}$ and $\mathbb{P}_n[\mathbb{U}_{\boldsymbol{\theta}_q}^{AICR}(\mathbf{O}; \boldsymbol{\theta}_q, \boldsymbol{\alpha}_1, \boldsymbol{\beta}_1)] = \mathbf{0}$ are unbiased estimating equations for $\boldsymbol{\beta}$ and $\boldsymbol{\theta}_q$. \square

Noting that $\mathbb{P}_n[\mathbb{U}_{\boldsymbol{\beta}}^{AICR}(\mathbf{O}; \underline{\boldsymbol{\alpha}}_2, \boldsymbol{\beta})] = \mathbf{0}$ is an unbiased estimating equation (Lemma 17), one can show that $\widehat{\boldsymbol{\beta}}$ is consistent under similar regularity conditions to those used in Appendix A. Then, using a Taylor series for $\mathbb{P}_n[\mathbb{U}_{\boldsymbol{\beta}}^{AICR}(\mathbf{O}; \underline{\boldsymbol{\alpha}}_2, \boldsymbol{\beta})] = \mathbf{0}$ around $\underline{\boldsymbol{\alpha}}_2 = \underline{\boldsymbol{\alpha}}_{2,0}$, and $\boldsymbol{\beta} = \boldsymbol{\beta}_0$, we have that

$$\begin{aligned}
\mathbb{P}_n[\mathbb{U}_{\boldsymbol{\beta}}^{AICR}(\mathbf{O}; \widehat{\underline{\boldsymbol{\alpha}}}_2, \widehat{\boldsymbol{\beta}})] &= \mathbb{P}_n[\mathbb{U}_{\boldsymbol{\beta}}^{AICR}(\mathbf{O}; \underline{\boldsymbol{\alpha}}_{2,0}, \boldsymbol{\beta}_0)] \\
&\quad + \mathbb{P}_n \left[\frac{\partial}{\partial \boldsymbol{\beta}} \mathbb{U}_{\boldsymbol{\beta}}^{AICR}(\mathbf{O}; \underline{\boldsymbol{\alpha}}_{2,0}, \boldsymbol{\beta}_0) \Big|_{\boldsymbol{\beta}=\boldsymbol{\beta}_0} \right] (\widehat{\boldsymbol{\beta}} - \boldsymbol{\beta}_0) \\
&\quad + \mathbb{P}_n \left[\frac{\partial}{\partial \underline{\boldsymbol{\alpha}}_2} \mathbb{U}_{\boldsymbol{\beta}}^{AICR}(\mathbf{O}; \underline{\boldsymbol{\alpha}}_{2,0}, \boldsymbol{\beta}_0) \Big|_{\underline{\boldsymbol{\alpha}}=\underline{\boldsymbol{\alpha}}_0} \right] (\widehat{\underline{\boldsymbol{\alpha}}}_2 - \underline{\boldsymbol{\alpha}}_{2,0}) + o_p(n^{-1/2})
\end{aligned}$$

This suggests

$$\sqrt{n}(\widehat{\boldsymbol{\beta}} - \boldsymbol{\beta}_0) = - [\boldsymbol{\mathcal{I}}_{\boldsymbol{\beta}_0}^{AICR}]^{-1} \sqrt{n} \mathbb{P}_n \left[\mathbb{U}_{\boldsymbol{\beta}}^{AICR}(\mathbf{O}; \underline{\boldsymbol{\alpha}}_{2,0}, \boldsymbol{\beta}_0) - \boldsymbol{\mathcal{S}}_{\boldsymbol{\beta}_0, \underline{\boldsymbol{\alpha}}_{2,0}} \boldsymbol{\mathcal{I}}_{\underline{\boldsymbol{\alpha}}_{2,0}}^* \mathbb{U}_{\boldsymbol{\alpha}}(\mathbf{O}; \boldsymbol{\alpha}_0) \right] + o_p(1),$$

where $\boldsymbol{\mathcal{I}}_{\boldsymbol{\beta}_0}^{AICR} = E \left[\frac{\partial}{\partial \boldsymbol{\beta}} \mathbb{U}_{\boldsymbol{\beta}}^{AICR}(\mathbf{O}; \underline{\boldsymbol{\alpha}}_{2,0}, \boldsymbol{\beta}) \Big|_{\boldsymbol{\beta}=\boldsymbol{\beta}_0} \right]$, $\boldsymbol{\mathcal{S}}_{\boldsymbol{\beta}_0, \underline{\boldsymbol{\alpha}}_{2,0}} = E \left[\frac{\partial}{\partial \underline{\boldsymbol{\alpha}}_2} \mathbb{U}_{\boldsymbol{\beta}}^{AICR}(\mathbf{O}; \underline{\boldsymbol{\alpha}}_2, \boldsymbol{\beta}_0) \Big|_{\underline{\boldsymbol{\alpha}}_2=\underline{\boldsymbol{\alpha}}_{2,0}} \right]$, and $\boldsymbol{\mathcal{I}}_{\underline{\boldsymbol{\alpha}}_{2,0}}^*$ is the last $d_{\underline{\boldsymbol{\alpha}}_2}$ rows of $\boldsymbol{\mathcal{I}}_{\boldsymbol{\alpha}_0}^{-1}$, and $d_{\underline{\boldsymbol{\alpha}}_2}$ is the length of $\underline{\boldsymbol{\alpha}}_2$. This concludes that $\widehat{\boldsymbol{\beta}}$ is CAN.

Finally, applying similar strategy used in the proof for Theorem 1, one can show that the augmented ICR estimator, $\widehat{\boldsymbol{\theta}}_q^{AICR}$, is CAN. Using a Taylor series for $\mathbb{P}_n[\mathbb{U}_{\boldsymbol{\theta}_q}^{AICR}(\mathbf{O}; \boldsymbol{\theta}_q, \boldsymbol{\alpha}_1, \boldsymbol{\beta}_1)] = \mathbf{0}$, we have that

$$\begin{aligned}
\mathbb{P}_n[\mathbb{U}_{\boldsymbol{\theta}_q}^{AICR}(\mathbf{O}; \widehat{\boldsymbol{\theta}}_q^{AICR}, \widehat{\boldsymbol{\alpha}}_1, \widehat{\boldsymbol{\beta}}_1)] &= \mathbb{P}_n[\mathbb{U}_{\boldsymbol{\theta}_q}^{AICR}(\mathbf{O}; \boldsymbol{\theta}_{q0}, \boldsymbol{\alpha}_{1,0}, \boldsymbol{\beta}_{1,0})] \\
&\quad + \mathbb{P}_n \left[\frac{\partial}{\partial \boldsymbol{\theta}_q} \mathbb{U}_{\boldsymbol{\theta}_q}^{AICR}(\mathbf{O}; \boldsymbol{\theta}_q, \boldsymbol{\alpha}_{1,0}, \boldsymbol{\beta}_{1,0}) \Big|_{\boldsymbol{\theta}_q=\boldsymbol{\theta}_{q0}} \right] (\widehat{\boldsymbol{\theta}}_q^{AICR} - \boldsymbol{\theta}_{q0}) \\
&\quad + \mathbb{P}_n \left[\frac{\partial}{\partial \boldsymbol{\alpha}_1} \mathbb{U}_{\boldsymbol{\theta}_q}^{AICR}(\mathbf{O}; \boldsymbol{\theta}_{q0}, \boldsymbol{\alpha}_1, \boldsymbol{\beta}_{1,0}) \Big|_{\boldsymbol{\alpha}_1=\boldsymbol{\alpha}_{1,0}} \right] (\widehat{\boldsymbol{\alpha}}_1 - \boldsymbol{\alpha}_{1,0}) \\
&\quad + \mathbb{P}_n \left[\frac{\partial}{\partial \boldsymbol{\beta}_1} \mathbb{U}_{\boldsymbol{\theta}_q}^{AICR}(\mathbf{O}; \boldsymbol{\theta}_{q0}, \boldsymbol{\alpha}_{1,0}, \boldsymbol{\beta}_1) \Big|_{\boldsymbol{\beta}_1=\boldsymbol{\beta}_{1,0}} \right] (\widehat{\boldsymbol{\beta}}_1 - \boldsymbol{\beta}_{1,0}) + o_p(n^{-1/2}),
\end{aligned}$$

which implies that $\sqrt{n}(\widehat{\boldsymbol{\theta}}_q^{AICR} - \boldsymbol{\theta}_{q0})$ converges to a multivariate normal distribution with mean zero and variance-covariance matrix

$$\boldsymbol{\Sigma}^{AICR} = \left[\boldsymbol{\mathcal{I}}_{\boldsymbol{\theta}_{q0}}^{AICR} \right]^{-1} \boldsymbol{\nu}^{AICR} \left[\boldsymbol{\mathcal{I}}_{\boldsymbol{\theta}_{q0}}^{AICR} \right]^{-T},$$

where $\boldsymbol{\mathcal{I}}_{\boldsymbol{\theta}_{q0}}^{AICR} = E \left[\frac{\partial}{\partial \boldsymbol{\theta}_q} \mathbb{U}_{\boldsymbol{\theta}_q}^{AICR}(\mathbf{O}; \boldsymbol{\theta}_q, \boldsymbol{\alpha}_{1,0}, \boldsymbol{\beta}_{1,0}) \Big|_{\boldsymbol{\theta}_q=\boldsymbol{\theta}_{q0}} \right]$, $\boldsymbol{\nu}^{AICR} = E \left[\left(\mathbb{U}_{\boldsymbol{\theta}_q}^{AICR}(\mathbf{O}; \boldsymbol{\theta}_{q0}, \boldsymbol{\alpha}_{1,0}, \boldsymbol{\beta}_{1,0}) - \boldsymbol{\mathcal{S}}_{\boldsymbol{\theta}_{q0}, \boldsymbol{\alpha}_{1,0}}^{AICR} \boldsymbol{\mathcal{I}}_{\boldsymbol{\alpha}_{1,0}}^* \mathbb{U}_{\boldsymbol{\alpha}}(\mathbf{O}; \boldsymbol{\alpha}_0) - \boldsymbol{\mathcal{S}}_{\boldsymbol{\theta}_{q0}, \boldsymbol{\beta}_{1,0}}^{AICR} \boldsymbol{\mathcal{I}}_{\boldsymbol{\beta}_{1,0}}^* \mathbb{U}_{\boldsymbol{\beta}}^{AICR*}(\mathbf{O}; \boldsymbol{\alpha}_0, \boldsymbol{\beta}_0) \right)^{\otimes 2} \right]$, $\boldsymbol{\mathcal{S}}_{\boldsymbol{\theta}_{q0}, \boldsymbol{\alpha}_{1,0}}^{AICR} = E \left[\frac{\partial}{\partial \boldsymbol{\alpha}_1} \mathbb{U}_{\boldsymbol{\theta}_q}^{AICR}(\mathbf{O}; \boldsymbol{\theta}_{q0}, \boldsymbol{\alpha}_1, \boldsymbol{\beta}_{1,0}) \Big|_{\boldsymbol{\alpha}_1=\boldsymbol{\alpha}_{1,0}} \right]$, $\boldsymbol{\mathcal{S}}_{\boldsymbol{\theta}_{q0}, \boldsymbol{\beta}_{1,0}}^{AICR} = E \left[\frac{\partial}{\partial \boldsymbol{\beta}_1} \mathbb{U}_{\boldsymbol{\theta}_q}^{AICR}(\mathbf{O}; \boldsymbol{\theta}_{q0}, \boldsymbol{\alpha}_{1,0}, \boldsymbol{\beta}_1) \Big|_{\boldsymbol{\beta}_1=\boldsymbol{\beta}_{1,0}} \right]$, $\boldsymbol{\mathcal{I}}_{\boldsymbol{\alpha}_{1,0}}^*$ is the first $d_{\boldsymbol{\alpha}_1}$

rows of $\mathcal{I}_{\alpha_0}^{-1}$ (d_{α_1} is the length of α_1), $\mathcal{I}_{\beta_{1,0}}^*$ is the first d_{β_1} rows of $[\mathcal{I}_{\beta_0}^{AICR}]^{-1}$ (d_{β_1} is the length of β_1), and $\mathbb{U}_{\beta}^{AICR*}(\mathbf{O}; \alpha_0, \beta_0) = \mathbb{U}_{\beta}^{AICR}(\mathbf{O}; \underline{\alpha}_{2,0}, \beta_0) - \mathcal{S}_{\beta_0, \alpha_{2,0}} \mathcal{I}_{\alpha_{2,0}}^* \mathbb{U}_{\alpha}(\mathbf{O}; \alpha_0)$.

Furthermore, $\widehat{\Sigma}^{AICR} = [\widehat{\mathcal{I}}_{\theta_q}^{AICR}]^{-1} \widehat{\mathcal{V}}^{AICR} [\widehat{\mathcal{I}}_{\theta_q}^{AICR}]^{-T}$ is a consistent estimator of Σ^{AICR} , where $\widehat{\mathcal{I}}_{\theta_q}^{AICR} = \mathbb{P}_n \left[\frac{\partial}{\partial \theta_q} \mathbb{U}_{\theta_q}^{AICR}(\mathbf{O}; \theta_q, \widehat{\alpha}_{1,0}, \widehat{\beta}_{1,0}) \Big|_{\theta_q = \widehat{\theta}_q^{AICR}} \right]$, and $\widehat{\mathcal{V}}^{AICR} = \mathbb{P}_n \left[\left(\mathbb{U}_{\theta_q}^{AICR}(\mathbf{O}; \widehat{\theta}_q^{AICR}, \widehat{\alpha}_{1,0}, \widehat{\beta}_{1,0}) - \widehat{\mathcal{S}}_{\theta_q, \alpha_1}^{AICR} \widehat{\mathcal{I}}_{\alpha_1}^* \mathbb{U}_{\alpha}(\mathbf{O}; \widehat{\alpha}) - \widehat{\mathcal{S}}_{\theta_q, \beta_1}^{AICR} \widehat{\mathcal{I}}_{\beta_1}^* \mathbb{U}_{\beta}^{AICR*}(\mathbf{O}; \widehat{\alpha}, \widehat{\beta}) \right)^{\otimes 2} \right]$, $\mathcal{S}_{\theta_{q0}, \alpha_{1,0}}^{AICR} = E \left[\frac{\partial}{\partial \alpha_1} \mathbb{U}_{\theta_q}^{AICR}(\mathbf{O}; \theta_{q0}, \alpha_1, \beta_{1,0}) \Big|_{\alpha_1 = \alpha_{1,0}} \right]$, $\widehat{\mathcal{S}}_{\theta_q, \beta_1}^{AICR} = \mathbb{P}_n \left[\frac{\partial}{\partial \beta_1} \mathbb{U}_{\theta_q}^{AICR}(\mathbf{O}; \widehat{\theta}_q^{AICR}, \widehat{\alpha}_1, \beta_1) \Big|_{\beta_1 = \widehat{\beta}_1} \right]$, $\widehat{\mathcal{I}}_{\alpha_1}^*$ is the first d_{α_1} rows of $\widehat{\mathcal{I}}_{\alpha}^{-1}$ (d_{α_1} is the length of α_1 and $\widehat{\mathcal{I}}_{\alpha} = \mathbb{P}_n \left[\frac{\partial}{\partial \alpha} \mathbb{U}(\mathbf{O}; \alpha) \Big|_{\alpha = \widehat{\alpha}} \right]$), $\widehat{\mathcal{I}}_{\beta_1}^*$ is the first d_{β_1} rows of $[\widehat{\mathcal{I}}_{\beta}^{AICR}]^{-1}$ (d_{β_1} is the length of β_1 and $\widehat{\mathcal{I}}_{\beta}^{AICR} = \mathbb{P}_n \left[\frac{\partial}{\partial \beta} \mathbb{U}_{\beta}^{AICR}(\mathbf{O}; \widehat{\alpha}_2, \beta) \Big|_{\beta = \widehat{\beta}} \right]$), and $\mathbb{U}_{\beta}^{AICR*}(\mathbf{O}; \widehat{\alpha}, \widehat{\beta}) = \mathbb{U}_{\beta}^{AICR}(\mathbf{O}; \widehat{\alpha}_2, \widehat{\beta}) - \widehat{\mathcal{S}}_{\beta, \alpha_2} \widehat{\mathcal{I}}_{\alpha_2}^* \mathbb{U}_{\alpha}(\mathbf{O}; \widehat{\alpha})$ (here, $\widehat{\mathcal{S}}_{\beta, \alpha_2} = \mathbb{P}_n \left[\frac{\partial}{\partial \alpha_2} \mathbb{U}_{\beta}^{AICR}(\mathbf{O}; \alpha_2, \widehat{\beta}) \Big|_{\alpha_2 = \widehat{\alpha}_2} \right]$, $\widehat{\mathcal{I}}_{\alpha_2}^*$ is the last d_{α_2} rows of $\widehat{\mathcal{I}}_{\alpha}^{-1}$, and d_{α_2} is the length of α_2).

Appendix H.3: Proof of Theorem 5(iii)

Define $\mathbb{P}_n \left[\mathbb{U}_{\theta_q}^{ADR}(\mathbf{O}; \theta_q, \alpha, \beta) \right]$ as the unsmoothed augmented doubly robust estimating equation, which replaces $\mathcal{K} \left(\frac{h(\bar{A}_K, \mathbf{Z}; \theta_q) - Y}{\tau_n} \right)$ used in the augmented doubly robust estimating equation, $\mathbb{P}_n \left[\widetilde{\mathbb{U}}_{\theta_q}^{ADR}(\mathbf{O}; \theta_q, \alpha, \beta) \right]$, with $\mathbb{I}(Y \leq h(\bar{A}_K, \mathbf{Z}; \theta_q))$. Specifically,

$$\begin{aligned} & \mathbb{P}_n \left\{ \mathbb{U}_{\theta_q}^{ADR}(\mathbf{O}; \theta_q, \alpha, \beta) \right\} \\ &= \mathbb{P}_n \left\{ \mathbb{U}_{\theta_q}^{(K)}(\mathbf{O}; \theta_q, \bar{\alpha}_K, \beta_K) + \sum_{k=1}^{K-1} \widetilde{\mathbb{U}}_{\theta_q}^{(k)}(\mathbf{O}; \theta_q, \bar{\alpha}_{k+1}, \beta_k, \beta_{k+1}) + \widetilde{\mathbb{U}}_{\theta_q}^{(0)}(\mathbf{O}; \theta_q, \alpha_1, \beta_1) \right\} = \mathbf{0}, \end{aligned}$$

where $\mathbb{U}_{\theta_q}^{(K)}(\mathbf{O}; \theta_q, \bar{\alpha}_K, \beta_K)$ is defined in Section 4.1 and $\widetilde{\mathbb{U}}_{\theta_q}^{(k)}(\mathbf{O}; \theta_q, \bar{\alpha}_k, \beta_k, \beta_{k+1})$, $k = 1, \dots, K-1$, and $\widetilde{\mathbb{U}}_{\theta_q}^{(0)}(\mathbf{O}; \theta_q, \alpha_1, \beta_1)$ are defined in Section 6.3. Also, define $\mathbb{P}_n \left\{ \widetilde{\mathbb{U}}_{\theta_q}^{ADR}(\mathbf{O}; \theta_q, \alpha, \beta) \right\}$ as $\mathbb{P}_n \left\{ \mathbb{U}_{\theta_q}^{ADR}(\mathbf{O}; \theta_q, \alpha, \beta) \right\}$ with $\mathbb{U}_{\theta_q}^{(K)}(\mathbf{O}; \theta_q, \bar{\alpha}_K, \beta_K)$ in replacement by

$$\begin{aligned} & \bar{\mathbb{U}}_{\theta_q}^{(K)}(\mathbf{O}; \theta_q, \bar{\alpha}_K, \beta_K) \\ &= \frac{d(\bar{A}_K, \mathbf{Z}; \theta_q)}{\bar{\pi}_K(\bar{A}_K, \bar{\mathbf{L}}_K; \alpha)} \left\{ F_{Y|\bar{A}_K, \bar{\mathbf{L}}_K} \left(h(\bar{A}_K, \mathbf{Z}; \theta_q) \Big| \bar{A}_K, \bar{\mathbf{L}}_K \right) - \Psi_K \left(h(\bar{A}_K, \mathbf{Z}; \theta_q), \bar{A}_K, \bar{\mathbf{L}}_K; \beta_K \right) \right\} \end{aligned}$$

The following Lemma shows that $\mathbb{P}_n \left[\mathbb{U}_{\theta_q}^{ADR}(\mathbf{O}; \theta_q, \alpha, \beta) \right]$ is an unbiased estimating equation if Assumptions (A1), (A3), and (A4) hold, the confounding functions are true, the propensity score models are correct (i.e., $\pi_k(\bar{A}_k, \bar{\mathbf{L}}_k; \alpha_{k,0}) = f_{A_k|\bar{A}_{k-1}, \bar{\mathbf{L}}_{k-1}}$, $k = 1, \dots, K$, $k = 1, \dots, K$), but regardless of whether the outcome models are correct or not.

Lemma 18. *If Assumptions (A1), (A3), and (A4) hold, the confounding functions are true, then $E \left[\mathbb{U}_{\theta_q}^{ADR}(\mathbf{O}; \theta_{q0}, \alpha_0, \beta^*) \right] = \mathbf{0}$, regardless of whether $\beta^* = \beta_0$ or not.*

Proof. We can reorganize the augmented doubly robust estimating score to

$$\mathbb{U}_{\theta_q}^{ADR}(\mathbf{O}; \theta_q, \alpha, \beta) = \widetilde{\mathbb{T}}_{\theta_q}^{(0)}(\mathbf{O}; \theta_q, \bar{\alpha}_K) + \sum_{k=1}^K \widetilde{\mathbb{T}}_{\theta_q}^{(k)}(\mathbf{O}; \theta_q, \bar{\alpha}_k, \beta_k),$$

where

$$\begin{aligned}
\tilde{\mathbb{T}}_{\theta_q}^{(0)}(\mathbf{O}; \boldsymbol{\theta}_q, \bar{\boldsymbol{\alpha}}_K) &= \frac{d(\bar{A}_K, \mathbf{Z}; \boldsymbol{\theta}_q)}{\bar{\pi}_K(\bar{A}_K, \bar{\mathbf{L}}_K; \bar{\boldsymbol{\alpha}}_K)} \times \mathbb{I}(Y \leq h(\bar{A}_K, \mathbf{Z}; \boldsymbol{\theta}_q)) \\
&\quad - \sum_{k=1}^K \sum_{\underline{a}_k \in \bar{\mathbb{A}}_k} \frac{d(\bar{A}_{k-1}, \underline{a}_k, \mathbf{Z})}{\bar{\pi}_{k-1}(\bar{A}_{k-1}, \bar{\mathbf{L}}_{k-1}; \bar{\boldsymbol{\alpha}}_{k-1})} c_k^* \left(h(\bar{A}_{k-1}, \underline{a}_k, \mathbf{Z}; \boldsymbol{\theta}_q), \bar{A}_{k-1}, \underline{a}_k, \bar{\mathbf{L}}_k; \boldsymbol{\gamma}_k, \boldsymbol{\alpha}_k \right) \\
&\quad - \sum_{\bar{a}_K \in \bar{\mathbb{A}}_K} d(\bar{a}_K, \mathbf{Z}; \boldsymbol{\theta}_q) \times q, \\
\tilde{\mathbb{T}}_{\theta_q}^{(k)}(\mathbf{O}; \boldsymbol{\theta}_q, \bar{\boldsymbol{\alpha}}_k, \boldsymbol{\beta}_k) &= \sum_{\underline{a}_k \in \bar{\mathbb{A}}_k} \frac{d(\bar{A}_{k-1}, \underline{a}_k, \mathbf{Z}; \boldsymbol{\theta}_q)}{\bar{\pi}_{k-1}(\bar{A}_{k-1}, \bar{\mathbf{L}}_{k-1}; \bar{\boldsymbol{\alpha}}_{k-1})} \times \Psi_k \left(h(\bar{A}_{k-1}, \underline{a}_k, \mathbf{Z}; \boldsymbol{\theta}_q), \bar{A}_{k-1}, \underline{a}_k, \bar{\mathbf{L}}_k; \boldsymbol{\beta}_k \right) \\
&\quad - \sum_{\underline{a}_{k+1} \in \bar{\mathbb{A}}_{k+1}} \frac{d(\bar{A}_k, \underline{a}_{k+1}, \mathbf{Z}; \boldsymbol{\theta}_q)}{\bar{\pi}_k(\bar{A}_k, \bar{\mathbf{L}}_k; \bar{\boldsymbol{\alpha}}_k)} \times \Psi_k \left(h(\bar{A}_k, \underline{a}_{k+1}, \mathbf{Z}; \boldsymbol{\theta}_q), \bar{A}_k, \underline{a}_{k+1}, \bar{\mathbf{L}}_k; \boldsymbol{\beta}_k \right),
\end{aligned}$$

for $k = 1, \dots, K$, where $\bar{\pi}_0(\bar{A}_{-1}, \bar{\mathbf{L}}_{-1}; \bar{\boldsymbol{\alpha}}_{-1})$ is defined as 1 and $\sum_{\underline{a}_{K+1} \in \bar{\mathbb{A}}_{K+1}} [V]$ used in $\tilde{\mathbb{T}}_{\theta_q}^{(K)}(\boldsymbol{\theta}_q, \bar{\boldsymbol{\alpha}}_K, \boldsymbol{\beta}_K)$ is defined as V .

We first show $E[\tilde{\mathbb{T}}_{\theta_q}^{(0)}(\mathbf{O}; \boldsymbol{\theta}_{q0}, \bar{\boldsymbol{\alpha}}_{K,0})] = \mathbf{0}$. By the consistency assumption (A1), we have

$$\begin{aligned}
&\tilde{\mathbb{T}}_{\theta_q}^{(0)}(\mathbf{O}; \boldsymbol{\theta}_{q0}, \bar{\boldsymbol{\alpha}}_{K,0}) \\
&= \sum_{\bar{a}_K \in \bar{\mathbb{A}}_K} \frac{d(\bar{a}_K, \mathbf{Z}; \boldsymbol{\theta}_{q0}) \mathbb{I}(\bar{A}_K = \bar{a}_K)}{\bar{\pi}_K(\bar{a}_K, \bar{\mathbf{L}}_K; \bar{\boldsymbol{\alpha}}_{K,0})} \times \mathbb{I}(Y_{\bar{a}_K} \leq h(\bar{a}_K, \mathbf{Z}; \boldsymbol{\theta}_{q0})) - \\
&\quad \sum_{k=1}^K \sum_{\bar{a}_K \in \bar{\mathbb{A}}_K} \frac{d(\bar{a}_K, \mathbf{Z}; \boldsymbol{\theta}_{q0}) \mathbb{I}(\bar{A}_{k-1} = \bar{a}_{k-1})}{\bar{\pi}_{k-1}(\bar{a}_{k-1}, \bar{\mathbf{L}}_{k-1}; \bar{\boldsymbol{\alpha}}_{k-1,0})} c_k^* \left(h(\bar{a}_K, \mathbf{Z}; \boldsymbol{\theta}_{q0}), \bar{a}_K, \bar{\mathbf{L}}_k; \boldsymbol{\gamma}_k, \boldsymbol{\alpha}_{k,0} \right) - \sum_{\bar{a}_K \in \bar{\mathbb{A}}_K} d(\bar{a}_K, \mathbf{Z}; \boldsymbol{\theta}_q) \times q,
\end{aligned}$$

where the expectation of the second term in the right hand side of the equation is

$$\begin{aligned}
&E \left[\sum_{\bar{a}_K \in \bar{\mathbb{A}}_K} \frac{d(\bar{a}_K, \mathbf{Z}; \boldsymbol{\theta}_{q0}) \mathbb{I}(\bar{A}_{k-1} = \bar{a}_{k-1})}{\bar{\pi}_{k-1}(\bar{a}_{k-1}, \bar{\mathbf{L}}_{k-1}; \bar{\boldsymbol{\alpha}}_{k-1,0})} c_k^* \left(h(\bar{a}_K, \mathbf{Z}; \boldsymbol{\theta}_q), \bar{a}_K, \bar{\mathbf{L}}_k; \boldsymbol{\gamma}_k, \boldsymbol{\alpha}_{k,0} \right) \right] \\
&= E \left[\sum_{\bar{a}_K \in \bar{\mathbb{A}}_K} \frac{d(\bar{a}_K, \mathbf{Z}; \boldsymbol{\theta}_{q0}) \mathbb{I}(\bar{A}_{k-1} = \bar{a}_{k-1})}{\bar{\pi}_{k-1}(\bar{a}_{k-1}, \bar{\mathbf{L}}_{k-1}; \bar{\boldsymbol{\alpha}}_{k-1,0})} \times \prod_{j=k}^K \underbrace{E \left[\frac{\mathbb{I}(A_j = a_j)}{\pi_j(\bar{a}_j, \bar{\mathbf{L}}_j; \boldsymbol{\alpha}_{j,0})} \middle| A_j = a_j, \bar{\mathbf{L}}_j \right]}_{=1} \right] \\
&\quad c_k^* \left(h(\bar{a}_K, \mathbf{Z}; \boldsymbol{\theta}_q), \bar{a}_K, \bar{\mathbf{L}}_k; \boldsymbol{\gamma}_k, \boldsymbol{\alpha}_{k,0} \right) \\
&\quad \text{(by law of iterated expectation, we have)} \\
&= E \left[\sum_{\bar{a}_K \in \bar{\mathbb{A}}_K} \frac{d(\bar{a}_K, \mathbf{Z}; \boldsymbol{\theta}_{q0}) \mathbb{I}(\bar{A}_K = \bar{a}_K)}{\bar{\pi}_K(\bar{a}_K, \bar{\mathbf{L}}_K; \bar{\boldsymbol{\alpha}}_{K,0})} c_k \left(h(\bar{a}_K, \mathbf{Z}; \boldsymbol{\theta}_q), \bar{a}_K, \bar{\mathbf{L}}_k; \boldsymbol{\gamma}_k, \boldsymbol{\alpha}_{k,0} \right) \right]
\end{aligned}$$

and the expectation of the third term in the right hand side of the equation is

$$E \left[\sum_{\bar{a}_K \in \bar{\mathbb{A}}_K} d(\bar{a}_K, \mathbf{Z}; \boldsymbol{\theta}_q) \times q \right] = E \left[\sum_{\bar{a}_K \in \bar{\mathbb{A}}_K} d(\bar{a}_K, \mathbf{Z}; \boldsymbol{\theta}_q) \times \prod_{j=1}^K \underbrace{E \left[\frac{\mathbb{I}(A_j = a_j)}{\pi_j(\bar{a}_j, \bar{\mathbf{L}}_j; \boldsymbol{\alpha}_{j,0})} \middle| A_j = a_j, \bar{\mathbf{L}}_j \right]}_{=1} \times q \right]$$

(by law of iterated expectation, we have)

$$= E \left[\sum_{\bar{a}_K \in \bar{\mathbb{A}}_K} \frac{d(\bar{a}_K, \mathbf{Z}; \boldsymbol{\theta}_{q0}) \mathbb{I}(\bar{A}_K = \bar{a}_K)}{\bar{\pi}_K(\bar{a}_K, \bar{\mathbf{L}}_K; \bar{\boldsymbol{\alpha}}_{K,0})} \times q \right].$$

This suggests that

$$\begin{aligned} & E \left[\tilde{\mathbb{T}}_{\boldsymbol{\theta}_q}^{(0)}(\mathbf{O}; \boldsymbol{\theta}_{q0}, \bar{\boldsymbol{\alpha}}_{K,0}) \right] \\ = & E \left[\sum_{\bar{a}_K \in \bar{\mathbb{A}}_K} \frac{d(\bar{a}_K, \mathbf{Z}; \boldsymbol{\theta}_q) \mathbb{I}(\bar{A}_K = \bar{a}_K)}{\bar{\pi}_K(\bar{a}_K, \bar{\mathbf{L}}_K; \bar{\boldsymbol{\alpha}}_{K,0})} \times \mathbb{I}(Y_{\bar{a}_K} \leq h(\bar{a}_K, \mathbf{Z}; \boldsymbol{\theta}_q)) - \right. \\ & \left. \sum_{k=1}^K \sum_{\bar{a}_K \in \bar{\mathbb{A}}_K} \frac{d(\bar{a}_K, \mathbf{Z}; \boldsymbol{\theta}_{q0}) \mathbb{I}(\bar{A}_K = \bar{a}_K)}{\bar{\pi}_K(\bar{a}_K, \bar{\mathbf{L}}_K; \bar{\boldsymbol{\alpha}}_{K,0})} c_k^* \left(h(\bar{a}_K, \mathbf{Z}; \boldsymbol{\theta}_q), \bar{a}_K, \bar{\mathbf{L}}_k; \boldsymbol{\gamma}_k, \boldsymbol{\alpha}_{k,0} \right) - \sum_{\bar{a}_K \in \bar{\mathbb{A}}_K} \frac{d(\bar{a}_K, \mathbf{Z}; \boldsymbol{\theta}_{q0}) \mathbb{I}(\bar{A}_K = \bar{a}_K)}{\bar{\pi}_K(\bar{a}_K, \bar{\mathbf{L}}_K; \bar{\boldsymbol{\alpha}}_{K,0})} \times q \right] \\ = & E \left[\sum_{\bar{a}_K \in \bar{\mathbb{A}}_K} \frac{d(\bar{a}_K, \mathbf{Z}; \boldsymbol{\theta}_q) \mathbb{I}(\bar{A}_K = \bar{a}_K)}{\bar{\pi}_K(\bar{a}_K, \bar{\mathbf{L}}_K; \bar{\boldsymbol{\alpha}}_{K,0})} \left\{ \mathbb{I}(Y_{\bar{a}_K} \leq h(\bar{a}_K, \mathbf{Z}; \boldsymbol{\theta}_q)) - c_k \left(h(\bar{a}_K, \mathbf{Z}; \boldsymbol{\theta}_q), \bar{a}_K, \bar{\mathbf{L}}_k \right) - q \right\} \right] \\ = & E \left[\mathbb{U}_{\boldsymbol{\theta}_q}^{AIPW}(\mathbf{O}; \boldsymbol{\theta}_{q0}, \boldsymbol{\alpha}_0) \right] \\ = & \mathbf{0} \quad (\text{by Lemma 16, we have } E[\mathbb{U}_{\boldsymbol{\theta}_q}^{AIPW}(\mathbf{O}; \boldsymbol{\theta}_{q0}, \boldsymbol{\alpha}_0)] = \mathbf{0}). \end{aligned}$$

Now we conclude $E[\tilde{\mathbb{T}}_{\boldsymbol{\theta}_q}^{(0)}(\mathbf{O}; \boldsymbol{\theta}_{q0}, \bar{\boldsymbol{\alpha}}_{K,0})] = \mathbf{0}$.

Next, we can show that the expectation of the second term in $\tilde{\mathbb{T}}_{\boldsymbol{\theta}_q}^{(k)}(\mathbf{O}; \boldsymbol{\theta}_{q0}, \bar{\boldsymbol{\alpha}}_{k,0}, \boldsymbol{\beta}_k^*)$ is

$$\begin{aligned} & E \left[\sum_{\underline{a}_{k+1} \in \underline{\mathbb{A}}_{k+1}} \frac{d(\bar{A}_k, \underline{a}_{k+1}, \mathbf{Z}; \boldsymbol{\theta}_{q0})}{\bar{\pi}_k(\bar{A}_k, \bar{\mathbf{L}}_k; \bar{\boldsymbol{\alpha}}_{k,0})} \times \Psi_k \left(h(\bar{A}_k, \underline{a}_{k+1}, \mathbf{Z}; \boldsymbol{\theta}_{q0}), \bar{A}_k, \underline{a}_{k+1}, \bar{\mathbf{L}}_k; \boldsymbol{\beta}_k^* \right) \right] \\ = & E \left[\sum_{\underline{a}_k \in \underline{\mathbb{A}}_k} \frac{d(\bar{A}_{k-1}, \underline{a}_k, \mathbf{Z}; \boldsymbol{\theta}_{q0}) \times \mathbb{I}(A_k = a_k)}{\bar{\pi}_{k-1}(\bar{A}_{k-1}, \bar{\mathbf{L}}_{k-1}; \bar{\boldsymbol{\alpha}}_{k-1,0}) \times \pi_k(a_k, \bar{A}_{k-1}, \bar{\mathbf{L}}_k; \boldsymbol{\alpha}_{k,0})} \times \Psi_k \left(h(\bar{A}_{k-1}, \underline{a}_k, \mathbf{Z}; \boldsymbol{\theta}_{q0}), \bar{A}_{k-1}, \underline{a}_k, \bar{\mathbf{L}}_k; \boldsymbol{\beta}_k^* \right) \right] \\ = & E \left\{ \sum_{\underline{a}_k \in \underline{\mathbb{A}}_k} E \left[\frac{d(\bar{A}_{k-1}, \underline{a}_k, \mathbf{Z}; \boldsymbol{\theta}_{q0}) \times \mathbb{I}(A_k = a_k)}{\bar{\pi}_{k-1}(\bar{A}_{k-1}, \bar{\mathbf{L}}_{k-1}; \bar{\boldsymbol{\alpha}}_{k-1,0}) \times \pi_k(a_k, \bar{A}_{k-1}, \bar{\mathbf{L}}_k; \boldsymbol{\alpha}_{k,0})} \right. \right. \\ & \left. \left. \times \Psi_k \left(h(\bar{A}_{k-1}, \underline{a}_k, \mathbf{Z}; \boldsymbol{\theta}_{q0}), \bar{A}_{k-1}, \underline{a}_k, \bar{\mathbf{L}}_k; \boldsymbol{\beta}_k^* \right) \middle| \bar{A}_{k-1}, a_k, \bar{\mathbf{L}}_k \right] \right\} \\ = & E \left\{ \sum_{\underline{a}_k \in \underline{\mathbb{A}}_k} \frac{d(\bar{A}_{k-1}, \underline{a}_k, \mathbf{Z}; \boldsymbol{\theta}_{q0})}{\bar{\pi}_{k-1}(\bar{A}_{k-1}, \bar{\mathbf{L}}_{k-1}; \bar{\boldsymbol{\alpha}}_{k-1,0})} \times \Psi_k \left(h(\bar{A}_{k-1}, \underline{a}_k, \mathbf{Z}; \boldsymbol{\theta}_{q0}), \bar{A}_{k-1}, \underline{a}_k, \bar{\mathbf{L}}_k; \boldsymbol{\beta}_k^* \right) \times \right. \\ & \left. E \left[\frac{\mathbb{I}(A_k = a_k)}{\pi_k(a_k, \bar{A}_{k-1}, \bar{\mathbf{L}}_k; \boldsymbol{\alpha}_{k,0})} \middle| \bar{A}_{k-1}, a_k, \bar{\mathbf{L}}_k \right] \right\} \\ = & \underset{=1, \text{ by } E[\mathbb{I}(A_k = a_k) | \bar{A}_{k-1}, a_k, \bar{\mathbf{L}}_k] = \pi_k(a_k, \bar{A}_{k-1}, \bar{\mathbf{L}}_k; \boldsymbol{\alpha}_{k,0})}{=} \\ = & E \left[\sum_{\underline{a}_k \in \underline{\mathbb{A}}_k} \frac{d(\bar{A}_{k-1}, \underline{a}_k, \mathbf{Z}; \boldsymbol{\theta}_{q0})}{\bar{\pi}_{k-1}(\bar{A}_{k-1}, \bar{\mathbf{L}}_{k-1}; \bar{\boldsymbol{\alpha}}_{k-1,0})} \times \Psi_k \left(h(\bar{A}_{k-1}, \underline{a}_k, \mathbf{Z}; \boldsymbol{\theta}_{q0}), \bar{A}_{k-1}, \underline{a}_k, \bar{\mathbf{L}}_k; \boldsymbol{\beta}_k^* \right) \right], \end{aligned}$$

which is actually the expectation of the first term in $\tilde{\mathbb{T}}_{\boldsymbol{\theta}_q}^{(k)}(\mathbf{O}; \boldsymbol{\theta}_{q0}, \bar{\boldsymbol{\alpha}}_{k,0}, \boldsymbol{\beta}_k^*)$. This suggests that $E[\tilde{\mathbb{T}}_{\boldsymbol{\theta}_q}^{(k)}(\mathbf{O}; \boldsymbol{\theta}_{q0}, \bar{\boldsymbol{\alpha}}_{k,0}, \boldsymbol{\beta}_k^*)] = \mathbf{0}$, for $k = 1, \dots, K$. This completes the proof. \square

By Lemma 18, we ensure that $E \left[\mathbb{U}_{\boldsymbol{\theta}_q}^{ADR}(\mathbf{O}; \boldsymbol{\theta}_{q0}, \boldsymbol{\alpha}_0, \boldsymbol{\beta}^*) \right] = \mathbf{0}$, whether $\boldsymbol{\beta}^* = \boldsymbol{\beta}_0$ or not. Then, applying similar strategy used in Lemma 12, we can show that the augmented

doubly robust estimator by solving the unsmoothed augmented doubly robust estimating equation $\mathbb{P}_n \left[\mathbb{U}_{\theta_q}^{ADR}(\mathbf{O}; \theta_q, \hat{\alpha}, \hat{\beta}) \right] = \mathbf{0}$, denoted by $\hat{\theta}_q^{ADR*}$, is consistent and asymptotically normal if the propensity score models are correctly specified and the sensitivity functions are true. Finally, we can also show that $\hat{\theta}_q^{ADR}$ by solving the smoothed AIPW estimating equation, $\mathbb{P}_n \left[\tilde{\mathbb{U}}_{\theta_q}^{ADR}(\mathbf{O}; \theta_q, \hat{\alpha}, \hat{\beta}) \right] = \mathbf{0}$, is consistent by applying the similar strategy used in the proof for Theorem 3. Also, one can show

$$\begin{aligned} \mathbb{P}_n \left[\tilde{\mathbb{U}}_n^{ADR}(\mathbf{O}; \hat{\theta}_q^{ADR}, \hat{\alpha}, \hat{\beta}) \right] &= \mathbb{P}_n \left[\mathbb{U}_{\theta_q}^{DR}(\mathbf{O}; \theta_{q0}, \alpha_0, \beta^*) \right] \\ &+ \mathbb{P}_n \left[\frac{\partial}{\partial \alpha} \bar{\mathbb{U}}_{\theta_q}^{ADR}(\mathbf{O}; \theta_{q0}, \alpha, \beta^*) \Big|_{\alpha=\alpha_0} \right] (\hat{\alpha} - \alpha_0) \\ &+ \mathbb{P}_n \left[\frac{\partial}{\partial \beta} \bar{\mathbb{U}}_{\theta_q}^{ADR}(\mathbf{O}; \theta_{q0}, \alpha_0, \beta) \Big|_{\beta=\beta^*} \right] (\hat{\beta} - \beta^*) \\ &+ \mathbb{P}_n \left[\frac{\partial}{\partial \theta_q} \bar{\mathbb{U}}_{\theta_q}^{ADR}(\mathbf{O}; \theta_q, \alpha_0, \beta^*) \Big|_{\theta_q=\theta_{q0}} \right] (\hat{\theta}_q^{ADR} - \theta_{q0}) + o_p(n^{-1/2}), \end{aligned}$$

where β^* is the convergent value of $\hat{\beta}$, which may not equal β_0 if the outcome models are not correctly specified. Recall that

$$\begin{aligned} \sqrt{n}(\hat{\alpha} - \alpha_0) &= -\mathcal{I}_{\alpha_0}^{-1} \sqrt{n} \mathbb{P}_n [\mathbb{U}_{\alpha}(\mathbf{O}; \alpha_0)] + o_p(1), \\ \sqrt{n}(\hat{\beta} - \beta^*) &= -[\mathcal{I}_{\beta^*}^{AICR}]^{-1} \sqrt{n} \mathbb{P}_n \left[\mathbb{U}_{\beta}^{AICR}(\mathbf{O}; \underline{\alpha}_{2,0}, \beta^*) - \mathcal{S}_{\beta^*, \underline{\alpha}_{2,0}} \mathcal{I}_{\underline{\alpha}_{2,0}}^* \mathbb{U}_{\alpha}(\mathbf{O}; \alpha_0) \right] + o_p(1), \end{aligned}$$

where $\mathbb{U}_{\beta}^{AICR}(\mathbf{O}; \underline{\alpha}_2, \beta)$ is given in Appendix G.2, $\mathcal{I}_{\beta^*}^{AICR} = E \left[\frac{\partial}{\partial \beta} \mathbb{U}_{\beta}^{AICR}(\mathbf{O}; \underline{\alpha}_{2,0}, \beta) \Big|_{\beta=\beta^*} \right]$, $\mathcal{S}_{\beta^*, \underline{\alpha}_{2,0}} = E \left[\frac{\partial}{\partial \underline{\alpha}_2} \mathbb{U}_{\beta}^{AICR}(\mathbf{O}; \underline{\alpha}_2, \beta^*) \Big|_{\underline{\alpha}_2=\underline{\alpha}_{2,0}} \right]$, and $\mathcal{I}_{\underline{\alpha}_{2,0}}^*$ is the last $d_{\underline{\alpha}_2}$ rows of $\mathcal{I}_{\alpha_0}^{-1}$, and $d_{\underline{\alpha}_2}$ is the length of $\underline{\alpha}_2$. Therefore, we have

$$\begin{aligned} \sqrt{n}(\hat{\theta}_q^{ADR} - \theta_{q0}) &= -[\mathcal{I}_{\theta_{q0}}^{ADR}]^{-1} \sqrt{n} \mathbb{P}_n \left[\mathbb{U}_{\theta_q}^{ADR}(\mathbf{O}; \theta_{q0}, \alpha_0, \beta^*) - \mathcal{S}_{\theta_{q0}, \alpha_0}^{ADR} \mathcal{I}_{\alpha_0}^{-1} \mathbb{U}_{\alpha}(\mathbf{O}; \alpha_0) \right. \\ &\quad \left. - \mathcal{S}_{\theta_{q0}, \beta^*}^{ADR} [\mathcal{I}_{\beta^*}^{AICR}]^{-1} \mathbb{U}_{\beta}^{AICR*}(\mathbf{O}; \alpha_0, \beta^*) \right] + o_p(1), \end{aligned}$$

where $\mathcal{I}_{\theta_{q0}}^{ADR} = E \left[\frac{\partial}{\partial \theta_q} \mathbb{U}_{\theta_q}^{ADR}(\mathbf{O}; \theta_q, \alpha_0, \beta^*) \Big|_{\theta_q=\theta_{q0}} \right]$, $\mathcal{S}_{\theta_{q0}, \alpha_0}^{ADR} = E \left[\frac{\partial}{\partial \alpha} \mathbb{U}_{\theta_q}^{ADR}(\mathbf{O}; \theta_{q0}, \alpha, \beta^*) \Big|_{\alpha=\alpha_0} \right]$, $\mathcal{S}_{\theta_{q0}, \beta^*}^{ADR} = E \left[\frac{\partial}{\partial \beta} \mathbb{U}_{\theta_q}^{ADR}(\mathbf{O}; \theta_{q0}, \alpha_0, \beta) \Big|_{\beta=\beta^*} \right]$, and $\mathbb{U}_{\beta}^{AICR*}(\mathbf{O}; \alpha_0, \beta^*) = \mathbb{U}_{\beta}^{AICR}(\mathbf{O}; \underline{\alpha}_{2,0}, \beta^*) - \mathcal{S}_{\beta^*, \underline{\alpha}_{2,0}} \mathcal{I}_{\underline{\alpha}_{2,0}}^* \mathbb{U}_{\alpha}(\mathbf{O}; \alpha_0)$. This deduce that $\sqrt{n}(\hat{\theta}_q^{ADR} - \theta_{q0})$ converges to a multivariate normal distribution with mean zero and a finite variance-covariance matrix $\Sigma^{ADR} = [\mathcal{I}_{\theta_{q0}}^{ADR}]^{-1} \mathcal{V}^{ADR} [\mathcal{I}_{\theta_{q0}}^{ADR}]^{-1}$ where

$$\mathcal{V}^{ADR} = E \left[\left(\mathbb{U}_{\theta_q}^{ADR}(\mathbf{O}; \theta_{q0}, \alpha_0, \beta^*) - \mathcal{S}_{\theta_{q0}, \alpha_0}^{ADR} \mathcal{I}_{\alpha_0}^{-1} \mathbb{U}_{\alpha}(\mathbf{O}; \alpha_0) - \mathcal{S}_{\theta_{q0}, \beta^*}^{ADR} [\mathcal{I}_{\beta^*}^{AICR}]^{-1} \mathbb{U}_{\beta}^{AICR*}(\mathbf{O}; \alpha_0, \beta^*) \right)^{\otimes 2} \right].$$

The variance-covariance matrix, Σ^{ADR} can be consistently estimated by

$$\hat{\Sigma}^{ADR} = \left[\hat{\mathcal{I}}_{\theta_q}^{ADR} \right]^{-1} \hat{\mathcal{V}}^{ADR} \left[\hat{\mathcal{I}}_{\theta_q}^{ADR} \right]^{-T},$$

where $\widehat{\boldsymbol{\mathcal{I}}}_{\boldsymbol{\theta}_q}^{ADR} = \mathbb{P}_n \left[\frac{\partial}{\partial \boldsymbol{\theta}_q} \widetilde{\mathbb{U}}_{\boldsymbol{\theta}_q}^{ADR}(\mathbf{O}; \boldsymbol{\theta}_q, \widehat{\boldsymbol{\alpha}}, \widehat{\boldsymbol{\beta}}) \Big|_{\boldsymbol{\theta}_q = \widehat{\boldsymbol{\theta}}_q^{ADR}} \right]$, $\widehat{\boldsymbol{\mathcal{V}}}^{ADR} = \mathbb{P}_n \left[\left(\widetilde{\mathbb{U}}_{\boldsymbol{\theta}_q}^{ADR}(\mathbf{O}, \widehat{\boldsymbol{\theta}}_q^{ADR}, \widehat{\boldsymbol{\alpha}}, \widehat{\boldsymbol{\beta}}) - \widehat{\boldsymbol{\mathcal{S}}}_{\boldsymbol{\theta}_q, \boldsymbol{\alpha}}^{ADR} \widehat{\boldsymbol{\mathcal{I}}}_{\boldsymbol{\alpha}}^{-1} \mathbb{U}_{\boldsymbol{\alpha}}(\mathbf{O}; \widehat{\boldsymbol{\alpha}}) - \widehat{\boldsymbol{\mathcal{S}}}_{\boldsymbol{\theta}_q, \boldsymbol{\beta}}^{ADR} [\widehat{\boldsymbol{\mathcal{I}}}_{\boldsymbol{\beta}}^{AICR}]^{-1} \mathbb{U}_{\boldsymbol{\beta}}^{AICR*}(\mathbf{O}; \widehat{\boldsymbol{\alpha}}, \widehat{\boldsymbol{\beta}}) \right)^{\otimes 2} \right]$, $\widehat{\boldsymbol{\mathcal{S}}}_{\boldsymbol{\theta}_q, \boldsymbol{\alpha}}^{ADR} = \mathbb{P}_n \left[\frac{\partial}{\partial \boldsymbol{\alpha}} \widetilde{\mathbb{U}}_{\boldsymbol{\theta}_q}^{ADR}(\mathbf{O}; \widehat{\boldsymbol{\theta}}_q^{ADR}, \boldsymbol{\alpha}, \widehat{\boldsymbol{\beta}}) \Big|_{\boldsymbol{\alpha} = \widehat{\boldsymbol{\alpha}}} \right]$, $\widehat{\boldsymbol{\mathcal{S}}}_{\boldsymbol{\theta}_q, \boldsymbol{\beta}}^{ADR} = \mathbb{P}_n \left[\frac{\partial}{\partial \boldsymbol{\beta}} \widetilde{\mathbb{U}}_{\boldsymbol{\theta}_q}^{ADR}(\mathbf{O}; \widehat{\boldsymbol{\theta}}_q^{ADR}, \widehat{\boldsymbol{\alpha}}, \boldsymbol{\beta}) \Big|_{\boldsymbol{\beta} = \widehat{\boldsymbol{\beta}}} \right]$, and definitions of $\widehat{\boldsymbol{\mathcal{I}}}_{\boldsymbol{\beta}}^{AICR}$ and $\mathbb{U}_{\boldsymbol{\beta}}^{AICR*}(\mathbf{O}; \widehat{\boldsymbol{\alpha}}, \widehat{\boldsymbol{\beta}})$ are given at the end of Appendix H.2.

Web Figures and Tables

Table 1: Correct and incorrect specifications of the propensity score models and outcome regression models in the Simulation Study (Section 5)

A. Propensity score models	
True	$\pi_1(1, \mathbf{L}_1; \boldsymbol{\alpha}_1) = \text{logit} \left([1, L_{11}, \mathbb{I}(L_{12} > 0)] \boldsymbol{\alpha}_1 \right)$ $\pi_2(1, A_1, \bar{\mathbf{L}}_2; \boldsymbol{\alpha}_2) = \text{logit} \left([1, A_1, L_{21}, \mathbb{I}(L_{22} > 0)] \boldsymbol{\alpha}_2 \right)$ $\pi_3(1, \bar{A}_2, \bar{\mathbf{L}}_3; \boldsymbol{\alpha}_3) = \text{logit} \left([1, A_2, L_{31}, \mathbb{I}(L_{32} > 0)] \boldsymbol{\alpha}_3 \right)$
False	$\pi_1(1, \mathbf{L}_1; \boldsymbol{\alpha}_1) = \text{logit} \left([1, \mathbb{I}(L_{11} \times L_{12} > 0)] \boldsymbol{\alpha}_1 \right)$ $\pi_2(1, A_1, \bar{\mathbf{L}}_2; \boldsymbol{\alpha}_2) = \text{logit} \left([1, A_1, \mathbb{I}(L_{21} \times L_{22} > 0)] \boldsymbol{\alpha}_2 \right)$ $\pi_3(1, \bar{A}_2, \bar{\mathbf{L}}_3; \boldsymbol{\alpha}_3) = \text{logit} \left([1, A_2, \mathbb{I}(L_{31} \times L_{32} > 0)] \boldsymbol{\alpha}_3 \right)$
B. Outcome regression models*	
True	$\psi_1(Y_{A_1, a_2}, A_1, \underline{a}_2, \mathbf{L}_1; \boldsymbol{\beta}_1) : Y_{A_1, a_2} = [A_1, a_2, a_3, \bar{L}_{11}, L_{12}] \boldsymbol{\delta}_1 + \epsilon_1$, where $\epsilon_1 \sim N(0, [1, a_3] \boldsymbol{\eta}_1)$ $\psi_2(Y_{\bar{A}_2, a_3}, \bar{A}_2, a_3, \bar{\mathbf{L}}_2; \boldsymbol{\beta}_2) : Y_{\bar{A}_2, a_3} = [A_1, A_2, a_3, L_{11}, L_{12}, L_{21}, L_{22}] \boldsymbol{\delta}_2 + \epsilon_2$, where $\epsilon_2 \sim N(0, [1, a_3] \boldsymbol{\eta}_2)$ $\psi_3(Y_{\bar{A}_3}, A_3, \bar{\mathbf{L}}_3; \boldsymbol{\beta}_3) : Y_{\bar{A}_3} = [A_1, A_2, A_3, L_{11}, L_{12}, L_{21}, L_{22}, L_{31}, L_{32}] \boldsymbol{\delta}_3 + \epsilon_3$, where $\epsilon_3 \sim N(0, [1, A_3] \boldsymbol{\eta}_3)$
False	$\psi_1(Y_{A_1, a_2}, A_1, \underline{a}_2, \mathbf{L}_1; \boldsymbol{\beta}_1) : Y_{A_1, a_2} = [A_1, a_2, a_3, L_{11}, L_{12}^2] \boldsymbol{\delta}_1 + \epsilon_1$, where $\epsilon_1 \sim N(0, [1, a_3] \boldsymbol{\eta}_1)$ $\psi_2(Y_{\bar{A}_2, a_3}, \bar{A}_2, a_3, \bar{\mathbf{L}}_2; \boldsymbol{\beta}_2) : Y_{\bar{A}_2, a_3} = [A_1, A_2, a_3, L_{11}, L_{12}^2, L_{21}, L_{22}^2] \boldsymbol{\delta}_2 + \epsilon_2$, where $\epsilon_2 \sim N(0, [1, a_3] \boldsymbol{\eta}_2)$ $\psi_3(Y_{\bar{A}_3}, A_3, \bar{\mathbf{L}}_3; \boldsymbol{\beta}_3) : Y_{\bar{A}_3} = [A_1, A_2, A_3, L_{11}, L_{12}^2, L_{21}, L_{22}^2, L_{31}, L_{32}^2] \boldsymbol{\delta}_3 + \epsilon_3$, where $\epsilon_3 \sim N(0, [1, A_3] \boldsymbol{\eta}_3)$

* Derivation of the correct outcome regression models can be found in Appendix F. Both the correct and incorrect outcome regression models can fit into the linear regression frameworks in Section 3.2.1.

Table 2: Simulation results for estimating $\theta_{0.75} = [\theta_{0.75,0}, \theta_{0.75,1}, \theta_{0.75,2}, \theta_{0.75,3}]$ in Scenario I (the treatment-specific propensity scores are moderately overlapped). We considered both correct or incorrect specifications of the propensity score models (PS) and the outcome regression models (OR). The results are summarized as percent bias (%), standard error, and 95% confidence interval coverage rate (%).

		Working models		Percent bias (%)				Standard error			
Method	PS	OR	$\hat{\theta}_{0.75,0}$	$\hat{\theta}_{0.75,1}$	$\hat{\theta}_{0.75,2}$	$\hat{\theta}_{0.75,3}$	$\hat{\theta}_{0.75,0}$	$\hat{\theta}_{0.75,1}$	$\hat{\theta}_{0.75,2}$	$\hat{\theta}_{0.75,3}$	
Unadjusted			-27.74	-63.61	-53.47	-24.34	0.29	0.33	0.32	0.33	
IPW	Correct		0.54	-1.15	-0.49	0.16	0.91	0.72	0.73	0.73	
IPW	Incorrect		-27.81	-69.37	-54.73	-22.44	0.27	0.29	0.29	0.30	
ICR		Correct	-0.12	-0.11	-0.26	0.05	0.25	0.26	0.21	0.16	
ICR		Incorrect	-11.80	-34.18	-18.19	-8.13	0.23	0.26	0.24	0.22	
DR	Correct	Correct	0.82	0.19	-0.14	0.39	0.45	0.49	0.47	0.41	
DR	Correct	Incorrect	0.72	-0.25	0.11	0.78	0.76	0.64	0.60	0.60	
DR	Incorrect	Correct	1.40	1.02	0.18	0.55	0.28	0.31	0.27	0.22	
DR	Incorrect	Incorrect	-11.52	-36.29	-19.30	-7.12	0.29	0.30	0.30	0.26	
		Working models		Coverage rate ¹ (%)				Coverage rate ² (%)			
Method	PS	OR	$\hat{\theta}_{0.75,0}$	$\hat{\theta}_{0.75,1}$	$\hat{\theta}_{0.75,2}$	$\hat{\theta}_{0.75,3}$	$\hat{\theta}_{0.75,0}$	$\hat{\theta}_{0.75,1}$	$\hat{\theta}_{0.75,2}$	$\hat{\theta}_{0.75,3}$	
Unadjusted			0.0	0.0	0.0	0.0	0.0	0.1	1.1	0.8	
IPW	Correct		91.4	93.9	94.0	93.9	93.9	95.7	95.7	94.6	
IPW	Incorrect		0.0	0.0	0.0	0.0	0.0	0.0	0.0	0.4	
ICR		Correct	94.3	94.3	95.6	95.8	95.1	94.8	95.4	95.4	
ICR		Incorrect	0.0	0.1	13.2	6.6	1.2	6.3	47.5	38.1	
DR	Correct	Correct	93.0	94.1	94.4	94.1	93.8	96.7	94.7	94.3	
DR	Correct	Incorrect	94.2	93.3	95.6	95.2	94.0	95.6	95.5	96.2	
DR	Incorrect	Correct	91.9	96.0	95.4	94.6	92.9	94.9	95.8	95.5	
DR	Incorrect	Incorrect	0.0	0.2	27.4	29.8	7.5	14.0	64.4	60.8	

* The percent bias was calculated as the mean of the ratio of bias to the true value over 1,000 replications, i.e., $\text{Bias}(\%) = \text{mean}(\frac{\hat{p}-p}{p}) \times 100\%$, where p denotes the true value of the causal parameter and \hat{p} is its point estimate. The standard error is defined as the squared root of the empirical variance of causal parameter from the 1,000 replications. The coverage rate¹ is by a Wald-type 95% confidence interval using the derived asymptotic variance formula. The coverage rate² is by a non-parametric percentile bootstrapping confidence interval using the 2.5% and 97.5% percentiles of the bootstrap distribution.

Table 3: Simulation results for estimating $\theta_{0.25} = [\theta_{0.25,0}, \theta_{0.25,1}, \theta_{0.25,2}, \theta_{0.25,3}]$ in Scenario I (the treatment-specific propensity scores are moderately overlapped). We considered both correct or incorrect specifications of the propensity score models (PS) and the outcome regression models (OR). The results are summarized as percent bias (%), standard error, and 95% confidence interval coverage rate (%).

Method	Working models		Percent bias (%)				Standard error			
	PS	OR	$\hat{\theta}_{0.25,0}$	$\hat{\theta}_{0.25,1}$	$\hat{\theta}_{0.25,2}$	$\hat{\theta}_{0.25,3}$	$\hat{\theta}_{0.25,0}$	$\hat{\theta}_{0.25,1}$	$\hat{\theta}_{0.25,2}$	$\hat{\theta}_{0.25,3}$
Unadjusted			-47.73	-60.61	-50.92	-20.75	0.29	0.32	0.33	0.34
IPW	Correct		-2.11	-0.76	0.56	-0.61	0.52	0.70	0.67	0.67
IPW	Incorrect		-53.38	-66.22	-53.10	-19.42	0.26	0.29	0.31	0.31
ICR		Correct	-0.11	-0.11	-0.26	-0.09	0.20	0.26	0.21	0.15
ICR		Incorrect	-20.17	-34.18	-18.19	-7.81	0.21	0.26	0.24	0.23
DR	Correct	Correct	-1.56	0.95	-0.24	-0.23	0.34	0.54	0.49	0.44
DR	Correct	Incorrect	-1.82	0.31	-0.63	-0.49	0.41	0.60	0.57	0.55
DR	Incorrect	Correct	-1.03	1.18	0.92	0.29	0.24	0.29	0.27	0.23
DR	Incorrect	Incorrect	-25.11	-36.34	-22.35	-7.52	0.26	0.30	0.29	0.27
Method	Working models		Coverage rate ¹ (%)				Coverage rate ² (%)			
	PS	OR	$\hat{\theta}_{0.25,0}$	$\hat{\theta}_{0.25,1}$	$\hat{\theta}_{0.25,2}$	$\hat{\theta}_{0.25,3}$	$\hat{\theta}_{0.25,0}$	$\hat{\theta}_{0.25,1}$	$\hat{\theta}_{0.25,2}$	$\hat{\theta}_{0.25,3}$
Unadjusted			0.0	0.0	0.0	0.0	0.0	0.1	2.7	0.7
IPW	Correct		92.6	92.5	93.9	94.9	91.3	94.5	94.9	95.5
IPW	Incorrect		0.0	0.0	0.0	0.0	0.0	0.0	0.7	0.9
ICR		Correct	94.5	94.3	95.6	95.5	94.4	94.8	95.4	95.4
ICR		Incorrect	0.0	0.1	13.2	4.0	2.5	6.3	47.5	30.9
DR	Correct	Correct	93.2	93.5	94.5	95.1	93.8	94.5	96.3	95.1
DR	Correct	Incorrect	93.3	93.9	94.9	94.4	94.1	95.7	95.4	94.0
DR	Incorrect	Correct	95.6	95.5	94.6	94.8	95.7	94.8	94.1	95.0
DR	Incorrect	Incorrect	0.0	0.6	13.7	17.9	1.0	13.4	53.3	53.0

* The percent bias was calculated as the mean of the ratio of bias to the true value over 1,000 replications, i.e., $\text{Bias}(\%) = \text{mean}(\frac{\hat{p}-p}{p}) \times 100\%$, where p denotes the true value of the causal parameter and \hat{p} is its point estimate. The standard error is defined as the squared root of the empirical variance of causal parameter from the 1,000 replications. The coverage rate¹ is by a Wald-type 95% confidence interval using the derived asymptotic variance formula. The coverage rate² is by a non-parametric percentile bootstrapping confidence interval using the 2.5% and 97.5% percentiles of the bootstrap distribution.

Table 4: Simulation results for estimating $\theta_{0.5} = [\theta_{0.5,0}, \theta_{0.5,1}, \theta_{0.5,2}, \theta_{0.5,3}]$ in Scenario II (the treatment-specific propensity scores are weakly overlapped). We considered both correct or incorrect specifications of the propensity score models (PS) and the outcome regression models (OR). The results are summarized as percent bias (%), standard error, and 95% confidence interval coverage rate (%).

Method	Working models		Percent bias (%)				Standard error			
	PS	OR	$\hat{\theta}_{0.5,0}$	$\hat{\theta}_{0.5,1}$	$\hat{\theta}_{0.5,2}$	$\hat{\theta}_{0.5,3}$	$\hat{\theta}_{0.5,0}$	$\hat{\theta}_{0.5,1}$	$\hat{\theta}_{0.5,2}$	$\hat{\theta}_{0.5,3}$
Unadjusted			-40.98	-73.56	-62.30	-27.64	0.25	0.28	0.30	0.30
IPW	Correct		-2.12	-2.94	0.82	-0.52	1.21	1.21	1.19	1.28
IPW	Incorrect		-44.49	-82.57	-66.23	-25.91	0.23	0.26	0.28	0.28
ICR		Correct	0.05	0.07	0.44	-0.04	0.21	0.27	0.22	0.16
ICR		Incorrect	-19.07	-44.75	-23.46	-11.02	0.22	0.25	0.25	0.22
DR	Correct	Correct	0.20	0.06	1.71	0.26	0.55	0.84	0.79	0.71
DR	Correct	Incorrect	-0.72	-1.73	2.46	-0.35	0.94	1.09	1.10	1.08
DR	Incorrect	Correct	1.56	2.78	2.52	0.75	0.23	0.30	0.26	0.21
DR	Incorrect	Incorrect	-20.85	-47.99	-26.63	-9.91	0.25	0.28	0.28	0.27
Method	Working models		Coverage rate ¹ (%)				Coverage rate ² (%)			
	PS	OR	$\hat{\theta}_{0.5,0}$	$\hat{\theta}_{0.5,1}$	$\hat{\theta}_{0.5,2}$	$\hat{\theta}_{0.5,3}$	$\hat{\theta}_{0.5,0}$	$\hat{\theta}_{0.5,1}$	$\hat{\theta}_{0.5,2}$	$\hat{\theta}_{0.5,3}$
Unadjusted			0.0	0.0	0.0	0.0	0.0	0.0	0.0	0.0
IPW	Correct		87.5	89.8	91.2	90.5	88.8	93.1	95.2	92.6
IPW	Incorrect		0.0	0.0	0.0	0.0	0.0	0.0	0.0	0.0
ICR		Correct	96.1	95.6	93.6	96.0	95.5	94.2	94.4	95.3
ICR		Incorrect	0.0	0.0	3.3	0.1	0.0	0.2	24.8	8.8
DR	Correct	Correct	95.3	93.4	92.7	92.9	95.7	94.4	95.5	96.1
DR	Correct	Incorrect	91.0	92.4	92.3	93.6	93.5	95.6	96.0	95.5
DR	Incorrect	Correct	92.3	95.2	92.6	93.6	91.9	92.5	94.4	94.3
DR	Incorrect	Incorrect	0.0	0.0	3.4	3.9	0.0	0.6	30.7	32.6

* The percent bias was calculated as the mean of the ratio of bias to the true value over 1,000 replications, i.e., $\text{Bias}(\%) = \text{mean}\left(\frac{\hat{p}-p}{p}\right) \times 100\%$, where p denotes the true value of the causal parameter and \hat{p} is its point estimate. The standard error is defined as the squared root of the empirical variance of causal parameter from the 1,000 replications. The coverage rate¹ is by a Wald-type 95% confidence interval using the derived asymptotic variance formula. The coverage rate² is by a non-parametric percentile bootstrapping confidence interval using the 2.5% and 97.5% percentiles of the bootstrap distribution.

Table 5: Simulation results for estimating $\theta_{0.75} = [\theta_{0.75,0}, \theta_{0.75,1}, \theta_{0.75,2}, \theta_{0.75,3}]$ in Scenario II (the treatment-specific propensity scores are weakly overlapped). We considered both correct or incorrect specifications of the propensity score models (PS) and the outcome regression models (OR). The results are summarized as percent bias (%), standard error, and 95% confidence interval coverage rate (%).

Method	Working models		Percent bias (%)				Standard error			
	PS	OR	$\hat{\theta}_{0.75,0}$	$\hat{\theta}_{0.75,1}$	$\hat{\theta}_{0.75,2}$	$\hat{\theta}_{0.75,3}$	$\hat{\theta}_{0.75,0}$	$\hat{\theta}_{0.75,1}$	$\hat{\theta}_{0.75,2}$	$\hat{\theta}_{0.75,3}$
Unadjusted			-34.02	-75.90	-64.17	-30.48	0.28	0.31	0.31	0.32
IPW	Correct		-2.20	-6.56	-2.11	-0.82	1.54	1.25	1.25	1.36
IPW	Incorrect		-35.39	-84.90	-67.85	-28.25	0.25	0.29	0.29	0.30
ICR		Correct	0.01	0.07	0.44	0.01	0.25	0.27	0.22	0.17
ICR		Incorrect	-15.97	-44.81	-23.47	-11.39	0.24	0.25	0.25	0.22
DR	Correct	Correct	0.92	-1.06	1.56	0.59	0.80	0.92	0.85	0.72
DR	Correct	Incorrect	-1.55	-5.03	-0.22	0.38	1.41	1.18	1.18	1.18
DR	Incorrect	Correct	1.31	0.65	1.00	0.48	0.27	0.33	0.29	0.22
DR	Incorrect	Incorrect	-16.31	-48.63	-24.78	-10.13	0.28	0.30	0.30	0.27
Method	Working models		Coverage rate ¹ (%)				Coverage rate ² (%)			
	PS	OR	$\hat{\theta}_{0.75,0}$	$\hat{\theta}_{0.75,1}$	$\hat{\theta}_{0.75,2}$	$\hat{\theta}_{0.75,3}$	$\hat{\theta}_{0.75,0}$	$\hat{\theta}_{0.75,1}$	$\hat{\theta}_{0.75,2}$	$\hat{\theta}_{0.75,3}$
Unadjusted			0.0	0.0	0.0	0.0	0.0	0.0	0.1	0.0
IPW	Correct		80.2	87.5	90.4	88.9	84.3	92.4	93.9	92.6
IPW	Incorrect		0.0	0.0	0.0	0.0	0.0	0.0	0.0	0.0
ICR		Correct	96.4	95.6	93.6	94.9	95.9	94.2	94.4	95.2
ICR		Incorrect	0.0	0.0	3.3	0.1	0.0	0.2	24.8	13.7
DR	Correct	Correct	93.6	93.6	93.5	93.2	95.2	95.2	95.5	94.9
DR	Correct	Incorrect	82.9	88.6	92.0	91.4	88.3	93.2	94.8	94.6
DR	Incorrect	Correct	91.1	95.8	93.9	94.6	92.0	93.9	94.6	94.7
DR	Incorrect	Incorrect	0.0	0.0	8.9	7.4	0.1	1.8	37.1	42.6

* The percent bias was calculated as the mean of the ratio of bias to the true value over 1,000 replications, i.e., $\text{Bias}(\%) = \text{mean}(\frac{\hat{p}-p}{p}) \times 100\%$, where p denotes the true value of the causal parameter and \hat{p} is its point estimate. The standard error is defined as the squared root of the empirical variance of causal parameter from the 1,000 replications. The coverage rate¹ is by a Wald-type 95% confidence interval using the derived asymptotic variance formula. The coverage rate² is by a non-parametric percentile bootstrapping confidence interval using the 2.5% and 97.5% percentiles of the bootstrap distribution.

Table 6: Simulation results for estimating $\theta_{0.25} = [\theta_{0.25,0}, \theta_{0.25,1}, \theta_{0.25,2}, \theta_{0.25,3}]$ in Scenario II (the treatment-specific propensity scores are weakly overlapped). We considered both correct or incorrect specifications of the propensity score models (PS) and the outcome regression models (OR). The results are summarized as percent bias (%), standard error, and 95% confidence interval coverage rate (%).

		Working models		Percent bias (%)				Standard error			
Method	PS	OR	$\hat{\theta}_{0.25,0}$	$\hat{\theta}_{0.25,1}$	$\hat{\theta}_{0.25,2}$	$\hat{\theta}_{0.25,3}$	$\hat{\theta}_{0.25,0}$	$\hat{\theta}_{0.25,1}$	$\hat{\theta}_{0.25,2}$	$\hat{\theta}_{0.25,3}$	
Unadjusted			-55.83	-70.92	-60.52	-25.43	0.26	0.31	0.33	0.33	
IPW	Correct		-4.42	-3.56	-0.74	-2.12	0.97	1.21	1.26	1.25	
IPW	Incorrect		-63.83	-80.17	-64.91	-23.96	0.25	0.30	0.30	0.31	
ICR		Correct	0.10	0.07	0.44	-0.12	0.19	0.27	0.22	0.17	
ICR		Incorrect	-25.63	-44.76	-23.46	-10.72	0.21	0.25	0.25	0.23	
DR	Correct	Correct	-1.81	1.89	1.36	-0.38	0.58	0.93	0.98	0.83	
DR	Correct	Incorrect	-2.23	-1.57	1.04	-1.19	1.05	1.17	1.25	1.21	
DR	Incorrect	Correct	-0.23	1.90	2.00	0.31	0.25	0.33	0.29	0.24	
DR	Incorrect	Incorrect	-32.53	-48.34	-29.97	-10.35	0.26	0.31	0.32	0.30	
		Working models		Coverage rate ¹ (%)				Coverage rate ² (%)			
Method	PS	OR	$\hat{\theta}_{0.25,0}$	$\hat{\theta}_{0.25,1}$	$\hat{\theta}_{0.25,2}$	$\hat{\theta}_{0.25,3}$	$\hat{\theta}_{0.25,0}$	$\hat{\theta}_{0.25,1}$	$\hat{\theta}_{0.25,2}$	$\hat{\theta}_{0.25,3}$	
Unadjusted			0.0	0.0	0.0	0.0	0.0	0.0	0.0	0.1	
IPW	Correct		88.2	89.4	89.6	89.2	89.5	93.9	94.1	91.2	
IPW	Incorrect		0.0	0.0	0.0	0.0	0.0	0.0	0.0	0.1	
ICR		Correct	95.5	95.6	93.6	96.2	94.7	94.2	94.4	95.4	
ICR		Incorrect	0.0	0.0	3.3	0.2	0.1	0.2	24.8	9.8	
DR	Correct	Correct	94.1	92.8	91.7	91.8	94.5	96.0	95.8	95.3	
DR	Correct	Incorrect	91.3	90.7	91.2	90.9	94.1	97.0	97.2	94.0	
DR	Incorrect	Correct	95.1	95.5	93.4	94.8	94.8	94.9	94.6	94.8	
DR	Incorrect	Incorrect	0.0	0.0	3.9	4.2	0.0	1.7	27.6	28.8	

* The percent bias was calculated as the mean of the ratio of bias to the true value over 1,000 replications, i.e., $\text{Bias}(\%) = \text{mean}(\frac{\hat{p}-p}{p}) \times 100\%$, where p denotes the true value of the causal parameter and \hat{p} is its point estimate. The standard error is defined as the squared root of the empirical variance of causal parameter from the 1,000 replications. The coverage rate¹ is by a Wald-type 95% confidence interval using the derived asymptotic variance formula. The coverage rate² is by a non-parametric percentile bootstrapping confidence interval using the 2.5% and 97.5% percentiles of the bootstrap distribution.

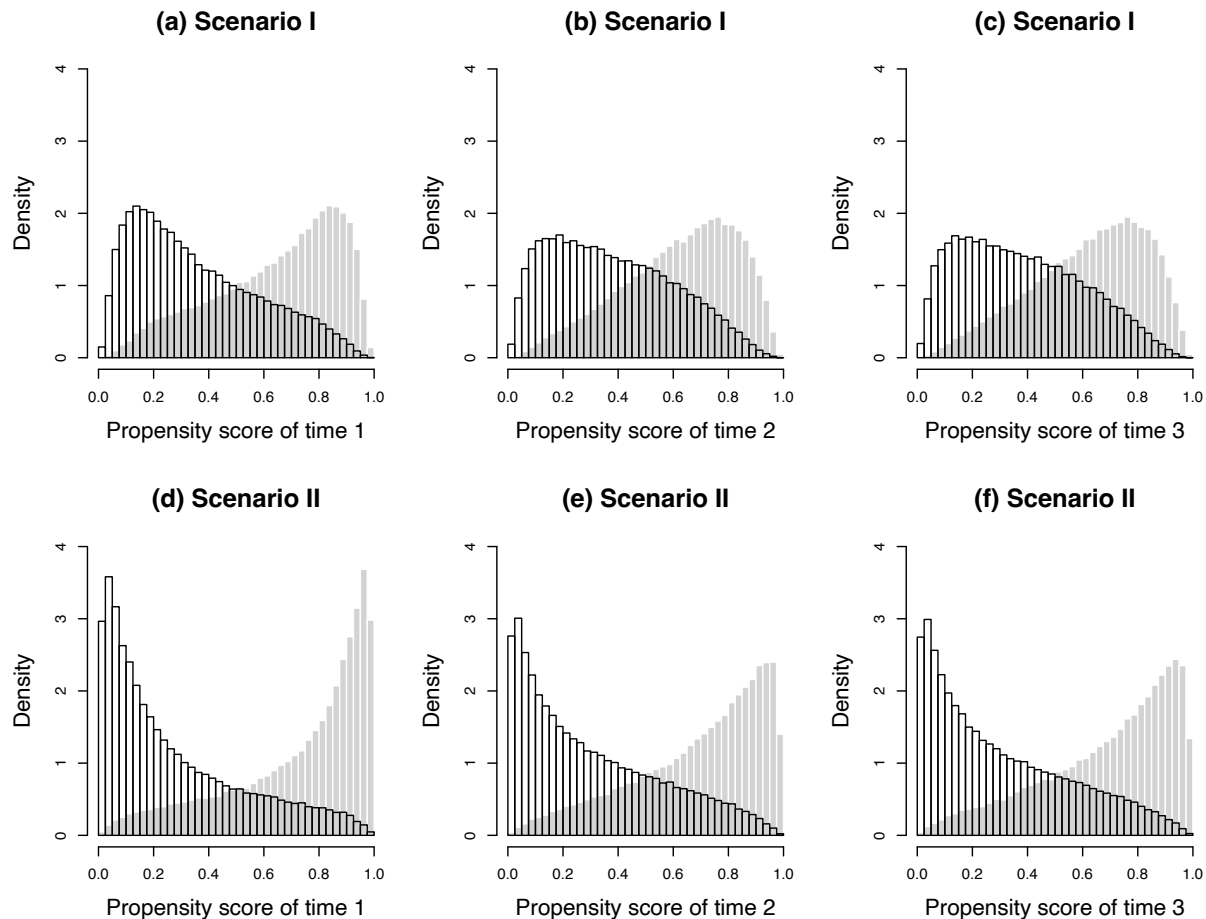


Figure 1: Distributions of true propensity scores in Scenario I (upper row) and Scenario II (lower row). The gray shaded bars indicate the treated group; the unshaded bars indicate the control group.

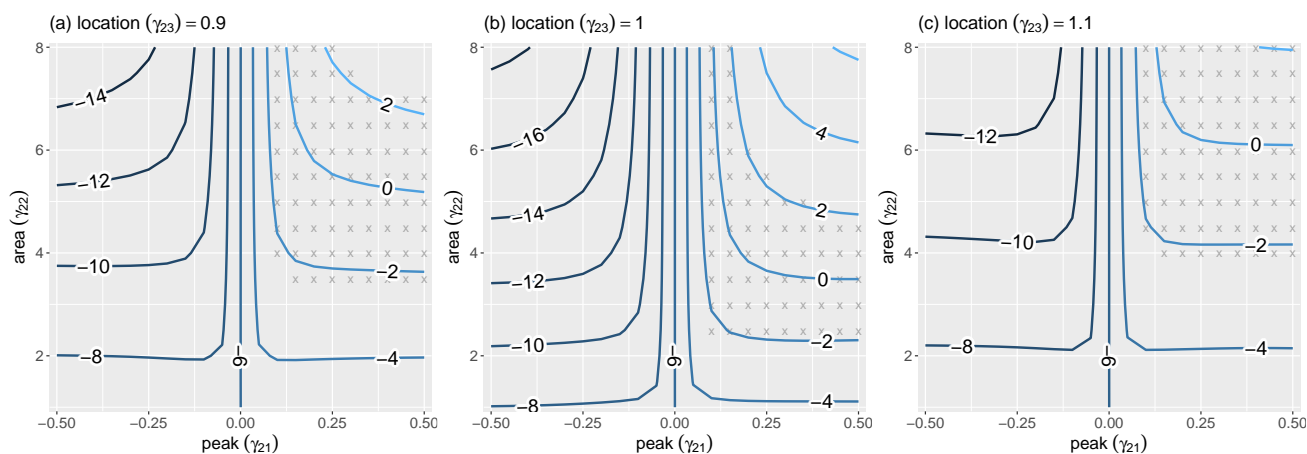


Figure 2: Sensitivity analysis for $TE_{0.5}$ to unmeasured confounding at the second period, contours of the augmented doubly robust estimates for fixed values of $(\gamma_{21}, \gamma_{22})$, when $\gamma_{23} = 0.9$ (Panel a), 1 (Panel b), 1.1 (Panel c). Here, \times indicates $(\gamma_{21}, \gamma_{22})$ such that the corresponding 95% interval estimate covers 0.

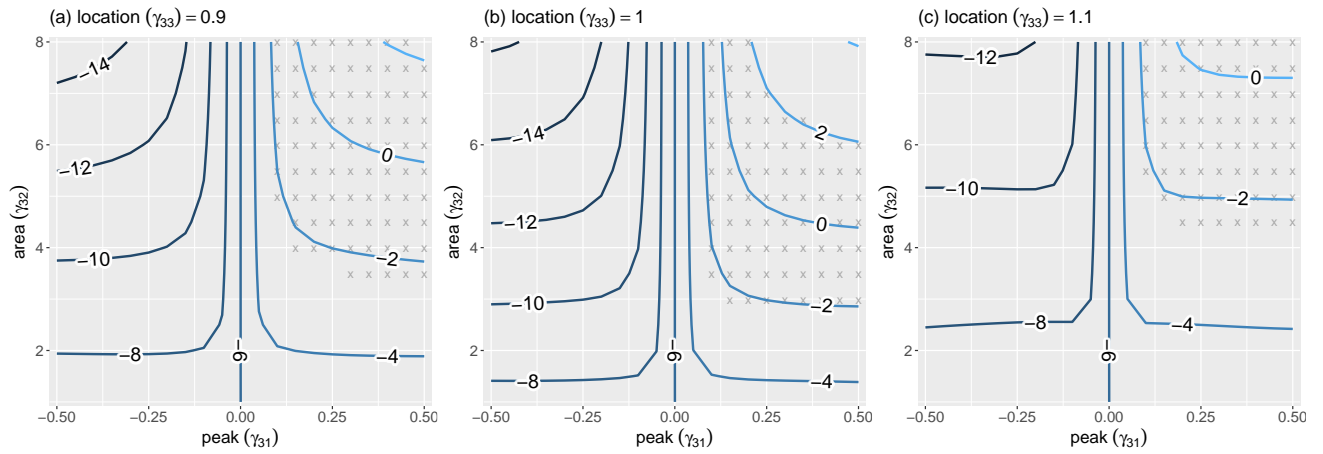


Figure 3: Sensitivity analysis for $TE_{0.5}$ to unmeasured baseline confounding at the third period, contours of the augmented doubly robust estimates for fixed values of $(\gamma_{31}, \gamma_{32})$, when $\gamma_{33} = 0.9$ (Panel a), 1 (Panel b), 1.1 (Panel c). Here, \times indicates $(\gamma_{31}, \gamma_{32})$ such that the corresponding 95% interval estimate covers 0.