

The importance of good coding practices for data scientists

Randall Pruim
Calvin University
and
Maria-Cristiana Gîrjău
Amherst College and Columbia University
and
Nicholas J. Horton
Amherst College

October 6, 2022

Abstract

Many data science students and practitioners are reluctant to adopt good coding practices as long as the code “works”. However, code standards are an important part of modern data science practice, and they play an essential role in the development of “data acumen”. Good coding practices lead to more reliable code and often save more time than they cost, making them important even for beginners. We believe that principled coding practices are vital for statistics and data science. To install these practices within academic programs, it is important for instructors and programs to begin establishing these practices early, to reinforce them often, and to hold themselves to a higher standard while guiding students. We describe key aspects of coding practices (both good and bad), focusing primarily on the R language, though similar standards are applicable to other software environments. The lessons are organized into a top ten list.

Keywords: data acumen, data science, data science practice, data science education, code quality, code style

1 Introduction

Coding is an increasingly important part of statistical analyses ([Nolan & Temple Lang 2010](#), [Hardin et al. \(2021\)](#)). The goal of code is not just to solve an immediate analysis problem but also to establish reusable workflows and to communicate. As projects and analyses become more sophisticated, it's important that structures and expectations be set to facilitate data science as a *team sport* in a sustainable and reproducible way.

Recent reports ([National Academies of Science, Engineering, and Medicine 2018](#)) have highlighted the importance of workflow and reproducibility as a component of data science practice:

“Modern data science has at its core the creation of workflows—pipelines of processes that combine simpler tools to solve larger tasks. Documenting, incrementally improving, sharing, and generalizing such workflows are an important part of data science practice owing to the team nature of data science and broader significance of scientific reproducibility and replicability. Documenting and sharing workflows enable others to understand how data have been used and refined and what steps were taken in an analysis process. This can increase the confidence in results and improve trust in the process as well as enable reuse of analyses or results in a meaningful way (page 2-12).”

Adhering to established coding standards is an important step in fostering effective analyses and an important component of data acumen. Unfortunately, attention to these issues has not been central to many curricula in statistics and data science.

1.1 Why bother?

Many data science students, and some practitioners, are reluctant to adopt good coding practices. As long as the code “works”, they are satisfied and ready to move on. But how do they know that “it works”? For data analysts, these issues are an important part of data science practice, because it affects the bottom line:

Good coding practices lead to more reliable and maintainable code.

It is easier to notice and fix errors in well written code. And it is less likely that the errors occur in the first place if the authors are using good practices. [Trisovic et al. \(2022\)](#) carried out a large-scale study on code quality and found that 74% of R files did not run successfully. After incorporating some automated code cleaning targeting “some of the most common execution errors”, only 56% failed.

Even when the code is correct, following good coding practices makes the code easier to read and understand, saving time and promoting good communication among team members.

In a recent blog post, [Lyman \(2021\)](#) wrote:

The value of high-quality code can be difficult to communicate. Some managers see it as a boondoggle, an expensive hobby for overly fastidious programmers, since investing in code quality can slow development over the short term and doesn’t appear to alter the user experience. But nothing could be further from the truth.

Learning and consistently using good coding practices takes some effort and some attention. But in the end, we agree that they are likely to save far more time than they consume ([Ball et al. 2022](#)). Well written code is more likely to be correct, saving the time of redoing things, and easier to maintain, saving effort when it becomes necessary to modify or adapt the

code in the future. Collaborations with other team members are likely to be more positive if the quality of individual contributions is higher.

We are convinced that

Good coding practice is important, even for beginners.

It is easier and more efficient to learn good coding practices as one learns to program than to unlearn bad habits later. This makes it especially important that the code beginners *see* meets the highest standards for coding practice. We can't expect beginners to mimic these practices perfectly from the start, but if they don't have a good model to emulate, we are impeding their progress unnecessarily. As an additional benefit, modeling good coding practices will make it easier for students (and others) to learn not only good coding technique but also the concepts and applications that the code is illustrating.

In this paper, we will motivate the importance of principled coding, illustrate key aspects of good coding practices, and suggest ways that these practices can be included in the data science and statistics curriculum.

1.2 Prior work

We acknowledge that much of what we discuss is not novel, but it is nonetheless important (and, we argue, under-appreciated and under-emphasized). Many calls for better coding practices and enumerations of such practices exist. Computer science curricula have long emphasized these practices beginning in introductory programming courses and continuing throughout the curriculum (Keuning et al. 2017, Borstler et al. (2017)), especially in courses like software engineering or in capstone projects courses (e.g., Berkeley's CS169, <https://bcourses.berkeley.edu/courses/1507976>). Stegeman et al. (2014) and (2016) have

described rubrics and assessment for code quality in programming courses.

The importance of good coding practices is also recognized in industry ([Google Style Guide 2019](#), [Ghani 2022](#)) and across the sciences ([Wilson et al. 2017](#), [Aruliah et al. \(2012\)](#), [Filazzola & Lortie \(2022\)](#)) and social sciences ([Gentzkow & Shapiro 2022](#)). [Dogucu & Çetinkaya Rundel \(2022\)](#) motivates the importance of code quality, style guides, file organization, and related topics. Related work by [Carey & Papin \(2018\)](#) that describes rules for new programmers has relevance for teaching data analysis. [Nolan & Stoudt \(2021\)](#) offer a “Dirty Dozen” set of helpful code recommendations, and [Abouzekry \(2012\)](#) provides ten tips for better coding.

While the particular coding practices enumerated vary some by author, programming language, and application area, the overall message is clear: Good coding practices are important across a wide range of contexts to ensure that people, especially those working in teams, are productive and that their work is reliable, maintainable, and reproducible. Furthermore, there is broad agreement about the basic contours of what constitutes good coding practice. Unfortunately, the abundance of such calls indicates that practice continues to fall short of principle.

1.3 Why R?

While the importance of good coding practice applies to any programming language, we focus primarily on R ([R Core Team 2022](#)) for several reasons.

1. *R is a popular language used for data science, both at academic institutions and in industry.*

It make sense to choose a language that is heavily used in both academic and industry

contexts. R is not alone in this respect. Python, in particular, is also very popular. And the same basic principles apply to Python as well. But in our experience, the problems associated with poor coding practices feel more common among those who use R, perhaps due to greater heterogeneity of users.

2. *R users are less likely to be familiar with good coding practices than are users of other languages.*

R is not a popular language in computer science curricula (Siegfried et al. 2021), where good coding practices are more commonly taught and assessed (Stegeman et al. 2014). We have noticed that many users of R, even if they took undergraduate programming courses where good coding practices are more likely to have been taught than in data science courses, likely did not use R in those courses.

Many more R users have come to R without formal computer science background and were never schooled in good coding practices – and it often shows.

3. *Developing good coding practices is more challenging in R than in other environments.*

R is an exceedingly flexible language. It has elements of functional programming reminiscent of LISP with newer object-oriented ideas added on.¹ Nonstandard evaluation and the ability to “program on the language” make it possible to introduce new features and syntactic sugar.

R’s package ecosystem is vast, decentralized, and rapidly evolving; and the new popularity of a suite of packages backed by RStudio has led to the growing popularity

¹Indeed, R has several different object-oriented systems, most notably S3 and S4, and a new system – R7 – is available as an add-on package and seems likely to become part of the base language soon. See <https://rconsortium.github.io/OOP-WG/>.

of code that looks fundamentally different from older “base R” code that accomplishes the same tasks ([Çetinkaya Rundel et al. 2022](#)). Syntactically, R is similar to C/C++, but it has many fundamental differences with those languages.

These features of R, its evolution, and its user base make it particularly important for data scientists who use or teach with R to emphasize good coding practices. In particular, it can be challenging for new users of R to develop good coding habits. It is readily apparent, for example, when students search the internet for help and start using code that is nothing like the code that has been demonstrated in class, and beginners are typically unable to bring the two into alignment – if that is even possible.

1.4 A Motivating Example

An April 2021 twitter post ([Meyer 2021](#)) commented:

It is really painful when taking a graduate level data science course and the instructor’s code is considerably below any acceptable standard in the real world.

Here is some real life code from a demo offered for the current homework...

dear lord.

```
library(dplyr)

data <- read.csv(fname)

train <- data[0:(length(data[,1])-8),]

train.ts <- ts(train[,c(2,3,4,5)],,start=c(2014,1),freq=52)

test <- data[(length(data[,1])-7):length(data[,1]),]
```

We concur that this code, while short, is exceptionally hard to read. Two possible improved versions are given below, the second taking advantage of R’s built-in pipe operator:

```

n_test <- 8

data <- read.csv(fname)

train <- head(data, -n_test)

test  <- tail(data, n_test)

train_ts <-

  ts(dplyr::select(train, 2:5), start = c(2014, 1), freq = 52))

n_test <- 8

data <- read.csv(fname)

train <- data |> head(-n_test)

test  <- data |> tail(n_test)

train_ts <-

  train |> dplyr::select(2:5) |> ts(start = c(2014, 1), freq = 52)

```

The suggested revisions add white space to improve readability and simplify some of the subsetting, notably by taking advantage of the `head()` and `tail()` functions. In addition to improved formatting, we specify that the `select()` function is coming from the `dplyr` package. We note that there are still aspects of the code that are brittle (e.g., assumptions regarding the ordering of the five variables in the dataset). The version using the native pipe in R rearranges the nested tasks, making the order of operations more transparent.

Both revisions are easier to read and understand (and maintain) than the original. This example is compelling because it shows that students notice and motivates why academics need to live up to industry standards.

2 Establishing Good Coding Practices

2.1 The Four C's

As mentioned in the introduction, many lists of good coding practices have been published. These lists can provide useful guidance as one progresses — or, in the case of an instructor, leads students in their progression — toward better coding practices.

In addition to providing students with specific coding guidelines like our top ten list below, we think it is also important that students understand the higher level goals that the specific guidelines are intended to support. These higher level goals take into account that computer code simultaneously communicates both to humans and to the computer and provide a framework for establishing a set of specific coding practices. We describe these as the four C's for good code:

- **Correctness:** It is important that the code be correct so that the computer does what is intended.
- **Clarity:** It is also important the that code be clear, so that humans reading and writing the code can tell what it is intended to do, and easily make modifications as necessary. (This advice applies both to other humans and to the same human at some later date.)
- **Containment:** It is helpful if the code is appropriately contained, to keep separate things that should be separate and together things that should be together. [Varanian \(2022\)](#) refers to this idea as “low coupling, high cohesion.”
- **Consistency:** Finally, it is useful if code exhibits internal consistency of style, naming conventions, and other coding practices.

2.2 A Progressive Approach

Before revealing our top ten list, we want to emphasize the importance of taking a progressive approach, both for oneself and for students. Developing good coding practices takes time and attention. Any list of coding guidelines can exceed the available cognitive resources to take them on. As is true for any behavioral intervention, change takes time and effort.

This advice about developing a growth mindset that proposes slow and steady change ([Dana Center 2021](#)) applied to us as well. We are often dismayed and chagrined at the quality of the code we provided students five or ten years ago, and we are constantly updating our own coding examples to improve them.

2.3 Top Ten list

While the four C's establish important goals for code, they do little to specify how the goals might be achieved. The list of ten guidelines below provide some additional specificity and are ordered roughly in the progression we encourage our students to develop them. By the completion of an undergraduate data science program, we would expect all students to be comfortable practicing all of the items on this list, which we are confident will also serve data science practitioners well throughout their careers.

1. Follow a style guide consistently.

We include in style things like use of whitespace and indentation; effective use of comments ([Spertus 2021](#)); naming conventions for variables, functions, and files ([Bryan 2015](#)); the choice of data types used for various purposes; and the particular “coding dialect” used ([Wickham 2022](#), [Abouzekry \(2012\)](#)). Consistent use of whitespace and indentation can be automated in many modern editors and IDEs (integrated

development environments). In R, packages like `styler` (Müller & Walthert 2022) and `formatR` (Xie 2022) can assist with this. (Alas, most of the remaining elements of style require continual human attention.)

Wilson et al. (2017) and Lyman (2021) note the importance of giving variables and functions meaningful names as a way to clarify the code and making it easier to read. But naming things can be difficult (Fowler 2009), especially early in a project (when the scope may not yet be clear) and for novice coders. Having a set of general purpose guidelines to narrow the choices and using these across multiple projects can assist greatly in the selection of names.

- a. The length of names should be proportional to their scope.

The more distance (measured in terms of number of people, human time, and lines of code) between definition and use, the more important it is that a name communicates clearly. The use of a 1-character variable name may be acceptable as an index variable of limited scope or as a placeholder argument for a simple function. But even in these cases, a name that reflects what the indexing or placeholder represents is often preferred. Abbreviations are a two-edged sword. Used consistently by a community or team that is familiar with their meanings, they can help reduce the length of names. They can also become inscrutable to those less familiar with the project. Keeping a digest of abbreviations used can be very helpful.

- b. Use delimiters to make parsing easier for humans and computers.

When one adopts mixed case or uses underscores or some other delimiter, consistent use of delimiters makes it easier for people to remember the name and opens

the possibility of algorithmic processing based on names. For file names, in particular, the use of underscores and hyphens to indicate two levels of chunking can be very useful: `my-file_2023-12-25.txt`, `some-other-file_2023-01-02.txt` makes it easy to separate the dates from the slugs (the unique identifier for the file), even when the slugs have a different number of components. Requiring students to follow file-naming conventions (likely which include some identifier for the student) for files that they submit can be a useful way to encourage their use of a file-naming system.

- c. Choose naming conventions that sort naturally.

For dates in file names, we recommend adopting the ISO 8601 standard ([ISO 2019](#)) (YYYY-MM-DD, for example). This format sorts naturally without any special treatment of dates. Padding numbers with 0's so that all numbers use the same number of digits also serves this purpose, and numbers can be prepended to file names to force a particular sorting. (Leaving gaps for future insertions can be helpful as well.)

- d. Use capitalization consistently.

There are no absolute standards here, but adopting a strong local convention can help avoid errors. It is also wise to avoid using two names that differ only in their case. Such names are easily swapped for one another and are difficult to read aloud. Students should be introduced to camelCase, CamelCase, and snake_case, but encouraged to stick with one of these as much as possible.²

²Unfortunately, R is not very helpful in this regard. A lot of naming inconsistencies exist in core R functions. The tidyverse has paid much more careful attention to naming conventions, and those who adopt the tidyverse tool kit should follow its naming conventions as much as possible.

We recommend avoiding the dot (.) as a delimiter in R since it serves another purpose in R’s S3 generic system (and in other programming languages as well).

- e. Use names to distinguish between containers and elements.

Although not a widespread practice in the R community, the authors prefer to use initial capitals to distinguish containers (like data frames) from their elements (variables). This can be especially useful when teaching beginners, for whom the distinction between data sets, variables, and summary statistics is often challenging.

2. ‘Choose Wisely’ – Sometimes less is more.

There are many ways to perform some common tasks in R. Even when several are equally good on their own merits, selecting a toolkit consisting of functions that work well together improves readability and reduces errors that arise from failing to switch from one standard to another ([Çetinkaya Rundel et al. 2022](#), [Pruim & Horton \(2020\)](#)). The tidyverse ([Wickham et al. 2019](#)) provides one example of an “opinionated collection of R packages designed for data science [which] share an underlying design philosophy, grammar, and data structures.” As such, it provides a good model for the kind of attention that is needed to produce such a toolkit.

It is especially important the instructors make wise choices about the toolkit that they present to students. A well chosen, consistent toolkit both demonstrates good coding practice and makes it easier for students to learn the material in a given course.

3. Take advantage of modern tools for constructing documents and webpages.

Students familiar with copying and pasting output from one software application (e.g., Excel) into another (e.g., Word or PowerPoint) should be encouraged early in

their careers to take advantage of other workflows like RMarkdown ([Baumer et al. 2014](#)), quarto ([Allaire 2022](#)), and Jupyter notebooks ([JupyterHub 2022](#)). Quarto, in particular, allows students to generate multiple document formats (including PDF, Word, and HTML) from a single source document that contains R (and Python, Julia or Observable JavaScript) code, the results of executing that code, and formatted text discussing the process and results.

[Sandve et al. \(2013\)](#) offers a set of rules for reproducible computations research. The first of these is that for each result, it's important to keep track of where it is produced. A workflow where output or graphics are copied from one place to another or where manual data wrangling steps are undertaken outside the documented workflow (Sandve et al's rule 5) obfuscates this important provenance.

Fostering reproducible analyses and workflow early-on is valuable for students, and many instructors who use R emphasize the use of R Markdown (or more recently, quarto) starting very early in their introductory courses ([Baumer et al. 2014](#)). But some practitioners unfortunately still rely on R scripts that produce auxiliary files that are then included elsewhere for reporting, perhaps via unautomated copy-and-paste steps. The use of modern document formats reinforces proper encapsulation and reproducibility since the documents must be self-contained and include all information needed to perform the analysis being presented. Assignments that ask students to repeat an analysis with an augmented data set or slightly modified task (both common occurrences in practice), or to undertake workflows which require separate steps (complicated or time-consuming wrangling followed by later analysis of time-stamped datasets) can reinforce the power of these tools.

More advanced students can be taught about parameter-driven documents ([Mahoney](#)

2022) and automated report generation (Beck 2020) (both of which are supported by RMarkdown and quarto) and can learn to create a wider variety of document types, including webpages, presentations, and dashboards.

4. **Avoid overuse of copy-and-paste “workflows”.**

Overuse of copy-paste-modify can effect code writing as well as document creation. This is usually an indication of a bad workflow or poor encapsulation. Frequent copying and pasting of R code may indicate the need for a function that encapsulates the repeated code into one location, identifies (via its arguments) what changes, and simplifies code maintenance (since changes only need to be made in one location) (McConnell 2004).

This is not meant to suggest that scaffolded assignments, where students are presented with incomplete code to complete, are not useful. We recognize that many students (and practitioners) often seek to solve problems by finding working code that does a similar task and modifying it to obtain the desired result.

But students who rely on this as their sole mechanism for producing code are likely failing to learn important concepts and structures at a deep level and developing coding habits that will not serve them (or their colleagues) well. For beginners, this may require the instructor to modify the toolkit being used or to provide students with some (but not too many) additional functions (Pruim & Horton 2020).

Before long, however, students should be taught to write their own simple functions. The authors often do this beginning from existing code that does one task and asking students to generalize the task and to create a reusable function to execute it. We illustrate this with a simple example of creating a plot from the `babynames` data

(Wickham 2021).

```
library(tidyverse)

babynames::babynames |>

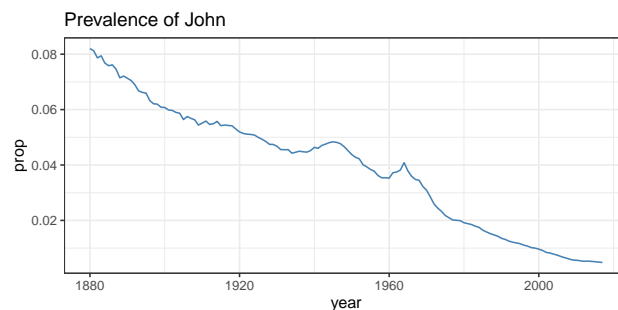
  filter(name == "John") |>

  group_by(year) |>

  summarise(prop = sum(prop)) |>

  gf_line(prop ~ year, color = "steelblue") |>

  gf_labs(title = "Prevalence of John")
```



This code can be generalized in several ways. Here we create a function that allows us to select several names and a range of years.

```
library(ggformula)

baby_plot <- function(names, years = c(1880, 2017)) {

  years <- range(years) # simple defensive coding (see #7)

  babynames::babynames |>

    filter(year >= years[1], year <= years[2], name %in% names) |>

    group_by(year, name) |> summarise(prop = sum(prop)) |>

    gf_line(prop ~ year, color = ~name) |>

    gf_labs(

      title =
```



```

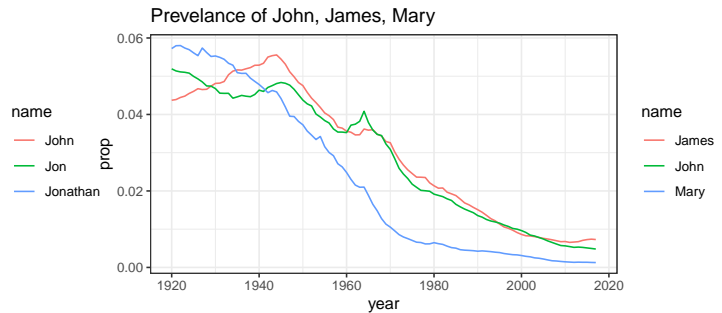
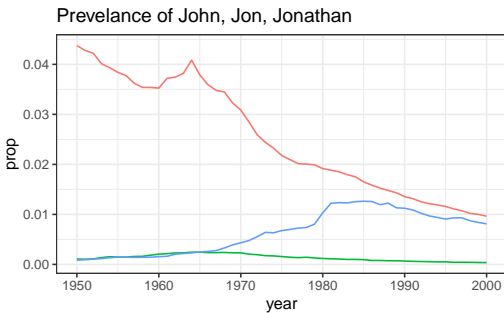
    paste0("Prevelance of ", paste(names, collapse = ", "))

}

baby_plot(c("John", "Jon", "Jonathan"), years = c(1950, 2000))

baby_plot(c("John", "James", "Mary"), years = c(1920, 2020))

```



The ability to write functions also opens up the possibility to use many general-purpose functions in R that take functions *as arguments* (see [Wickham 2019](#), chapter 9).

5. Create and use R packages.

Functions (and data sets) that are useful in multiple projects can be saved in an R package. Users of R will already be familiar with packages, since most of the R code that they use comes from a package. But it is also important to learn how to create packages, not only to share widely via CRAN, bioconductor, or GitHub, but also for use within projects shared among collaborators.

“R packages are the fundamental units of reproducible R code.” ([Wickham 2015](#)) Code in a package can easily and robustly be included in files within and across projects. Packages also provide standard mechanisms for documentation and testing. While there are some details to be learned, the RStudio IDE and the `devtools` package ([Wickham et al. 2022](#)) take care of many of these details, greatly simplifying the

process of creating a package. Students who learn to create packages also gain a firmer understanding of how packages work, which makes them better users of packages created by others.

By the end of their programs, data science majors should be comfortable writing functions and have had experience creating a package.

6. **Don't impose coding paradigms from other languages.**

This is primarily a concern for new users (and instructors) who are already familiar with other programming languages and may be tempted to bring with them coding practices not well suited for work in R. The most salient of these is the misuse of for loops. A staple of programming in many languages, for loops should mostly be avoided in R.

[Burns \(2011\)](#) describes the use of for loops as “speaking R with a C accent – a strong accent” (page 17). He also recommends making for loops lean if they are used: “Put as much outside of loops as possible. One example: if the same or a similar sequence is created in each iteration, then create the sequence first and reuse it. Creating a sequence is quite fast, but appreciable time can accumulate if it is done thousands or millions of times. (page 22)”

The key concept of iterating over an object (a list, a vector, etc.) *is* very important. But R provides other ways to do this that are both more efficient and more elegant than using for loops.

The overuse of for loops is not typically an issue for students who are writing their first code in R, but it can be a challenge for students who are already familiar with languages like Python, C++, or java and have been developing coding practices that

are suited to those languages but do not transfer over to R very well. Consider the simple task of summing the first 100 integers. A student with previous programming experience was likely taught to approach this task like this:

```
s <- 0

for (i in 1:100) {

  s <- s + i

}

s
```

```
[1] 5050
```

A much more efficient and R-like way to do this is simply:

```
sum(1:100)
```

```
[1] 5050
```

R also includes many functions that are “vectorized” so that the following two lines produce equivalent vectors `y` containing the logarithms of each value contained in `x` (but the second is more efficient, clearer, and easier to embed in data transformation workflows).

```
y <- NULL; for (i in 1:length(x)) { y[i] <- log(x[i]) }

y <- log(x)
```

The `Vectorize()` function makes it easy for users to create their own vectorized functions that work in the same way as `log()` and many other functions. Additionally, R includes many functionals (see, for example, [Wickham 2019](#), chapter 9) in the “apply” family (both in base R and in packages like `purrr` ([Henry & Wickham 2020](#))).

These functionals provide fine control over how a function is applied to each item in a list-like structure (or parallel lists) and how the results are returned. Learning to use these functions in a functional language like R makes code both more efficient and more readable.

7. **Expect that it might not work: Employ consistency checks, and fail safely.**

Things don't always work. And code written today may be used in the future in ways that were not anticipated. Avoiding brittle code (like referring to a column in a data frame by number rather than by name), building in checks of assumptions, emitting informative messages, and running automated code tests can reduce the frequency of downstream errors that may otherwise go undetected.

When students are introduced to creating packages, they should learn to create unit tests, but much earlier, students should be taught to check their work and their data for obvious problems by answering a few simple questions like Does my data frame have the anticipated shape? Do numerical and/or graphical summaries give plausible results? Are quantitative features in the expected range (e.g., ages non-negative)? Have I tried some examples where I know what the correct answer is? What happens if I ...?

Learning to anticipate (and check for) potential problems is a key step in the progression of a data scientist. Full blown unit testing of the sort supported by the `testthat` (Wickham 2011) or `assertr` (Fischetti 2021) packages may not be needed from the start. But it is good to emphasize the importance of checking for correctness early on. Data audits are a useful part of any workflow. Visualizations or tables can help convince us that a data transformation was performed correctly. Testing code on small

examples or examples where the correct result is known, can help reassure us that the code will work on other examples. For instructors, the examples that students construct can also reveal how students are thinking about the task and how their solution might fail.

From these early efforts at testing, we can build to more robust checks of correctness. Defensive coding ([McNamara & Horton 2018](#)) is an approach where some investment in runtime checks can help avoid undetected errors. For example, if an analysis is assuming a set of levels for a categorical variable, these can be confirmed to ensure that data consistency issues don't arise if a new dataset (perhaps a subset of the original data set in which some levels do not occur) is provided. [Riederer \(2020\)](#) suggests ways to develop robust workflows for data validation.

8. When it doesn't work: **Learn how to debug and to ask for help.**

Sometimes we know the code we have written is not working, but what then? Developing some rudimentary debugging skills, including the use of a debugger, can make finding and fixing errors much less frustrating and time consuming. Unfortunately, many instructors do not teach systematic ways to debug code. The aptly named *What They Forgot to Teach You About R* ([Bryan & Hester 2019](#), chapter 11) includes a chapter on this important topic specific to R. [McConnell \(2004\)](#) and [Thomas & Hunt \(2019\)](#) include sections on general principles of debugging (along with many other useful tips for improving coding practices).

Another vital skill is learning to create a (minimal) reproducible example (reprex) ([Stack Overflow n.d.](#)). The creation of an example that clearly and reproducibly demonstrates the problem but doesn't include any extraneous elements is often the

first step toward identifying and fixing the problem. The `reprer` package ([Bryan et al. 2022](#)) is useful for making sure that an example is isolated from things outside the example and makes it easy to share the example with others.

9. **Get (version) control of the situation.**

Version control systems (e.g., GitHub) are a key part of a workflow that fosters many good code practices, including code review ([Bryan & Hester 2020](#), [Beckman et al. \(2021\)](#), [Fiksel et al. \(2019\)](#)) and distribution of tasks in a team. Version control tools can also help make software and analyses more robust ([Sandve et al. 2013](#), [Taschuk & Wilson 2017](#)). Graduates of a data science program should be fluent in the use of at least one version control system, and programs should give some thought to where and how this fluency will be developed.

10. **Use the appropriate language for the task at hand.**

While proficiency in a language that supports data analysis well is important for any statistician or data scientist, a willingness to use other languages when they are better suited for a given task is also important. R Markdown and quarto support multiple languages (especially Python) and provide an easy way for R users to incorporate other languages in their work flow as appropriate. As a final note, we mention the usefulness of working with command line utilities and a shell, something often entirely unfamiliar to our students. Familiarity with basic shell commands to create directories and manage files can eventually be leveraged for scripting and “batch” processing, taking advantage of additional utility functions.

3 Discussion

Improved coding practices are vital to good statistics and data science. Our past practices may have been “good enough” but the increasing complexity of analyses and the need to address increasingly sophisticated questions requires us to up our game. A recent National Academies report called for educational institutions, professional societies, researchers, and funders to work to improve computational reproducibility ([National Academies of Science, Engineering, and Medicine 2019](#)). Adopting good coding practices is one part of addressing this need. Defining and explaining the concept of code quality is therefore a challenge faced by educators ([Borstler et al. 2017](#)).

There are open questions regarding when and how these practices should be included in the statistics and data science curriculum. Teachers play an important role ([Keuning et al. 2019](#)). In academic programs it is important to begin establishing these practices early, to reinforce them often, and to expect students to adopt more and more habits of good programmers as they progress through their programs of study.

Based on our experience, we offer the following advice to instructors:

1. **Hold yourself (as instructor) to a higher standard while gently guiding students to better coding practices.**

In reference to internet protocols, [Postel \(1980\)](#) coined the phrase “be conservative in what you send out and liberal in what you accept”: this philosophy seems equally appropriate when teaching or mentoring coding practices. Similarly, a good music teacher will always demonstrate good technique and musicianship, even if the student is not capable of performing at the same level, and perhaps not even able to appreciate some aspects of the teacher’s playing. The same should be true of the code that

instructors present to students. [Dogucu & Çetinkaya Rundel \(2022\)](#) discuss the importance of such role modeling in the context of teaching reproducibility.

2. **Start small and adopt a progressive approach** that gradually becomes more strict.

In addition to modeling good technique and musicianship, a good music teacher also focuses teaching attention on those areas where the student can benefit most. This assessment takes into account both the immediate reward for the student (through improvement that the student can readily appreciate) and long-term goals (e.g., avoiding or breaking a bad habit early that will be harder to break later, even if the student doesn't yet understand the importance of the particular habit). Over the course of a multi-year program, a progressive approach that expects higher quality code from students in each subsequent course should help students to endeavor to write good code as a matter of course and appreciate the importance of doing so.

3. **Use live coding demonstrations to model appropriate practice.**

Talk through your own coding, debugging, and analysis process as you code so students can hear your thought process. It's valuable to get the students involved, having them make code suggestions, or suggest improvements to your code. [Wickham \(2018\)](#) provides an excellent example of an expert analyst demonstrating their workflow and process with a growth mindset (which includes making multiple errors and corrections throughout the process).

4. **Regularly comment on student code practices** – good and bad – and include these in assessment rubrics.

If we value good coding practices, then we must assess them and provide formative

feedback so that students understand what is valued and know when they are making (or in need of making) progress. [Stegeman et al. \(2016\)](#) provide some useful guidance about assessment of code quality in the context of introductory programming courses.

5. Ask students to improve code issues before providing help on debugging.

Not only does this make it easier for the instructor to read and understand the student's code, but the process of improving the code may lead the student to discover for themselves what isn't working.

6. Provide opportunities for students to collaborate on code and to refactor their own code.

Giving students the opportunity to read other students' code and to see how their classmates respond to their own code can reinforce the importance of using good coding practices. Code revision (e.g., [Bryan \(2018\)](#)) and improvement is just as important for developing good coding practices as multiple drafts are in a composition course.

Many practical challenges remain. Consider approaches to naming. The highly heterogeneous R community doesn't do us any favors in this realm. As noted previously, unlike some other programming communities, which early on settled on a consistent choice of things like `camelCase` vs. `snake_case`, and promoted consistent naming conventions, even base R functions are awkwardly inconsistent about style and naming conventions. Consider the following set of base R functions: `row.names()`, `rownames()` (but `row.names()` is preferred), `colnames()` (but no `col.names()`), `colSums()`. There is no apparent method to the maddening naming choices here.

This diversity of style conventions makes it hard for users and models poor coding practice.

In this context it is even more important for analysts and instructors to make consistent, clear naming choices and to establish and follow a style guideline (Wickham 2022).

To close, we quote Peter Norvig (personal communication), who noted the critical importance of a “meticulous attention to detail” in data scientists. Many job descriptions also feature this as an attribute of successful job candidates. We believe that such attention to detail will be easier to inculcate within a structure that rewards building better code.

4 Acknowledgments

Thanks to NSF IISE award 1923388 (DSC-WAV) for partial support of this project.

References

Abouzekry, A. (2012), ‘10 tips for better coding’, <https://www.sitepoint.com/10-tips-for-better-coding>. (Accessed on 2022-07-20).

Allaire, J. (2022), *quarto: R Interface to ‘Quarto’ Markdown Publishing System*. R package version 1.2.

URL: <https://CRAN.R-project.org/package=quarto>

Aruliah, D. A., Brown, C. T., Hong, N. P. C., Davis, M., Guy, R. T., Haddock, S. H. D., Huff, K., Mitchell, I., Plumbley, M. D., Waugh, B., White, E. P., Wilson, G. & Wilson, P. (2012), ‘Best practices for scientific computing’, *PLOS Biology* **12**.

URL: <https://doi.org/10.1371/journal.pbio.1001745>

Ball, R., Medeiros, N., Bussberg, N. W. & Piekut, A. (2022), ‘An invitation to teaching reproducible research: Lessons from a symposium’, *Journal of Statistics and Data Science*

Education pp. 1–10.

URL: <https://doi.org/10.1080/26939169.2022.2099489>

Baumer, B. S., Çetinkaya Rundel, M., Bray, A., Loi, L. & Horton, N. J. (2014), ‘R Mark-down: Integrating a reproducible analysis tool into introductory statistics’, *Technology Innovations in Statistics Education* **8**(1).

URL: <https://escholarship.org/uc/item/90b2f5xh>

Beck, M. (2020), ‘Automated reporting in Tampa Bay with open science’, <https://www.openscapes.org/blog/2020/11/16/tampa-bay-reporting/>. (Accessed on 2022-10-05).

Beckman, M. D., Çetinkaya-Rundel, M., Horton, N. J., Rundel, C. W., Sullivan, A. J. & Tackett, M. (2021), ‘Implementing version control with Git and GitHub as a learning objective in statistics and data science courses’, *Journal of Statistics and Data Science Education* **29**(1), 1–35.

URL: <https://doi.org/10.1080/10691898.2020.1848485>

Borstler, J., Störrle, H., Toll, D., van Assema, J., Duran, R., Hooshangi, S., Jeuring, J., Keuning, H., Kleiner, C. & MacKeller, B. (2017), ‘I know it when I see it: Perceptions of code quality ITiCSE ’17 working group report’. (Accessed on 2022-10-05).

URL: <https://dl.acm.org/doi/abs/10.1145/3174781.3174785>

Bryan, J. (2015), ‘naming things’, http://www2.stat.duke.edu/~rsc46/lectures_2015/01-markdown-git/slides/naming-slides/naming-slides.pdf. (Accessed on 2022-10-05).

Bryan, J. (2018), ‘Code smells and feels’, https://www.youtube.com/watch?v=7oyiPBjLA_WY. (Accessed on 2022-10-05).

Bryan, J. & Hester, J. (2019), ‘What they forgot to teach you about R’, <https://rstats.wtf/>. (Accessed on 10/05/2022).

Bryan, J. & Hester, J. (2020), *Happy Git and GitHub for the useR*. (Accessed on 2022-07-20).

URL: <https://happygitwithr.com>

Bryan, J., Hester, J., Robinson, D., Wickham, H. & Dervieux, C. (2022), *reprex: Prepare Reproducible Example Code via the Clipboard*. R package version 2.0.2.

URL: <https://CRAN.R-project.org/package=reprex>

Burns, P. (2011), *The R Inferno*. (Accessed on 2022-07-20).

URL: https://www.burns-stat.com/pages/Tutor/R_inferno.pdf

Carey, M. A. & Papin, J. A. (2018), ‘Ten simple rules for biologists learning to program’, *PLOS Computational Biology* **14**(1).

URL: <https://doi.org/10.1371/journal.pcbi.1005871>

Çetinkaya Rundel, M., Hardin, J., Baumer, B., McNamara, A., Horton, N. J. & Rundel, C. (2022), ‘An educator’s perspective of the tidyverse’, *Technology Innovations in Statistics Education* **14**(1).

URL: <https://doi.org/10.5070/T514154352>

Dana Center (2021), ‘Data science course framework’.

URL: https://www.utdanacenter.org/sites/default/files/2021-05/data_science_course_framework_2021_final.pdf

Dogucu, M. & Çetinkaya Rundel, M. (2022), ‘Tools and recommendations for reproducible teaching’, *in revision*.

URL: <https://arxiv.org/pdf/2103.12793>

Fiksel, J., Jager, L. R., Hardin, J. S. & Taub, M. A. (2019), ‘Using GitHub Classroom to teach statistics’, *Journal of Statistics Education* **27**(2), 110–119.

URL: <https://doi.org/10.1080/10691898.2019.1617089>

Filazzola, A. & Lortie, C. (2022), ‘A call for clean code to effectively communicate science’, *Methods in Ecology and Evolution* .

URL: <https://besjournals.onlinelibrary.wiley.com/doi/pdfdirect/10.1111/2041-210X.13961>

Fischetti, T. (2021), *assertr: Assertive Programming for R Analysis Pipelines*. R package version 2.8.

URL: <https://CRAN.R-project.org/package=assertr>

Fowler, M. (2009), ‘TwoHardThings’. (Accessed on 2022-07-20).

URL: <https://www.martinfowler.com/bliki/TwoHardThings.html>

Gentzkow, M. & Shapiro, J. M. (2022), ‘Code and data for the social sciences: A practitioner’s guide’, <https://web.stanford.edu/~gentzkow/research/CodeAndData.xhtml>. (Accessed on 2022-09-04).

Ghani, U. (2022), ‘4 tips to improve code quality’. (Accessed on 2022-09-04).

URL: <https://www.atlassian.com/blog/add-ons/4-tips-to-improve-code-quality>

Google Style Guide (2019). (Accessed on 2022-09-04).

URL: <https://google.github.io/styleguide/Rguide.html>

Hardin, J., Horton, N. J., Nolan, D. & Lang, D. T. (2021), ‘Computing in the statistics curricula: A 10-year retrospective’, *Journal of Statistics and Data Science Education* **29**(sup1), S4–S6.

URL: <https://doi.org/10.1080/10691898.2020.1862609>

Henry, L. & Wickham, H. (2020), *purrr: Functional Programming Tools*. R package version 0.3.4.

URL: <https://CRAN.R-project.org/package=purrr>

ISO (2019), ‘ISO 8601 — date and time format’. (Accessed on 2022-07-20).

URL: <https://www.iso.org/iso-8601-date-and-time-format.html>

JupyterHub (2022).

URL: <https://jupyter.org/hub>

Keuning, H., Heeren, B. & Jeuring, J. (2017), ‘Code quality issues in student programs’. (Accessed on 2022-10-05).

URL: <https://dl.acm.org/doi/10.1145/3059009.3059061>

Keuning, H., Heeren, B. & Jeuring, J. (2019), ‘How teachers would help students to improve their code’. (Accessed on 2022-10-05).

URL: <https://dl.acm.org/doi/10.1145/3304221.3319780>

Lyman, I. (2021), ‘Code quality: A concern for businesses, bottom lines, and empathetic programmers’, <https://stackoverflow.blog/2021/10/18/code-quality-a-concern-for-businesses-bottom-lines-and-empathetic-programmers>. (Accessed on 2022-09-04).

Mahoney, M. (2022), ‘How to use quarto for parameterized reporting’, <https://www.mm218.dev/posts/2022-08-04-how-to-use-quarto-for-parameterized-reporting>. (Accessed on 2022-08-31).

McConnell, S. (2004), *Code Complete*, 2nd edn, Cisco Press.

McNamara, A. & Horton, N. J. (2018), ‘Wrangling categorical data in R’, *The American Statistician* **72**(1), 97–104.

URL: <https://doi.org/10.1080/00031305.2017.1356375>

Meyer, A. (2021), ‘Austin Meyer on Twitter’, <https://twitter.com/austingmeyer/status/1380942918593183744>. (Accessed on 2022-07-20).

Müller, K. & Walthert, L. (2022), *styler: Non-Invasive Pretty Printing of R Code*. R package version 1.7.0.

URL: <https://CRAN.R-project.org/package=styler>

National Academies of Science, Engineering, and Medicine (2018), ‘Data science for undergraduates: Opportunities and options’. (Accessed on 2022-07-20).

URL: <https://nas.edu/envisioningds>

National Academies of Science, Engineering, and Medicine (2019), ‘Reproducibility and replicability in science’. (Accessed on 2022-07-20).

URL: <https://nap.edu/25303>

Nolan, D. & Stoudt, S. (2021), *Communicating with Data: The Art of Writing for Data Science*, Oxford University Press, Oxford, United Kingdom.

Nolan, D. & Temple Lang, D. (2010), ‘Computing in the statistics curriculum’, *The American Statistician* **64**(2), 97–107.

URL: <https://doi.org/10.1198/tast.2010.09132>

Postel, J. (1980), ‘DoD standard internet protocol’, *ACM SIGCOMM Computer Communication Review* **10**(4), 12–51.

URL: <https://datatracker.ietf.org/doc/html/rfc760>

Pruim, R. & Horton, N. (2020), ‘Less volume, more creativity – getting started with the mosaic package’, <http://www.mosaic-web.org/mosaic/articles/LessVolume-MoreCreativity.html>. (Accessed on 2022-08-31).

R Core Team (2022), *R: A Language and Environment for Statistical Computing*, R Foundation for Statistical Computing, Vienna, Austria. (Accessed on 2022-07-20).

URL: <https://www.R-project.org/>

- Riederer, E. (2020), ‘Column names as contracts’, <https://emilyriederer.netlify.app/post/column-name-contracts>. (Accessed on 2022-07-20).
- Sandve, G. K., Nektrutenko, A., Taylor, J. & Hovig, E. (2013), ‘Ten simple rules for reproducible computational research’, *PLoS Computational Biology* .
URL: <https://doi.org/10.1371/journal.pcbi.1003285>
- Siegfried, R. M., Herbert-Berger, K. G., Leune, K. & Siegfried, J. P. (2021), Trends of commonly used programming languages in CS1 and CS2 learning, *in* ‘2021 16th International Conference on Computer Science & Education (ICCSE)’, pp. 407–412.
URL: <https://doi.org/10.1109/ICCSE51940.2021.9569444>
- Spertus, E. (2021), ‘Best practices for writing code comments’, <https://stackoverflow.blog/2021/07/05/best-practices-for-writing-code-comments>. (Accessed on 2022-09-04).
- Stack Overflow (n.d.), ‘How to create a minimal, reproducible example - help center - Stack Overflow’, <https://stackoverflow.com/help/minimal-reproducible-example>. (Accessed on 10/05/2022).
- Stegeman, M., Barendsen, E. & Smetsers, S. (2014), ‘Towards an empirically validated model for assessment of code quality’. (Accessed on 2022-10-05).
URL: <https://dl.acm.org/doi/10.1145/2674683.2674702>
- Stegeman, M., Barendsen, E. & Smetsers, S. (2016), ‘Designing a rubric for feedback on code quality in programming courses’. (Accessed on 2022-10-05).
URL: <https://dl.acm.org/doi/10.1145/2999541.2999555>
- Taschuk, M. & Wilson, G. (2017), ‘Ten simple rules for making research software more robust’, *PLOS Computational Biology* **13**(4).
URL: <https://doi.org/10.1371/journal.pcbi.1005412>

- Thomas, D. & Hunt, A. (2019), *The Pragmatic Programmer*, 2nd edn, Addison Wesley, Boston, MA.
- Trisovic, A., Lau, M. K., Pasquier, T. & Crosas, M. (2022), ‘A large-scale study on research code quality and execution’, *Science Data* .
- URL:** <https://doi.org/10.1038/s41597-022-01143-6>
- Varanian, E. (2022), ‘6 coding best practices for beginner programmers’, <https://www.educative.io/blog/coding-best-practices>. (Accessed on 2022-09-04).
- Wickham, H. (2011), ‘testthat: Get started with testing’, *The R Journal* **3**, 5–10.
- URL:** <https://journal.r-project.org/archive/2011/RJ-2011-002/index.html>
- Wickham, H. (2015), *R Packages*, O’Reilly Media, Incorporated.
- URL:** <https://r-pkgs.org/>
- Wickham, H. (2018), ‘Whole game’, <https://www.youtube.com/watch?v=go5Au01Jrvs&t=3s>. (Accessed on 2022-07-20).
- Wickham, H. (2019), *Advanced R*, 2nd edn, Chapman and Hall/CRC.
- Wickham, H. (2021), *babynames: US Baby Names 1880-2017*. R package version 1.0.1.
- URL:** <https://CRAN.R-project.org/package=babynames>
- Wickham, H. (2022), ‘Tidyverse Style Guide’. (Accessed on 2022-09-04).
- URL:** <https://style.tidyverse.org>
- Wickham, H., Averick, M., Bryan, J., Chang, W., McGowan, L. D., François, R., Golemund, G., Hayes, A., Henry, L., Hester, J., Kuhn, M., Pedersen, T. L., Miller, E., Bache, S. M., Müller, K., Ooms, J., Robinson, D., Seidel, D. P., Spinu, V., Takahashi, K., Vaughan, D.,

Wilke, C., Woo, K. & Yutani, H. (2019), ‘Welcome to the tidyverse’, *Journal of Open Source Software* **4**(43), 1686.

Wickham, H., Hester, J., Chang, W. & Bryan, J. (2022), *devtools: Tools to Make Developing R Packages Easier*. R package version 2.4.4.

URL: <https://CRAN.R-project.org/package=devtools>

Wilson, G., Bryan, J., Cranston, K., Kitzes, J., Nederbragt, L. & Teal, T. K. (2017), ‘Good enough practices in scientific computing’, *PLOS Computational Biology* **13**(6), 1–20.

URL: <https://doi.org/10.1371/journal.pcbi.1005510>

Xie, Y. (2022), *formatR: Format R Code Automatically*. R package version 1.12.

URL: <https://CRAN.R-project.org/package=formatR>