

FastCLIPstyler: Optimisation-free Text-based Image Style Transfer Using Style Representations

Ananda Padhmanabhan Suresh*

Sanjana Jain*

Pavit Noinongyao

Ankush Ganguly

Sertis Vision Lab

597/5 Sukhumvit Road, Watthana, Bangkok, 10110, Thailand

{asure, sjain, ponio, agang}@sertiscorp.com

*Both authors contributed equally to this work



Figure 1. General performance of our model. It is correctly able to identify styles across colors, textures, and art genres.

Abstract

Artistic style transfer is usually performed between two images, a style image and a content image. Recently, a model named CLIPstyler demonstrated that a natural language description of style could replace the necessity of a reference style image. However, their technique requires a lengthy optimisation procedure at run-time for each query, requiring multiple forward and backward passes through a network as well as expensive loss computations. In this

work, we create a generalised text-based style transfer network capable of stylising images in a single forward pass for an arbitrary text input making the image stylisation process around 1000 times more efficient than CLIPstyler. We also demonstrate how our technique eliminates the issue of leakage of unwanted artefacts into some of the generated images from CLIPstyler, making them unusable. We also propose an optional fine-tuning step to improve the quality of the generated image. We qualitatively evaluate the performance of our framework and show that it can generate

images of comparable quality to state-of-the-art techniques.

1. Introduction

The principal objective of style transfer is to recompose a content image with the semantic texture of a style image, usually an artwork. Research in this domain has been inspired by the work of Gatys *et al.* [3], who demonstrated the capability of Convolutional Neural Networks (CNNs) to generate *stylised* images by extracting content information from arbitrary images and style information from well-known artworks [18]. The algorithm proposed by Gatys *et al.* makes use of a pre-trained VGG-19 network [17] to define a content and style loss and jointly optimise them to create stylised images. While the content loss focuses on matching deep feature representations of content and stylised images using a suitable distance metric, the style loss aims to match the Gram matrices [3,11] of feature maps of style and stylised images. This matching of the Gram matrices aids in transferring the texture information of the input style image onto the stylised image. This formulation of style loss has been adopted in several notable style transfer research, which include style transfer through pixel optimisation for a single content image [1], real-time arbitrary style transfer for various style images [6, 10, 12, 22], and feed-forward network optimisation for arbitrary image stylisation [5, 7, 20].

While these approaches are capable of creating visually pleasing stylised images by transferring styles of famous artworks to arbitrary images, they require a reference style image to achieve the desired style transformation of the content image. In order to overcome this limitation, recently, a new method called CLIPstyler [8] has been developed to manipulate images with a text condition that conveys the desired style without the need for a reference style image. The idea is to use the text-image embedding model CLIP [16] that translates the semantic information of a text condition to the visual domain. In the case of CLIPstyler, the content image is transformed into a stylised image by a lightweight CNN, trained to express the texture information with input text conditions using a novel loss term referred to as Patch-CLIP loss and a suitable augmentation scheme. Using this technique, Kwon and Ye [8] obtained realistic style transfer results by simply changing the text conditions without ever requiring any reference style images. However, CLIPstyler requires a time-consuming optimisation procedure at inference time for each text query.

In this work, we propose a generalised text-based style transfer framework, FastCLIPstyler, which allows for stylising a given content image in a single forward pass as opposed to having to run an optimisation procedure at inference time. We achieve this by incorporating the CLIPstyler framework with a pre-trained, purely vision-based

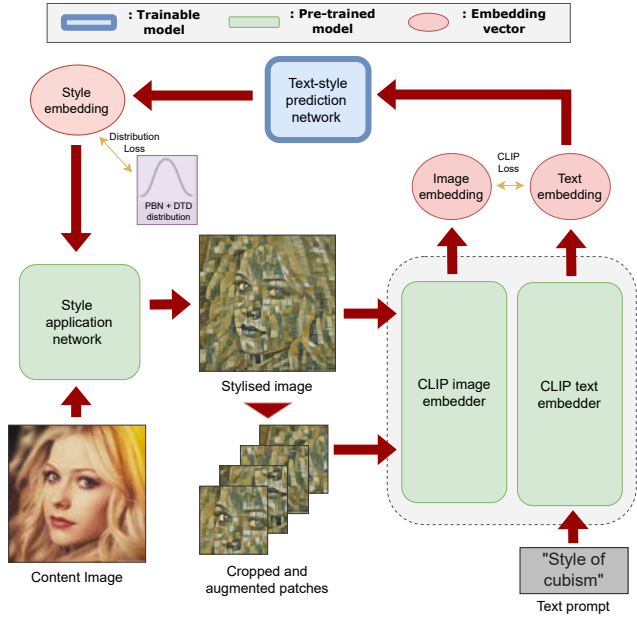


Figure 2. The architecture diagram of our FastCLIPStyler model.

style transfer network, such as the Ghiasi style transfer model [5], and a simple feed-forward network. We demonstrate that the FastCLIPstyler framework successfully generates stylised images 1000 times faster than CLIPstyler, capturing artistic textures corresponding to their natural language descriptions. Qualitative results also show that our model is able to generalise to text categories unseen at the time of training.

In order to train this feed-forward network, we propose a novel data generation strategy wherein we optimise the network for each data point in our dataset to generate their corresponding labels. This labelled dataset is then used to pre-train the network, which we find to dramatically improve the quality of the result. Additionally, we propose an optional fine-tuning step in which the network is optimised at inference time, improving the quality of the generated image even further. Although this requires optimisation for each query, it converges much faster than CLIPstyler and is able to obtain visually pleasing results around ten times as fast. We also qualitatively compare our performance with CLIPstyler and other state-of-the-art, purely vision-based style transfer methods from recent years and show that its performance is at par with these.

2. Related works

Arbitrary style transfer seeks to transfer any style into any content image without needing a dedicated model for each style or content, especially the unseen ones. In this section, we review and group different style transfer works

based on the type of style reference, i.e., vision-based and text-based. We also compare the works based on the inference mechanism, i.e., optimisation-based and optimisation-free inference.

2.1. Purely vision-based style transfer

Starting from the renowned method [3], style transfer has gained attention, and multiple works have been developed since. In the beginning, as in [3], the methods mostly revolve around evolving an output image based on a certain loss function derived from statistical features of content and style images. Li *et al.* [11] reformulate the problem into distribution alignment and propose a new set of loss functions focusing on aligning feature distribution. Li *et al.* [9] also improve upon Gatys *et al.* [3] work by incorporating a new loss called Laplacian loss. Then comes approaches that use a generalised model based on aligning the statistics of content and style images [6, 12, 15]. These methods leverage the established knowledge that feature statistics can well capture style information [4].

The aforementioned methods perform statistics alignment directly on feature maps output from a pre-trained object classification network, i.e., VGG-19 [17]. However, Ghiasi *et al.* [5] train a style prediction network specifically for style classification, obtaining a dedicated style space in the process. Style embeddings from this space are then input to the style application network, which takes the style embedding and a content image to apply the style to the image.

Most of the discussed approaches frame the problem similarly, trying to produce a stylised image given a content image and a reference style image. They have made it relatively easy to apply any style to any target image, given that the style reference images are available. However, it is usually not the case that desired reference style images are available.

2.2. Text-driven style transfer

Since a reference style image is not always available at hand and the most natural way to describe artistic styles would be through verbal description, a new way of transferring styles is proposed. CLIPstyler [8] employs CLIP [16] embedding model to bridge between text and image semantics and applies this to style transfer. It is capable of stylising a content image using only natural language descriptions of styles. However, the calculation of loss involves passing images through VGG and CLIP multiple times, leading to considerable additional computing time during inference. Furthermore, a dedicated network is needed to be trained for every query. CLIP loss has also been employed by Liu *et al.* [13] for text-driven style transfer. They also further design and train a network in such a way that it does not need online optimisation. However, the text description

given to the model is limited to artists' names rather than open descriptions of the desired style.

2.3. Optimisation-based and optimisation-free inference

Based on their inference mechanism, a subset of style transfer methods work by performing optimisation at inference time. Some methods directly optimise pixel values of the stylised image, as in [3, 9, 11], or those that train a neural network to transform the content image into the stylised one, as in [7, 8, 20]. This type of style transfer is quite resource-demanding due to the need for run-time optimisation and specificity to style and content images. However, the advantage is that it does not need any data for training and is hence, generalised by definition.

Another branch of style transfer, based on inference procedure, is optimisation-free approach. Such methods formulate the problem as statistics alignment between content's and style's features [5, 6, 12, 15]. Feature statistics are aligned in feature space, and a decoder network is then used to reconstruct them into a stylised image.

3. Method

The main aim of this research is to build a generalised style transfer model that can stylise a given content image based on a text description of a style in a single forward pass through a network. This extends the work done by Kwon and Ye [8] in which the same idea was implemented, but with the caveat that for each text description, a time-consuming optimisation procedure needed to be run. We take the ideas introduced in [8] and combine them with a purely vision-based, generalised style transfer network with an explicit style representation space. Doing this will allow us to train a network capable of applying a style to a content image in a single forward pass through a network. Since these two models are fundamental to our approach, we briefly describe them in Subsection 3.1.

3.1. Background knowledge

3.1.1 Style embedding based style transfer network

Ghiasi *et al.* [5] is the culmination of Gram matrix based style transfer that iteratively improved upon the original style transfer research [3]. It contains two networks: a style prediction network that converts a given reference style image into a 100-dimensional style embedding and a style application network that applies the embedding on the given content image. These networks are trained jointly using a loss function defined based on the closeness of extracted features from the VGG-19 model. The trained model is capable of doing general style transfer where it can transfer the style of an unseen painting to a given content image.

In addition to introducing this model, they also demonstrate that these embeddings are distributed in a semantically meaningful way.

Out of the two separate networks that are part of this model, we are only interested in the style application network. It takes two inputs: a content image and a style embedding. In the Ghiasi style transfer framework, style embedding is the output of the style prediction network, which predicts it based on a given style image. In our case, however, we set up the network so that this style embedding is the output of a text-style prediction network, which predicts the embedding based on a given text description.

While we explored other options in the literature to use as alternatives to the Ghiasi style transfer network, we found this to be particularly suited to our need for two reasons. First, since we are only interested in the style application network, having a clear dichotomy between the style prediction and style application network is a valuable feature to have. Second, Ghiasi *et al.* showed that the embedding space of this model is semantically meaningful. This is also vital if we are interested in using this embedding space with a completely different model.

3.1.2 CLIPstyler

While most of the style transfer approaches extract features from vision networks like VGG to model their transfer process, CLIPstyler mainly uses the CLIP model [16] to do style transfer. The method does not require a reference image for style but a natural language description of the style. The content image is passed through an image-to-image CNN that directly converts the content image into a stylised one. This network is optimised at inference time using a loss function defined by CLIP. This is achievable because CLIP allows bridging between texts and images projecting them onto the same space which can be used to easily derive image-text similarity. In this approach, CLIP is simply used to compute a similarity score between the generated image and the text query from the user, and the CNN is optimised to reduce the loss until the generated image starts resembling the textual description. In [8], it was shown that the CLIP model has enough information about textures, paintings, colors and so on, to successfully guide the network towards excellent results.

3.2. FastCLIPstyler

In the CLIPstyler framework, a CNN model is trained from scratch at inference time to transform a content image into its stylised counterpart. However, this ground-up training is unnecessary if we can take advantage of existing style transfer models already capable of stylisation. Specifically, the model in Ghiasi *et al.* [5] contains a style application network that is able to stylise a content image based

on a 100-dimensional style representation. We reformulate the problem so that, instead of training a full CNN model from scratch, we train a relatively small, fully-connected feed-forward network that takes the CLIP text embeddings as input and predicts the aforementioned style representation. We refer to this feed-forward network as our ‘text-style prediction network’ throughout this paper. It is a simple fully-connected feed-forward network that takes a 512-dimensional text embedding as input and outputs a 100-dimensional style representation. It has two hidden layers of 256 and 128 nodes. The activation function in between the layers is the Leaky ReLU [14] with a negative slope of 0.2. The final layer uses the tanh activation function to normalise the style representations between -1 and 1.

The problem is simplified here because the model we train no longer has to learn how to preserve content or the artistic quality of the final image, but simply to predict an appropriate input for the pre-trained style application model. The architecture of our model is given in Figure 2. The text prompt is converted to a text embedding using the CLIP model. This is then passed to the text-style prediction network, which converts it into a style embedding, lying at a particular point in the input embedding space of the Ghiasi network. The content image is then given as input to the Ghiasi network, which converts it into a stylised image based on the output of the text-style prediction network. This image is cropped into multiple patches, which are further augmented with a random perspective transformation. As suggested by CLIPstyler, the CLIP model is then used on the stylised image and its patches to quantify how well its style resembles the given input text, which becomes a loss term of the model. In addition to this loss, we introduce a novel loss term, called the distribution loss, which regulates the model to make predictions that are valid inputs for the Ghiasi network. More details about these loss functions are given in Subsection 3.3. These loss terms are combined and is used to train the weights of the text-style prediction network. We show in Subsection 4.2 that this strategy of training is capable of generalising the model to a large number of unseen text queries.

3.3. Loss function

This section explores the loss function that we use to train the model. We define L_{global} , which measures the closeness of the image generated by the style transfer model with the text input using CLIP. We construct this exactly the same way as recommended by Kwon and Ye [8]. The similarity between the generated image and a given text string in the CLIP space is given by:

$$L_{global} = D_{CLIP}(f(I_c), t_{sty}), \quad (1)$$

where I_c is the content image, t_{sty} is the text describing the style, f is the style application network that generates the




Figure 3. Comparison of our model with other state-of-the-art models in its ability to transfer styles of various complex queries and artworks.

stylised image, and D_{CLIP} is the CLIP distance function that computes the closeness between an image and a text. Similarly to Kwon and Ye [8], we use a modified version of this loss, directional loss L_{dir} , which was originally suggested by StyleGAN-NADA [2] to make the learning more stable. This loss is defined as:

$$\Delta T = E_T(t_{sty}) - E_T(t_{src}), \quad (2)$$

$$\Delta I = E_I(f(I_c)) - E_I(I_c), \quad (3)$$

$$L_{dir} = 1 - \frac{\Delta I \cdot \Delta T}{|\Delta T| |\Delta I|}, \quad (4)$$

where E_I and E_T are image and text embedder of CLIP, t_{sty} is the input query, and t_{src} is simply a constant string set to ‘A photo’ for natural content images.

One of the major contributions of Kwon and Ye [8] was the introduction of a novel PatchCLIP loss term that they showed to greatly improve the result of style transfer. We use this loss term as well for our training exactly as recommended by them. For computing this loss term, the final stylised image is randomly cropped and augmented into different patches, and the directional loss L_{dir} is computed for each patch independently. In order to avoid over-stylisation, a threshold rejection is also implemented. This sets the loss contribution from a patch to zero if its L_{dir} is lower than a certain threshold. Overall, the patch loss L_{patch} is defined

as,

$$\Delta I^i = E_I(aug(\hat{I}_{cs}^i)) - E_I(I_c), \quad (5)$$

$$l_{patch}^i = 1 - \frac{\Delta I^i \cdot \Delta T}{|\Delta T| |\Delta I^i|}, \quad (6)$$

$$L_{patch} = \frac{1}{N} \sum_i R(l_{patch}^i, \tau), \quad (7)$$

where \hat{I}_{cs}^i is the i -th patch of the augmented image, aug is a random perspective augmentation, N is the total number of patches and $R(\cdot, \cdot)$ is the threshold function.

CLIPstyler uses two other loss terms as well in addition to these. They define a content loss that is meant to ensure that the content is preserved during the transfer and a total variation regularization loss to alleviate side artefacts from irregular pixels. However, we find that these loss terms are unnecessary for our training since the Ghiasi network has already been trained to preserve content, as well as to apply the style in a manner that is visually pleasing. Hence we only use L_{dir} and L_{patch} from [8].

However, using these two loss functions alone poses a practical challenge. The whole of the 100-dimensional space of real numbers does not constitute as a valid input into the Ghiasi network. There is a specific region of the \mathbb{R}^{100} space from which samples must be drawn for the model to work as intended. However, there is nothing stopping the text-style prediction network from predicting style embeddings that are well out of this valid region. Hence,

it is necessary to construct another loss term that penalises the network for making predictions outside the valid input region of the Ghiasi network. This can be done easily by comparing the predicted embedding vector with the distribution of embeddings of real paintings that were used to train the Ghiasi network. Since the model was trained on the PBN and DTD datasets, we compute the style embeddings of all images in these datasets and assume a normal distribution over these so that we are able to calculate the likelihood of a predicted embedding vector being sampled from this distribution. This likelihood is incorporated into the loss function of the network so that the text-style prediction network is penalised if it generates vectors that lie very far from the distribution of possible real styles, hence ensuring that it is always a valid input to the style transfer network. We define this distribution loss function as L_{dis} , given by in the following equation for the multivariate normal distribution:

$$L_{dis} = (x - \mu_{data})^T \Sigma_{data}^{-1} (x - \mu_{data}), \quad (8)$$

where x is the embedding tensor, μ_{data} and Σ_{data} are the mean and covariance of the embeddings of the PBN and DTD datasets. We find that using the full equation of the multivariate normal distribution is unnecessary here since we simply have to define a penalty term to the loss function.

Putting these together, our overall loss function is formulated as:

$$L_{total} = \lambda_{dir} L_{dir} + \lambda_{patch} L_{patch} + \lambda_{dis} L_{dis}, \quad (9)$$

where λ_{dir} , λ_{patch} and λ_{dis} are coefficients governing the weight of L_{dir} , L_{patch} and L_{dis} , respectively.

3.4. Dataset

The data required to train this model is a list of style queries representing various styles that we would like the model to learn. In order to construct this dataset, we start by gathering a list of keywords comprising 44 colors, 21 textures, 5 art styles, and 34 real-world objects having distinguishable textures. Then we mix them in various combinations in order to produce a dataset of queries. For example, the list of textures includes prompts such as ‘lines’, ‘cracked’, ‘knitted’, and so on. These are combined with various colors to get prompts, such as ‘blue lines’, ‘red lines’, ‘red cracked’, ‘green knitted’, etc. The same is done with different art styles like ‘mosaic’, ‘watercolor’, ‘acrylic’, etc., and real-world objects such as ‘stone wall’, ‘wave’, ‘snow’, etc. Random combinations of color-texture, color-art, color-object, art-texture, and art-object are generated to create an initial dataset of 4,302 prompts. More examples of the prompts used, along with the exact strategy we adopted to combine them, are available in Supplementary Materials. In Subsection 4.2, we show that this dataset

is enough to have the network generalised to unseen queries and stylised images with quality comparable to the current state-of-the-art.

3.5. Pre-training the text-style network

Setting the model up as explained in Subsection 3.2 should theoretically allow the text-style network to learn how to predict the appropriate style embedding given a text prompt. However, in practice, we notice that the quality of the results is subpar when trained in this manner. So we introduce a pre-training strategy that allows the model to learn and generalise more easily.

Instead of training the network in the fully-integrated pipeline, as explained in Figure 2, we train the text-style prediction network independently to obtain a better initialisation for our integrated training. We begin by fitting the text-style network for each query at a time. Note that optimising the neural network for each query in this manner is similar to how it was done in CLIPstyler, which served as an inspiration for this approach. However, while CLIPstyler used this technique to generate the final image of interest, we are more interested in the style embedding corresponding to each text query that the text-style network predicts while doing this. The idea is to overfit the text-style prediction network to each text prompt at a time so that corresponding style embeddings are generated for all the data points in the dataset, independent of each other. This way, we have a dataset of text embeddings and their corresponding style embeddings. We then train our text-style prediction network, independent of other parts of our network, on the full dataset using these style embeddings as ‘labels’ for their corresponding text embeddings. The loss function used in this case is a simple mean squared loss. Once the network is trained on this simplified problem, the resulting weights are used to initialise the network and further train it in an integrated fashion, as explained in Subsection 3.2. This initialisation strategy has a significant impact on the quality of the images generated, as demonstrated in Subsection 4.2.

3.6. Fine-tuning

While the generalised model is capable of creating a text-based, optimisation-free style transfer, it is natural to expect that this generalisation ability comes at the cost of the quality of the final generated images. To alleviate this, we propose an optional fine-tuning step of the last layer of the text-style prediction network for individual queries. Although this step requires optimisation at runtime, because the network is already initialised to an advantageous setting, we can expect the procedure to converge much faster than CLIPstyler. The results of fine-tuning the model are presented in Subsection 4.2.




Figure 4. The capability of our generalised model (left) and fine-tuned (right) on unseen queries are shown in the figure. Our generalised model is capable of getting the color scheme and texture of specific artworks and real-world objects. The optional fine-tuning step has the effect where it applies the style strongly. This is advantageous in most cases, like in the example of ‘starry night’ and ‘style of movie the lion king’, while there are instances where this could be unfavorable, like in the case of ‘texture of a teddy bear’.

3.7. Summary of model

Our model is trained in three distinct stages, with an optional final fine-tuning that can be performed for individual queries. A summary of these stages is given in this section. First, we run the data generation procedure where the network is optimised for one query at a time to extract its corresponding style embedding. Then we pre-train the text-style prediction network on the dataset of text prompts and their corresponding style embeddings. The third step is to use the weights of the pre-trained network to perform fully-integrated optimisation of the full network. Although this network is capable of performing style transfer in a single forward pass, we can optionally fine-tune it for each query to improve the result even further.

4. Results

4.1. Experiment settings

There are four distinct optimisation procedures we run in order to get demonstrated results as explained in Sec. 3. Details of model implementation and the various hyperparameters used us given in Supplementary Materials. All these experiments were performed on an Intel Core i5 desktop with a single 8GB Nvidia GeForce RTX 2070 GPU.

4.2. Qualitative evaluation

In Figure 1, we demonstrate the style transfer capability of our model, and in Figure 3, we compare it with various state-of-the-art techniques in style transfer. We demonstrate that our model has an awareness of a wide range of queries and is able to apply colors, textures, art styles, real-world objects, as well as compound statements combining these. In Figure 4, we also highlight the fact that although the text-style prediction network was only trained on colors, textures, broad art styles, and some real-world objects, it is surprisingly able to recognize and generate the styles of specific artworks. In addition, as further evidence of generalisation, we demonstrate that our model is able to identify

specific pop-culture references, such as the movie ‘The Lion King’ and the anime series ‘Naruto’ without being trained for them. It is able to place both of them visually close to the style of a cartoon. The difference in the quality of the generated images between the generalised model and the optional fine-tuning is also highlighted in Figure 4. Hence we demonstrate that with a minimal training set of around 4,300 data points, our model is capable of broad generalisation. For more qualitative results, limitations and negative social impact of our model, please refer to the Supplementary Materials.

4.3. Comparison with baselines

Figure 3 shows how our model compares with the other state-of-the-art approaches in style transfer from recent years. As the only example of text-based style transfer that works with arbitrary text at the time of writing that we are aware of, we first compare our model with CLIPstyler. Since CLIPstyler does stylisation with a lengthy optimisation procedure at run-time, it is not surprising that the quality of its result is better than ours in general. However, while our generalised network takes around five milliseconds to produce a stylised image in a single forward pass, CLIPstyler takes around 50 seconds to complete its optimisation procedure. Our fine-tuning method, which also requires optimisation at run-time like CLIPstyler, is still considerably faster, producing its results in 4 seconds. This has the effect of strengthening the style application, often improving the quality of the generated results considerably. In addition, we also note that our model does not suffer from some of the drawbacks that CLIPstyler does. At times, if the text prompt is too specific, artefacts tend to leak into the style of the image producing undesirable results. Figure 5 shows how this issue does not appear in our model.

We also compare our models with recent examples of purely vision-based style transfer techniques, namely, CST [19], SANet [15], and AdaAttn [12] in Figure 3. We note that even though our technique does not have the advantage




Figure 5. We observe that in CLIPstyler, there are instances where some facial features, like eyes, ears, etc., are applied throughout the content image in random patches during stylisation.

of an explicit reference style image when doing style transfer, the quality is comparable to these techniques. We also do a detailed comparison with CLIPstyler, Ghiasi network, and other approaches in our Supplementary Materials.

4.4. Visualisation of the embedding space mapping

Ghiasi *et al.* [5] have successfully demonstrated that the embedding space of their style transfer network captures the semantic information about styles. As we adopt their style embedding space to fit our text-style prediction network, it is crucial to verify that our prediction network is able to preserve the semantic information upon mapping from the text embeddings.

To do so, we generate the corresponding style embeddings for 1,516 text prompts, combining 15 keywords with various colors and textures. As the style embedding vectors are 100-dimensional, for visualisation purposes, we perform dimensionality reduction using t-SNE [21]. Figure 6 illustrates the two-dimensional t-SNE plot of the style embeddings obtained on passing the generated text prompts through our text-style prediction network. Our prediction network successfully maps semantically similar queries closer together in the dimensionally-reduced style embedding space. For more details on the embedding space mapping exploration, please refer to Supplementary Materials.

4.5. Ablation study

Figure 7 demonstrates the impact of pre-training and distribution loss on the final results. Note that with no pre-training, the model quickly falls into a local optimum. With no distribution loss, the image is overly stylised and does not retain the artistic quality that one would expect from style transfer, nor is it able to properly preserve the content. More results of the ablation study are given in Supplementary Materials.

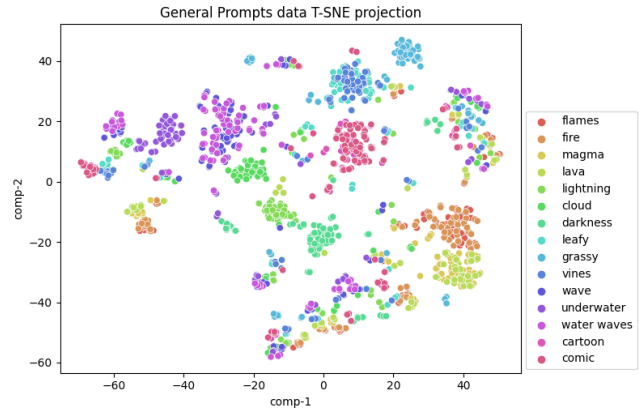


Figure 6. The two-dimensional t-SNE plot of the style embeddings for prompts grouped by specific keywords. As can be seen, prompts containing semantically similar keywords, e.g., ‘fire’, ‘flames’, ‘magma’, and ‘lava’, lie very close together in the embedding space.




Figure 7. Effect of removing various crucial elements from our pipeline. Both images were stylised with the prompt “Maroon squares”. Without pre-training, the model fails to generate the correct style embedding, and without the distribution loss, it over-stylises the image to the point where content is lost.

5. Conclusion

In this paper, we introduced FastCLIPstyler, a generalised, optimisation-free version of the CLIPstyler framework. We show that by incorporating pre-trained models from the purely vision-based style transfer domain into the CLIPstyler framework, we are able to create a network that can stylise a content image in a single forward pass. The model is able to apply a variety of styles and textures based on their natural language description in a visually pleasing manner. Additionally, our experiments demonstrated that the FastCLIPstyler can generate stylised images without undesirable artefacts, like in some instances of the generated images from CLIPstyler. Furthermore, a qualitative analysis showed that the performance of our framework is comparable to other state-of-the-art style transfer techniques in producing stylised images. We also show how a fine-tuning procedure performed at run-time can further improve the

quality of already stylised images at a fraction of the time taken by CLIPstyler.

6. Acknowledgements

We are grateful to our colleagues Aubin Samacoits and Ukrit Watchareeruetai for their constructive input and feedback during the writing of this paper. We also thank Sertis Vision Lab for eagerly supporting research endeavours in Machine Learning.

References

- [1] Michael Elad and Peyman Milanfar. Style transfer via texture synthesis. *IEEE Transactions on Image Processing*, 26(5):2338–2351, 2017. [2](#)
- [2] Rinon Gal, Or Patashnik, Haggai Maron, Amit H. Bermano, Gal Chechik, and Daniel Cohen-Or. StyleGAN-NADA: CLIP-guided domain adaptation of image generators. *ACM Transactions on Graphics*, 41(4), Jul 2022. [5](#)
- [3] Leon A. Gatys, Alexander S. Ecker, and Matthias Bethge. A neural algorithm of artistic style. *arXiv preprint arXiv:1508.06576*, 2015. [2](#), [3](#)
- [4] Leon A. Gatys, Alexander S. Ecker, and Matthias Bethge. Image style transfer using convolutional neural networks. In *2016 IEEE Conference on Computer Vision and Pattern Recognition (CVPR)*, pages 2414–2423, 2016. [3](#)
- [5] Goltz Ghiasi, Honglak Lee, Manjunath Kudlur, Vincent Dumoulin, and Jonathon Shlens. Exploring the structure of a real-time, arbitrary neural artistic stylization network. In *British Machine Vision Conference 2017, BMVC 2017, London, UK, September 4-7, 2017*. BMVA Press, 2017. [2](#), [3](#), [4](#), [8](#)
- [6] Xun Huang and Serge Belongie. Arbitrary style transfer in real-time with adaptive instance normalization. In *Proceedings of the IEEE International Conference on Computer Vision*, pages 1501–1510, 2017. [2](#), [3](#)
- [7] Justin Johnson, Alexandre Alahi, and Li Fei-Fei. Perceptual losses for real-time style transfer and super-resolution. In *Computer Vision – ECCV 2016*, pages 694–711. Springer International Publishing, 2016. [2](#), [3](#)
- [8] Gihyun Kwon and Jong Chul Ye. CLIPstyler: Image style transfer with a single text condition. In *2022 IEEE/CVF Conference on Computer Vision and Pattern Recognition (CVPR)*, pages 18041–18050, 2022. [2](#), [3](#), [4](#), [5](#)
- [9] Shaohua Li, Xinxing Xu, Liqiang Nie, and Tat-Seng Chua. Laplacian-steered neural style transfer. In *Proceedings of the 25th ACM International Conference on Multimedia*, pages 1716–1724, 2017. [3](#)
- [10] Yijun Li, Chen Fang, Jimei Yang, Zhaowen Wang, Xin Lu, and Ming-Hsuan Yang. Universal style transfer via feature transforms. In I. Guyon, U. Von Luxburg, S. Bengio, H. Wallach, R. Fergus, S. Vishwanathan, and R. Garnett, editors, *Advances in Neural Information Processing Systems*, volume 30. Curran Associates, Inc., 2017. [2](#)
- [11] Yanghao Li, Naiyan Wang, Jiaying Liu, and Xiaodi Hou. Demystifying neural style transfer. In *Proceedings of the 26th International Joint Conference on Artificial Intelligence, IJ-CAI’17*, page 2230–2236. AAAI Press, 2017. [2](#), [3](#)
- [12] Songhua Liu, Tianwei Lin, Dongliang He, Fu Li, Meiling Wang, Xin Li, Zhengxing Sun, Qian Li, and Errui Ding. AdaAttN: Revisit attention mechanism in arbitrary neural style transfer. In *2021 IEEE/CVF International Conference on Computer Vision (ICCV)*, pages 6629–6638, 2021. [2](#), [3](#), [7](#)
- [13] Zhi-Song Liu, Li-Wen Wang, Wan-Chi Siu, and Vicky Kalogeiton. Name your style: An arbitrary artist-aware image style transfer. *arXiv preprint arXiv:2202.13562*, 2022. [3](#)
- [14] Andrew L Maas, Awni Y Hannun, Andrew Y Ng, et al. Rectifier nonlinearities improve neural network acoustic models. In *Proc. ICML*, volume 30, page 3, 2013. [4](#)
- [15] Dae Young Park and Kwang Hee Lee. Arbitrary style transfer with style-attentional networks. In *Proceedings of the IEEE/CVF Conference on Computer Vision and Pattern Recognition*, pages 5880–5888, 2019. [3](#), [7](#)
- [16] Alec Radford, Jong Wook Kim, Chris Hallacy, Aditya Ramesh, Gabriel Goh, Sandhini Agarwal, Girish Sastry, Amanda Askell, Pamela Mishkin, Jack Clark, et al. Learning transferable visual models from natural language supervision. In *International Conference on Machine Learning*, pages 8748–8763. PMLR, 2021. [2](#), [3](#), [4](#)
- [17] Karen Simonyan and Andrew Zisserman. Very deep convolutional networks for large-scale image recognition. In Yoshua Bengio and Yann LeCun, editors, *3rd International Conference on Learning Representations, ICLR 2015, San Diego, CA, USA, May 7-9, 2015, Conference Track Proceedings*, 2015. [2](#), [3](#)
- [18] Akhil Singh, Vaibhav Jaiswal, Gaurav Joshi, Adith Sanjeev, Shilpa Gite, and Ketan Kotecha. Neural style transfer: A critical review. *IEEE Access*, 9:131583–131613, 2021. [2](#)
- [19] Jan Svoboda, Asha Anooosheh, Christian Osendorfer, and Jonathan Masci. Two-stage peer-regularized feature recombination for arbitrary image style transfer. In *Proceedings of the IEEE/CVF Conference on Computer Vision and Pattern Recognition*, pages 13816–13825, 2020. [7](#)
- [20] Dmitry Ulyanov, Andrea Vedaldi, and Victor S. Lempitsky. Improved texture networks: Maximizing quality and diversity in feed-forward stylization and texture synthesis. In *2017 IEEE Conference on Computer Vision and Pattern Recognition, CVPR 2017*, pages 4105–4113. IEEE Computer Society, 2017. [2](#), [3](#)
- [21] Laurens van der Maaten and Geoffrey Hinton. Visualizing data using t-sne. *Journal of Machine Learning Research*, 9(86):2579–2605, 2008. [8](#)
- [22] Jaejun Yoo, Youngjung Uh, Sanghyuk Chun, Byeongkyu Kang, and Jung-Woo Ha. Photorealistic style transfer via wavelet transforms. In *2019 IEEE/CVF International Conference on Computer Vision (ICCV)*, pages 9035–9044, 2019. [2](#)