

# Multiview Contextual Commonsense Inference: A New Dataset and Task

Siqi Shen<sup>★M</sup> Deepanway Ghosal<sup>★</sup> Navonil Majumder<sup>✉</sup> Henry Lim<sup>✉</sup>

Rada Mihalcea<sup>M</sup> Soujanya Poria<sup>✉</sup>

<sup>M</sup> University of Michigan, USA

<sup>✉</sup> DeCLaRe Lab, Singapore University of Technology and Design, Singapore

{shensq, mihalcea}@umich.edu

deepanway\_ghosal@mymail.sutd.edu.sg

{navonil\_majumder@, henry\_lim@, sporia@}sutd.edu.sg

**CICEROv2 is available at:** <https://declare-lab.github.io/CICERO>

## Abstract

Contextual commonsense inference is the task of generating various types of explanations around the events in a dyadic dialogue, including cause, motivation, emotional reaction, and others. Producing a coherent and non-trivial explanation requires awareness of the dialogue’s structure and of how an event is grounded in the context. In this work, we create CICEROv2, a dataset consisting of 8,351 instances from 2,379 dialogues, containing multiple human-written answers for each contextual commonsense inference question, representing a type of explanation on cause, subsequent event, motivation, and emotional reaction. We show that the inferences in CICEROv2 are more semantically diverse than other contextual commonsense inference datasets. To solve the inference task, we propose a collection of pre-training objectives, including concept denoising and utterance sorting to prepare a pre-trained model for the downstream contextual commonsense inference task. Our results show that the proposed pre-training objectives are effective at adapting the pre-trained T5-Large model for the contextual commonsense inference task.

some given utterance, can be extracted from the explicit context. Otherwise, the broader context that fits the explicit context must be imagined. Either way, commonsense knowledge must be employed with the context in mind to broaden the context if necessary and arrive at a fitting explanation. Inferring such explanations for various dimensions with the context and commonsense-based reasoning is called contextual commonsense inference. An accurate understanding of dialogues achieved through contextual commonsense inference can assist in meaningful indexing, filtering, and searching of the copious amount of conversational content available on the internet. Tasks like affect analysis and relation extraction in dialogues may also benefit from such explanations.

To this end, the CICERO dataset (Ghosal et al., 2022) collects five dimensions of contextual commonsense inferences for utterances in dialogues. However, for each present dimension-utterance pair, only one human-annotated explanation is collected. The remaining explanations, if any, are picked using adversarial filtering (Zellers et al., 2018a) from a set of fine-tuned language model-generated explanations. These auto-generated explanations are both lexically and semantically very close to the human-annotated explanation. This contradicts the intuitive multiview nature of these explanations, where multiple disparate explanations for the same event may exist (see Fig. 1). CICEROv2 seeks to address this issue by collecting multiple distinct human-annotated explanations, leading to the enrichment of the downstream models for contextual commonsense inference task.

The availability of multiple correct answers brings the need for methods that can simultaneously select multiple correct answers from a mixture of correct and incorrect answers given a context. Ghosal et al. (2022) shows that given a context, selecting two correct answers is harder than selecting just one. On CICERO, T5-Large

## 1 Introduction

Perhaps unwittingly, commonsense is a key part of daily conversations. Rather than being explicit, interlocutors usually rely on shared context and commonsense knowledge to make sense of the inbound utterances and respond as succinctly as possible to maximize information flow (Grice, 1975). The scope of this shared context, however, is quite often broad enough to span beyond the scope of the given conversation. Understanding various dimensions of such conversations for NLP systems is thus rather challenging without the aid of commonsense-based reasoning. Some of the useful dimensions, such as cause, subsequent events, and motivation behind

★ Equal Contribution

attains an Exact Match (EM) score of 95% on the single answer selection task but this score drops to 20% on the multiple answer selection task. Models need to encode rich commonsense knowledge to solve this task due to its hardness. In this work, we attempt to encode commonsense knowledge to a large pre-trained language model T5-Large by continuing training it on a dialogue-level commonsense dataset CICERO (Ghosal et al., 2022) using a set of commonsense-aware pre-training objectives. Large pre-trained language models, such as GPT-2 (Radford et al., 2019) and T5 (Raffel et al., 2020b), seem attractive frameworks to solve contextual commonsense inference task. Through fine-tuning, these models have become state of the art in several natural language understanding tasks, such as SuperGLUE (Wang et al., 2019). Additionally, being trained on several hundreds of GB of text may have endowed these models with much commonsense knowledge (Petroni et al., 2019).

However, the fine-tuning approach may not suffice for tasks with limited training samples. Nonetheless, previous work (Gururangan et al., 2020; Zhou et al., 2021a) has shown that, prior to fine-tuning, pre-training with objectives catered to the target tasks may improve performance on such tasks. Following this intuition, we propose a set of self-supervised pre-training objectives to adapt the language models for the contextual commonsense inference task, specifically addressing the task of multi-choice answer selection.

Thus, our contribution in this paper is twofold: *i)* we curate CICEROv2, containing multiple distinct contextual commonsense inferences per dimension, and *ii)* we propose a set of pre-training objectives for contextual commonsense inference that improves over the vanilla fine-tuning by about 1.9% for the multi-choice answer selection task, defined on both CICERO and CICEROv2 datasets.

## 2 Primer on CICERO

The dialogues in CICERO (Ghosal et al., 2022) are sourced from three different datasets: Daily-Dialog (Li et al., 2017), MuTual (Cui et al., 2020), and DREAM (Sun et al., 2019). All dialogues are dyadic and their inherent nature is particularly conducive to qualitatively rich utterance-level inferences. These annotated inferences are categorized into five dimensions: cause, subsequent event, prerequisite, motivation, and emotional reaction. The tasks proposed on these inferences require contextual understanding, multi-utterance

reasoning, and commonsense knowledge.

In addition to introducing CICERO, Ghosal et al. (2022) also defines a multi-choice answer selection task (MCQ), where the original annotation is considered as the primary correct answer. The candidates for the remaining correct and incorrect answers are generated using fine-tuned T5 models (Raffel et al., 2020a). Adversarial filtering (Zellers et al., 2018a) is applied to these candidates to identify the hard-to-distinguish answers, which are manually labeled as correct or incorrect.

**Drawbacks of CICERO.** The automatically-generated and labeled-as-correct answers are the only sources of secondary correct answers in the CICERO dataset. In total, close to 15% of the instances contain multiple correct answers (inferences). We empirically analyzed these instances and found that the adversarial filtering algorithm favors the selection of alternate answers that are lexically close to the primary correct answer. As such, both correct and incorrect answers bear a relatively high degree of token-level and semantic similarity with each other as indicated in Table 2 in terms of BLEU, ROUGE-L, CIDER and semantic-similarity metrics. This belies the multiview nature of commonsense-based explanations, where multiple either independent or related explanations of the same event may exist. This is demonstrated in Fig. 1 where the target utterance “*I don’t think so. I know I’ve put on weight this winter.*” can be a consequence of multiple possible events. Particularly, the event of weight gain can be caused by lack of physical activity and exercise or unhealthy diet or perhaps both. There are myriad of other possible factors that may contribute to the weight gain, such as disease, but those multitudes of possibilities or views are not captured in CICERO.

## 3 CICEROv2

To address the drawbacks highlighted earlier, we introduce CICEROv2, to improve the generalization ability of the models trained on this data. CICEROv2 contains commonsense inferences from target utterances of dyadic dialogues sampled from CICERO. A human annotator is given a *dialogue* with a *target* utterance and asked a *question* about the *target* utterance. The annotator writes multiple distinct correct answers and two or more incorrect answers for the question.

Nearly 70% of the instances in CICEROv2 are extended from the annotations in CICERO.

For these instances, we show the original correct

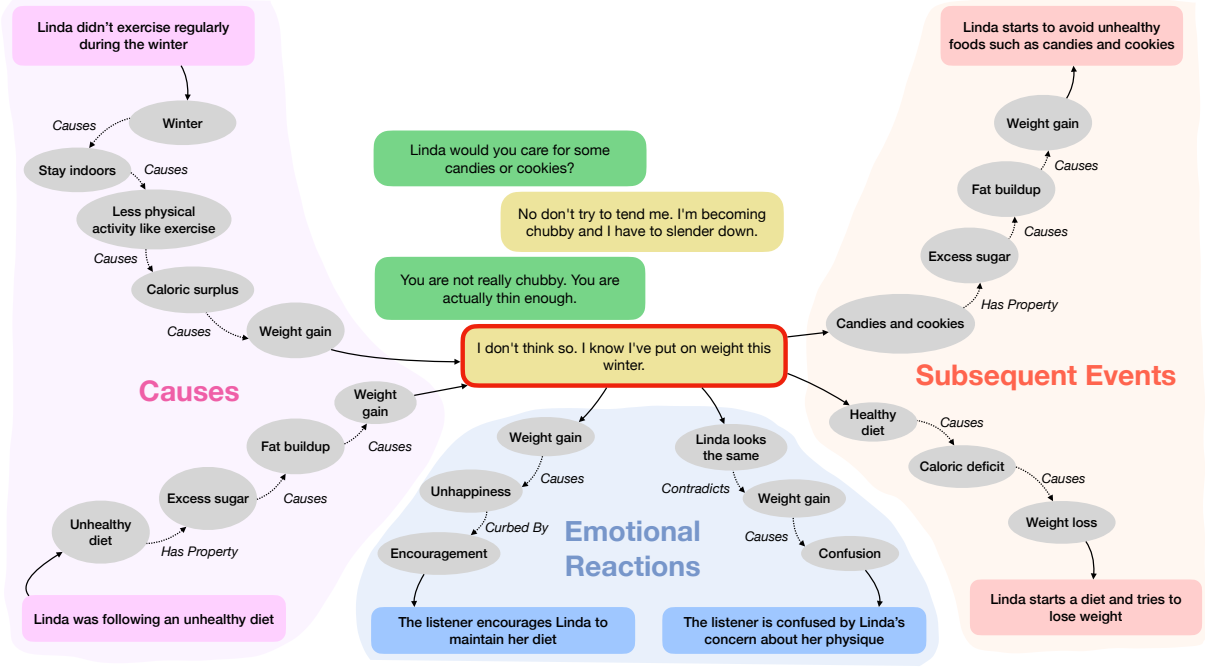


Figure 1: Demonstration of multiple possible contextual explanations through multiple commonsense-based mechanisms.

answer from CICERO to the annotators to avoid duplication. The annotators write at least one more correct and at least two incorrect answers that are semantically distinct from each other and the answer from CICERO. This original answer and the newly written answer(s) constitute the set of correct answers for these instances.

The other 30% of the instances are newly sampled (*dialogue*, *target*, *question*) triplets, not present in CICERO. The annotators write at least two correct answers and two incorrect answers for these instances.

The above strategy ensures that all instances in CICEROv2 have at least two correct and two incorrect answers.

### 3.1 Annotation Instructions

**Guidelines for Writing Correct Answers.** We instruct the annotators to write context-congruent correct answers that are grammatically sound and concise sentences. The answers may contain some important terms from the context and must be commonsense-based, factual, and plausible.

**Guidelines for Writing Incorrect Answers.** The incorrect answers are also grammatically correct and concise but must contradict some information in the dialogue context. The incorrect answers should contain some important terms from the context and must be commonsense-based and factual. The annotators were also instructed not to write

incorrect answers that clearly are outlandish in the given context.

We also ask the annotators to write sufficiently diverse and distinct correct and incorrect answers. This diversity may stem from token-level differences, semantic differences, or various likely speculative scenarios around the given context. Diversity of the written answers is a crucial aspect missing from CICERO. We discuss the diversity of both correct and incorrect answers in CICERO and CICEROv2 in more detail in §3.3.

We collect inferences across four different dimensions in CICEROv2: *subsequent event*, *cause*, *motivation*, and *emotional reaction* with respect to the *target*. *Prerequisite* dimension from CICERO is skipped as the annotators found it difficult to distinguish from *cause* during annotation training. The annotators are asked to write the correct and incorrect answer(s) to the questions representing each of the four inference dimensions. We expand on the annotation instructions outlined by Ghosal et al. (2022) for answer writing. Both correct and incorrect answers may describe either an *overt* or a *speculative* scenario, as illustrated in CICERO. An overt answer is explicitly or implicitly present in the dialogue context. However, when a dialogue does not explicitly or implicitly hold the answer to a *question* about a particular *target*, the answer is speculated within the dialogue context imagined and broadened using commonsense and world

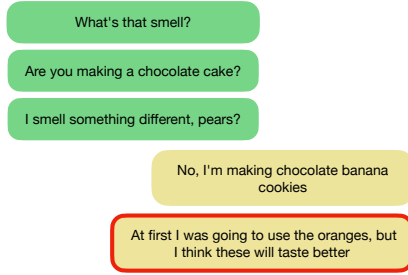


Figure 2: A (*dialogue*, *target*) pair; the utterance with the red border is the *target*.

knowledge.

The following illustrates the *questions* and possible correct and incorrect answer(s) for the (*dialogue*, *target*) pair shown in Fig. 2.

**Q1. What subsequent event happens (overt) or could happen (speculative) following the *Target*?** The annotators write about the event that happens or could happen following the *target*. They are also made aware that at times such subsequent events could be triggered by the *target* itself.

**CICERO Correct Answer:** The speaker made delicious banana cookies. **Incorrect Answers:** i) The speaker is making a chocolate cake. ii) The speaker was baking a cake.

**CICEROv2 Correct Answer:** The speaker threw the leftover oranges into the rubbish bin. **Incorrect Answers:** i) The listener requests to taste the orange cookies. ii) The listener started to make orange chocolate cookies.

**Q2. What is the event that directly causes (overt) or could cause (speculative) *Target*?** The annotators consider the events antecedent to the *target* that cause or likely cause the *target*.

**CICERO Correct Answer:** The speaker was making banana cookies. **Incorrect Answers:** i) The speaker is making a chocolate cake. ii) The speaker was baking a cake.

**CICEROv2 Correct Answers:** i) It is too difficult to process the orange pulp. ii) The orange smell doesn't match well with chocolate. **Incorrect Answers:** i) The orange smell matches much better with chocolate compared with banana. ii) The speaker loves the taste of orange and the texture of its pulp.

**Q3. What is the emotion or basic human drive that motivates or could motivate *Target*?** We ask the annotators to consider the basic human drives and needs of the speaker of the *target* utterances. The basic human drives include food, water, clothing, rest, safety, friends, relationships, enjoyment,

etc. Do or may any of the human drives/states of mind/emotional feelings motivate the *target*?

**CICERO Answers:** *Instance not present.*

**CICEROv2 Correct Answers:** i) The speaker wants the cookies to be delicious. ii) The oranges were not sweet enough for the cookies. **Incorrect Answers:** i) The speaker prefers spicy cookies. ii) The speaker wants to use the leftover pears before they go bad.

**Q4. What is the possible emotional reaction of the listener: A (or B)?** What could be the possible emotional reaction of the listener to the *target*? The annotators capture the appropriate emotion of the listener using the emotion terms listed in the Appendix in Table 7 using verbatim or related words (e.g., anxious, confused, interested).

**CICERO Correct Answer:** The listener is excited to eat the cookies. **Incorrect Answers:** i) The listener is excited to eat the salad. ii) The listener is excited to eat the muffins instead.

**CICEROv2 Correct Answer:** The listener feels pity that they cannot have orange cookies. **Incorrect Answers:** i) The listener is happy to taste orange cookies. ii) The listener is annoyed by the banana smell.

### 3.2 Sampling of Dialogues and Targets

From the (*dialogue*, *target*, *question*) triplets in CICERO, the following criteria is used to subsample a set of triplets for annotation:

- The *target* utterance must contain at least one non-stop verb word and more non-stop words than stop words.
- If the *dialogue* is from DailyDialog, then the dialogue-act label of the *target* utterance must either be directive or commissive (Li et al., 2017).

70% of the triplets in CICEROv2 are directly imported from CICERO, for which the annotators write additional correct and incorrect answers. The remaining 30% had their *question* changed from CICERO such that the new triplets are not present in CICERO.

### 3.3 Diversity of Answers

Answers in CICEROv2 are significantly more diverse than CICERO. We observe this trend among both correct and incorrect answers. As such, CICEROv2 provides much richer and diversified multiview commonsense inferences than CICERO. We show a comparative example of annotations in CICERO and CICEROv2 in Table 11.



| Description                                 | CICEROv2          | CICERO            |
|---|-------------------|-------------------|
| # Dialogues / # Instances                   |                   |                   |
| DailyDialog                                 | 1,118 / 3,973     | 2,113 / 4,344     |
| MuTual                                      | 1,011 / 3,384     | 929 / 1,715       |
| DREAM                                       | 250 / 994         | 516 / 1,386       |
| Total                                       | 2,379 / 8,351     | 3,558 / 7,445     |
| # Dialogues with # Instances                |                   |                   |
| < 4   | 1,377             | 3,057             |
| 4 ≤ # ≤ 8                                   | 919               | 493               |
| > 8   | 83                | 8                 |
| Avg. # of Correct Answers                   | 2.40              | 2.49              |
| Instances with # Correct Answers            |                   |                   |
| = 2   | 5,066             | 4,985             |
| = 3   | 3,260             | 1,552             |
| > 3   | 25                | 908               |
| Question Types in Train / Validation / Test |                   |                   |
| Cause                                       | 1,227 / 189 / 243 | 1,301 / 381 / 514 |
| Subsequent Event                            | 2,196 / 618 / 793 | 1,193 / 568 / 759 |
| Motivation                                  | 1,457 / 330 / 480 | 455 / 163 / 194   |
| Reaction                                    | 561 / 116 / 141   | 234 / 105 / 116   |
| Prerequisite                                | -                 | 1,010 / 201 / 251 |

Table 1: Statistics of CICEROv2. We report the numbers only for the multiple correct answer subset in CICERO.

| Data (x, y) | BLEU1  | BLEU2  | BLEU4  | ROUGE-L | CIDER  | Sem-Sim |
|-------------|--------|--------|--------|---------|--------|---------|
| v1 (C, C)   | 0.7082 | 0.6340 | 0.4817 | 0.7323  | 0.2918 | 0.7974  |
| v1 (I, I)   | 0.5966 | 0.5036 | 0.3442 | 0.6119  | 0.7434 | 0.7120  |
| v1 (C, I)   | 0.6797 | 0.6028 | 0.4565 | 0.7016  | 0.1268 | 0.7355  |
| v2 (C, C)   | 0.3265 | 0.1966 | 0.0501 | 0.3533  | 0.0028 | 0.5934  |
| v2 (I, I)   | 0.3455 | 0.2164 | 0.0625 | 0.3738  | 0.0009 | 0.5425  |
| v2 (C, I)   | 0.3367 | 0.2214 | 0.0685 | 0.3614  | 0.3421 | 0.5097  |

Table 2: (x, y) indicates source-target pair. v1, v2, C, I indicate CICERO, CICEROv2, correct answer set, and incorrect answer set, respectively. We show the instance-level average similarity between pairs of (correct, correct), (incorrect, incorrect), and (correct, incorrect) answers in CICERO and CICEROv2.

We compute the instance-level average of BLEU (Papineni et al., 2002), ROUGE (Lin, 2004), CIDEr (Vedantam et al., 2015), and semantic similarity score among all (correct, correct), (incorrect, incorrect) and (correct, incorrect) answer pairs in Table 2. We report BLEU over uni-grams, bi-grams, four-grams and use the *all-mpnet-sentence-v2* model<sup>1</sup> (Reimers and Gurevych, 2019) to compute the semantic similarity. All scores are reported between 0-1, with a higher score indicating more similarity between answers. The numbers reported in Table 2 clearly indicate that inferences in CICERO are significantly less diverse. We also conclude that annotations in CICEROv2 provide a superior quality of multiview contextual commonsense inferences. Similar to (Ghosal et al., 2022), we carry out a quality assurance stage on CICEROv2. More details about this quality assurance process can be found in Appendix A.

## 4 DIALECT

We propose DIALOGUE-LEVEL Commonsense Transformer — DIALECT, a pretrained transformer for commonsense inference in dialogues. We pretrain a T5-large model on a variety of dialogue-related

<sup>1</sup><https://huggingface.co/sentence-transformers/all-mpnet-base-v2>

tasks to better leverage the structural information from the dialogues and prepare the model for contextual commonsense inference.

That includes choosing the correct options illustrated, recovering corrupted input, sorting, and generation based on concepts augmented input. All the pre-training tasks are built based on only the training set of CICERO to avoid information leaking from seeing the dialogues in the test set. We describe details for each training objective in the following sections.

### 4.1 Problem Formulation

Given a dialogue  $\mathcal{D}$  consists of  $n$  utterances:  $[u_1, u_2, \dots, u_n]$ , our task is to predict the correct answers from a set of choices for questions on a target utterance  $u_i$  in CICERO as illustrated in §3: *cause* ( $c$ ), *effect* ( $e$ ), *motivation* ( $m$ ), *prerequisite* ( $p$ ), and *reaction* ( $r$ ). We denote the questions as  $Q = [Q^j]$ , where  $j = [0, 1, \dots, 4]$  corresponds to the relation type being asked. The annotated answers on target utterance  $u_i$  are represented as  $A_i = [a_i^j] = [c_i, e_i, m_i, p_i, r_i]$ , for each aforementioned question type respectively. Each  $a_i^j$  consists of multiple choices, among which at least two are correct answers. For the pretraining, we use  $a_i^j$  to refer to one of the correct answers if not indicated otherwise. We denote the non-stopword nouns and verbs for either utterance  $u_i$  or the corresponding answer as concept  $c_i$ . Note that not all five questions are annotated for each target utterance in CICERO. Hence, for a particular target utterance,  $A_i$  and  $Q$  contain only a subset of the question types, making the value of  $j$  no more than four.

### 4.2 Pre-training objectives

We propose a set of objectives to train the model in a text-to-text manner. The input usually consists of a combination of the prompt text denoting the task referred to as  $p$ , the concatenation of utterances in the dialogue  $\mathcal{D}$  referred to as context  $x$ , and objective-specific information detailed in the following section. Different parts of the input are concatenated to form the input sequence, separated by special tokens and text indicating the parts. We give details on the input formats and prompts used for all the pre-training objectives in Table 12.

#### 4.2.1 Primary Objectives (PO)

Primary objectives train open-ended text generation without any set of options to choose from, as in the contextual commonsense inference task:

- (i) Given context  $x$ , target utterance  $u_i$ , and question  $Q^j$ , generate the corresponding answer  $a_i^j$ .
- (ii) Given context  $x$ , question  $Q^j$ , and its answer  $a_i^j$ , generate the corresponding target utterance  $u_i$ .
- (iii) Given context  $x$ , target utterance  $u_i$ , question  $Q^j$ , answer  $a_i^j$ , and question or another type  $Q^k$ , generate the corresponding answer  $a_i^k$ .

#### 4.2.2 Single Correct Answer Objectives (SCAO)

These objectives ask the model to generate the right choice from the given options or a closed set of relations, with access to the dialogue context.

- (i) Given context  $x$ , target utterance  $u_i$ , question  $Q^j$ , multiple answer choices  $\bar{a}_i^j$ , generate the correct answer  $a_i^j$ . The answer choices  $\bar{a}_i^j$  includes correct answer  $a_i^j$  and incorrect answers  $a_i^{j-}$ . We concatenate the question, target, context, and answer choices with separators to form the input.
- (ii) Given context  $x$ , target utterance  $u_i$ , answer  $a_i^j$ , generate the question type of  $Q^j$ . We concatenate the answer, target, and context to form the input. The output is one of the five question type strings: *cause*, *effect*, *motivation*, *prerequisite*, or *reaction*.
- (iii) Given context  $x$ , answer  $a_i^j$ , question  $Q^j$ , a pool of possible target utterances  $\bar{u}_i$ , choose the correct target utterance  $u_i$ . The pool includes correct target utterance  $u_i$  and three other utterances  $u_i^-$  randomly sampled from the same dialogue.

#### 4.2.3 Concept-Based Objectives (CO)

These objectives train to reconstruct a sentence from the set of concepts it contains, and generate the answer or target from the concepts in the target or answer, respectively. The concepts are selected based on the part-of-speech tags parsed by *Spacy*<sup>2</sup> after removing stop words.

- (i) Given context  $x$ , question  $Q^j$ , concepts  $c_i^j$  from answer  $a_i^j$ , generate the target utterance  $u_i$ . We use the concatenation of a template question and context as the input.
- (ii) Given context  $x$ , concepts  $c_i$  from target utterance  $u_i$ , question  $Q^j$ , answer  $a_i^j$ , generate the target utterance  $u_i$ . Following a strategy similar to the previous case, we use  $x, a_i^j, c_i, Q^j$  along with a template question to form the input.
- (iii) Given context  $x$ , question  $Q^j$ , and concepts  $c_i$  from target utterance  $u_i$ , generate the answer  $a_i^j$ . We concatenate the question, concepts, and context to form the input.

- (iv) Given context  $x$ , target utterance  $u_i$ , question  $Q^j$ , and concepts  $c_i^j$  from answer  $a_i^j$ , generate the answer  $a_i^j$ . We concatenate the question, target, concepts, and context to form the input.

#### 4.2.4 Denoising Objectives (DO)

These objectives train to restore and order the corrupted concepts in the target utterance or answer. Corruption is performed by randomly changing the order of the concepts, and randomly removing one concept in the original utterance or answer. A similar concept order recovery has previously been explored by Zhou et al. (2021b).

- (i) Given context  $x$ , target utterance  $u_i$ , question  $Q^j$ , corrupted concepts  $\bar{c}_i^j$  for answer  $a_i^j$ , generate correct concepts  $c_i^j$ .
- (ii) Given context  $x$ , question  $Q^j$ , answer  $a_i^j$ , corrupted concepts  $\bar{c}_i$  for utterance  $u_i$ , generate correct concepts  $c_i$ .

#### 4.2.5 Sorting-Based Objectives (SO)

Sorting-based objectives require the model to be aware of the order of the utterances and the order of questions asked in the dialogue.

- (i) We consider the following precedence order of the relations:  $c \rightarrow p \rightarrow m \rightarrow e \rightarrow r$ . Now, given context  $x$  and a randomly ordered subset of answers  $\hat{a}$  from  $A$ , the objective is to generate the sorted order of  $\hat{a}$  according to utterance location and relation precedence. The output to be generated is formulated according to indices of answers in the subset  $\hat{a}$ . For instance, if  $\hat{a} = [r_5, p_2, e_0, c_0, m_2]$ , the output to generate would be 3 2 1 4 0, denoting the sorted order  $c_0 \rightarrow e_0 \rightarrow p_2 \rightarrow m_2 \rightarrow r_5$ .
- (ii) Given a randomly ordered set of utterances  $\hat{u}$  from  $\mathcal{D}$ , identify the correct order. For example if  $\hat{u} = [u_3, u_1, u_2]$ , the output to be predicted is the string 1 2 0, assuming indexing starts from 0.

## 5 Experiments

We evaluate the effectiveness of DIALECT at the downstream task of multi-choice question answering (MCQ) under various settings.

### 5.1 Experimental Setup

**Pretraining.** We pretrain DIALECT using T5-large as the backbone (770M parameters). We initialize the parameters with the checkpoint released by (Raffel et al., 2020a) and continue pretraining in a text-to-text manner instead of span filling. We use the Adafactor (Shazeer and Stern,

<sup>2</sup><https://spacy.io/>

| Model                    | Finetuned on | Avg<br>Macro F1 | Exact Match   |               |               |               |               |               |
|--------------------------|--------------|-----------------|---------------|---------------|---------------|---------------|---------------|---------------|
|                          |              |                 | Cause         | Subseq        | Prereq        | Motiv         | Reaction      | Average       |
| T5 <sub>Large</sub>      | CICERO       | 0.7001          | 0.2521        | 0.2358        | 0.2430        | 0.3258        | 0.3258        | 0.2566        |
| DIALECT <sub>Large</sub> | CICERO       | <b>0.7066</b>   | <b>0.2736</b> | <b>0.2560</b> | <b>0.2457</b> | <b>0.3539</b> | <b>0.3420</b> | <b>0.2754</b> |
| T5 <sub>Large</sub>      | CICEROv2     | 0.8795          | 0.6552        | 0.7148        | -             | <b>0.7587</b> | 0.7243        | 0.7195        |
| DIALECT <sub>Large</sub> | CICEROv2     | <b>0.8863</b>   | <b>0.6905</b> | <b>0.7388</b> | -             | 0.7537        | <b>0.7614</b> | <b>0.7380</b> |

Table 3: Performance of DIALECT on CICERO and CICEROv2.

2018) optimizer with a weight decay of 0.005 and a learning rate of 1e-5. Note that Adafactor significantly reduces the memory footprint for conversational tasks with long text input. We train the model for 75000 steps with a batch size of 16. The training takes around 22 hours on two A40 GPUs.

**Finetuning.** We compare finetuning on the MCQ task based on DIALECT and based on T5-large. We use the Adafactor optimizer during pretraining with a learning rate of 3e-5. All finetuning experiments are run for 5 epochs with five different random seeds. Each trial takes 30 minutes on an A40 GPU.

**Evaluation Metrics** We use macro-F1 and Exact Match to evaluate the performance of the models.

## 5.2 Overall Results on CICERO

We evaluate DIALECT with MCQ from the CICERO dataset it pretrained on. Table 3 shows the performance on the MCQ task. We find that DIALECT improves the performance compared to the baseline on all metrics except recall. For the exact match, there is around 2% universal improvement for all inference types, indicating that the pretraining is not limited to a certain type of commonsense inference. The results suggest that, although having the same access to dialogue context and question-answer pairs from the same dataset, the pretraining helps exploit the information in the dataset.

## 5.3 Transferability of Pretraining

To further investigate if the performance boost comes from merely seeing the questions and choices in advance. We test DIALECT on newly collected CICEROv2. Table 3 shows that DIALECT outperform the T5-large baseline on all metrics again. There is a similar trend of improvement across inference types for exact matches. The results show information learned in DIALECT generalize to MCQ samples drawn from a different distribution. Interestingly, despite seeing answers of CICERO during pre-training, the performance of DIALECT on CICERO is worse than its performance on CICEROv2. We think this could be due to the high lexical overlap and semantic similarity

| Objectives | Avg<br>Macro F1 | Exact Match   |               |               |               |               |               |
|------------|-----------------|---------------|---------------|---------------|---------------|---------------|---------------|
|            |                 | Cause         | Subseq        | Prereq        | Motiv         | Reaction      | Average       |
| T5-Large   | 0.7001          | 0.2521        | 0.2358        | 0.2430        | 0.3258        | 0.3258        | 0.2566        |
| All        | 0.7066          | 0.2736        | 0.2560        | 0.2457        | 0.3539        | <b>0.3420</b> | 0.2754        |
| -PO        | 0.7069          | <b>0.2964</b> | 0.2534        | <b>0.2722</b> | <b>0.3660</b> | 0.3190        | <b>0.2841</b> |
| -SCAO      | 0.6963          | 0.2613        | <b>0.2797</b> | 0.2324        | 0.3419        | 0.3276        | 0.269         |
| -CO        | <b>0.7096</b>   | 0.2867        | 0.2587        | 0.2563        | 0.3505        | 0.3276        | 0.2803        |
| -DO        | 0.7036          | 0.2737        | 0.2530        | 0.2430        | 0.3505        | 0.2931        | 0.2703        |
| -SO        | 0.7090          | 0.2834        | 0.2609        | 0.2656        | 0.3626        | 0.3074        | 0.2815        |
| Ensemble   | -               | 0.2964        | 0.2797        | 0.2722        | 0.3660        | 0.3420        | 0.3112        |

Table 4: Ablation study on CICERO dataset. The reported results are the average of five different random seeds. The Ensemble model selects the best-performing ablated model for a particular relation.

between correct and incorrect answers in CICERO (as shown in Table 2) that might cause confusion in easily finding the decision boundary. As a result, both T5-large and DIALECT perform poorly to predict multiple correct answers in CICERO.

| Objectives | Avg<br>Macro F1 | Exact Match   |               |               |               |               |  |
|------------|-----------------|---------------|---------------|---------------|---------------|---------------|--|
|            |                 | Cause         | Subseq        | Motiv         | Reaction      | Average       |  |
| T5-Large   | 0.8795          | 0.6552        | 0.7148        | 0.7587        | 0.7243        | 0.7195        |  |
| All        | 0.8863          | 0.6905        | 0.7388        | 0.7537        | 0.7614        | 0.7380        |  |
| -PO        | 0.8854          | <b>0.7105</b> | 0.7303        | 0.7480        | 0.7619        | 0.7354        |  |
| -SCAO      | 0.8840          | 0.6790        | 0.7362        | 0.7516        | 0.7333        | 0.7320        |  |
| -CO        | <b>0.8900</b>   | 0.7065        | <b>0.7408</b> | 0.7613        | 0.7714        | <b>0.7443</b> |  |
| -DO        | 0.8866          | 0.7023        | 0.7315        | 0.7550        | <b>0.7738</b> | 0.7378        |  |
| -SO        | 0.8867          | 0.6872        | 0.7273        | <b>0.7662</b> | 0.7666        | 0.7360        |  |
| Ensemble   | -               | 0.7105        | 0.7408        | 0.7662        | 0.7738        | 0.7478        |  |

Table 5: Ablation study on CICEROv2. The reported results are the average of five different random seeds. The Ensemble model selects the best-performing ablated model for a particular relation.

## 5.4 Ablation Study of Pretraining Objectives

For a fair comparison, we remove a group of pretraining objectives for each setting and pre-trained the model with the exact same set of hyperparameters, including the random seeds, all for five epochs. Table 4 shows that all the ablation models still outperform the baseline, meaning that there is at least more than one group of helpful objectives. Removing the *Single Correct Answer Objectives* i.e., SCAO causes the largest drop among all metrics, suggesting it carries essential information. On contrary, removing *Primary Objectives* and *Sorting Based Objectives* leads to slightly higher metrics. One plausible explanation is that the gap in the input format for these objectives causes trouble for later finetuning. For example, *Sorting Objectives* ask the model to predict a sequence of integers, which may be confused with the multiple-choice marker. The results for CICEROv2 is shown in Table 5. It holds the same conclusion that all ablation models perform better than the baseline. It is also interesting that the *Concept Objective* i.e.,

CO ablation group gets the highest performance on most of the metrics, suggesting that the concepts from CICERO may misalign with the ones in CICEROv2.

## 5.5 Performance Analysis

| Train   | Test    | Cause  | Subseq | Exact Match | Prereq | Match Motiv | Reaction | Average |
|---------|---------|--------|--------|-------------|--------|-------------|----------|---------|
| v1-four | v1-four | 0.3307 | 0.3254 | 0.2948      | 0.4794 | 0.431       | 0.3457   |         |
| v2-four | v1-four | 0.2451 | 0.253  | 0.2669      | 0.3557 | 0.3448      | 0.2694   |         |
|         | Δ       | 0.0856 | 0.0724 | 0.0279      | 0.1237 | 0.0862      | 0.0763   |         |
| v2-four | v2-four | 0.5934 | 0.5858 | -           | 0.7244 | 0.6214      | 0.6302   |         |
| v1-four | v2-four | 0.1203 | 0.3062 | -           | 0.4948 | 0.2857      | 0.3321   |         |
|         | Δ       | 0.4731 | 0.2796 | -           | 0.2296 | 0.3357      | 0.2981   |         |

Table 6: Cross-dataset results (mean of five seeds) of DIALECT; v1-four and v2-four stand for CICERO and CICEROv2, respectively, culled to have four options per sample.

**Cross-Dataset Performance.** Table 6 shows cross-dataset adaptability of DIALECT. To circumvent the influence of the variability of answer counts in CICERO and CICEROv2, we cull the samples of both datasets to have exactly four answers. For each sample with more than four answers, two correct answers are randomly picked without replacement, and then two more answers are randomly chosen from the rest. This results in at least two correct answers per sample. As expected, both cross-dataset transfers lead to diminished performance due to the starker difference in distribution between training and test set. Interestingly, the performance drop of 29.81% for CICERO to CICEROv2 transfer is far more severe than the drop of 7.63% for CICEROv2 to CICERO transfer. This observation strongly implies that CICEROv2 allows for a much more robust cross-dataset transfer than CICERO. This is likely a consequence of the larger diversity of answers in the training samples of CICEROv2, as indicated in §3.3. Another observation is the performance improvement (7.03%) and degradation (10.78%) on in-dataset transfer for culled CICERO and CICEROv2, respectively. This is indicative of the strong influence of negative samples over the overall performance of DIALECT on both datasets.

**Performance with Fewer Training Examples.** To assess our proposed objectives’ efficacy in the low-resource setting, we compare the fine-tuning performance of DIALECT with T5-Large using different fragments of the training data. As shown in Fig. 3, DIALECT consistently attains better exact match accuracy than the T5-Large baseline on both CICERO and CICEROv2. It can be seen that the performance improvement by DIALECT is more significant under the low resource setting.

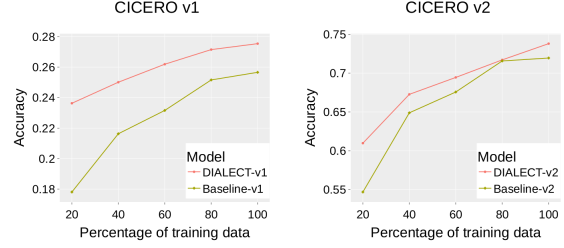


Figure 3: The performance of finetuned models trained with fewer samples.

When finetuned with 20% of the training data, DIALECT offers over 5% performance boost on both datasets, compared with around 2% for the full dataset. This indicates that DIALECT might be endowed with some commonsense knowledge through its pre-training using our proposed objectives. As a result, DIALECT does not require much training data before attaining a decent performance. Note that, although building the pre-training objectives relies on the training set of CICERO, the training set of CICEROv2 is not used, and thus can be considered as a "true low resource setting". In contrast, the baseline T5-Large model needs more training data before obtaining a good fine-tuning performance. Based on these observations, we may conjecture that T5-Large lacks the required commonsense knowledge that DIALECT encodes in its parameters.

## 6 Related Works

The area of commonsense reasoning has received significant attention recently, with the introduction of several new benchmarks (Zellers et al., 2018b; Talmor et al., 2019; Bisk et al., 2020). The benchmarks target evaluation of commonsense across various dimensions - causality (Roemmele et al., 2011), social commonsense with question answering (Sap et al., 2019), abduction (Bhagavatula et al., 2020), etc. Language models specifically trained for commonsense reasoning across these dimensions have also been proposed (Lourie et al., 2021). Despite the progress in those directions, the multiview aspect of question answering and commonsense reasoning, particularly, has been an underexplored area. Recently, Zhu et al. (2020) proposed a dataset for extractive multiple-span question answering; Qin et al. (2021) introduced a dataset for temporal reasoning in dialogues with multiple correct answers satisfying certain temporal properties. Ghosal et al. (2022) introduced the CICERO dataset for dialogue reasoning with



contextual commonsense inference. Although the dataset contains multiple speculative inferences, there are certain shortcomings as inferences are less diverse, and not all inferences are human-written. We motivate our work against this aspect and present a dataset with significantly richer and more diverse multiview commonsense inferences from dialogues, all of which are human-written.

## 7 Conclusion

We introduce CICEROv2, a human-written dataset for distinct multiview commonsense inferences in dialogues. The dataset contains  $\sim 8.3k$  instances from  $\sim 2.3k$  dialogues across four commonsense dimensions – cause, subsequent event, motivation, and reaction. We also propose DIALECT, which is pre-trained on a collection of dialogue understanding objectives. We evaluate it on the multiview commonsense inference task and analyze its performance across various settings.

## 8 Limitations

Our model DIALECT can only perform the answer selection task (MCQ). Wherein the commonsense inference generation as proposed in (Ghosal et al., 2022) is more challenging which DIALECT can not solve. Besides, DIALECT requires heavy computing power for pre-training and fine-tuning. As a consequence, it can not be deployed on mobile devices with very low computational power. On the other hand, our proposed CICEROv2 only contains inferences across four different commonsense dimensions – cause, subsequent event, motivation, and reaction. Hence, models e.g., DIALECT trained on CICEROv2 could be limited in their capacity to infer other types of commonsense relations.

## References

- Chandra Bhagavatula, Ronan Le Bras, Chaitanya Malaviya, Keisuke Sakaguchi, Ari Holtzman, Hanah Rashkin, Doug Downey, Wen-tau Yih, and Yejin Choi. 2020. Abductive commonsense reasoning. In *ICLR*.
- Yonatan Bisk, Rowan Zellers, Jianfeng Gao, Yejin Choi, et al. 2020. Piqa: Reasoning about physical commonsense in natural language. In *Proceedings of the AAAI conference on artificial intelligence*, volume 34, pages 7432–7439.
- Leyang Cui, Yu Wu, Shujie Liu, Yue Zhang, and Ming Zhou. 2020. Mutual: A dataset for multi-turn dialogue reasoning. In *Proceedings of the 58th Conference of the Association for Computational Linguistics*. Association for Computational Linguistics.
- Deepanway Ghosal, Siqi Shen, Navonil Majumder, Rada Mihalcea, and Soujanya Poria. 2022. [CI-CERO: A dataset for contextualized commonsense inference in dialogues](#). In *Proceedings of the 60th Annual Meeting of the Association for Computational Linguistics (Volume 1: Long Papers)*, pages 5010–5028, Dublin, Ireland. Association for Computational Linguistics.
- Herbert P. Grice. 1975. Logic and conversation. *Speech acts*, pages 41–58.
- Suchin Gururangan, Ana Marasović, Swabha Swayamdipta, Kyle Lo, Iz Beltagy, Doug Downey, and Noah A. Smith. 2020. Don’t stop pretraining: Adapt language models to domains and tasks. *ArXiv*, abs/2004.10964.
- Yanran Li, Hui Su, Xiaoyu Shen, Wenjie Li, Ziqiang Cao, and Shuzi Niu. 2017. [Dailydialog: A manually labelled multi-turn dialogue dataset](#). In *Proceedings of the Eighth International Joint Conference on Natural Language Processing, IJCNLP 2017, Taipei, Taiwan, November 27 - December 1, 2017 - Volume 1: Long Papers*, pages 986–995. Asian Federation of Natural Language Processing.
- Chin-Yew Lin. 2004. Rouge: A package for automatic evaluation of summaries. In *Text summarization branches out*, pages 74–81.
- Nicholas Lourie, Ronan Le Bras, Chandra Bhagavatula, and Yejin Choi. 2021. Unicorn on rainbow: A universal commonsense reasoning model on a new multitask benchmark. In *Proceedings of the AAAI Conference on Artificial Intelligence*, volume 35, pages 13480–13488.
- Kishore Papineni, Salim Roukos, Todd Ward, and Wei-Jing Zhu. 2002. Bleu: a method for automatic evaluation of machine translation. In *Proceedings of the 40th annual meeting of the Association for Computational Linguistics*, pages 311–318.
- Fabio Petroni, Tim Rocktäschel, Patrick Lewis, Anton Bakhtin, Yuxiang Wu, Alexander H. Miller, and Sebastian Riedel. 2019. Language models as knowledge bases? *ArXiv*, abs/1909.01066.
- Lianhui Qin, Aditya Gupta, Shyam Upadhyay, Luheng He, Yejin Choi, and Manaal Faruqui. 2021. Time-dial: Temporal commonsense reasoning in dialog. In *Proceedings of the 59th Annual Meeting of the Association for Computational Linguistics and the 11th International Joint Conference on Natural Language Processing (Volume 1: Long Papers)*, pages 7066–7076.
- Alec Radford, Jeff Wu, Rewon Child, David Luan, Dario Amodei, and Ilya Sutskever. 2019. Language models are unsupervised multitask learners.

- Colin Raffel, Noam Shazeer, Adam Roberts, Katherine Lee, Sharan Narang, Michael Matena, Yanqi Zhou, Wei Li, and Peter J. Liu. 2020a. Exploring the limits of transfer learning with a unified text-to-text transformer. *Journal of Machine Learning Research*, 21:1–67.
- Colin Raffel, Noam M. Shazeer, Adam Roberts, Katherine Lee, Sharan Narang, Michael Matena, Yanqi Zhou, Wei Li, and Peter J. Liu. 2020b. Exploring the limits of transfer learning with a unified text-to-text transformer. *ArXiv*, abs/1910.10683.
- Nils Reimers and Iryna Gurevych. 2019. [Sentencebert: Sentence embeddings using siamese bert-networks](#). In *Proceedings of the 2019 Conference on Empirical Methods in Natural Language Processing*. Association for Computational Linguistics.
- Melissa Roemmele, Cosmin Adrian Bejan, and Andrew S Gordon. 2011. Choice of plausible alternatives: An evaluation of commonsense causal reasoning. In *2011 AAAI Spring Symposium Series*.
- Maarten Sap, Hannah Rashkin, Derek Chen, Ronan Le Bras, and Yejin Choi. 2019. Social iqa: Commonsense reasoning about social interactions. In *Proceedings of the 2019 Conference on Empirical Methods in Natural Language Processing and the 9th International Joint Conference on Natural Language Processing (EMNLP-IJCNLP)*, pages 4463–4473.
- Noam Shazeer and Mitchell Stern. 2018. Adafactor: Adaptive learning rates with sublinear memory cost. In *International Conference on Machine Learning*, pages 4596–4604. PMLR.
- Kai Sun, Dian Yu, Jianshu Chen, Dong Yu, Yejin Choi, and Claire Cardie. 2019. Dream: A challenge data set and models for dialogue-based reading comprehension. *Transactions of the Association for Computational Linguistics*, 7:217–231.
- Alon Talmor, Jonathan Herzig, Nicholas Lourie, and Jonathan Berant. 2019. Commonsenseqa: A question answering challenge targeting commonsense knowledge. In *Proceedings of the 2019 Conference of the North American Chapter of the Association for Computational Linguistics: Human Language Technologies, Volume 1 (Long and Short Papers)*, pages 4149–4158.
- Ramakrishna Vedantam, C Lawrence Zitnick, and Devi Parikh. 2015. Cider: Consensus-based image description evaluation. In *Proceedings of the IEEE conference on computer vision and pattern recognition*, pages 4566–4575.
- Alex Wang, Yada Pruksachatkun, Nikita Nangia, Amanpreet Singh, Julian Michael, Felix Hill, Omer Levy, and Samuel R. Bowman. 2019. Superglue: A stickier benchmark for general-purpose language understanding systems. In *NeurIPS*.
- Rowan Zellers, Yonatan Bisk, Roy Schwartz, and Yejin Choi. 2018a. Swag: A large-scale adversarial dataset for grounded commonsense inference. In *EMNLP*.
- Rowan Zellers, Yonatan Bisk, Roy Schwartz, and Yejin Choi. 2018b. [SWAG: A large-scale adversarial dataset for grounded commonsense inference](#). In *Proceedings of the 2018 Conference on Empirical Methods in Natural Language Processing*, pages 93–104, Brussels, Belgium. Association for Computational Linguistics.
- Wangchunshu Zhou, Dong-Ho Lee, Ravi Kiran Selvam, Seyeon Lee, Bill Yuchen Lin, and Xiang Ren. 2021a. Pre-training text-to-text transformers for concept-centric common sense. *ArXiv*, abs/2011.07956.
- Wangchunshu Zhou, Dong-Ho Lee, Ravi Kiran Selvam, Seyeon Lee, and Xiang Ren. 2021b. Pre-training text-to-text transformers for concept-centric common sense. In *ICLR*.
- Ming Zhu, Aman Ahuja, Da-Cheng Juan, Wei Wei, and Chandan K. Reddy. 2020. [Question answering with long multiple-span answers](#). In *Findings of the Association for Computational Linguistics: EMNLP 2020*, pages 3840–3849, Online. Association for Computational Linguistics.

|              |             |              |               |              |
|--------------|-------------|--------------|---------------|--------------|
| Admiration   | Affection   | Afraid       | Angry         | Annoyed      |
| Anticipating | Anxious     | Apprehensive | Ashamed       | Awe          |
| Awkwardness  | Boredom     | Calmness     | Caring        | Confident    |
| Confusion    | Content     | Craving      | Devastated    | Disappointed |
| Disgusted    | Eagerness   | Embarrassed  | Encouragement | Enthusiasm   |
| Excited      | Faithful    | Fear         | Furious       | Grateful     |
| Gratitude    | Guilty      | Happy        | Hopeful       | Impressed    |
| Interest     | Jealous     | Joyful       | Lonely        | Nostalgic    |
| Prepared     | Proud       | Relief       | Romance       | Sad          |
| Satisfaction | Sentimental | Surprised    | Terrified     | Trusting     |

Table 7: Possible emotional reactions of the listener.

| Group        | # Instances | Sub-group          | Sub-group # Instances |
|--------------|-------------|--------------------|-----------------------|
| <b>PO</b>    | 107,198     | (i), (ii)<br>(iii) | 31,418<br>44,362      |
| <b>SCAO</b>  | 94,254      | (i) - (iii)        | 31,418                |
| <b>CO</b>    | 125,672     | (i) - (iv)         | 31,418                |
| <b>DO</b>    | 60,302      | (i)<br>(ii)        | 31,369<br>28,933      |
| <b>SO</b>    | 6,953       | (i)<br>(ii)        | 3,476<br>3,477        |
| <b>Total</b> | 394,379     | -                  | -                     |

Table 8: The number of instances for each group and corresponding sub-groups of objective functions as described in §4.2. The number of training instances in CICERO is 31,418, which is also the number of instances in some of the sub-groups.

## A Quality Assurance of CICEROv2

Dataset quality is ensured with the following steps:

- Initially, we sample 30 random dialogues and manually annotate all the questions in those. Each annotator is then evaluated on those dialogues and is selected for the annotation task if 95% of his/her annotations are approved by us.
- We constantly review and provide feedback to the annotators during the annotation process. Annotators are also instructed to amend their answers.
- Upon completion of the annotation, we employ three additional annotators who manually check the annotated samples and score their acceptability. These annotators reached a consensus for approving 96.2% of these samples. The samples not bearing majority agreement were removed from the dataset. The statistics of the annotated dataset are shown in Table 1. A number of annotated examples from CICEROv2 are also shown in Table 11.

## B Additional Details on the Pre-training

We use the CICERO dataset to pre-train DIALECT. Detailed statistics of this CICERO dataset are presented in Table 9. The objective-wise statistics of

the training dataset used in pre-training DIALECT are reported in Table 8.

## C Annotation Details

We recruited 32 student helpers who are undergraduate students studying computer science and fluent in speaking and writing English. These students have knowledge of Artificial Intelligence. The annotators were paid 7.5 USD per hour which is a standard rate for hiring student helpers at our university. In total, the total cost of the annotation was 2955 USD.

## D Additional Performance Analysis

### Pre-training Steps Required to Converge.

Fig. 4 depicts the number of training steps required to converge.

### Impact of Lexical Overlap of Answers and Context.

We use ROUGE-1 precision as the lexical similarity measure between answers and context. For each sample in the training set, we calculate the average ROUGE score for its answers having dialogue context as the reference of this calculation. The distribution of ROUGE scores is shown in Fig. 5.

We set the lower quartile of the average ROUGE score of training samples as the low threshold and the upper quartile as the high threshold. Based on the two thresholds, we then filter the samples in the test set into low-ROUGE and high-ROUGE groups.

Table 10 shows that the models perform better on the high-ROUGE group of CICERO. This follows the intuition that samples from the high-ROUGE group are easier to predict as they overlap more with the context.

That is not the case for CICEROv2, where all models perform better in the low-ROUGE group.

| Description   | # Instances            | Percentage            |
|---|------------------------|-----------------------|
| <b># Dialogues / # Inferences</b>                   |                        |                       |
| DailyDialog   | 3,280 / 30,509         | 57.82 / 57.34         |
| MuTual  | 1,640 / 14,207         | 28.91 / 26.70         |
| DREAM   | 753 / 8,488            | 13.27 / 15.95         |
| <b>Total</b>  | 5,673 / 53,204         | -                     |
| <b># Dialogues with # Inferences</b>                |                        |                       |
| less than 10  | 3,140                  | 55.35                 |
| between 10-20                                       | 2,518                  | 44.39                 |
| between 21-30                                       | 15                     | 0.26                  |
| <b>Avg. # Inferences per Dialogue</b>               | 9.38                   | -                     |
| <b>Instances with # Correct Answers</b>             |                        |                       |
| only 1  | 45759                  | 86.01                 |
| only 2  | 4985                   | 9.37                  |
| > 2   | 2460                   | 4.62                  |
| <b>Inference Types in Train / Validation / Test</b> |                        |                       |
| Cause   | 10,386 / 3,060 / 3,071 | 33.06 / 28.10 / 28.18 |
| Subsequent Event                                    | 6,617 / 4,021 / 4,059  | 21.06 / 36.93 / 37.16 |
| Prerequisite  | 7,501 / 1,347 / 1,396  | 23.87 / 12.37 / 12.81 |
| Motivation  | 4,412 / 1,420 / 1,401  | 14.04 / 13.04 / 12.86 |
| Reaction  | 2,502 / 1,040 / 980    | 7.96 / 9.55 / 8.99    |

Table 9: Statistics of CICERO (Ghosal et al., 2022).

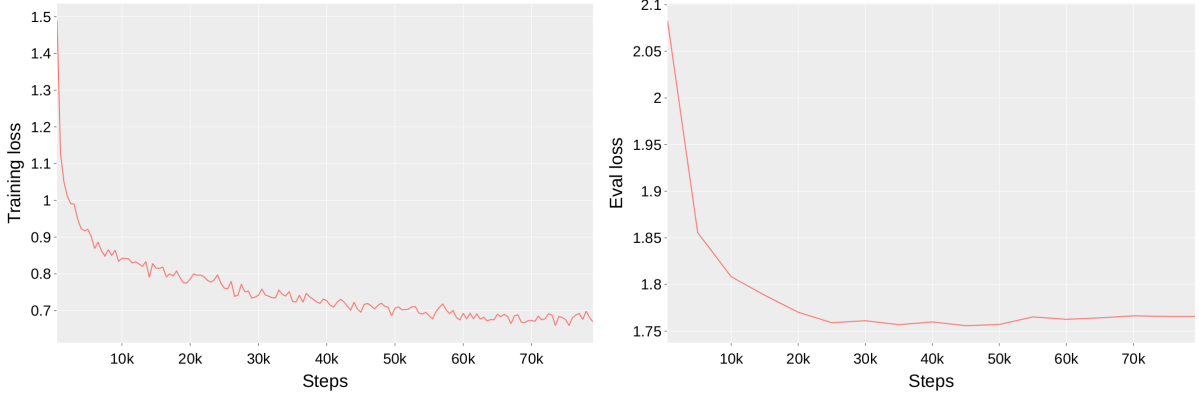


Figure 4: Learning Curve of the Pretraining. The validation loss plateaus and starts to increase after 50k. The best-pretrained model is selected based on its performance on the downstream task of multiple-answer selection.

Upon deeper inspection, we find that the models’ performance might be influenced by the gap between the overlap, quantified by the ROUGE score, of the correct ( $R_c$ ) and incorrect answers ( $R_i$ ), instead of the absolute overlap of the correct answers. For the high-ROUGE group of CICEROv2, the incorrect answers have an average ROUGE score of 0.45, which is very close to the score of 0.49 for the correct answers. That may make the separation between the correct and incorrect answers difficult.

Note that the incorrect answers in CICERO have almost the same average ROUGE scores across both groups, as they are generated automatically. The correct answers in the high-ROUGE group of CICERO have an average ROUGE score of 0.47, and the incorrect answers in the same group have an average ROUGE score of 0.20. On the other hand, in the low-ROUGE group, correct and incorrect answers have an average ROUGE score of 0.01 and 0.19, respectively. We surmise, as compared to the lower-ROUGE group, the larger gap between the ROUGE scores of the correct and incorrect answers in the high-ROUGE group of CICERO aids DIALECT to attain better performance in this group.

**Examples of Generated Outputs from the Pre-training Stage.** We provide examples of inputs, ground truth and generated outputs by DIALECT in Table 12.

**Examples of Generated Output for Multiview Contextual Commonsense inference.** We provide a few examples where DIALECT makes the correct predictions while the baseline model makes commonsense mistakes in Table 13. For example, in the first dialogue, the model needs to guess what

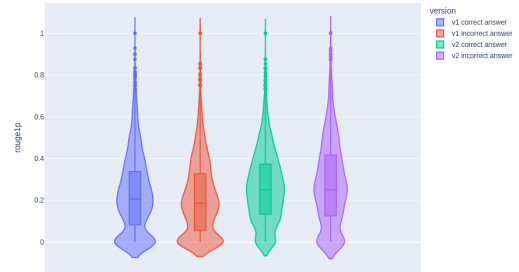


Figure 5: The distribution of Rouge1-P for correct/incorrect answers in CICERO and CICEROv2. CICERO has more samples with a zero ROUGE score, and both correct and incorrect answers from CICEROv2 have a slightly higher average ROUGE score than its counterpart.

will happen next after the speaker complains *Aspirin is not strong enough*. The baseline model mistakenly selects option 4, suggesting *the listener to visit the emergency room to get medicines*. Similarly, in the second example, the baseline model predicts that *a thief pulled out a knife will ask if he was okay* as the next movement. In the following example, the waiter is confirming if the guest wants to book the room which requires the room to be not occupied and again contradicts option 4 predicted by the baseline model. DIALECT makes such commonsense mistakes much less compared to the baseline. The last example illustrates a case where DIALECT makes a prediction that contains the words *upstairs* but fails to understand the relative spatial information of the speaker and listener and as a result, makes a commonsense mistake. It suggests that the model’s ability to do inference still needs to be improved.



| Train    | Test                      | $R_c$  | $R_i$  | $ R_c - R_i $ | Average Exact Match |              |              |              |              |              |
|----------|---------------------------|--------|--------|---------------|---------------------|--------------|--------------|--------------|--------------|--------------|
|          |                           |        |        |               | All                 | All - PO     | All - SCAO   | All - CO     | All - DO     | All - SO     |
| CICERO   | CICERO <sub>lowr</sub>    | 0.0103 | 0.1970 | 0.1867        | 23.87               | 26.66        | 24.51        | 25.37        | 22.79        | 25.80        |
|          | CICERO <sub>highr</sub>   | 0.4715 | 0.2062 | <b>0.2653</b> | <b>28.18</b>        | <b>30.14</b> | <b>26.47</b> | <b>29.41</b> | <b>30.39</b> | <b>28.92</b> |
| CICEROv2 | CICEROv2 <sub>lowr</sub>  | 0.0665 | 0.1519 | <b>0.0854</b> | <b>75.36</b>        | <b>72.14</b> | <b>72.86</b> | <b>73.93</b> | <b>74.64</b> | <b>75.36</b> |
|          | CICEROv2 <sub>highr</sub> | 0.4961 | 0.4488 | 0.0473        | 72.30               | 71.51        | 70.53        | 73.08        | 71.12        | 70.92        |

Table 10: The lexical similarity between answers and context also impact models’ performance significantly. *lowr* and *highr* denote low rouge precision and high rouge precision groups respectively.  $R_c$  and  $R_i$  denote the average ROUGE score of correct and incorrect answers, respectively.

**A ( $u_1$ ):** What’s that smell? **A ( $u_2$ ):** Are you making a chocolate cake? **A ( $u_3$ ):** I smell something different, peers? **B ( $u_4$ ):** No, I’m making chocolate banana cookies. **B ( $u_5$ ):** At first I was going to use the oranges , but I think these will taste better.

**Target -  $u_4$ ; Question: Motivation ; Correct Answers in CICEROv2:** i) The speaker has leftover chocolate and bananas and wants to consume them quickly. ii) The speaker likes chocolate sweets. **Incorrect Answers in CICEROv2:** i) The speaker wants to make the kitchen smelly to stop the listener entering. ii) The speaker is hungry and chocolate is not filling enough.

**Target -  $u_4$ ; Question: Subsequent Event ; Correct Answers in CICERO:** i) The listener will request his friend to taste the cookies he prepared just now. **Correct Answers in CICEROv2:** i) The speaker asks the listener to pass the spatula to her. **Incorrect Answers in CICERO:** i) The listener will ask his friends to taste the cake he prepared just now. ii) The listener will request his friends to taste the chocolate cake he prepared just now. **Incorrect Answers in CICEROv2:** i) The speaker invites the speaker to taste the orange cookies. ii) The listener asks the speaker to get out of the kitchen then takes over the cookies.

**Target -  $u_5$ ; Question: Cause ; Correct Answers in CICERO:** i) The speaker was making banana cookies. **Correct Answers in CICEROv2:** i) It is too difficult to process the orange pulp. ii) The orange smell doesn’t match well with chocolate. **Incorrect Answers in CICERO:** i) The speaker is making a chocolate cake. ii) The speaker was baking a cake. **Incorrect Answers in CICEROv2:** i) The orange smell matches much better with chocolate compared with banana. ii) The speaker loves the taste of orange and the texture of its pulp.

**Target -  $u_5$ ; Question: Emotional Reaction ; Correct Answers in CICERO:** i) The listener is excited to eat the cookies. **Correct Answers in CICEROv2:** i) The listener feels pity that she cannot have orange cookies. **Incorrect Answers in CICERO:** i) The listener is excited eats the salad. ii) The listener is excited to eat the muffins instead. **Incorrect Answers in CICEROv2:** i) The listener is happy to taste orange cookies. ii) The listener is annoyed by the banana smell.

Table 11: Annotated examples in CICERO and CICEROv2 marked with the target utterance and the question type. The first (*dialogue, target, question*) instance is not present in CICERO. We show the incorrect answers in CICERO for the other three instances. For these instances, the first correct answer is the primary human written answer in CICERO. Incorrect answers in CICERO are significantly less diverse than CICEROv2.

| Group | #     | Input   | Reference  | Generated Output   |
|-------|-------|---|--|--|
| PO    | (i)   | What is or could be the cause of target? <sep> target: Drive slowly, David. You could have an accident. <sep> context: $x$  | David is driving very fast to flaunt his driving skills to the speaker.      | The speaker is warning david not to drive too fast.                              |
|       | (ii)  | For which utterance in the context the cause is the following: David is driving very fast to flaunt his driving skills to the speaker. <sep> context: $x$   | Drive slowly, David. You could have an accident.                             | You can count on me. I have been driving for years.                              |
|       | (iii) | target: Drive slowly, David. You could have an accident. <sep> The cause of the target: David is driving very fast to flaunt his driving skills to the speaker. <sep> What is the subsequent event of the target? <sep> context: $x$  | David ignores the speaker's advice and continues driving with the same pace. | The speaker warns david that if he drives too fast he will get into an accident. |
| SCAO  | (i)   | What is or could be the cause of target? <sep> target: Drive slowly, David. You could have an accident. <sep> (0) David drives very slowly to flaunt his walking skills to the speaker. (1) David drives very slowly to flaunt his driving skills to the speaker. (2) David is driving very slowly to flaunt his driving skills to the speaker. (3) David is driving very fast to flaunt his driving skills to the speaker. (4) David walks very fast to flaunt his driving skills to the speaker. <sep> context: $x$ | David is driving very fast to flaunt his driving skills to the speaker.      | David is driving very fast to flaunt his driving skills to the speaker.          |
|       | (ii)  | answer: David is driving very fast to flaunt his driving skills to the speaker. <sep> target: Drive slowly, David. You could have an accident. <sep> context: $x$   | cause  | subsequent event   |
|       | (iii) | The cause of the target: David is driving very fast to flaunt his driving skills to the speaker. <sep> target options: Drive slowly, David. You could have an accident. <utt> Look out! Red light! <utt> It doesn't matter. It is late. There is no one around. <utt> You can count on me. I have been driving for years. <sep> context: $x$  | Drive slowly, David. You could have an accident.                             | You can count on me. I have been driving for years.                              |
| CO    | (i)   | For which utterance in the context the cause is related to the following concepts: drive, flaunt, driving, skill, speaker <sep> context: $x$  | Drive slowly, David. You could have an accident.                             | You can count on me. I have been driving for years.                              |
|       | (ii)  | For which utterance in the context the cause is the following: David is driving very fast to flaunt his driving skills to the speaker. <sep> concept: drive, accident <sep> context: $x$  | Drive slowly, David. You could have an accident.                             | Drive slowly, David. You could have an accident.                                 |
|       | (iii) | What is or could be the cause of target? <sep> concepts in the target: drive, accident <sep> context: $x$   | David is driving very fast to flaunt his driving skills to the speaker.      | David was driving at a high speed.   |
|       | (iv)  | What is or could be the cause of target? <sep> target: Drive slowly, David. You could have an accident. <sep> concepts in the answer: drive, flaunt, driving, skill, speaker <sep> context: $x$   | David is driving very fast to flaunt his driving skills to the speaker.      | David was driving fast and flaunting his driving skills to the speaker.          |
| DO    | (i)   | target: Drive slowly, David. You could have an accident. <sep> corrupted concepts: drive, driving, flaunt, speaker <sep> context: $x$ <sep> concepts in the answer:   | drive, flaunt, driving, skill, speaker                                       | speaker, flaunt, driving, skill, drive   |
|       | (ii)  | answer: David is driving very fast to flaunt his driving skills to the speaker. <sep> corrupted concepts: drive <sep> context: $x$ <sep> concepts in the target:  | drive, accident  | drive, accident  |
| SO    | (i)   | context: $x$ <sep> David is driving very fast to flaunt his driving skills to the speaker. <sep> A policeman caught david for breaking traffic rules. <sep> David was driving very fast and broked traffic rules. <sep> The speaker would tell the listener to apply brakes. <sep> David ignores the speaker's advice and continues driving with the same pace. <sep> David is confident in his driving skills. <sep> The speaker is driving with overconfidence that leads him to miss the traffic signal.           | 0 6 5 4 1 2 3  | 6 0 1 3 5 4 2  |
|       | (ii)  | B: You can count on me. I have been driving for years. <utt> A: Look out! Red light! <utt> B: It doesn't matter. It is late. There is no one around. <utt> A: Don't let the police catch you. Oh, David, that's a policeman. He is waving over us. <utt> A: Drive slowly, David. You could have an accident.  | 4 0 1 2 3  | 4 0 1 2 3  |

Table 12: An example of input, reference, and generated output triplets for the various groups of objective functions (§4.2) from a dialogue  $\mathcal{D}$ . PO, SCAO, CO, DO, and SO refers to the Primary Objectives, Single Correct Answer Objectives, Concept-Based Objectives, Denoising Objectives, and Sorting Based Objectives, respectively. The outputs are generated from the pretrained DIALECT model. The context placeholder  $x$  is the concatenation of the utterances in the dialogue  $\mathcal{D}$ , which is the following string: A: Drive slowly, David. You could have an accident. <utt> B: You can count on me. I have been driving for years. <utt> A: Look out! Red light! <utt> B: It doesn't matter. It is late. There is no one around. <utt> A: Don't let the police catch you. Oh, David, that's a policeman. He is waving over us.

| Context  | Relation + Answers   | Label   | DIALECT | T5-Large |
|--|--|---------|---------|----------|
| A: Wake up. It's almost eight o'clock. B: No, please. Let me sleep on! I couldn't get to sleep until 3 o'clock this morning. A: Why? What's wrong with you? B: I felt pain all over my body. Can you get me some medicine? A: Will aspirin do? <b>B: No, aspirin isn't strong enough.</b> A: Then I can do nothing but call for a doctor.  | <b>Subseq:</b> (0) The speaker would tell the listener to visit the doctor to get some better medicines. (1) The speaker would tell the listener to call the doctor who would prescribe them medicine. (2) The speaker would tell the listener to call the doctor to see if they could get some more medicine. (3) The speaker would tell the listener to visit the medical store nearby to get some better medicines. (4) The speaker would tell the listener to visit the emergency room to get some better medicines. | 0, 1, 3 | 0, 1, 3 | 0, 3, 4  |
| A: Hello, Joan. Why are you late today? You are never late for work. B: No, I never. But ... A: Wow! Your coat's got very dirty! Did you fall? <b>B: Yes, I had a terrible experience on the underground train. Listen to this! A man came up to me and pulled out a knife. He pointed it right at me!</b> A: Oh, no! Are you all right? Did he hurt you? B: No, he didn't hurt me, but he took my handbag. A: Then what happened? What did you do? B: I caught hold of his knife, and he pushed me to the floor. A: Oh, no! Why did you catch hold of his knife? That's dangerous. B: I don't know. I didn't think. A: What did the other passengers do? Did they help you? B: Yes, they did. Two men ran after the robber and held him. A: Did the police come? B: Yeah. The conductor called a policeman, and he took the robber to the police station. A: Wow! What a story! Thank God you're all right. | <b>Subseq:</b> (0) Joan would tell the listener that the thief asked him if he was okay. (1) Joan would tell the listener that the thief asked him to give him money and a watch. (2) Joan would tell the listener that the thief asked him to give him money and a cell phone. (3) Joan would tell the listener that the thief asked him to tell the police about the crime. (4) Joan told the listener that the thief asked him to hand over his keys.   | 1, 2, 3 | 1, 2, 3 | 0, 2     |
| A: Hello, may I help you? B: Yes. We're interested in seeing the rooms for rent. A: Oh, how nice. They're bright rooms and the house is very quiet. B: A nice quiet house is exactly what we're looking for. <b>A: Well, gentleman. Each room is \$40 a week if you think that's OK.</b> B: That sounds just wonderful to us. A: When do you want to move in? B: How about this afternoon? A: Fine. I'll be expecting you around two.  | <b>Prereq:</b> (0) The rooms showed to the person are currently unoccupied. (1) The rooms shown to the person are currently ready to be occupied. (2) The rooms they show are occupied. (3) The rooms showed to the person are full and occupied. (4) The rooms the person was looking in are currently occupied.  | 0, 1    | 0, 1    | 1, 4     |
| A: Paul, is that you? B: Yes, Mary. What can I do for you? A: Sorry to call you. But I just delivered my new computer. I am afraid I can't lift it by myself. Could you give me a hand to get it upstairs? B: Sure. Could you just give me a minute to finish off what I am doing? <b>A: Yes, of course. But please hurry. The box is getting in the way.</b> B: Don't worry. I'll be right down.  | <b>Subseq:</b> (0) Paul will get down to pick up the computer from Mary. (1) Paul will get downstairs to help Mary in lifting the computer upstairs. (2) Paul will get upstairs to help Mary in lifting the box upstairs. (3) Paul will get downstairs to help Mary in lifting the box upstairs. (4) Mary will help Paul lift the computer.  | 1, 3    | 1, 2, 3 | 1, 3     |

Table 13: Examples of the fine-tuning performance of DIALECT and its comparison with T5-Large.