

# BI-STRIDE MULTI-SCALE GRAPH NEURAL NETWORK FOR MESH-BASED PHYSICAL SIMULATION

**Yadi Cao**

Department of Computer Science  
University of California, Los Angeles  
yadicao95@gmail.com

**Menglei Chai**

Creative Vision  
Snap, Inc  
cmlatsim@gmail.com

**Minchen Li**

Department of Mathematics  
University of California, Los Angeles  
minchernl@gmail.com

**Chenfanfu Jiang**

Department of Mathematics  
University of California, Los Angeles  
chenfanfu.jiang@gmail.com

## ABSTRACT

Learning physical systems on unstructured meshes by flat Graph neural networks (GNNs) faces the challenge of modeling the long-range interactions due to the scaling complexity w.r.t. the number of nodes, limiting the generalization under mesh refinement. On regular grids, the convolutional neural networks (CNNs) with a U-net structure can resolve this challenge by efficient stride, pooling, and upsampling operations. Nonetheless, these tools are much less developed for graph neural networks (GNNs), especially when GNNs are employed for learning large-scale mesh-based physics. The challenges arise from the highly irregular meshes and the lack of effective ways to construct the multi-level structure without losing connectivity. Inspired by the bipartite graph determination algorithm, we introduce Bi-Stride Multi-Scale Graph Neural Network (BSMS-GNN) by proposing *bi-stride* as a simple pooling strategy for building the multi-level GNN. *Bi-stride* pools nodes by striding every other BFS frontier; it 1) works robustly on any challenging mesh in the wild, 2) avoids using a mesh generator at coarser levels, 3) avoids the spatial proximity for building coarser levels, and 4) uses non-parametrized aggregating/returning instead of MLPs during pooling and unpooling. Experiments show that our framework significantly outperforms the state-of-the-art method’s computational efficiency in representative physics-based simulation cases.

## 1 INTRODUCTION

Simulating physical systems through numerically solving partial differential equations (PDEs) plays a key role in various science and engineering applications, ranging from particle-based (Jiang et al., 2016) and mesh-based (Li et al., 2020a) solid mechanics to grid-based fluid (Bridson, 2015) and aero (Cao et al., 2022) dynamics. Despite the extensive successes in improving their stability, accuracy, and efficiency, numerical solvers are often computationally expensive for time-sensitive applications, especially iterative design optimization where fast online inferring is desired.

Recently, machine learning approaches have demonstrated impressive potential in improving the efficiency of inferring physical states with competitive accuracy. Representative methods include end-to-end frameworks (Obiols-Sales et al., 2020) and those with physics-informed neural networks (PINNs) (Raissi et al., 2019; Karniadakis et al., 2021; Sun et al., 2020; Gao et al., 2021). Many existing works apply convolutional neural networks (CNNs) (Fukushima & Miyake, 1982) to learn physical systems on two- or three-dimensional structured grids (Kim et al., 2019; Fotiadis et al., 2020; Gao et al., 2021; Guo et al., 2016; Tompson et al., 2017). It is generally recognized that CNNs exhibit strong performance on handling local information with convolution and global information with pooling/upsampling. However, the strict dependency on regular domain shapes makes it non-trivial to be applied on unstructured meshes. Although it is possible to deform the domains

to rectangular shapes to apply CNNs (Gao et al., 2021) or other models, such as NeuralOperatorNets (Li et al., 2022), the challenge remains for domains with complex topologies, which are common in practice.

On the other hand, graph neural networks (GNNs) have been considered as a natural choice for physics-based simulation on unstructured meshes (Battaglia et al., 2018; Belbute-Peres et al., 2020; Gao et al., 2022; Harsch & Riedelbauch, 2021; Pfaff et al., 2020; Sanchez-Gonzalez et al., 2018; 2020). A flat GNN without any hierarchies resembles a CNN without pooling nor upsampling; it suffers from difficulties when the mesh size grows significantly (Li et al., 2020b; Fortunato et al., 2022). Under mesh refinement, not only that more nodes are there to be processed, but the message passing (MP) iterations also grow linearly to propagate information to a same physical distance. As a result, a quadratic complexity becomes inevitable for both the running time and the memory to store the computational graph. In addition to the computational complexity, increasing the MPs also leads to the over-smoothing issue in GNNs (Chen et al., 2020) and makes training harder.

To mitigate this issue, researchers recently start investigating multi-scale GNNs (MS-GNNs) for physics-based simulation (Fortunato et al., 2022; Li et al., 2020b; Lino et al., 2021; Liu et al., 2021; Lino et al., 2022a;b). However, pooling and adjacency building should be conducted carefully to avoid introducing partitions into the coarser levels (Gao & Ji, 2019), which stops information exchange across the separated clusters. Existing solutions include utilizing the spatial proximity for building the connections at the coarser levels (Lino et al., 2021; Liu et al., 2021; Lino et al., 2022a;b), or generating coarser meshes for the original geometry (Fortunato et al., 2022; Liu et al., 2021), and randomly pooling nodes then applying Nyström approximation for the original adjacency matrix (Li et al., 2020b). However, all of them suffer from limitations: the spatial proximity can result in wrong connections across the geometry boundaries; the mesh generation is laboring and often unavailable for unseen meshes; and the random pooling may introduce partitions in the coarser levels.

We observe that all the aforementioned limitations originate from *pooling* and *building connections at coarser levels*. To the best of our knowledge, no existing work can systematically generate multi-scale GNNs with arbitrary levels for an arbitrary geometry in the wild while completely avoiding cutting or wrong connections across the boundaries. To this end, in this work, we introduce a simple yet robust and effective pooling strategy, *bi-stride*. Bi-stride is inspired by the bi-partition determination in DAG (directed acyclic graph). It pools all nodes on every other BFS (breadth-first-search) frontiers, such that a 2<sup>nd</sup>-powered adjacency enhancement conserves all the connectivity. We also accompany bi-stride with a non-parameterized aggregating/returning method to handle the transition between adjacent levels to decrease the model complexity. Our framework, namely *Bi-Stride Multi-Scale Graph Neural Network (BSMS-GNN)*, is tested on three benchmarks (CYLINDERFLOW, AIRFOIL, and DEFORMINGPLATE) from GraphMeshNets and INFLATINGFONT, a new dataset of inflating elastic surfaces with many self-contacts. In all cases, BSMS-GNN shows a dominant advantage in memory footprint and required training and inference time compared to the competitors.

## 2 BACKGROUND AND RELATED WORKS

**GNNs for Physics-Based Simulation** GNNs are first applied to physical simulation to learn the behaviors of particle systems, deformable solids, and Lagrangian fluids (Battaglia et al., 2016; Chang et al., 2016; Mrowca et al., 2018; Sanchez-Gonzalez et al., 2020). Notably, the generalized Message Passing (Sanchez-Gonzalez et al., 2018) is broadly accepted for information propagation. Based on that, GraphMeshNets (Pfaff et al., 2020) sets a milestone for learning mesh-based simulation. Following GraphMeshNets, which predicts a single forward timestep, there have been several variants, including 1) solving forward and inverse problems by combining GNNs with PINNs (Gao et al., 2022), 2) predicting long-term system states combined with GraphAutoEncoder (GAE) and Transformer (Han et al., 2022), 3) predicting steady states with multi-layer readouts (Harsch & Riedelbauch, 2021), and 4) up-sampling from coarser meshes with differentiable simulation (Belbute-Peres et al., 2020). Yet still, with flat GNNs, the quadratic computation complexity on finer meshes poses great challenges. We claim that adopting a multi-level structure is an effective solution.

**Multi-Scale GNNs** It is common to apply GNNs with multi-level structures in various graph-related tasks, such as graph classification (Wu et al., 2020; Mesquita et al., 2020; Zhang et al., 2019). GraphUNet (GUN) (Gao & Ji, 2019) first introduces the UNet structures into GNN with a

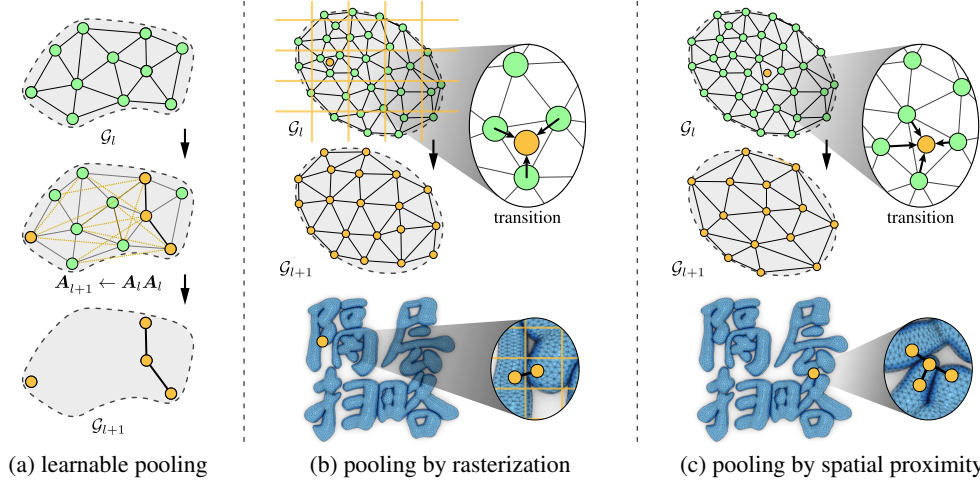


Figure 1: **Issues of existing multi-level GNNs.** (a) A learnable pooling (Gao & Ji, 2019) may lead to loss of connectivity even after 1<sup>st</sup>-order enhancement. (b) A pooling by rasterization (Lino et al., 2021; 2022a;b) and (c) by spatial proximity (Liu et al., 2021; Fortunato et al., 2022) can lead to wrong connections across the boundaries at the coarser level.

trainable scoring module for pooling; it also has a 2<sup>nd</sup>-powered adjacency enhancement to reduce the chance of losing connectivity. A few works have investigated multi-scale GNNs (MS-GNNs) for physics-based simulation. Specifically, Fortunato et al. (2022) and Liu et al. (2021) define two- and multi-level GNNs, respectively, for physics-based simulation, but both of them rely on pre-generated coarse meshes. Lino et al. (2021; 2022a;b) use the original mesh at the first level and project to regular grids (MS-GNN-GRID) at the coarser levels. Li et al. (2020b) adopt multi-level matrix factorization to generate the kernels at arbitrary levels without requiring mesh generators or K-nearest neighbor (K-NN) interpolations.

**Motivations of Our Method** We present an overview of representative GNN architectures with U-net structure in Fig. 1. Two major disadvantages we observed are: 1) easy loss of connectivity by pooling, even with a 2<sup>nd</sup>-powered adjacency enhancement; and 2) lack of direct connections between pivot and non-pivot nodes, leading to additional edges built by the spatial proximity for transition between levels.

For a more clear illustration, we start with a few definitions. We first define the adjacency enhancement by the  $K^{\text{th}}$ -order matrix power as  $\mathbf{A} \leftarrow \mathbf{A}^K$ . Geometrically,  $\mathbf{A}^K(i, j) = 1$  means that node  $j$  is connected to node  $i$  via at most  $K$  hops. Given a pooling strategy  $P$  and the selected pivot nodes  $S_p$ , we define a  $K^{\text{th}}$ -order outlier set as  $\mathcal{O}_K$ , where the nodes in  $\mathcal{O}_K$  are not connected to any pivots even after  $K^{\text{th}}$ -order adjacency enhancement:  $\mathbf{A}^K(i, j) = 0, \forall i \in S_p, \forall j \in \mathcal{O}_K$ .

We further define that a pooling strategy  $P$  is  $K^{\text{th}}$ -order connection conservative (K-CC) if  $\mathcal{O}_K$  is empty. Gao & Ji (2019) uses the 2<sup>nd</sup> order enhancement to help conserve the connectivity. Nonetheless, there is no theoretical guarantee that a learnable pooling module is consistently 2-CC for any graph (a counter example is shown in Fig. 1(a)). There are two alternative solutions to the matrix power enhancement that ensure conservation of the connectivity at coarser layers: 1) Lino et al. (2022a; 2021; 2022b) build the coarser graph by projecting the finer nodes to the nearby background grids (Fig. 1(b)); 2) Liu et al. (2021); Fortunato et al. (2022) create coarser meshes for the same domain (Fig. 1(c)). However, both methods need spatial proximity to build additional connections for the transition between levels, which may produce wrong connections across the boundary. These limitations motivate us to create a consistent 2-CC pooling strategy, as described in Sec. 3.2.

An additional overhead is the learnable transition modules which have the same network architecture as the message passing. This overhead in model size and computational complexity grows linearly w.r.t. the number of levels of U-net. As a result, they often end up with a relatively shallow level at 2 or 3. We claim that none-parameterized transition is performance-wise crucial for deeper multi-layer GNNs, and propose the first non-parameterized transition method in Sec. 3.3.

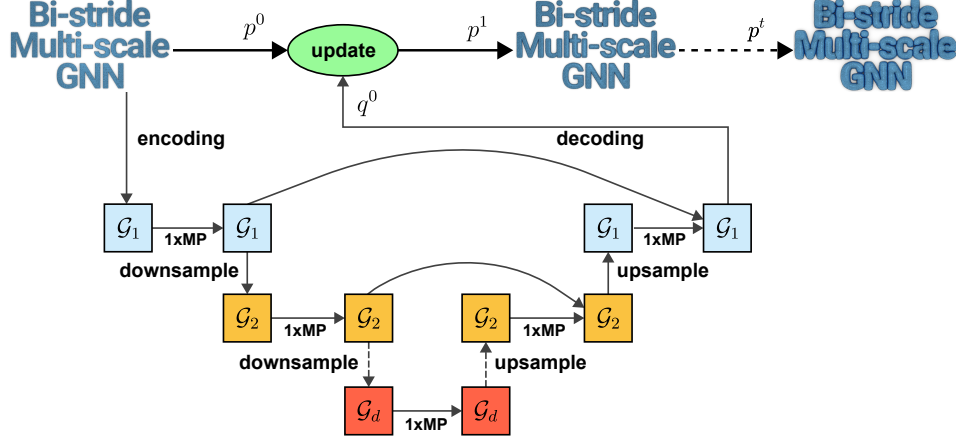


Figure 2: **BSMS-GNN pipeline.** The framework uses encode-process-decode trained with one-step supervision.  $\mathcal{G}_1, \mathcal{G}_2, \dots, \mathcal{G}_d$  represents the graph at different levels (finest to coarsest). The encoder/decoder only connects the input/output fields with the latent fields at  $\mathcal{G}_1$ . The latent nodal fields are updated by one MP at each level. The bi-stride pooling selects the pivot nodes for the adjacent coarser level, and the transition is conducted in a non-parameterized way.

Overall, our method adopts a similar message passing layer as in GraphMeshNets (Pfaff et al., 2020). Compared to Liu et al. (2021); Fortunato et al. (2022), our advantage is that no mesh generators is needed for the coarser-level graphs. Compared to Lino et al. (2021; 2022a;b), our advantage is that no spatial proximity is necessary. Together, we eliminate the need for building connections via spatial proximity nor using learnable MLP for aggregation and returning. Note that the work of Li et al. (2020b) shares similar advantages to some extent, but it focuses on generalization with PDE parameters, while ours focuses on a systematic pooling strategy for arbitrary complex geometries.

### 3 METHODOLOGY

#### 3.1 DEFINITIONS

Figure. 2 presents the overall structure of BSMS-GNN. We consider the evolution of a physics-based system discretized on a mesh, which is converted to an undirected graph  $\mathcal{G}_1 = (\mathcal{V}_1, \mathcal{E}_1)$ . Here, with subscript 1,  $\mathcal{V}_1$  and  $\mathcal{E}_1$  label the nodal fields and the connectivities at the finest level (the input mesh), respectively. Specifically for edges, we define  $\mathcal{E}_1 = \{\mathcal{E}_1^1, \dots, \mathcal{E}_1^S\}$ , where  $\mathcal{E}_1^1$  is the edge set directly copied from the input mesh, and  $\{\mathcal{E}_1^k\}_{k=2}^S$  are optionally the additional problem-dependent edge sets involved. For example, both DEFORMINGPLATE (Fig. 4(c)) and INFLATINGFONT (Fig. 4(d)) benchmarks have a second edge set  $\mathcal{E}_1^2$  for the nearby colliding vertices. We use  $\{p, q\}$ , stacked vectors of  $\{p_i, q_i\}$  of all nodes  $i \in \mathcal{V}_1$ , to denote the input and output nodal fields, respectively. Given an input field  $p^j$  at a previous time  $t_j$ , one pass of our BSMS-GNN returns the output field  $q^{j+1}$  at time  $t_{j+1} = t_j + \Delta t$ , where  $\Delta t$  is the fixed time step size. The output  $q$  can contain more physical fields than the input  $p$  and must be able to derive the input for the next pass. The rollout refers to iteratively conducting BSMS-GNN from the initial state  $p^0 \rightarrow q^1 \rightarrow p^1 \rightarrow \dots \rightarrow q^n$  and producing the temporal sequence output  $\{q^1, q^2, \dots, q^n\}$  within the time range of  $(t_0, t_0 + n\Delta t]$ , where  $n$  is the total number of evaluations.

**Message Passing** In general, we follow the *encode-process-decode* fashion in GraphMeshNets, where encoding and decoding only appear at the beginning and the end of the finest level  $\mathcal{G}_1$ , mapping the nodal input  $p$  and output  $q$  to/from the latent feature  $v$ , respectively (see Table A.1 for the domain-specific information). As for the process part, unlike GraphMeshNets where multiple message passings (MPs) are needed, we observe that a single MP at each level is sufficient for all experiments. Therefore, it becomes unnecessary to keep updating the latent edge information across multiple MPs. To include the directional information of an edge  $(x_i, x_j)$ , we simply prepend its positional offset  $\Delta x_{ij} = x_i - x_j$  to the stacked sender/receiver latent as input to calculate the



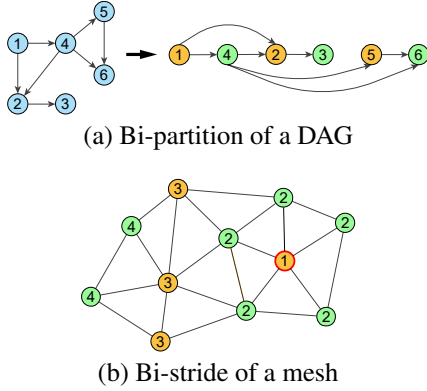
information flow. For a problem involving  $S$  edge sets, an MP pass at level  $l$  is formulated as:

$$\begin{aligned} e_{l,ij}^s &\leftarrow f_l^s(\Delta x_{l,ij}, v_{l,i}, v_{l,j}), \quad \forall s \in [1, S], \\ v'_{l,i} &\leftarrow v_{l,i} + f_l^V\left(v_{l,i}, \sum_j e_{l,ij}^1, \dots, \sum_j e_{l,ij}^S\right), \end{aligned} \quad (1)$$

where  $f$  is a MLP function,  $e$  is the latent information flow through an edge, and  $v$  is the latent node feature. Please refer to Sec. A.2 for the detailed architecture of the model.

**Cross-Level Transition** We handle information transition between two adjacent levels with *down-sampling* and *upsampling* modules. Here we define downsampling as the sequence of pooling (selecting pivot nodes) and then aggregating the information from the neighbors to the coarser level, and we define upsampling as the sequence of unpooling and then returning the information of the pivot nodes to their neighbors at the finer level. Please refer to Sec. 3.3 for details.

### 3.2 BI-STRIDE POOLING AND ADJACENCY ENHANCEMENT



As aforementioned, two challenges of building a multi-level GNN for learning physical simulation, especially on wild geometries, are 1) not introducing partitions that break the connectivity, and 2) not introducing wrong edges by spatial proximity. We tackle these challenges by improving the pooling phase. Specifically, is there a pooling strategy that is consistently 2<sup>nd</sup>-order connection conservative (2-CC) for any input graph so that an efficient 2<sup>nd</sup>-order enhancement is sufficient to conserve the connectivity? We draw the initial inspiration from the bi-partition determination algorithm (Asratian et al., 1998) in a directed acyclic graph (DAG). As show in the inset figure (a), after topological sorting, pooling on every other depth (yellow and green) generates a bi-partition.

To resemble the bi-partition determination on a mesh,

which is not bi-partite due to cycles, we can conduct a breadth-first search (BFS) to compute the geodesic distances from an initial seed to all other nodes, and then stride and pool all nodes at every other BFS frontiers (bi-stride). A bi-stride example is shown in the inset figure (b), where the number in each vertex represents the distance to the seed (node 1 in red circle) by BFS. This pooling is 2-CC by construction and conserves direct connections between pivots and non-pivots. As a result, we avoid building edges by spatial proximity or handling the cumbersome corner cases such as cross-boundary connections.

**Seeding Heuristics** We claim that there should exist some freedom as long as the seeding is balanced to a certain degree. The time complexity for searching seeds is tolerable because of the one-pass preprocess. For training datasets, we choose two deterministic seeding heuristics: 1) closest to the center of a cluster (CloseCenter) for INFLATINGFONT, and 2) the minimum average distance (MinAve) for all other cases, and we preprocess the multi-level building in one pass. One can consider the cheaper heuristic CloseCenter during the online inferring phase if an unseen geometry is encountered. The details of the algorithms can be found in Sec.A.5.

**Auxiliary Edges** For multi-physics problems, such as DEFORMINGPLATE (Fig. 4(c)) and INFLATINGFONT (Fig. 4(d)), the auxiliary edges (such as contact edges) should be built dynamically by spatial proximity to exchange the interfacial information between different systems. The enhancement of these edges should be handled properly for multi-layered GNN, which, to the best of our knowledge, has not been addressed yet. At level  $l$ , given two adjacent matrices  $\mathbf{A}_l$  and  $\mathbf{A}_l^C$  for the mesh edges from the input graph  $\mathcal{G}_l^1$  and the inter-cluster edges, respectively, we apply the enhancement followed by per-cluster bi-stride pooling for  $\mathbf{A}_l$  with selected node indices  $\mathcal{I}$ :

$$\begin{aligned} \mathbf{A}'_{l+1} &\leftarrow \mathbf{A}_l \mathbf{A}_l, \quad \mathbf{A}_{l+1} \leftarrow \mathbf{A}'_{l+1}[\mathcal{I}, \mathcal{I}], \\ \mathbf{A}_{l+1}^C &\leftarrow \mathbf{A}_l^C \mathbf{A}_l + \mathbf{A}_l \mathbf{A}_l^C, \quad \mathbf{A}_{l+1}^C \leftarrow \mathbf{A}_{l+1}^C[\mathcal{I}, \mathcal{I}]. \end{aligned} \quad (2)$$

This enhancement can be geometrically interpreted as such: an auxiliary edge  $(i, j)$  should exist if  $j$  is reachable from  $i$  in 2 hops and one of which is an auxiliary edge at the finer level.

### 3.3 TRANSITION BETWEEN LEVELS

We propose a unified non-parameterized method to reduce the overhead of the learnable transition modules between every pair of adjacent levels.

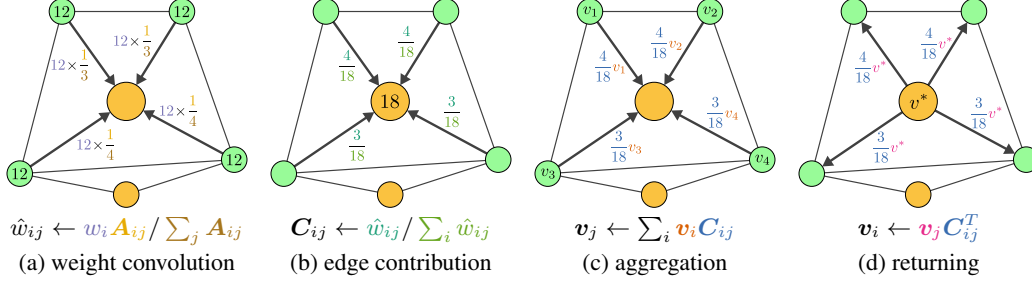


Figure 3: Schematic plot of the transition steps between adjacent levels.

**Downsampling** We treat the latent information as a conserved variable and project it to the pivot nodes. We define  $A$  as the unweighted adjacency matrix where its row and column indices represent the sender and the receiver, respectively. We further represent the nodal mass or importance as a nodal weight field  $w$ , which is initialized on the finest level to ones for near-uniform meshes or the volume/mass field for highly irregular meshes. With the receiver vertex  $j$  and its sender vertices  $i$ , the formal procedure is formulated as (Fig. 3):

- Normalize by row as in a standard graph convolution  $\hat{A}_{ij} \leftarrow A_{ij} / \sum_j A_{ij}$ , and then convolve the weight once  $\hat{w}_{ij} \leftarrow w_i \hat{A}_{ij}$  (Fig. 3(a));
- Calculate edge weights  $C_{ij} \leftarrow \hat{w}_{ij} / \sum_i \hat{w}_{ij}$ , where  $C$  can be viewed as a contribution table with  $C_{ij}$  as the share of weights in the receiver  $j$  contributed by the sender  $i$  (Fig. 3(b));
- Convolve the latent information by the contribution table  $v_j \leftarrow \sum_i v_i C_{ij}$ , which is equivalent to equally splitting and sending the weighted information to neighbors, and then obtaining the weighted average (Fig. 3(c)).

**Upsampling** After unpooling, all the nodes except the pivots have zero information. A returning process, resembling the transposed convolution in CNNs, can help distinguish the receivers. With the contribution table  $C$  recording the edge weights, a natural choice is  $v_i \leftarrow v_j C_{ij}^T$  (Fig. 3(d)).

## 4 EXPERIMENTS

### 4.1 EXPERIMENT SETUP

**Benchmarks** We adopt three representative public datasets from GraphMeshNets (Pfaff et al., 2020): 1) CYLINDERFLOW: incompressible fluid around a cylinder where the mass conservation has to be enforced globally, 2) AIRFOIL: compressible flow around an airfoil where an auxiliary prediction, the pressure, is included, and 3) DEFORMINGPLATE: deforming an elastic plate with an actuator where simple contact is included. In addition, to illustrate the ease of extending our method to multiset problems, we further create a new dataset, INFLATINGFONT, featuring the inflation of enclosed elastic surfaces with massive self-contacts (Fang et al., 2021).

It is worth noting that, although the cloth benchmarks with *dynamic remeshing* from GraphMeshNets are not included in this work, we are confident that BSMS-GNN generalizes well to these datasets. The key of remeshing is to predict an auxiliary scalar field: the sizing factor for the standalone, non-parametric, downstream remeshing algorithm. BSMS-GNN proves its ability in predicting auxiliary fields in benchmarks like AIRFOIL and hence faces no challenges in principle.

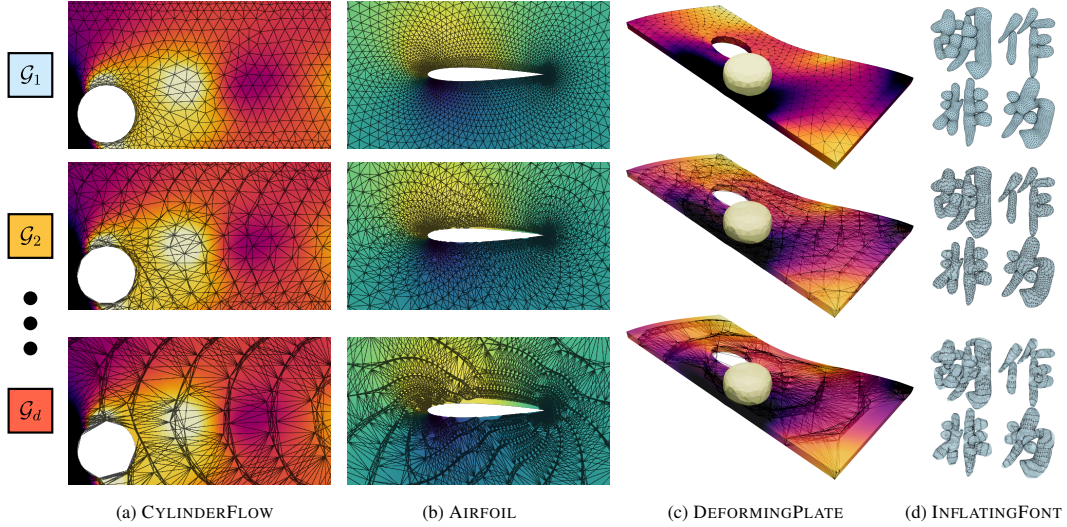


Figure 4: **Example plots of the multi-level graphs produced by our bi-stride pooling.** Our dataset contains both Eulerian and Lagrangian systems. Many meshes are highly irregular and contain massive self-contact, which poses strong challenges for building the coarser level connection by spatial proximity. The bi-stride strategy only relies on topological information and proves to be robust and reliable on arbitrary kinds of geometry.

**Baselines** On all datasets, we compare computational complexity, training/inference time, and memory footprint of BSMS-GNN to two baselines: 1) GRAPHMESHNETS: the single-level GNN architecture of GraphMeshNets, and 2) MS-GNN-GRID (Lino et al., 2021; 2022a;b) a typical work representing the latest approach that builds the hierarchy with the spatial proximity.

**Implementation** We implement our BSMS-GNN framework with PyTorch (Paszke et al., 2019) and PyG (PyTorch Geometric) (Fey & Lenssen, 2019). We train the entire model by supervising the single-step  $L_2$  loss between the ground truth and the nodal field output of the decoding module. For more detailed information, such as the statistics of the mesh, the number of layers, the multi-edge sets, and the hyperparameters of the MLP network  $f$ , please refer to Sec. A.1 and A.2. Our datasets and code is publicly available at <https://github.com/Eydcao/BSMS-GNN>.

**MISCs** We also conduct the ablation study for the specific choice of our transition method in Sec. A.3, and include the scaling test on INFLATINGFONT in Sec. A.4.

## 4.2 RESULTS AND DISCUSSIONS

We evaluate BSMS-GNN on all described benchmarks and compare it with the baselines (Sec. 4.1). In general, our method builds multi-level graphs without the loss of connectivity; it is free from spatial proximity and therefore avoids wrong edges across the boundary for complex geometries (the generated multi-level graphs of each example are plotted in Fig. 4), leading to high-quality rollouts on all tasks. Compared to all baselines, our method shows dominant advantages in significantly less memory footprint and training time to reach the desired accuracy, as discussed below.

**Training and Inference Speed** We first evaluate the training computational complexity of the model with unit training time per epoch (Fig. 5(a)). Compared to GRAPHMESHNETS, BSMS-GNN only takes 51% and 31%  $\sim$  39% of the training time for Eulerian systems (CYLINDERFLOW and AIRFOIL) and for Lagrangian systems with contacts (DEFORMINGPLATE and INFLATINGFONT), respectively. The main source of the speedup is the reduction of total MP times. In GRAPHMESHNETS, 15 MP passes are conducted on the finest level of the mesh. While in our method,  $2 \times$  levels MPs are conducted, and only 3 of them happen on the finest level. As for MS-GNN-GRID, while they share the similar advantage of performing MP on smaller subsets at coarser levels, multiple MPs are still required at each level; plus, they have the overhead of learnable aggregation/returning

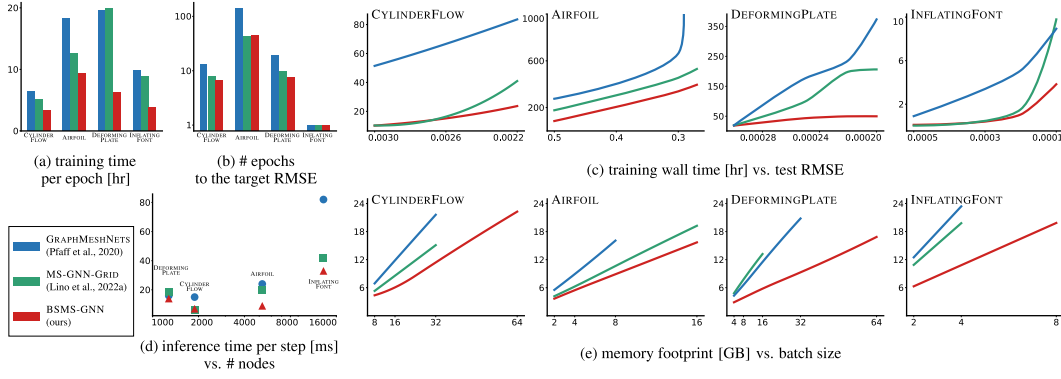


Figure 5: **Performance measurements and comparisons** between our method, Lino et al. (2022a), and Pfaff et al. (2020). All measurements are conducted using a single Nvidia RTX 3090. **(a) Training time per epoch**, BSMS-GNN only takes 51% and 31%  $\sim$  39% of the training time for Eulerian systems (CYLINDERFLOW and AIRFOIL) and Lagrangian systems (DEFORMINGPLATE and INFLATINGFONT), respectively. **(b) Training epochs**, BSMS-GNN requires only 30%  $\sim$  53% epochs compared to GRAPHMESHNETS in all cases except INFLATINGFONT. **(c) Training wall time**, BSMS-GNN takes 13%  $\sim$  43% wall time compared to GRAPHMESHNETS, and 24%  $\sim$  74% compared to MS-GNN-GRID. **(d) Inference time**, BSMS-GNN boost the inference performance gradually up to  $2.8\times$  compared to GRAPHMESHNETS ( $> 5K$  mesh nodes). **(e) Memory footprint**, BSMS-GNN consistently reduces memory consumption by approximately half in all cases compared to GRAPHMESHNETS, and consumes 17%  $\sim$  57% less memory than MS-GNN-GRID.

modules. When applied to Eulerian systems, their unit training time lies between our method and GRAPHMESHNETS. For Lagrangian systems with contacts, the contact edge sets bring in additional overhead and degrade the unit training time to the same level as GRAPHMESHNETS.

We also evaluate the overall training efficiency of the model (Fig. 5(b)), contributed by the multi-level structure and the long-range interaction of BSMS-GNN. We set the desired test accuracy (RSME) for each case according to their lower bounds reported in (Pfaff et al., 2020) and measure the total epochs and wall time required to achieve the goal. In all cases except INFLATINGFONT (where a single epoch is enough to converge), BSMS-GNN and MS-GNN-GRID take 30%  $\sim$  53% number of epochs compared to GRAPHMESHNETS as both adopt the multi-level structure. Still, BSMS-GNN is more efficient on unit training time than MS-GNN-GRID, leading to more wall time reduction. Overall, we measure that BSMS-GNN takes 13%  $\sim$  43% wall time compared to GRAPHMESHNETS, and 24%  $\sim$  74% compared to MS-GNN-GRID (Fig. 5(c)).

Regarding inference speed, we measure the inference time of all cases and plot against the number of mesh nodes (Fig. 5(d)). For cases with smaller mesh size ( $\sim 1K$ ), the inference time is similar among different methods. With the growing size of mesh ( $5K \sim 15K$ ), BSMS-GNN boost the inference time gradually up to  $2.8\times$  compared to GRAPHMESHNETS.

**Memory Footprint** We also measure the memory footprint of all three methods under varying batch sizes (Fig. 5(e)). Compared to GRAPHMESHNETS, BSMS-GNN consistently reduces memory consumption by approximately half in all cases. As for MS-GNN-GRID, we observe a similar phenomenon as the unit training time: their advantage only stands for the Eulerian systems. For the Lagrangian systems with additional contact edge sets, they consume similar or even higher memory than GRAPHMESHNETS. Overall, our method consumes 17%  $\sim$  57% less memory than MS-GNN-GRID.

**Failure Cases for MS-GNN-GRID** To illustrate the adversarial impact of wrong edges built by spatial proximity, we design a simple 1-D steady-state heat transfer on sticks (Figure. 6 left). The training set contains two mirrored instances, where one end of the stick is fixed at a specific temperature, and the other has the fixed heat flux. The result of such a configuration is the linear temperature distribution. In the test set, we simply align two sticks in a head-to-tail fashion but leave some space between them so no heat diffuses across the boundary. We choose MS-GNN-GRID as an example

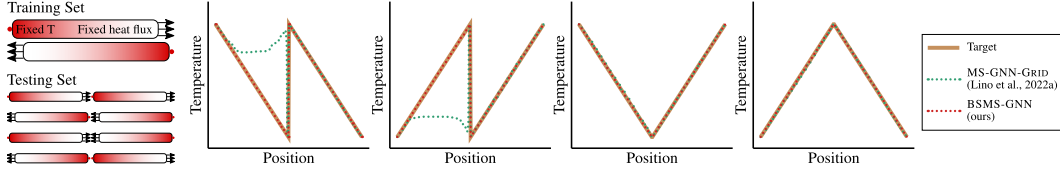


Figure 6: **Failure cases for MS-GNN-GRID.** Left: the configuration of the simplest failure case for multi-level GNNs by spatial proximity: the steady-state 1-D heat transfer. Right, leading two columns: These two tests show that even if trained to converge, the erroneous edge across the boundary can result in the wrong inference. Right, last two columns: The erroneous edge coincidentally does not affect the results due to the symmetric solution about the center and that no heat will diffuse between two nodes with the same temperature.

of those utilizing spatial proximity. The training for BSMS-GNN and MS-GNN-GRID can converge quickly under a few hundred iterations. However, in the test phase, the erroneous connection by proximity transfers the information between two isolated sticks and can yield wrong results (Figure. 6 right, leading two columns). We also note that although preprocessing (separately inferring for two sticks) can help resolve the issue in this simple example, it is not doable for a single but wild geometry. The simplest counter example is the fluid dynamics in a U-shaped channel where the two ends of the channel are close spatially but far away topologically.

## 5 CONCLUSION, LIMITATIONS, AND FUTURE WORK

Bi-Stride Multi-Scale GNN features a simple and robust pooling strategy that systematically generates an arbitrary-depth, multi-level graph neural network given geometry in the wild as the sole input. It does not rely on mesh generators or projecting to regular grids. Bi-Stride guarantees direct connections between the pivot and non-pivot nodes, while free from any redundant connections by spatial proximity. This further helps replace the MLPs for the transition between adjacent levels with a unified non-parametrized transition scheme. BSMS-GNN eliminates the necessity of multiple times of MessagePassing for the latent edge embedding. Combined, it significantly reducing computational costs. With moderate tailoring, BSMS-GNN can be easily extended to multi-edge-set problems involving different dynamical behaviors.

In summary, we believe that the non-parameterized Bi-Stride strategy will conceptually complete the methodology path created by GraphMeshNets, just like what striding and up-sampling by interpolation are for CNN. Following our non-parametrized strategy, there are interesting ideas to explore. For example, although any general multi-level GNN can reduce the time complexity to linear, it still need to load the whole graph initially. Combining the multi-level GNN and batch training is crucial for huge-scale graphs. Second, as stated in Li et al. (2020b), the transition from fine to coarse levels is equivalent to the transition from sparse, high-rank kernels to dense, low-rank kernels. Although the dense or fully connected graphs only appear near the bottom layers with minimum nodes in practice, there is no theoretical guarantees. Whether strategies like edge pruning is needed to avoid dense graphs at coarser levels becomes an interesting question. In addition, since all the nodal features will be smoothed without the skip-layers, how to migrate our strategy to GAE+Transformer (Han et al., 2022) is also a meaningful direction.



---

## REFERENCES

- Armen S Asratian, Tristan MJ Denley, and Roland Häggkvist. *Bipartite graphs and their applications*, volume 131. Cambridge university press, 1998.
- Peter Battaglia, Razvan Pascanu, Matthew Lai, Danilo Jimenez Rezende, et al. Interaction networks for learning about objects, relations and physics. *Advances in neural information processing systems*, 29, 2016.
- Peter W Battaglia, Jessica B Hamrick, Victor Bapst, Alvaro Sanchez-Gonzalez, Vinicius Zambaldi, Mateusz Malinowski, Andrea Tacchetti, David Raposo, Adam Santoro, Ryan Faulkner, et al. Relational inductive biases, deep learning, and graph networks. *arXiv preprint arXiv:1806.01261*, 2018.
- Filipe De Avila Belbute-Peres, Thomas Economou, and Zico Kolter. Combining differentiable pde solvers and graph neural networks for fluid flow prediction. In *international conference on machine learning*, pp. 2402–2411. PMLR, 2020.
- Robert Bridson. *Fluid simulation for computer graphics*. AK Peters/CRC Press, 2015.
- Yadi Cao, Yunuo Chen, Minchen Li, Yin Yang, Xinxin Zhang, Mridul Aanjaneya, and Chenfanfu Jiang. An efficient b-spline lagrangian/eulerian method for compressible flow, shock waves, and fracturing solids. *ACM Transactions on Graphics (TOG)*, 41(5):1–13, 2022.
- Michael B Chang, Tomer Ullman, Antonio Torralba, and Joshua B Tenenbaum. A compositional object-based approach to learning physical dynamics. *arXiv preprint arXiv:1612.00341*, 2016.
- Deli Chen, Yankai Lin, Wei Li, Peng Li, Jie Zhou, and Xu Sun. Measuring and relieving the over-smoothing problem for graph neural networks from the topological view. In *Proceedings of the AAAI Conference on Artificial Intelligence*, volume 34, pp. 3438–3445, 2020.
- Yu Fang, Minchen Li, Chenfanfu Jiang, and Danny M Kaufman. Guaranteed globally injective 3d deformation processing. *ACM Trans. Graph.*, 40(4):75–1, 2021.
- Matthias Fey and Jan E. Lenssen. Fast graph representation learning with PyTorch Geometric. In *ICLR Workshop on Representation Learning on Graphs and Manifolds*, 2019.
- Meire Fortunato, Tobias Pfaff, Peter Wirsberger, Alexander Pritzel, and Peter Battaglia. Multiscale meshgraphnets. In *ICML 2022 2nd AI for Science Workshop*, 2022.
- Stathi Fotiadis, Eduardo Pignatelli, Mario Lino Valencia, Chris Cantwell, Amos Storkey, and Anil A Bharath. Comparing recurrent and convolutional neural networks for predicting wave propagation. *arXiv preprint arXiv:2002.08981*, 2020.
- Kunihiko Fukushima and Sei Miyake. Neocognitron: A self-organizing neural network model for a mechanism of visual pattern recognition. In *Competition and cooperation in neural nets*, pp. 267–285. Springer, 1982.
- Han Gao, Luning Sun, and Jian-Xun Wang. Phygeonet: Physics-informed geometry-adaptive convolutional neural networks for solving parameterized steady-state pdes on irregular domain. *Journal of Computational Physics*, 428:110079, 2021.
- Han Gao, Matthew J Zahr, and Jian-Xun Wang. Physics-informed graph neural galerkin networks: A unified framework for solving pde-governed forward and inverse problems. *Computer Methods in Applied Mechanics and Engineering*, 390:114502, 2022.
- Hongyang Gao and Shuiwang Ji. Graph u-nets. In *international conference on machine learning*, pp. 2083–2092. PMLR, 2019.
- Xiaoxiao Guo, Wei Li, and Francesco Iorio. Convolutional neural networks for steady flow approximation. In *Proceedings of the 22nd ACM SIGKDD international conference on knowledge discovery and data mining*, pp. 481–490, 2016.
- Xu Han, Han Gao, Tobias Pfaff, Jian-Xun Wang, and Li-Ping Liu. Predicting physics in mesh-reduced space with temporal attention. *arXiv preprint arXiv:2201.09113*, 2022.

- 
- Lukas Harsch and Stefan Riedelbauch. Direct prediction of steady-state flow fields in meshed domain with graph networks. *arXiv preprint arXiv:2105.02575*, 2021.
- Chenfanfu Jiang, Craig Schroeder, Joseph Teran, Alexey Stomakhin, and Andrew Selle. The material point method for simulating continuum materials. In *ACM SIGGRAPH 2016 Courses*, pp. 1–52. 2016.
- George Em Karniadakis, Ioannis G Kevrekidis, Lu Lu, Paris Perdikaris, Sifan Wang, and Liu Yang. Physics-informed machine learning. *Nature Reviews Physics*, 3(6):422–440, 2021.
- Byungsoo Kim, Vinicius C Azevedo, Nils Thuerey, Theodore Kim, Markus Gross, and Barbara Solenthaler. Deep fluids: A generative network for parameterized fluid simulations. In *Computer graphics forum*, volume 38, pp. 59–70. Wiley Online Library, 2019.
- Minchen Li, Zachary Ferguson, Teseo Schneider, Timothy R Langlois, Denis Zorin, Daniele Panozzo, Chenfanfu Jiang, and Danny M Kaufman. Incremental potential contact: intersection- and inversion-free, large-deformation dynamics. *ACM Trans. Graph.*, 39(4):49, 2020a.
- Zongyi Li, Nikola Kovachki, Kamyar Azizzadenesheli, Burigede Liu, Andrew Stuart, Kaushik Bhattacharya, and Anima Anandkumar. Multipole graph neural operator for parametric partial differential equations. *Advances in Neural Information Processing Systems*, 33:6755–6766, 2020b.
- Zongyi Li, Daniel Zhengyu Huang, Burigede Liu, and Anima Anandkumar. Fourier neural operator with learned deformations for pdes on general geometries. *arXiv preprint arXiv:2207.05209*, 2022.
- Mario Lino, Chris Cantwell, Anil A Bharath, and Stathi Fotiadis. Simulating continuum mechanics with multi-scale graph neural networks. *arXiv preprint arXiv:2106.04900*, 2021.
- Mario Lino, Stathi Fotiadis, Anil A Bharath, and Chris Cantwell. Towards fast simulation of environmental fluid mechanics with multi-scale graph neural networks. *arXiv preprint arXiv:2205.02637*, 2022a.
- Mario Lino, Stathi Fotiadis, Anil A Bharath, and Chris D Cantwell. Multi-scale rotation-equivariant graph neural networks for unsteady eulerian fluid dynamics. *Physics of Fluids*, 34(8):087110, 2022b.
- Wenzhuo Liu, Mouadh Yagoubi, and Marc Schoenauer. Multi-resolution graph neural networks for pde approximation. In *International Conference on Artificial Neural Networks*, pp. 151–163. Springer, 2021.
- Diego Mesquita, Amauri Souza, and Samuel Kaski. Rethinking pooling in graph neural networks. *Advances in Neural Information Processing Systems*, 33:2220–2231, 2020.
- Damian Mrowca, Chengxu Zhuang, Elias Wang, Nick Haber, Li F Fei-Fei, Josh Tenenbaum, and Daniel L Yamins. Flexible neural representation for physics prediction. *Advances in neural information processing systems*, 31, 2018.
- Octavi Obiols-Sales, Abhinav Vishnu, Nicholas Malaya, and Aparna Chandramowlishwaran. Cfd-net: A deep learning-based accelerator for fluid simulations. In *Proceedings of the 34th ACM international conference on supercomputing*, pp. 1–12, 2020.
- Adam Paszke, Sam Gross, Francisco Massa, Adam Lerer, James Bradbury, Gregory Chanan, Trevor Killeen, Zeming Lin, Natalia Gimelshein, Luca Antiga, Alban Desmaison, Andreas Kopf, Edward Yang, Zachary DeVito, Martin Raison, Alykhan Tejani, Sasank Chilamkurthy, Benoit Steiner, Lu Fang, Junjie Bai, and Soumith Chintala. Pytorch: An imperative style, high-performance deep learning library. In *Advances in Neural Information Processing Systems 32*, pp. 8024–8035. Curran Associates, Inc., 2019.
- Tobias Pfaff, Meire Fortunato, Alvaro Sanchez-Gonzalez, and Peter W Battaglia. Learning mesh-based simulation with graph networks. *arXiv preprint arXiv:2010.03409*, 2020.



- 
- Maziar Raissi, Paris Perdikaris, and George E Karniadakis. Physics-informed neural networks: A deep learning framework for solving forward and inverse problems involving nonlinear partial differential equations. *Journal of Computational physics*, 378:686–707, 2019.
- Alvaro Sanchez-Gonzalez, Nicolas Heess, Jost Tobias Springenberg, Josh Merel, Martin Riedmiller, Raia Hadsell, and Peter Battaglia. Graph networks as learnable physics engines for inference and control. In *International Conference on Machine Learning*, pp. 4470–4479. PMLR, 2018.
- Alvaro Sanchez-Gonzalez, Jonathan Godwin, Tobias Pfaff, Rex Ying, Jure Leskovec, and Peter Battaglia. Learning to simulate complex physics with graph networks. In *International Conference on Machine Learning*, pp. 8459–8468. PMLR, 2020.
- Luning Sun, Han Gao, Shaowu Pan, and Jian-Xun Wang. Surrogate modeling for fluid flows based on physics-constrained deep learning without simulation data. *Computer Methods in Applied Mechanics and Engineering*, 361:112732, 2020.
- Jonathan Tompson, Kristofer Schlachter, Pablo Sprechmann, and Ken Perlin. Accelerating eulerian fluid simulation with convolutional networks. In *International Conference on Machine Learning*, pp. 3424–3433. PMLR, 2017.
- Zonghan Wu, Shirui Pan, Fengwen Chen, Guodong Long, Chengqi Zhang, and S Yu Philip. A comprehensive survey on graph neural networks. *IEEE transactions on neural networks and learning systems*, 32(1):4–24, 2020.
- Zhen Zhang, Jiajun Bu, Martin Ester, Jianfeng Zhang, Chengwei Yao, Zhi Yu, and Can Wang. Hierarchical graph pooling with structure learning. *arXiv preprint arXiv:1911.05954*, 2019.

## A APPENDIX

### A.1 DATASET DETAILS

We adopt three existing test cases: Cylinder (Flow), Airfoil, and (Deforming) Plate from GRAPHMESHNETS. The Cylinder includes the transient incompressible flow field around a fixed cylinder at varying locations. The Airfoil includes the transient compressible flow field at varying Mach numbers around the airfoil with varying angles of attack (AOA). The Plate includes hyperelastic plates squeezed by moving obstacles. In addition to these three cases, our Font(INFLATINGFONT) case involves the quasi-static inflation of enclosed elastic surfaces (3D surface mesh) possibly with self-contact. We create the INFLATINGFONTcases using the open-source simulator (Fang et al., 2021), with the same material properties and inflation speed. The input geometries for INFLATINGFONTare 1,400  $2 \times 2$ -character matrices in Chinese. All the datasets are split into 1000 training, 200 validation, and 200 testing instances. In the following table, the second entries with superscript\* in the average edge number column are for the contact edges:

Case	Ave # nodes	Ave # edges	Mesh type	Seed method	# Levels	# Steps
Cylinder	1886	5424	triangle, 2D	MinAve	7	600
Airfoil	5233	15449	triangle, 2D	MinAve	9	600
Plate	1271	4611, 94*	tetrahedron, 3D	MinAve	6	400
Font	13177	39481, 6716*	triangle, 3D	CloseCenter	6	100

Below we list the model configurations: 1) the offset inputs to prepend before the material edge processor  $e_{ij}^M$ , and  $e_{ij}^W$ , and 2) nodes  $p_i$ , as well as the nodal outputs  $q_i$  from the decoder for each experiment cases, where  $\mathbf{X}$  and  $\mathbf{x}$  stand for the material-space and world-space positions,  $\mathbf{v}$  is the velocity,  $\rho$  is the density,  $P$  is the absolute pressure, and the dot  $\dot{a} = a_{t+1} - a_t$  stands for temporal change for a variable  $a$ . All the variables involved are normalized to zero-mean and unit variance via pre-processing.

Case	Type	Offset inputs $e_{ij}^M$	Offset inputs $e_{ij}^W$	Inputs $p_i$	Outputs $q_i$
Cylinder	Eulerian	$\mathbf{X}_{ij},  \mathbf{X}_{ij} $	NA	$\mathbf{v}_i, n_i$	$\dot{\mathbf{v}}_i$
Airfoil	Eulerian	$\mathbf{X}_{ij},  \mathbf{X}_{ij} $	NA	$\rho_i, \mathbf{v}_i, n_i$	$\dot{\mathbf{v}}_i, \dot{\rho}_i, P_i$
Plate	Lagrangian	$\mathbf{X}_{ij},  \mathbf{X}_{ij} , \mathbf{x}_{ij},  \mathbf{x}_{ij} $	$\mathbf{x}_{ij},  \mathbf{x}_{ij} $	$\dot{\mathbf{x}}_i, n_i$	$\dot{\mathbf{x}}_i$
Font	Lagrangian	$\mathbf{X}_{ij},  \mathbf{X}_{ij} , \mathbf{x}_{ij},  \mathbf{x}_{ij} $	$\mathbf{x}_{ij},  \mathbf{x}_{ij} $	$n_i$	$\dot{\mathbf{x}}_i$

As for time integration, Cylinder, Airfoil, and Plate inherited the first-order integration from GRAPHMESHNETS. For INFLATINGFONT, the first-order quasi-static integration (Fang et al., 2021) is used in the solver. Hence, we also adopt the first-order integration for INFLATINGFONT.

### A.2 ADDITIONAL MODEL DETAILS

#### A.2.1 BASIC MODULES AND ARCHITECTURES

The MLPs for the nodal encoder, the processor, and the nodal decoder are ReLU-activated two-hidden-layer MLPs with the hidden-layer and output size at 128, except for the nodal decoder whose output size matches the prediction  $q$ . All MLPs have a residual connection. A LayerNorm normalizes all MLP outputs except for the nodal decoder.

#### A.2.2 BASELINE: GRAPHMESHNETS

Our GRAPHMESHNETSimplementation uses the same MLPs as above but with an additional module: the edge encoder. Also, the edge latent is updated and carried over throughout the end of multiple MPs. We use 15 times MP for all cases to keep it consistent with GRAPHMESHNETS.

#### A.2.3 BASELINE: MS-GNN-GRID

Our re-implementation of MS-GNN-GRIDuses the same MLPs as above but with four additional modules: the edge encoder at the finest level, the aggregation modules for nodes and edges at every

level for the transitions, and the returning modules for nodes at every level. This method also requires assigning the regular grid nodes for each level. We assign these grid nodes by defining an initial grid resolution and an inflation rate between levels. As for the MP times at each level, we follow Lino et al. (2022a) to use four at the top and bottom levels and two for the others.

Case	# Levels	Initial grid dx	dx inflation	Level-wise # MPs
Cylinder	4	[5e-2, 5e-2]	2	[4, 2, 2, 4]
Airfoil	4	[4.5, 4.5]	2	[4, 2, 2, 4]
Plate	4	[4e-3, 4e-3, 4e-3]	2	[4, 2, 2, 4]
Font	4	[1.5e-2, 1.5e-2, 1e-3]	2	[4, 2, 2, 4]

#### A.2.4 NOISE AND BATCH NUMBER

For all three methods, we enhance the datasets by shuffling noisy inputs into them so the model can resist the noise produced by single-step predictions. Each method’s batch number has been tuned to achieve a good convergence rate under smaller subsets. Also, we keep the RAM consumption under the limit of a single NVIDIA RTX 3090 (24GBs).

Case	Batch size			Noise scale
	Ours	Pfaff et al. (2020)	Lino et al. (2022a)	
Cylinder	32	16	16	velocity: 2e-2
Airfoil	8	4	8	velocity: 2e-2, density: 1e1
Plate	8	2	2	pos: 3e-3
Font	2	1	1	pos: [5e-3, 5e-3, 3.33e-4]

#### A.3 ABLATION STUDY

While exploring the non-parametric transition solutions, we started with no transition because our method is adopted directly from GUN (Gao & Ji, 2019). The no-transition strategy produces low enough 1-step RMSE and visually correct rollouts for INFLATINGFONT. However, in the global rollouts of CYLINDERFLOW and AIRFOIL cases, we observed stripe patterns (Figure. 7 (c), column **None**) where the stripes are aligned with the edges at the coarser levels (Figure. 7 (d)). We suspect that this error results from the fact that the unpooled nodes all have zero information before MP, making them indistinguishable for the processor modules and exaggerating the difference between pooled and unpooled nodes over rollouts.

The no-transition strategy resembles no interpolation during the super-resolution phase of CNN+UNet. Naturally, we then tried a single step of graph convolution (without activation) to resemble the interpolation in regular grids. However, this turns out to over-smooth the features (Figure. 7 (e), column **Graph Conv**), and the information propagation was smeared out except for the area near the generator (in this case, near the cylinder).

We believe the over-smoothing issue arises from the ignorance of the irregularity of the mesh. Unlike CNN, where the fine nodes regularly lie at the center of coarser grids, irregular meshes have varying topology and element sizes. The element sizes are almost always smaller near the interface for higher precision in simulations; hence an unweighted graph convolution can smear the finer information near the cylinder and their adjacent neighbors during returning. The natural choice to account for the irregularity is to include reasonable nodal weights (such as the size). In the end, we arrive at the solution proposed in Sec. 3.3 by utilizing the nodal weights during aggregation and recording the shares of contribution for later returning. Our transition method works consistently for all experiment cases and produces the lowest RMSE for global rollouts (Figure. 7 (b)).

#### A.4 SCALING ANALYSIS

We train and evaluate three different methods on INFLATINGFONT with varying resolutions (5K, 15K, 30K, and 45K) for the scaling analysis.

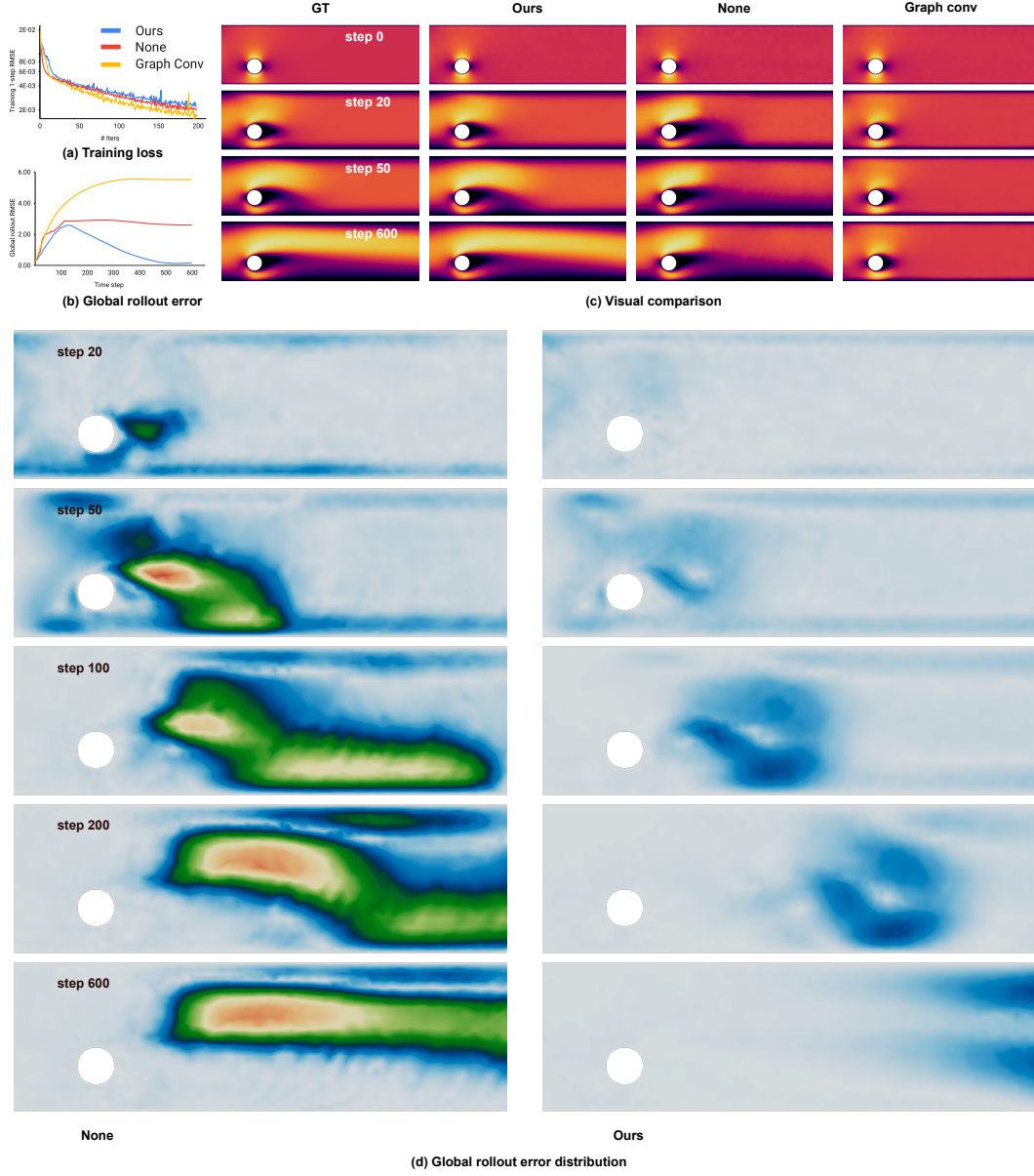


Figure 7: (a) All three transition methods can reach the target training RMSE given 200 iterations. (b) However, our weighted graph aggregation+returning has the strongest resistance to the noise during the rollout. (c) The visual comparisons show that no transition produces mosaic-like patterns, while the graph convolution transition smeared out the information and ceased propagating downstream. (d) The global rollout error distribution of no transition (**Left**) shows the edge of the mosaic patterns look similar to the simulation mesh; The error of our transition (**Right**) travels with the generated vortices downstream and leaves the domain after step 200, which explains the RMSE drop in (b).

**Adjustments for datasets and models** We generate the downscale and the upscale version of INFLATINGFONT with different average node numbers for the initial geometry, then use the same settings to simulate the sequence. As reported in Fortunato et al. (2022), the low-resolution model suffers from converging to very small RMSE; hence we loosen the termination criteria by enlarging the target RMSE relative to the average edge length to prevent convergence failures. Similarly, the noise injection is also adjusted to be relative to the average edge length. Moreover, with a smaller number of nodes, the number of levels required to achieve the same bottom resolution also reduces.

We make the corresponding adjustments to the levels of our model  $d_1$  and that of the MS-GNN-GRID $d_2$ . The adjustments are plotted below.

# Nodes	$d_1$	$d_2$	Initial grid dx	Target RMSE	Noise in pos
5k	4	2	[6e-2 6e-2 4e-3]	1.73e-4	[8.5e-3, 8.5e-3, 5.7e-4]
15k	6	4	[1.5e-2 1.5e-2 1e-3]	1e-4	[5e-3, 5e-3, 3.33e-4]
30k	7	5	[7.5e-3 7.5e-3 5e-4]	1e-4	[3.5e-3, 3.5e-3, 2.4e-4]
45k	7	5	[7.5e-3 7.5e-3 5e-4]	1e-4	[2.9e-3, 2.9e-3, 1.9e-4]

**Results** The results in Figure. 8 show that both BSMS-GNN and MS-GNN-GRID scale up well, preserving a near-linear scale-up rate, in contrast to GRAPHMESHNETS. Still, our method is lighter weighted and more efficient than MS-GNN-GRID because of the non-parametric transitions and fewer level-wise MP.

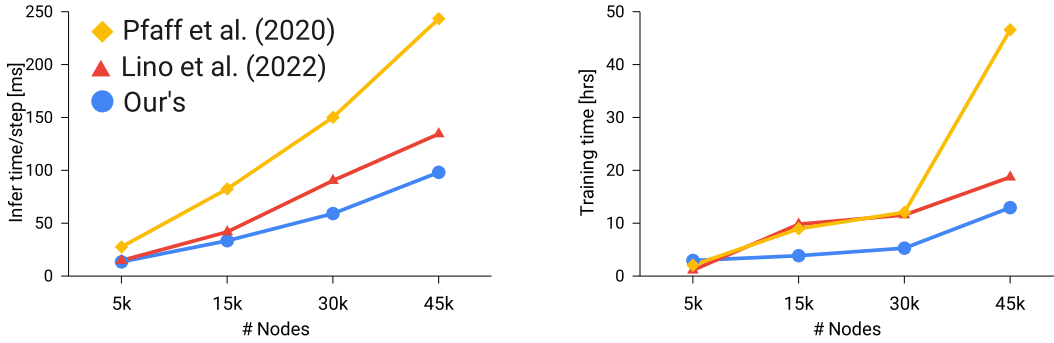


Figure 8: **Scale analysis.** With the growing size of INFLATINGFONT, BSMS-GNN shows an obvious trend of growing advantage over GRAPHMESHNETS.

#### A.5 ALGORITHMS FOR THE SEEDING HEURISTICS

Here we elaborate our two seeding heuristics for the bi-stride pooling at every levels: picking the seed that 1) is closest to the center of a cluster (CloseCenter), and 2) with the minimum average geodesic distance to its neighbors (MinAve). The complexity for MinAve is  $O(N^2)$  as we need to conduct BFS for every nodes to find the one with the minimum average distance to neighbors. In our experiments, the quadratic cost of MinAve is tolerable for all cases but INFLATINGFONT.

---

**Algorithm 1:** MinAve: seeding by minimum average geodesic distance to neighbors

---

**Input:** Unweighted, Bi-directional graph,  $G = (N, E)$

**Output:** List of seeds in each clusters  $L_s$

---

```

1  $L_c \leftarrow \text{DetermineCluster}(G)$ 
2  $L_s \leftarrow \emptyset$ 
3  $D \leftarrow \{\text{BFS}(s) \text{ for } s \in N\}$ 
4 for  $idx$  in  $L_c$  do
5    $D_c \leftarrow D[idx, idx]$ 
6    $\bar{D}_c \leftarrow \text{average}(D_c, \text{dim} = 1)$ 
7    $s \leftarrow idx[\text{argmin}(\bar{D}_c)]$ 
8    $L_s.append(s)$ 
9 return  $L_s$ 

```

---

For INFLATINGFONT, the largest mesh has around 47K nodes, and the time for pre-processing with MinAve becomes intolerable. We switch to CloseCenter with the linear complexity.

---

**Algorithm 2:** CloseCenter: seeding by minimum distance to the center of cluster

---

**Input:** Unweighted, Bi-directional graph,  $G = (N, E)$ ; Positions of the nodes,  $X$

**Output:** List of seeds in each clusters  $L_s$

```

1  $L_c \leftarrow \text{DetermineCluster}(G)$ 
2  $L_s \leftarrow \emptyset$ 
3 for  $idx$  in  $L_c$  do
4    $\bar{X} \leftarrow \text{average}(X[idx], \text{dim} = 0)$ 
5    $\Delta X \leftarrow X - \bar{X}$ 
6    $D \leftarrow \|\Delta X\|_2$ 
7    $s \leftarrow idx[\text{argmin}(D)]$ 
8    $L_s.append(s)$ 
9 return  $L_s$ 

```

---

For both heuristics, we conduct the search in a per-cluster fashion to avoid the information from other clusters that could pollute the search result. For example, when determining the center of an isolated part of the input geometry, the positions of nodes from other clusters could pollute this process. The determination of clusters given a graph is elaborated below.

---

**Algorithm 3:** DetermineCluster

---

**Input:** Unweighted, Bi-directional graph,  $G = (N, E)$

**Output:** List of clusters  $L_c$

```

/*  $R$  stands for remaining nodes that are not inside any cluster */
1  $R \leftarrow N$ 
2  $L_c \leftarrow \emptyset$ 
3 while  $R \neq \emptyset$  do
4    $s \leftarrow R.pop()$ 
5   if  $|R| = 0$  then
6      $L_c.append(\{s\})$ 
7   else
8      $D \leftarrow \text{BFS}(s)$ 
9      $C \leftarrow \emptyset$ 
10     $R^* \leftarrow \emptyset$ 
11    for  $n$  in  $R$  do
12      if  $D[n] = \infty$  then
13         $R^*.append(n)$ 
14      else
15         $C.append(n)$ 
16     $L_c.append(C)$ 
17     $R \leftarrow R^*$ 
18 return  $L_c$ 

```

---