

Article

Inserting or Stretching Points in Finite Difference Discretizations

Jherek Healy

* Correspondence: jherekhealy@protonmail.com

Abstract: Partial differential equations sometimes have critical points where the solution or some of its derivatives are discontinuous. The simplest example is a discontinuity in the initial condition. It is well known that those decrease the accuracy of finite difference methods. A common remedy is to stretch the grid, such that many more grid points are present near the critical points, and fewer where the solution is deemed smooth. An alternative solution is to insert points such that the discontinuities fall in the middle of two grid points. This paper compares the accuracy of both approaches in the context of the pricing of financial derivative contracts in the Black-Scholes model and proposes a new fast and simple stretching function.

Keywords: finite difference method, grid stretching, Black-Scholes

1. Introduction

Partial differential equations (PDEs) sometimes have critical points where the solution or some of its derivatives are discontinuous. The simplest example is a discontinuity in the initial condition. This situation arises in the pricing of nearly all financial derivative contracts. The vanilla European option of given maturity and strike price, the simplest non-linear contract, has indeed a discontinuous first derivative at the strike price.

It is well known that such critical points decrease the accuracy of finite difference methods. A common remedy, detailed in [Tavella and Randall 2000, p. 167], is to stretch the grid such that many more grid points are present near the critical points, and fewer where the solution is deemed smooth. The stretching transformation for a single point reads

$$S(u) = B + \alpha \sinh(c_2 u + c_1(1 - u)), \quad (1)$$

where $c_1 = \alpha \sinh \frac{S_{\min} - B}{\alpha}$, $c_2 = \alpha \sinh \frac{S_{\max} - B}{\alpha}$, and α controls the density of points near the critical point B . For $u \in [0, 1]$, we have $S(u) \in [S_{\min}, S_{\max}]$.

Independently of such a stretching, Giles and Carter [2005], Tavella and Randall [2000] also show that the error in the solution is significantly decreased when the critical points are located in the middle of two grid points. There are several ways to place the critical points in such manner. A first approach is to move the grid. This is applicable only for a single critical point, and if the boundaries can be moved. A second approach is to simply insert a point in the grid, around the critical point such that the critical point is exactly in the middle of two grid points. A third approach is to use a smooth deformation, typically a monotonic cubic spline, to place the critical point approximately (but not exactly) in the middle of two grid points [Tavella and Randall 2000, p. 171].

The advantage of the cubic spline smooth deformation is to preserve the second-order convergence. A robust implementation is however more involved than the insertion approach. The insertion approach, due to its lack of smoothness, will a priori not preserve the second-order convergence, but this does not mean that its accuracy is worse.

In this paper, we compare the accuracy of the two approaches, using concrete examples of options in the Black-Scholes model, on nearly uniform grids, as well as on stretched grids. We also propose a faster stretching transformation, similar to the sinh transformation and give a simple extension to multiple critical points.

2. Cubic stretching

2.1. Single critical point

According to Noye [1983, p. 307], a stretching function should have the following properties:

- (i) dS/du should be finite over the whole interval - if it becomes infinite at some point, then there is poor resolution near that point;
- (ii) dS/du must be smaller near at critical point than elsewhere in the interval, which ensures high resolution near the critical point, but dS/du should be non zero at the critical point.

An intuitive candidate would be a function based on a probability density function. A mixture distribution makes it easy to ensure a higher density around the critical points. A numerical inversion of the mixture distribution, for example via a monotonic interpolation scheme, leads to the desired stretching function. Unfortunately, such a stretching will typically have very large derivatives near the boundaries (corresponding to the inverse of the cumulative density tails) and thus does not obey property (i).

For a single critical point, an interesting stretching function candidate is the cubic based on the Taylor series of the sinh function:

$$S(u) = B + \alpha \left[\frac{1}{\chi} (c_2 u + c_1 (1 - u))^3 + c_2 u + c_1 (1 - u) \right], \quad (2)$$

where c_1 is the solution of the depressed cubic equation $\frac{1}{\chi} c_1^3 + c_1 + \frac{B - S_{\min}}{\alpha} = 0$ and c_2 is the solution of $\frac{1}{\chi} c_2^3 + c_2 + \frac{B - S_{\max}}{\alpha} = 0$. The value $\chi = 6$ matches the sinh expansion, other positive values are also possible.

Figure 1 shows the cubic transformation to be close to the sinh transformation in practice. As expected, it is not exponential and thus closer to linear, far away from the critical point. For the same value of α , the slope is slightly different at the critical point. The slope is matched using a lower $\alpha = 0.9$ for the cubic stretching. One main advantage of the cubic stretching is performance, as the transformation doesn't involve any costly function at all. In practice, the cubic stretching is around five times faster.

2.2. Many critical points

Tavella and Randall [2000] propose to use the following jacobian for multiple critical points (B_k):

$$J(u, S) = \frac{\partial S}{\partial u} = A \left(\sum_k \frac{1}{\alpha_k^2 + (S(u) - B_k)^2} \right)^{-\frac{1}{2}}, \quad (3)$$

where A is a normalizing constant used to ensure that $S(1) = S_{\max}$ with initial condition $S(0) = S_{\min}$. The Jacobian is nearly constant for $S \approx B_k$ which corresponds to a uniform discretization and is nearly linear for $S \gg B_k$ or $S \ll B_k$ which corresponds to an exponential grid.

Equation 3 is an ordinary differential equation (ODE) whose initial condition consists in the function values at two end-points: it is a two-points boundary problem. A standard method to solve this kind of problem is the shooting method: we are shooting a projectile from point $S(0) = S_{\min}$ so that it lands at point $S(1) = S_{\max}$. Any solver can be used so solve for A . The ODE can be solved with the fourth-order Runge-Kutta method for a given guess A .

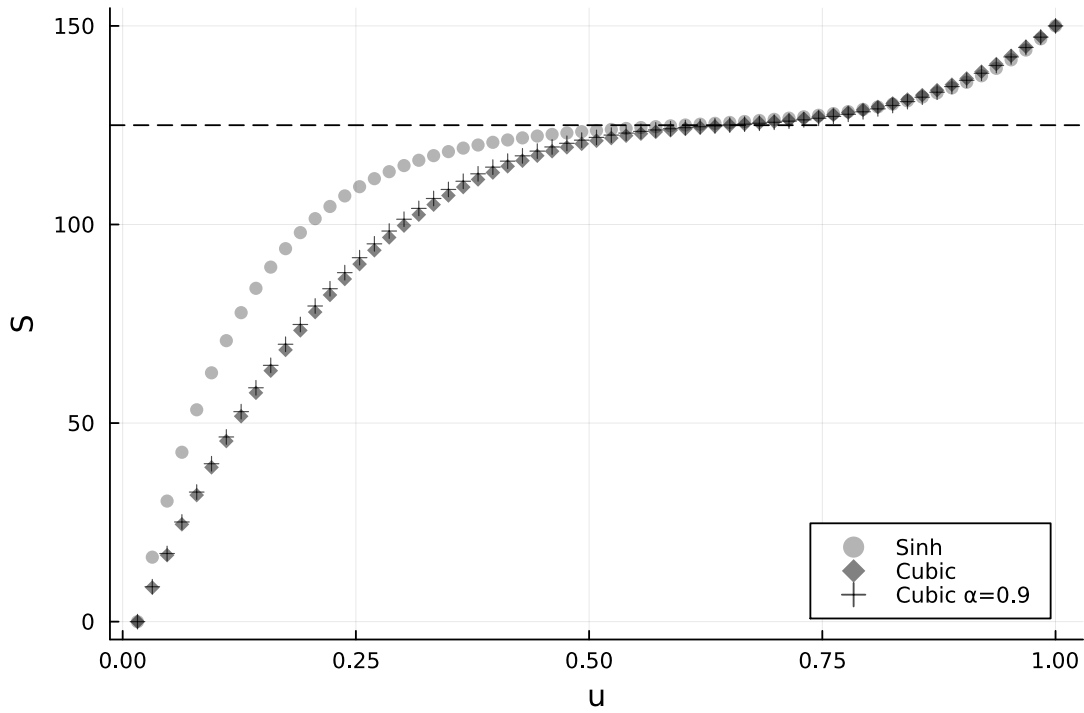


Figure 1. Stretching around the point $B = 125$ using 63 points in the interval $[0, 150]$ with $\alpha = 1.50$.

Similarly, the derivative of Equation 2 provides a candidate stretching for multiple points:

$$\frac{dS}{du} = \alpha A \prod_{i=1}^n (u - b_i)^2 + \alpha.$$

The solution (A, b_1, \dots, b_n) such that $S(0) = S_{\min}$, $S(1) = S_{\max}$ and $S(b_i) = B_i$ involves a n -dimensional non-linear optimization and may not be practical for large n .

Solving such non-linear problems makes the overall technique much slower than the single critical point case, and more challenging to implement in a robust fashion. We thus describe below simpler, better performing and more robust techniques below.

2.2.1. Direct piecewise-cubic representation

Based on Equation 2, we consider a piecewise-cubic representation of class \mathcal{C}^1 . Let $(B_i)_{i=1, \dots, m}$ be the ordered m critical points in the interval (S_{\min}, S_{\max}) . Let $D_i = \frac{B_i + B_{i+1}}{2}$ be the corresponding mid-points for $i = 1, \dots, m-1$, and $D_0 = S_{\min}, D_m = S_{\max}$ for notation convenience. The piecewise cubic interpolant on the interval $[d_{i-1}, d_i)$ reads

$$p_i(u) = B_i + \alpha_i \left[\frac{1}{\chi} (c_{2i}(u - d_{i-1}) + c_{2i-1}(d_i - u))^3 + c_{2i}(u - d_{i-1}) + c_{2i-1}(d_i - u) \right], \quad (4a)$$

where d_i is such that

$$p_i(d_i) = D_i, \quad p_i(d_{i-1}) = D_{i-1}. \quad (4b)$$

In particular we have $d_0 = 0$ and $d_m = 1$. The variables $(c_i)_{i=1,\dots,m}$ are thus solutions of the following cubic equations

$$\frac{1}{\chi} (c_{2i}(d_i - d_{i-1}))^3 + c_{2i}(d_i - d_{i-1}) + \frac{B_i - D_i}{\alpha_i} = 0, \quad (5a)$$

$$\frac{1}{\chi} (c_{2i-1}(d_i - d_{i-1}))^3 + c_{2i-1}(d_i - d_{i-1}) + \frac{B_i - D_{i-1}}{\alpha_i} = 0. \quad (5b)$$

This leads to the values $c'_{2i} = c_{2i}(d_i - d_{i-1})$ and $c'_{2i-1} = c_{2i-1}(d_i - d_{i-1})$ for $i = 1, \dots, m$. Furthermore, the continuity of the first derivative at d_i imposes

$$\alpha_i \left[\frac{3}{\chi} (c_{2i} - c_{2i-1}) (c_{2i}(d_i - d_{i-1}))^2 + c_{2i} - c_{2i-1} \right] = \alpha_{i+1} \left[\frac{3}{\chi} (c_{2i+2} - c_{2i+1}) (c_{2i+1}(d_{i+1} - d_i))^2 + c_{2i+2} - c_{2i+1} \right], \quad (5c)$$

or equivalently

$$\alpha_i \left[\frac{3}{\chi} (c_{2i} - c_{2i-1}) c_{2i}^2 + c_{2i} - c_{2i-1} \right] = \alpha_{i+1} \left[\frac{3}{\chi} (c_{2i+2} - c_{2i+1}) c_{2i+1}^2 + c_{2i+2} - c_{2i+1} \right].$$

Multiplying by $(d_i - d_{i-1})(d_{i+1} - d_i)$ leads to the tridiagonal system

$$\alpha_i \left[\frac{3}{\chi} (c'_{2i} - c'_{2i-1}) c_{2i}^2 + c'_{2i} - c'_{2i-1} \right] (d_{i+1} - d_i) = \alpha_{i+1} \left[\frac{3}{\chi} (c'_{2i+2} - c'_{2i+1}) c_{2i+1}^2 + c'_{2i+2} - c'_{2i+1} \right] (d_i - d_{i-1}),$$

which gives d_i for $i = 2, \dots, m-1$. From d_i and c'_i , we trivially deduce the coefficients c_i .

The second derivative at each critical point is discontinuous, in fact it can be shown that, for a constant $\alpha_i = \alpha$, we have $p''_i(d_i) = -p''_{i+1}(d_i)$. Note that changing χ or moving D_i will not help with the discontinuity. The discontinuity in the second derivative at the critical points is a fundamental aspect of our choice of piecewise-cubic representation, as the first derivative on each segment is a parabola with positive curvature. Intermediate knots would be required to derive a \mathcal{C}^2 interpolant.

The value of α may be made dependent on the critical point. For example we may choose a larger α for points corresponding to discontinuous second derivative in the solution, compared to points corresponding to a discontinuous first derivative in the solution.

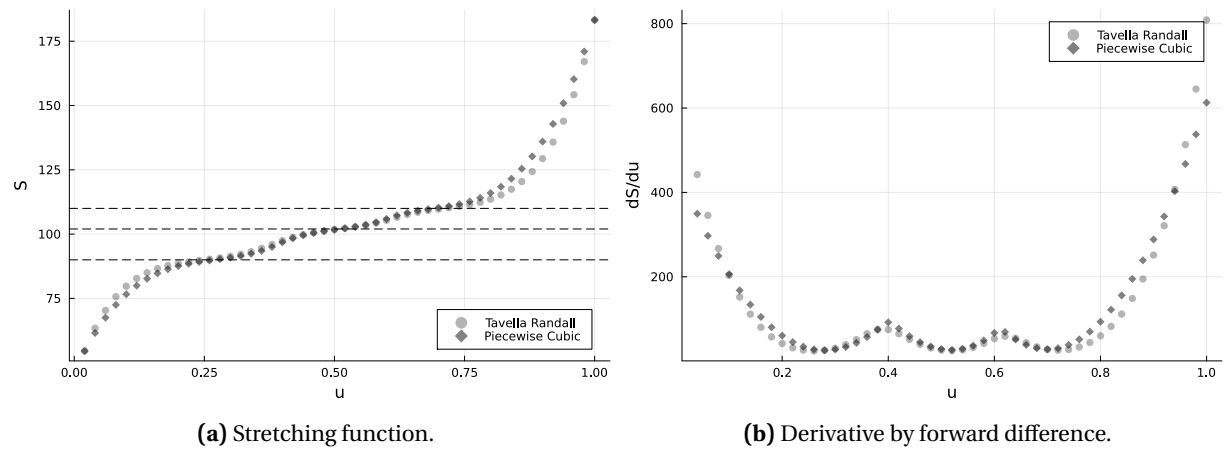


Figure 2. Stretching around the points $B_1 = 90, B_2 = 102, B_3 = 110$, using 50 points in the interval $[54, 183]$ with $\alpha = 1.30$.

2.2.2. \mathcal{C}^2 piecewise representation

It is possible to fill the piecewise cubic around the discontinuity in the second-derivative by a quintic piece $\hat{p}_i(u) = \sum_{k=0}^5 a_k(u - d_i^L)^k$ such that

$$\begin{aligned} \hat{p}_i(d_i^L) &= p_i(d_i^L), & \hat{p}'_i(d_i^L) &= p'_i(d_i^L), & \hat{p}''_i(d_i^L) &= p''_i(d_i^L), \\ \hat{p}_i(d_i^R) &= p_{i+1}(d_i^R), & \hat{p}'_i(d_i^R) &= p'_{i+1}(d_i^R), & \hat{p}''_i(d_i^R) &= p''_{i+1}(d_i^R). \end{aligned}$$

There is some flexibility towards the choice of d_i^L and d_i^R such that $d_i^L < d_i < d_i^R < d_{i+1}$.

A first candidate is to use only the (d_i) :

$$d_i^L = d_i - \lambda(d_i - d_{i-1}), \quad d_i^R = d_i + \lambda(d_{i+1} - d_i), \quad (6)$$

with $\lambda \leq 1/2$. Typically, we pick $\lambda = 1/4$.

The inverse of the critical point is not necessarily in the middle of two d_i , and thus it may make more sense to use instead

$$d_i^L = p_i^{-1}\left(B_{i-1} + (B_i - B_{i-1})\left(\frac{1}{2} - \lambda\right)\right), \quad d_i^R = p_{i+1}^{-1}\left(B_i - (B_i - B_{i-1})\left(\frac{1}{2} - \lambda\right)\right). \quad (7)$$

The quintic coefficients a_i thus obey

$$a_0 = p_i(d_i^L), \quad a_1 = p'_i(d_i^L), \quad a_2 = \frac{1}{2}p''_i(d_i^L), \quad (8a)$$

$$\begin{pmatrix} \Delta_i^3 & \Delta_i^4 & \Delta_i^5 \\ 3\Delta_i^2 & 4\Delta_i^3 & 5\Delta_i^4 \\ 6\Delta_i & 12\Delta_i^2 & 20\Delta_i^3 \end{pmatrix} \cdot \begin{pmatrix} a_3 \\ a_4 \\ a_5 \end{pmatrix} = \begin{pmatrix} p_{i+1}(d_i^R) - (a_0 + a_1\Delta_i + a_2\Delta_i^2) \\ p'_{i+1}(d_i^R) - (a_1 + 2a_2\Delta_i) \\ p''_{i+1}(d_i^R) - 2a_2 \end{pmatrix} \quad (8b)$$

with $\Delta_i = (d_i^R - d_i^L)$.

Furthermore, we want the quintic to be monotonic. This is achieved if the roots of \hat{p}''_i in the interval (d_i^L, d_i^R) are such that $\hat{p}'_i > 0$. A minor remark: we conjecture that a sufficient condition for monotonicity is $a_3 > 0$. If the condition is not verified, we revert to the \mathcal{C}^1 representation.

Figure 3 shows little difference in the first derivative \hat{p}'_i between the different choices. In particular, the simpler direct choice (Equation 6) is not necessarily worse. For the inverse approach (Equation 7), a large $\lambda = 1/2$, which corresponds to starting the quintic at the critical points, leads to a smoother second derivative and looks surprisingly acceptable.

The stretched grid points are almost indistinguishable between the different piece-wise stretchings. Figure 4 shows that the \mathcal{C}^1 cubic stretching leads to virtually the same points on this example.

3. Numerical Results

We consider the same knock-out barrier option of maturity $T = 1$ year, strike $K = 150$ and barrier $B = 125$, with 250 discrete observations dates, starting at $t_1 = 1/250$ until $t_{250} = T = 1$ under the Black-Scholes model with dividend yield $q = 0.02$, interest rate $r = 0.07$ and volatility $\sigma = 20\%$, presented in [Tavella and Randall 2000, Tables 6.1 and 6.2]. We use the TR-BDF2 second-order scheme to discretize the Black-Scholes PDE [Le Floc'h 2014], using $N = 1500$ time-steps, and vary the number of steps in the asset price dimension from $I = 250$ to $I = 4000$. The reference price is one obtained with $I = 16000$, for the same N . It is close to the exact theoretical price, but it is different, since the number of time-steps is kept constant. The intent is to look at the convergence in the asset price dimension, not the overall convergence.

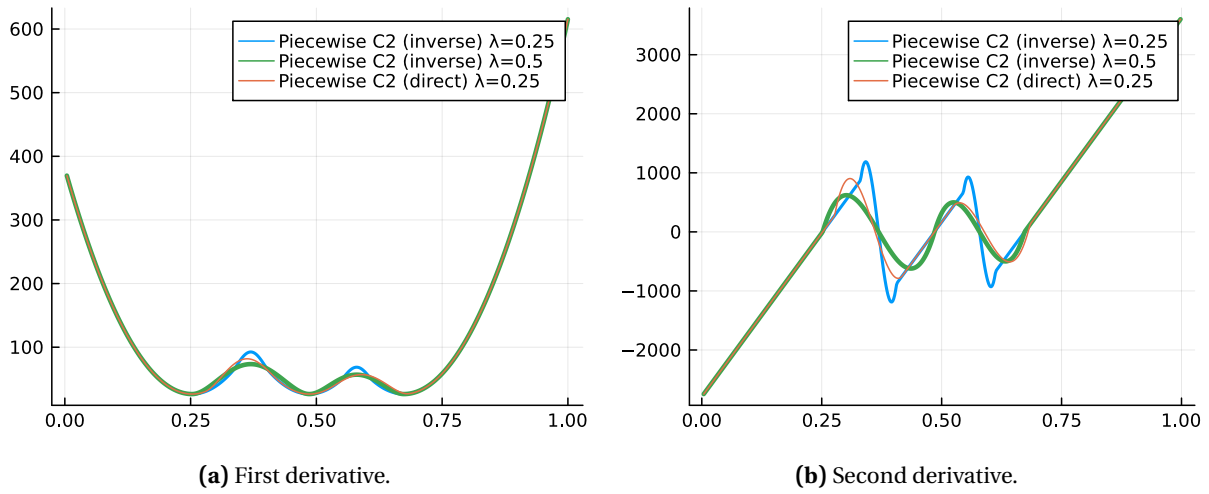


Figure 3. \mathcal{C}^2 Stretching around the points $B_1 = 90, B_2 = 102, B_3 = 110$ in the interval $[54, 183]$ with $\alpha = 1.30$.

3.1. Cubic vs. Sinh

A uniform grid leads to largest error and oscillating convergence, because the accuracy depends strongly on the location of the critical point in the grid. The sinh stretching appear to be more accurate than the cubic stretching, convergence is somewhat more regular but still not of constant order for the same reasons as the uniform grid.

Table 1. Absolute error in price $\times 10^5$ on a stretched grid. The reference price is obtained on a grid of $I = 16000$ steps.

I	$S = 100$			$S = 110$		
	Uniform	Cubic	Sinh	Uniform	Cubic	Sinh
250	5002.3	1.3	256.9	5710.0	11.8	314.6
500	74.0	387.8	71.7	89.1	434.5	73.7
1000	1084.0	186.8	66.5	1223.9	209.9	76.5
2000	60.9	82.7	9.0	68.2	97.6	10.0
Reference Price	2.31806	2.31735	2.31740	1.86342	1.86263	1.86268

The choice $\alpha = 1.5$ does not translate to exactly the same slope at the critical point for both transformations. The cubic transformation would require $\alpha = 0.9$ to have the same slope. This partly explains the discrepancy in accuracy, with the reduced α , the error with 500 points is significantly reduced to 137.8×10^{-5} .

3.2. Placing vs. Deforming

3.2.1. Uniform

With the smooth grid deformation, the ratio of errors between doubling values I is close to 4.0: the measured order of convergence order is close to two and stable (Table 2). In contrast, the insertion of points does not lead to a smooth convergence. On this example, the insertion is less accurate than the deformation. This is slightly peculiar to the number of grid points and the location of the critical point. Figure 5 shows how much is the accuracy dependent on the grid details with the placing technique. With the cubic or sinh stretching,

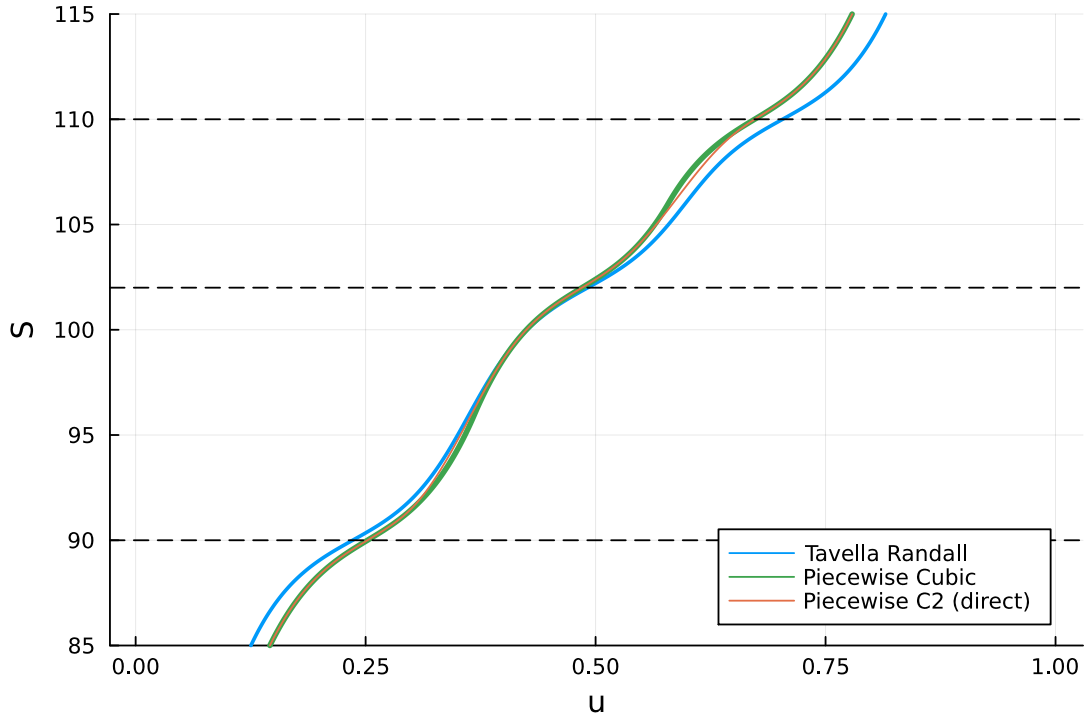


Figure 4. Stretching around the points $B_1 = 90, B_2 = 102, B_3 = 110$ in the interval $[54, 183]$ with $\alpha = 1.30$.

the insertion is generally more accurate than the smooth deformation.

3.2.2. Stretched

Overall, the cubic stretching with insertion appear to be the most accurate on this problem (Table 3). Figure 5 makes it however clear that the smooth deformation is preferable. Placing the points result in a significant increase of the accuracy (along with a smooth convergence), this is particularly visible if we compare Table 3 with Table 1.

3.3. Double Discrete Barrier Option

In order to evaluate the difference between the stretching methods with multiple critical points, we price a double barrier put option with a strike price 102, maturity 0.5 year, up barrier level 110, down barrier level 90 under the Black-Scholes model with interest rate $r = 10\%$, dividend yield $q = 0\%$, volatility $\sigma = 20\%$, underlying spot price $S = 100$. We place the strike and the barriers in the middle of two grid points. The grid starts at $S_{\min} = 54.57$ and ends at $S_{\max} = 183.25$, which correspond to four standard deviations around the underlying spot price. We use $\alpha = 0.005(S_{\max} - S_{\min})$ to concentrate points around the three critical points.

The piecewise-cubic stretching is found to be as accurate as the Tavella Randall stretching (Table 4). There is no obvious difference in terms of accuracy and convergence between \mathcal{C}^2 stretching and the cubic stretching. Insertion is slightly worse than deformation on the stretched grid, the difference in accuracy is however relatively small. Insertion is more accurate on the uniform grid, but as evidenced in Figure 5, this is highly dependent on the number of points used in the grid, i.e. where the inserted points fall in the initial uniform grid.

Table 2. Absolute error in price $\times 10^5$ on an adjusted uniform grid. The reference price is obtained on a grid of $I = 16000$ steps.

I	$S = 100$		$S = 110$	
	Deform	Insert	Deform	Insert
250	633.1	389.0	771.1	400.5
500	153.3	74.0	184.6	89.1
1000	38.2	98.5	46.5	108.8
2000	9.4	60.9	11.3	68.1
Reference Price	2.31736	2.31736	1.86264	1.86263

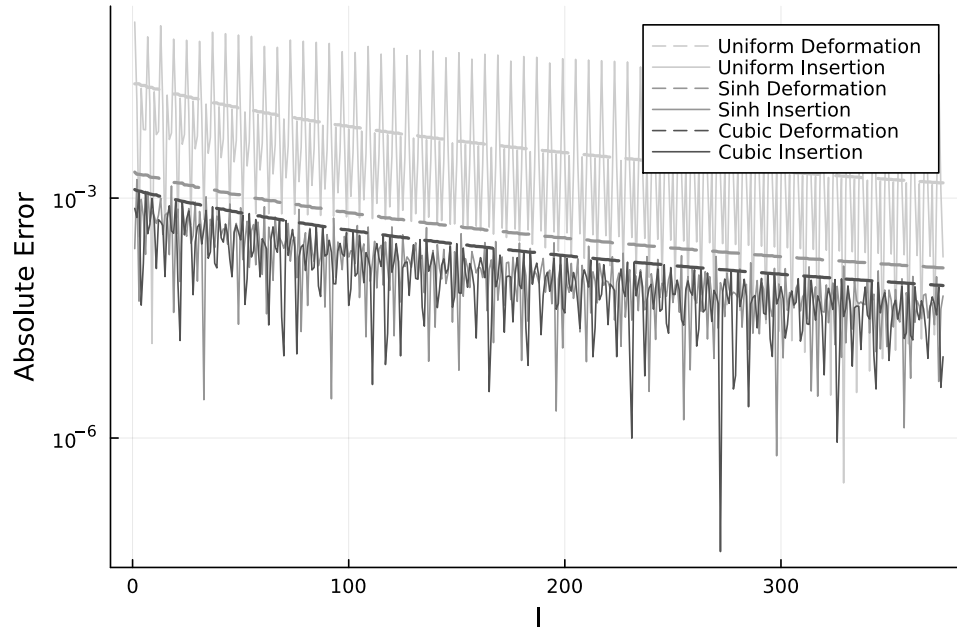


Figure 5. Error in the price of a knock-out barrier option against the number of steps I in the asset price dimension, for different kind of grids .

3.4. American Option

We consider an American put option contract of strike $K = 100$ and maturity $T = 1$, keeping otherwise the same Black-Scholes settings as in the previous numerical examples, and look at the convergence with number of steps I in the asset price dimension for the different kinds of grid deformations. In this problem, the second derivative of the solution is discontinuous around the exercise boundary and the first derivative is discontinuous at the strike price in the initial condition. With a small α (relative to $S_{\max} - S_{\min}$), meaning a highly concentrated grid around the strike price, the error in the option price is almost the same as with a smoothly deformed uniform grid. The sinh stretching leads to a slightly higher error compared to the cubic stretching. With a larger $\alpha = 15.0$, the transformations still concentrate points albeit less so than with the smaller α , and the accuracy is much improved with the stretching. Insertion leads to clearly worse accuracy than a smooth deformation (Figure 6).

Table 3. Absolute error in price $\times 10^5$ of a knock-out barrier option, on an adjusted stretched grid. The reference price is obtained on a grid of $I = 16000$ steps.

I	$S = 100$				$S = 110$			
	Cubic		Sinh		Cubic		Sinh	
	Deform	Insert	Deform	Insert	Deform	Insert	Deform	Insert
250	32.0	15.5	52.5	14.0	55.5	8.9	88.3	26.2
500	8.0	8.0	13.4	1.0	13.8	8.4	24.7	2.0
1000	2.0	1.9	3.3	2.3	3.8	2.4	5.5	4.1
2000	0.5	0.4	0.8	0.3	1.0	0.3	1.4	0.2
Reference Price	2.31736	2.31736	2.31736	2.31736	1.86264	1.86264	1.86264	1.86264

Table 4. Absolute error in price $\times 10^5$ on an adjusted stretched grid of a double knock-out barrier with $\alpha = 0.64$. The reference price of 0.600956 is obtained on a grid of $I = 8000$ steps.

I	Uniform		Piecewise Cubic		Piecewise C2		Tavella Randall	
	Deform	Insert	Deform	Insert	Deform	Insert	Deform	Insert
50	6554.5	906.2	731.7	998.3	657.9	933.8	846.6	870.7
100	1658.7	542.9	207.2	233.4	191.9	216.7	188.3	228.1
200	360.8	310.3	49.8	56.6	45.5	52.3	44.3	47.5
400	70.7	44.5	10.8	11.7	9.7	10.7	8.1	10.3

4. Conclusion

Inserting points such that the critical points fall in the middle of two grid points increases the accuracy compared to a raw uniform grid in most situations. It is also effective on stretched grids. A smooth deformation via a cubic spline is however almost always preferable, and leads to a smooth convergence. Furthermore, the smooth deformation always enhances significantly the accuracy when applied on top of a preexisting grid-stretching.

In terms of stretching, the simple cubic transformation is found to be at least as accurate as the hyperbolic sine transformation, while using less computational resources. This is even more relevant when the problem involves multiple critical points.

Funding: This research received no external funding.

Conflicts of Interest: The authors declare no conflict of interest.

Giles, Michael B and Rebecca Carter. 2005. Convergence analysis of crank-nicolson and rannacher time-marching. Technical report, Unspecified.

Le Floc'h, Fabien. 2014. Tr-bdf2 for fast stable american option pricing. *Journal of Computational Finance* 17(3), 31–56.

Noye, B.J.. 1983. *Computational Techniques for Differential Equations*. Mathematics Studies. Elsevier Science Ltd.

Tavella, Domingo and Curt Randall. 2000. *Pricing Financial Instruments - The Finite Difference Method*. John Wiley & Sons.

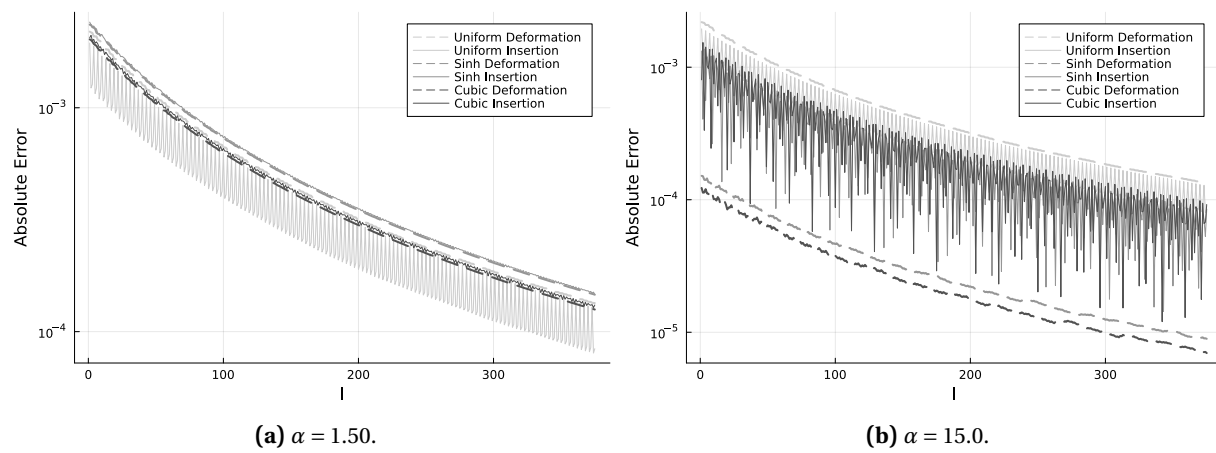


Figure 6. Error in the price of an American Put option, with different stretching around the point $K = 100$.