

Convex and Nonconvex Sublinear Regression with Application to Data-driven Learning of Reach Sets

Shadi Haddad and Abhishek Halder

Abstract—We consider estimating a compact set from finite data by approximating the support function of that set via sublinear regression. Support functions uniquely characterize a compact set up to closure of convexification, and are sublinear (convex as well as positive homogeneous of degree one). Conversely, any sublinear function is the support function of a compact set. We leverage this property to transcribe the task of learning a compact set to that of learning its support function. We propose two algorithms to perform the sublinear regression, one via convex and another via nonconvex programming. The convex programming approach involves solving a quadratic program (QP) followed by a linear program (LP), and is referred to as QP-LP. The nonconvex programming approach involves training a input sublinear neural network. We illustrate the proposed methods via numerical examples on learning the reach sets of controlled dynamics subject to set-valued input uncertainties from trajectory data.

I. INTRODUCTION

Motivated by the correspondence between compact sets and their support functions, in this work, we consider computationally learning compact sets by performing regression on their support functions from finite data. Our main idea is to algorithmically leverage the isomorphism between the support functions and the space of sublinear functions – a subclass of convex functions.

Several works in the optimization, learning and statistics literature [1]–[6] have investigated the problem of estimating compact sets up to convexification from experimentally measured or numerically simulated (possibly noisy) data. While the problem is of interest across a broad range of applications (e.g., obstacle detection from range measurements, non-intrusive fault detection in materials and manufacturing applications, tomographic imaging in medical applications), we are primarily motivated in data-driven learning of reach sets for safety-critical systems-control applications.

Formally, the (forward in time) reach set \mathcal{X}_t is defined as the set of states a controlled dynamical system may reach at a given time $t > 0$ subject to a controlled deterministic dynamics $\dot{\mathbf{x}} = \mathbf{f}(t, \mathbf{x}, \mathbf{u})$ where the state vector $\mathbf{x} \in \mathbb{R}^d$, the feasible input $\mathbf{u}(t) \in \text{compact } \mathcal{U} \subset \mathbb{R}^m$, and the initial condition $\mathbf{x}(t=0) \in \text{compact } \mathcal{X}_0 \subset \mathbb{R}^d$. Specifically,

$$\mathcal{X}_t := \bigcup_{\substack{\text{measurable } \mathbf{u}(\cdot) \in \mathcal{U} \\ \mathbf{u}(\tau) \in \mathcal{U} \text{ for all } 0 \leq \tau \leq t}} \{ \mathbf{x}(t) \in \mathbb{R}^d \mid \dot{\mathbf{x}} = \mathbf{f}(t, \mathbf{x}, \mathbf{u}), \mathbf{x}(t=0) \in \mathcal{X}_0, \mathbf{x}(t) \in \mathcal{X}_0 \}. \quad (1)$$

Shadi Haddad and Abhishek Halder are with the Department of Applied Mathematics, University of California, Santa Cruz, CA 95064, USA, {shhaddad, halder}@ucsc.edu.

With the aforesaid assumptions on $\mathcal{X}_0, \mathcal{U}$ in place, we suppose that the vector field \mathbf{f} is sufficiently smooth to guarantee compactness of \mathcal{X}_t for all $t \geq 0$.

In the systems-control literature, there exists a vast body of works (see e.g., [7]–[11] as representative references) on reach set computation. Interests behind approximating these sets stem from the fact that their separation or intersection often imply safety or the lack of it.

While numerous algorithms and toolboxes exist for approximating the reach sets, the computational approaches differ depending on the *representation of the set approximants*. In other words, different approaches have different interpretations of what does it mean to approximate a set. For example, parametric approximants seek for a simple geometric primitive (e.g., ellipsoid [12]–[16], zonotope [17]–[19] etc.) to serve as a proxy for the set. On the other hand, level set approximants [20], [21] seek for approximating a (value) function whose zero sub-level set is the reach set.

More recent works have specifically advocated the data-driven learning of reach sets by foregoing models and only assuming access to (numerically or experimentally available) data. These works have also proposed geometric [22], [23] and functional primitives [24], [25] as representations. To the best of the authors’ knowledge, using the support function as data-driven learning representation for reach sets, as proposed here, is new.

Contributions: Our specific contributions are twofold.

(i) We propose learning a compact set by learning its support function from the (possibly noisy) elements of that set available as finite data. We argue that support function as a learning representation for compact sets is computationally beneficial since several set operations of practical interest have exact functional analogues of operations on corresponding support functions.

(ii) We present two algorithms (Sec. III) to learn the support function via sublinear regression: QP-LP that involves convex programming, and training an input sublinear neural network that involves nonconvex programming. We demonstrate the comparative performance of these algorithms via numerical examples (Sec. IV) on learning reach sets of controlled dynamics subject to set-valued uncertainties from trajectory data that may be available from simulation or physical experiments.

The remaining of this paper is organized as follows. In Sec. II, we provide the necessary background on support functions of compact sets, and their correspondence with sublinear functions. Sec. III details the proposed sublinear regression framework using two approaches, viz. solving QP-

LP, and training an input sublinear neural network. Sec. IV exemplifies the proposed framework using two numerical case studies on data-driven learning of reach sets. Sec. V concludes the paper.

Notations: We denote the d dimensional unit sphere $\{\mathbf{x} \in \mathbb{R}^d \mid \|\mathbf{x}\|_2 = 1\}$ as \mathbb{S}^{d-1} , and the standard Euclidean inner product as $\langle \cdot, \cdot \rangle$. The convex hull and the closure of a set \mathcal{X} are denoted as $\text{conv}(\mathcal{X})$ and $\overline{\mathcal{X}}$, respectively. The Legendre-Fenchel conjugate of function $f : \mathcal{X} \mapsto \mathbb{R}$ is $f^*(\cdot) := \sup_{\mathbf{x} \in \mathcal{X}} \{\langle \cdot, \mathbf{x} \rangle - f(\mathbf{x})\}$. The conjugate f^* is convex whether or not f is. The rectifier linear unit (ReLU) function $\text{ReLU}(\cdot) := \max\{\cdot, 0\}$ is defined element-wise.

II. BACKGROUND

A. Support Functions

For a non-empty set $\mathcal{X} \subseteq \mathbb{R}^d$, its *support function* $h_{\mathcal{X}} : \mathbb{S}^{d-1} \mapsto \mathbb{R} \cup \{+\infty\}$ is defined as

$$h_{\mathcal{X}}(\mathbf{y}) := \sup_{\mathbf{x} \in \mathcal{X}} \langle \mathbf{y}, \mathbf{x} \rangle, \quad \mathbf{y} \in \mathbb{S}^{d-1}. \quad (2)$$

Being pointwise supremum, $h_{\mathcal{X}}(\cdot)$ is a convex function in its argument, and is finite if and only if [26, Appendix C, Prop. 2.1.3] \mathcal{X} is bounded. From (2), it also follows that the support function remains invariant under closure of convexification, i.e.,

$$h_{\mathcal{X}}(\cdot) = h_{\overline{\text{conv}(\mathcal{X})}}(\cdot).$$

The Legendre-Fenchel conjugate of the support function $h_{\mathcal{X}}(\cdot)$ is the indicator function

$$\mathbf{1}_{\mathcal{X}}(\mathbf{x}) := \begin{cases} 0 & \text{if } \mathbf{x} \in \mathcal{X}, \\ +\infty & \text{otherwise,} \end{cases} \quad (3)$$

see e.g., [27, Thm. 13.2]. This allows thinking $h_{\mathcal{X}}(\cdot)$ as a functional proxy for the set \mathcal{X} , i.e., the support function uniquely determines a compact set up to closure of convexification.

Furthermore, (2) has a clear geometric interpretation: $h_{\mathcal{X}}(\mathbf{y})$ quantifies the signed distance of the supporting hyperplane of compact \mathcal{X} with outer normal vector \mathbf{y} , measured from the origin. This distance is negative if and only if $\mathbf{y} \in \mathbb{S}^{d-1}$ points into the open halfspace containing the origin.

The convergence of compact sets w.r.t. the topology induced by the (two-sided) Hausdorff metric

$$\delta_{\text{H}}(\mathcal{P}, \mathcal{Q}) := \max \left\{ \sup_{\mathbf{p} \in \mathcal{P}} \inf_{\mathbf{q} \in \mathcal{Q}} \|\mathbf{p} - \mathbf{q}\|_2, \sup_{\mathbf{q} \in \mathcal{Q}} \inf_{\mathbf{p} \in \mathcal{P}} \|\mathbf{p} - \mathbf{q}\|_2 \right\} \quad (4)$$

for compact \mathcal{P}, \mathcal{Q} , is equivalent to the convergence of the corresponding support functions. Specifically, a sequence of compact sets $\{\mathcal{X}_i\}_{i \in \mathbb{N}}$ converges to a compact set \mathcal{X} (denoted as $\mathcal{X}_i \rightarrow \mathcal{X}$) in the Hausdorff topology if and only if $h_{\mathcal{X}_i}(\cdot) \rightarrow h_{\mathcal{X}}(\cdot)$ pointwise. For compact convex \mathcal{P}, \mathcal{Q} , the Hausdorff metric (4) can be expressed in terms of the respective support functions:

$$\delta_{\text{H}}(\mathcal{P}, \mathcal{Q}) = \sup_{\mathbf{y} \in \mathbb{S}^{d-1}} |h_{\mathcal{P}}(\mathbf{y}) - h_{\mathcal{Q}}(\mathbf{y})|. \quad (5)$$

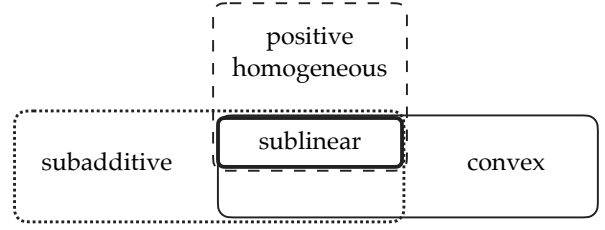


Fig. 1: Venn diagram showing the relationships among the class of convex, positive homogeneous, subadditive and sublinear functions.

Conveniently, operations on sets can be seen as operations on corresponding support functions. For instance, (i) $\mathbf{x} \notin \overline{\text{conv}(\mathcal{X})}$ if and only if $\exists \mathbf{y} \in \mathbb{S}^{d-1}$ such that $\langle \mathbf{y}, \mathbf{x} \rangle > h_{\mathcal{X}}(\mathbf{y})$, (ii) $\mathcal{X}_1 \subseteq \mathcal{X}_2$ if and only if $h_{\mathcal{X}_1}(\mathbf{y}) \leq h_{\mathcal{X}_2}(\mathbf{y})$, (iii) $h_{\mathcal{X}_1 + \dots + \mathcal{X}_r}(\mathbf{y}) = h_{\mathcal{X}_1}(\mathbf{y}) + \dots + h_{\mathcal{X}_r}(\mathbf{y})$, (iv) $h_{\bigcup_{i=1}^r \mathcal{X}_i}(\mathbf{y}) = \max\{h_{\mathcal{X}_1}(\mathbf{y}), \dots, h_{\mathcal{X}_r}(\mathbf{y})\}$, (v) $h_{\bigcap_{i=1}^r \mathcal{X}_i}(\mathbf{y}) = \inf_{\mathbf{y}_1 + \dots + \mathbf{y}_r = \mathbf{y}} \{h_{\mathcal{X}_1}(\mathbf{y}_1) + \dots + h_{\mathcal{X}_r}(\mathbf{y}_r)\}$, (vi) $h_{\mathbf{A}\mathcal{X} + \mathbf{b}}(\mathbf{y}) = \langle \mathbf{y}, \mathbf{b} \rangle + h_{\mathcal{X}}(\mathbf{A}^\top \mathbf{y})$, $\mathbf{A} \in \mathbb{R}^{d \times d}, \mathbf{b} \in \mathbb{R}^d$. These correspondences motivate the possibility of using the support functions as computational learning representations for estimating compact sets from data.

We next point out that the support functions have additional structural properties beyond convexity which will be important in our algorithmic development.

B. Sublinear Functions

A function $\psi : \mathbb{R}^d \mapsto \mathbb{R} \cup \{+\infty\}$ is called *sublinear* if it is convex and positive homogeneous of degree one. The latter condition means that

$$\psi(a\mathbf{x}) = a\psi(\mathbf{x}) \quad \forall a > 0.$$

Alternatively, $\psi : \mathbb{R}^d \mapsto \mathbb{R} \cup \{+\infty\}$ is sublinear if and only if its epigraph is a nonempty convex cone in $\mathbb{R}^d \times \mathbb{R}$, see e.g., [26, Appendix C, Prop. 1.1.3].

From (2), the support function $h_{\mathcal{X}}(\cdot)$ is both convex and positive homogeneous of degree one, and hence a sublinear function. Conversely, any sublinear function can be viewed as support function of a compact set. The converse follows from the fact [28, Thm. 8.13] that a positive homogeneous convex function can be expressed as pointwise supremum of linear function. Thus, to learn a compact set is to learn its support function, and learning a support function from data leads to *sublinear regression* as opposed to the well-known *convex regression* [29], [30].

Any sublinear function (and hence the support function) must also be subadditive, i.e.,

$$\psi(\mathbf{y} + \mathbf{z}) \leq \psi(\mathbf{y}) + \psi(\mathbf{z}) \quad \forall \mathbf{y}, \mathbf{z} \in \mathbb{R}^d. \quad (6)$$

This can be seen as a joint consequence of convexity and positive homogeneity because specializing convexity to mid-point convexity implies

$$\psi\left(\frac{1}{2}\mathbf{y} + \frac{1}{2}\mathbf{z}\right) \leq \frac{1}{2}\psi(\mathbf{y}) + \frac{1}{2}\psi(\mathbf{z}),$$

which upon using positive homogeneity yields (6).

Positive homogeneity and subadditivity together is equivalent to sublinearity, which also brings convexity. Following [26, Appendix C], a venn diagram among these classes of functions is shown in Fig. 1.

III. LEARNING SUPPORT FUNCTION VIA SUBLINEAR REGRESSION

Following the background in Sec. II, learning the support function of a compact set from data results in a sublinear regression problem, i.e., a regression problem where the to-be-learned function is constrained to be sublinear. To this end, we next detail the data generation procedure followed by two proposed algorithms for the same.

A. Data Generation

In our context, the available data comprises of noisy elements of a compact set $\mathcal{X} \subset \mathbb{R}^d$, i.e., our elements are the realizations of

$$\hat{\mathbf{x}} := \mathbf{x} + \boldsymbol{\nu}, \quad \text{where } \mathbf{x} \in \mathcal{X}, \quad (7)$$

and the noise vector $\boldsymbol{\nu} \in \mathbb{R}^d$ has zero mean and finite second moment. We suppose that we have n_x i.i.d. realizations of (7), given by $\{\hat{\mathbf{x}}_j\}_{j=1}^{n_x}$, available from either numerical simulations or physical experiments. In Sec. IV, we will focus on reach sets of a controlled dynamical system with set-valued input uncertainties, and the finite set $\{\hat{\mathbf{x}}_j\}_{j=1}^{n_x}$ will correspond to the states resulting from different feasible input sample paths.

We address the problem of learning the set \mathcal{X} by estimating its support function $\hat{h}_{\mathcal{X}}(\mathbf{y})$, $\mathbf{y} \in \mathbb{S}^{d-1}$, where

$$\hat{h}_{\mathcal{X}}(\mathbf{y}_i) = \sup_{\hat{\mathbf{x}} \in \{\hat{\mathbf{x}}_j\}_{j=1}^{n_x}} \langle \mathbf{y}_i, \hat{\mathbf{x}} \rangle, \quad \forall i = 1, 2, \dots, n_y. \quad (8)$$

We next detail our proposed approach to learn $h_{\mathcal{X}}$ from (8).

B. Regression Algorithm

1) *QP-LP*: In this approach, we seek to compute $h_{\mathcal{X}}$ via standard least squares, i.e., by minimizing the sum of squares

$$\phi_{n_x} = \sum_{i=1}^{n_y} \left(\hat{h}_{\mathcal{X}}(\mathbf{y}_i) - h_{n_x}(\mathbf{y}_i) \right)^2, \quad (9)$$

over the sublinear functions $h_{n_x} : \mathbb{R}^d \rightarrow \mathbb{R}$. The estimator of $\hat{h}_{\mathcal{X}}$, is achieved by solving the sequence of QP and LP, as follows

$$\begin{aligned} \min \quad & \frac{1}{n_y} \sum_{i=1}^{n_y} \left(\hat{h}_{\mathcal{X}}(\mathbf{y}_i) - h_i \right)^2 \\ \text{such that} \quad & h_j \geq h_i + \mathbf{g}_i^\top (\mathbf{y}_j - \mathbf{y}_i), \quad i, j \in [n_y] \end{aligned} \quad (10)$$

with variables $\mathbf{h} \in \mathbb{R}^{n_y}$ and $\mathbf{g}_1, \mathbf{g}_2, \dots, \mathbf{g}_{n_y} \in \mathbb{R}^d$. A piece wise linear estimation of sublinear function h_{n_x} is given by the LP

$$h_{n_x}(\mathbf{z}) = \max_{i=1, \dots, n_y} \{ \hat{h}(\mathbf{y}_i) + \mathbf{g}_i^\top (\mathbf{z} - \mathbf{y}_i) \}. \quad (11)$$

Theorem 1. *The minimizer of (9), h_{n_x} converges to $h_{\mathcal{X}}$ as $n_y, n_x \rightarrow \infty$.*

Proof. Notice that for $i = 1, \dots, n_y$, we have

$$d_{n_x, i} := \hat{h}_{\mathcal{X}}(\mathbf{y}_i) - h_{\hat{\mathcal{X}}}(\mathbf{y}_i) = \mathbf{y}_i^\top \boldsymbol{\nu}, \quad (12)$$

therefore, $d_{n_x, i}$ is i.i.d., with $\mathbb{E}[d_{n_x, i}] = 0$ and $\mathbb{E}[d_{n_x, i}^2] = 1$. As $n_x \rightarrow \infty$, we have $h_{\hat{\mathcal{X}}} \rightarrow h_{\mathcal{X}}$ and the least square (9) becomes identical to the one investigated in [30], where the proof of consistency as $n_y \rightarrow \infty$ is provided. ■

2) *Input Sublinear Neural Network*: We propose input sublinear neural network (ISNN) as an alternative tool for performing sublinear regression to learn the support function of the set $\mathcal{X} \in \mathbb{R}^d$ in the noisy setting described in Sec. III-B.1.

The ISNN structure we propose here is a particular instance of the ICNN architecture proposed by Amos [31], which is suitable for convex regression with guarantees [32]. For a given input vector \mathbf{y} , the computation for each layer of ICNN is as follows

$$\mathbf{z}_1 = \sigma \left(\mathbf{W}_0^{(y)} \mathbf{y} + \mathbf{b}_0 \right), \quad (13a)$$

$$\mathbf{z}_{l+1} = \sigma \left(\mathbf{W}_l^{(z)} \mathbf{z}_l + \mathbf{W}_l^{(y)} \mathbf{y} + \mathbf{b}_l \right), \quad (13b)$$

for all $l = 1, \dots, n_l - 1$, where n_l denotes the number of hidden layers. The model parameters $\mathbf{W}_{1:n_l-1}^{(z)}$, $\mathbf{W}_{0:n_l-1}^{(y)}$ and $\mathbf{b}_{0:n_l-1}$ are determined via the training of the network. The network output is convex w.r.t the elements of the input vector \mathbf{y} .

The convexity of the network directly follows from the fact that the composition of an inner convex function and an outer convex, non-decreasing function is convex [33].

The main distinction between traditional neural networks and ICNN is that the activation function in ICNN must be convex and non-decreasing such as ReLU, which is a popular choice for many NN implementations. Furthermore, the weights $\mathbf{W}_{1:n_l-1}^{(z)}$ connecting the *feedforward* layers should be nonnegative. The restriction on nonnegative feedforward weights is compensated with additional *passthrough* links that connect the input layer to each hidden layer [34] under weights $\mathbf{W}_{0:n_l-1}^{(y)}$, which can accept any real values. There exists no restriction on the value of biases $\mathbf{b}_{0:n_l-1}$.

Theorem 2. *The neural network (13) is an ISNN, i.e., performs sublinear regression with respect to a given input vector \mathbf{y} , if $\mathbf{b}_{0:n_l-1} = \mathbf{0}$.*

Proof. The computation for each layer of ISNN follows

$$\mathbf{z}_1 = \sigma \left(\mathbf{W}_0^{(y)} \mathbf{y} \right) \quad (14a)$$

$$\mathbf{z}_{l+1} = \sigma \left(\mathbf{W}_l^{(z)} \mathbf{z}_l + \mathbf{W}_l^{(y)} \mathbf{y} \right), \quad \text{for } l = 1, \dots, n_l - 1, \quad (14b)$$

with nonnegative $\mathbf{W}_{1:n_l-1}^{(z)}$ and convex and non-decreasing activation function σ . Each layer is composed of composition of non-negative sums of linear functions followed by a convex, non-decreasing map. Thanks to positive homogeneity of ReLU functions, this structure preserves the sublinearity w.r.t the input vector \mathbf{y} through the networks layers. ■

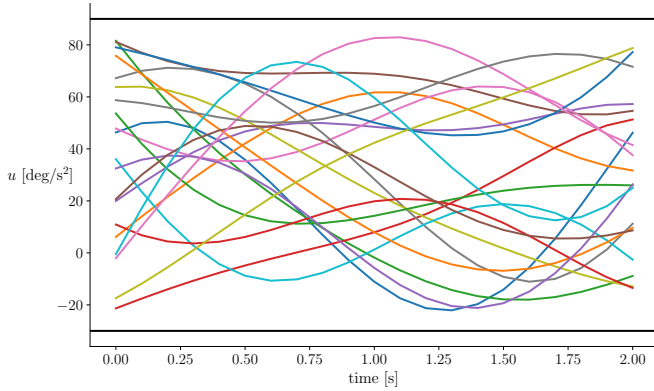


Fig. 2: A subset of the 500 input sample paths $u_i(t) \in \mathcal{U} := [-30^\circ, 90^\circ] \text{ deg/s}^2$ obtained from the constrained GP, that are used in Sec. IV-B. The dark horizontal lines denote the input constraint boundaries.

We work with ReLU activation, thus the ISNN (14) is piecewise linear. For the nonconvex training, we use the Adam optimizer [35], and project the Adam updates to the nonnegative orthant as

$$\mathbf{W}_l^{(z)} \mapsto \text{ReLU}\left(\mathbf{W}_l^{(z)}\right) \quad \forall l = 1, \dots, n_l - 1.$$

For all ISNN implementations, we use 5 hidden layers with the respective number of neurons (5, 20, 50, 20, 5).

IV. NUMERICAL RESULTS

In this Section, we illustrate the proposed sublinear regression methods to learn the reach sets for two example controlled nonlinear dynamics with input uncertainties. We clarify here that we only use the controlled ODE models for data generation purpose, i.e., our learning computation is data-driven and is agnostic to the structural specificities of the models.

All computation were performed in a MacBook Pro with 2.6 GHz 6-Core Intel i7 processor with 16 GB of memory.

A. Sampling

We now describe the sampling procedure for both the numerical examples that follows.

For training data, we use the constrained Gaussian process (GP) to generate $n_x = 500$ sample paths $\{\mathbf{u}_i(t)\}_{i=1}^{n_x}$ where each $\mathbf{u}_i(t) \in \mathcal{U}$. For instance, when $\mathcal{U} \subset \mathbb{R}^m$ is a hyperrectangle, then to ensure that the range of the sampled functions are in \mathcal{U} , we use the truncated multivariate Gaussian distributions [36, Sec. 2.2] for generating the constrained GP sample paths via the Gibbs Metropolis-Hastings Markov Chain Monte Carlo sampler. For hyperrectangle \mathcal{U} , we set the mean of the GP to be the center of the hyperrectangle, and the covariance function $k(\mathbf{x}, \tilde{\mathbf{x}}) := \exp(-\|\mathbf{x} - \tilde{\mathbf{x}}\|_2^2 / (2\ell^2))$ with $\ell = 0.7$.

We then generate $n_y = 200$ uniformly random unit vectors $\{\mathbf{y}_i\}_{i=1}^{n_y}$ in \mathbb{R}^d , and use (8) to form the training data $\{(\mathbf{y}_i, \hat{h}_{\mathcal{X}}(\mathbf{y}_i))\}_{i=1}^{n_y}$.

Instance	ISNN, 30 epochs	QP-LP
1	6.76	60.78
2	6.66	60.52
3	6.88	63.54
4	6.68	67.02
5	6.63	66.55
6	7.09	66.92
7	6.63	73.82
8	6.66	74.56
9	6.66	71.91
10	6.98	69.60

TABLE I: Computational times [s] incurred by the sublinear regression for the example in Sec. IV-B for 10 different random sampling instances.

B. Dubin's Car

We consider the controlled dynamics for the Dubin's car

$$\dot{x}_1 = v \cos x_3, \quad \dot{x}_2 = v \sin x_3, \quad \dot{x}_3 = u, \quad (15)$$

with the bounded (angular velocity) input $u(t) \in \mathcal{U} := [-30^\circ, 90^\circ] \text{ deg/s}^2$ for all $t \geq 0$, and constant translational velocity $v = 2 \text{ m/s}$. The state vector $(x_1, x_2, x_3)^\top \in \mathbb{R}^2 \times \mathbb{S}^1$ comprises of the longitudinal position, the lateral position, and the heading angle, respectively. We suppose that the initial set $\mathcal{X}_0 = \{\mathbf{0}\}$ is singleton, i.e., zero initial condition with no uncertainties.

Fig. 2 shows a subset of the constrained GP-generated input sample paths $\{u_i(t)\}_{i=1}^{n_x} \in \mathcal{U}$ for this example.

Fig. 3 depicts the learnt support functions over \mathbb{S}^2 , visualized in spherical coordinates, for the reach set \mathcal{X}_t of dynamics (15) at $t = 2 \text{ s}$, using the proposed sublinear regression with ISNN and QP-LP. The support functions resulting from the ISNN are depicted for three different number of epochs: 5, 20 and 40 epochs. As expected, increasing the number of epochs makes the ISNN solutions approach the QP-LP solution.

Overall, we find that QP-LP results in a more robust estimation w.r.t. the input data compared to the ISNN. However, Table I reveals that the training time for QP-LP is considerably higher (approx. 10 times) than that of ISNN. The computational time comparison reported in Table I are for 10 different random sampling instances with fixed cardinality $(n_x, n_y) = (500, 200)$ while keeping all other simulation settings fixed.

C. Kinematic Bicycle

We next consider the controlled dynamics for the kinematic bicycle [37]

$$\begin{aligned} \dot{x}_1 &= x_3 \cos(x_4 + \beta), \\ \dot{x}_2 &= x_3 \sin(x_4 + \beta), \\ \dot{x}_3 &= u_1, \\ \dot{x}_4 &= x_3 \sin(\beta) / 1.5, \end{aligned} \quad (16)$$

wherein the sideslip angle

$$\beta := \arctan(0.6 \tan u_2).$$

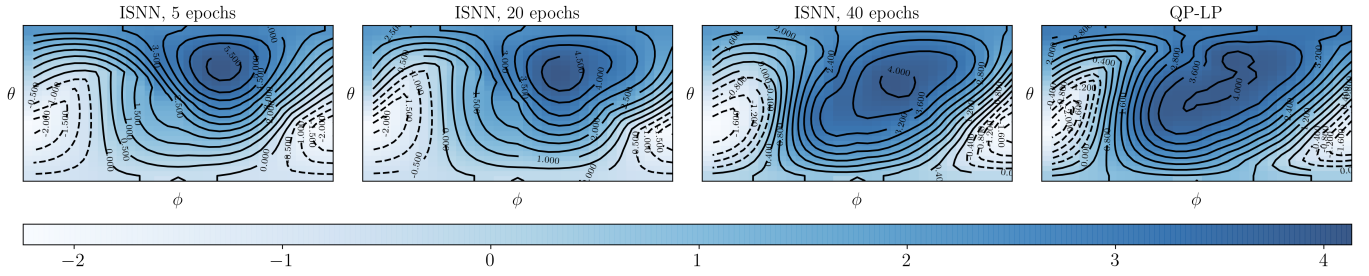


Fig. 3: Contour plots of the estimated support function of the reach set $\mathcal{X}_t \subset \mathbb{R}^2 \times \mathbb{S}^1$ at $t = 2$ s for the example in Sec. IV-B, resulting from the proposed sublinear regression. All subfigures are plotted over the spherical coordinates $(\phi, \theta) \in (-\pi, \pi) \times [-\pi/2, \pi/2]$. Different epochs for the ISNN results are indicated in the respective subfigures.

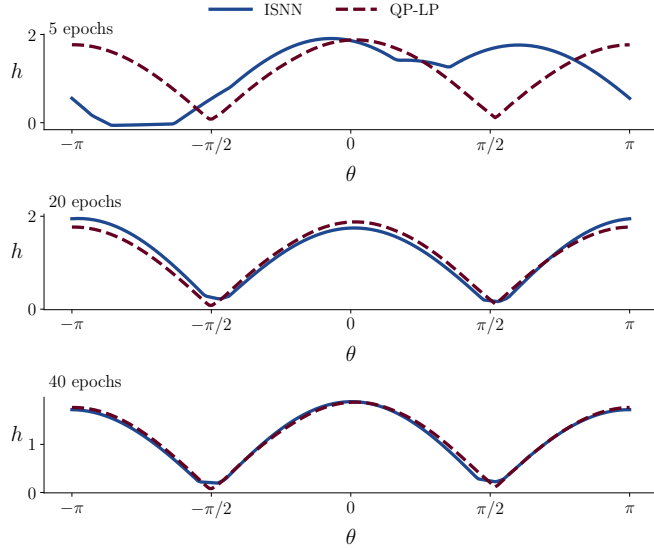


Fig. 4: The estimated support function of the projection of the reach set \mathcal{X}_t onto the position coordinates: $\text{proj}(\mathcal{X}_t) \subseteq \mathbb{R}^2$ at $t = 2$ s for the example in Sec. IV-C, resulting from the proposed sublinear regression. All subfigures are plotted over the polar coordinate $\theta \in (-\pi, \pi]$. Different epochs for the ISNN results are indicated in the respective subfigures.

The state vector $(x_1, x_2, x_3, x_4)^\top \in \mathbb{R}^3 \times \mathbb{S}^1$ comprises of the 2D inertial position (x_1, x_2) denoting the vehicle's center of mass, its speed x_3 , and the vehicle's inertial heading angle x_4 . The control vector comprises of the acceleration u_1 , and the front steering wheel angle u_2 . We consider $(u_1, u_2) \in \mathcal{U} := [-1, 1] \text{ m/s}^2 \times [-10^\circ, 10^\circ]$. We fix $\mathcal{X}_0 = \{\mathbf{0}\}$ (singleton).

We follow the sampling procedure detailed in Sec. IV-A with $(n_x, n_y) = (500, 200)$. We estimate the support function of the projection of the reach set $\mathcal{X}_t \subset \mathbb{R}^3 \times \mathbb{S}^1$ for (16) onto the position coordinates, i.e., $\text{proj}(\mathcal{X}_t) \subseteq \mathbb{R}^2$ at $t = 2$ s.

As in Sec. IV-B, for sublinear regression, we use the QP-LP, and the ISNN with three different number of epochs: 5, 20 and 40 epochs. Consistent with the observation made before, Fig. 4 reveals that as the number of epochs for ISNN increases, the ISNN estimates approach the QP-LP estimate.

To further illustrate the use of support function learning representations for the reach sets, consider the reach sets of two agents A and B with identical dynamics (16), respective inputs $(u_1^A, u_2^A) \in \mathcal{U}^A$ and $(u_1^B, u_2^B) \in \mathcal{U}^B$, and singleton initial

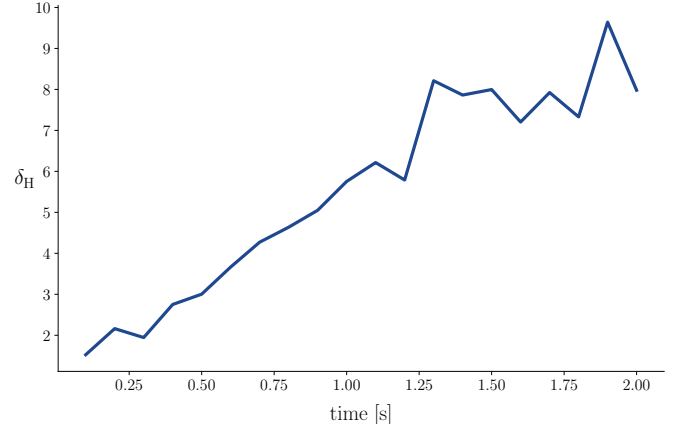


Fig. 5: The Hausdorff distance (18) between $\text{proj}(\mathcal{X}_\tau^A), \text{proj}(\mathcal{X}_\tau^B) \in \mathbb{R}^2$ for $0 \leq \tau \leq 2$ s for the example in Sec. IV-C. The corresponding support functions $\hat{h}_{\text{proj}(\mathcal{X}_\tau^A)}^A$ and $\hat{h}_{\text{proj}(\mathcal{X}_\tau^B)}^B$ are learnt by performing the sublinear regressions using ISNN with 40 epochs for both agents.

conditions $\{\mathbf{x}_0^A\}, \{\mathbf{x}_0^B\}$ with

$$\mathcal{U}^A := [-1, 1] \text{ m/s}^2 \times [-10^\circ, 10^\circ], \quad (17a)$$

$$\mathcal{U}^B := [-1.2, 1] \text{ m/s}^2 \times [-2^\circ, 15^\circ], \quad (17b)$$

$$\mathbf{x}_0^A := (-1, 1, 10, 0.1)^\top, \quad \mathbf{x}_0^B := (0, 0, 8, -0.5)^\top. \quad (17c)$$

For $0 \leq \tau \leq t$, let us denote the respective reach sets as $\mathcal{X}_\tau^A, \mathcal{X}_\tau^B \subset \mathbb{R}^3 \times \mathbb{S}^1$.

We wish to estimate the Hausdorff distance $\delta_H(\tau)$, $0 \leq \tau \leq t$, between the projections of the reach sets of agents A and B on the (x_1, x_2) inertial position plane. From (5), this is given by

$$\delta_H(\tau) = \sup_{\mathbf{y} \in \mathbb{S}^{d-1}} \left| \hat{h}_{\text{proj}(\mathcal{X}_\tau^A)}^A(\mathbf{y}) - \hat{h}_{\text{proj}(\mathcal{X}_\tau^B)}^B(\mathbf{y}) \right|, \quad 0 \leq \tau \leq t. \quad (18)$$

The evolution of the Hausdorff distance between the sets $\text{proj}(\mathcal{X}_\tau^A)$ and $\text{proj}(\mathcal{X}_\tau^B)$ for $0 \leq \tau \leq 2$ s, is shown in Fig. 5. We performed the sublinear regression using ISNN with 40 epochs for the noisy measurements of support functions $\hat{h}_{\text{proj}(\mathcal{X}_\tau^A)}^A(\mathbf{y})$ and $\hat{h}_{\text{proj}(\mathcal{X}_\tau^B)}^B(\mathbf{y})$ generated following the steps in Sec. IV-A.

V. CONCLUSIONS

In this work, we propose data-driven learning of compact sets in general, and reach sets in particular, by learning the

corresponding support function representations. We further point out an equivalence between the support functions and the class of sublinear functions, and propose leveraging the same for performing sublinear regression. We numerically demonstrate and compare two approaches: the *first* being QP-LP that involves convex programming, and the *second* being ISNN that involves nonconvex programming. Our numerical experiments reveal that among the two, the ISNN is numerically faster but the QP-LP is more robust and comes with consistency guarantee. We empirically observe that ISNN with modest number of epochs can be a practical alternative to QP-LP without incurring as much computational cost as the latter.

While we have focused on data-driven learning of reach sets, the proposed computational framework should be of interest in learning other sets in systems-control such as the region of attraction, and the robust control invariant sets. These will be pursued in our forthcoming works.

REFERENCES

- [1] J. L. Prince and A. S. Willsky, "Reconstructing convex sets from support line measurements," *IEEE Transactions on Pattern Analysis and Machine Intelligence*, vol. 12, no. 4, pp. 377–389, 1990.
- [2] —, "Convex set reconstruction using prior shape information," *CVGIP: Graphical Models and Image Processing*, vol. 53, no. 5, pp. 413–427, 1991.
- [3] N. I. Fisher, P. Hall, B. A. Turlach, and G. S. Watson, "On the estimation of a convex set from noisy data on its support function," *Journal of the American Statistical Association*, vol. 92, no. 437, pp. 84–91, 1997.
- [4] T. T. Cai, A. Guntuboyina, and Y. Wei, "Adaptive estimation of planar convex sets," *The Annals of Statistics*, vol. 46, no. 3, pp. 1018–1049, 2018.
- [5] G. Kur, A. Rakhlin, and A. Guntuboyina, "On suboptimality of least squares with application to estimation of convex bodies," in *Conference on Learning Theory*. PMLR, 2020, pp. 2406–2424.
- [6] Y. S. Soh and V. Chandrasekaran, "Fitting tractable convex sets to support function evaluations," *Discrete & Computational Geometry*, vol. 66, no. 2, pp. 510–551, 2021.
- [7] M. Althoff, G. Frehse, and A. Girard, "Set propagation techniques for reachability analysis," *Annual Review of Control, Robotics, and Autonomous Systems*, vol. 4, pp. 369–395, 2021.
- [8] A. Chutinan and B. H. Krogh, "Verification of polyhedral-invariant hybrid automata using polygonal flow pipe approximations," in *International workshop on hybrid systems: computation and control*. Springer, 1999, pp. 76–90.
- [9] M. E. Villanueva, B. Houska, and B. Chachuat, "Unified framework for the propagation of continuous-time enclosures for parametric nonlinear ODEs," *Journal of Global Optimization*, vol. 62, no. 3, pp. 575–613, 2015.
- [10] C. Le Guernic and A. Girard, "Reachability analysis of linear systems using support functions," *Nonlinear Analysis: Hybrid Systems*, vol. 4, no. 2, pp. 250–262, 2010.
- [11] T. Pecsvaradi and K. S. Narendra, "Reachable sets for linear dynamical systems," *Information and control*, vol. 19, no. 4, pp. 319–344, 1971.
- [12] A. Kurzhanski and I. Vályi, *Ellipsoidal calculus for estimation and control*. Springer, 1997.
- [13] A. A. Kurzhanskiy and P. Varaiya, "Ellipsoidal toolbox (et)," in *Proceedings of the 45th IEEE Conference on Decision and Control*. IEEE, 2006, pp. 1498–1503.
- [14] A. Halder, "On the parameterized computation of minimum volume outer ellipsoid of minkowski sum of ellipsoids," in *2018 IEEE Conference on Decision and Control (CDC)*. IEEE, 2018, pp. 4040–4045.
- [15] —, "Smallest ellipsoid containing p -sum of ellipsoids with application to reachability analysis," *IEEE Transactions on Automatic Control*, vol. 66, no. 6, pp. 2512–2525, 2020.
- [16] S. Haddad and A. Halder, "Anytime ellipsoidal over-approximation of forward reach sets of uncertain linear systems," in *Proceedings of the Workshop on Computation-Aware Algorithmic Design for Cyber-Physical Systems*, 2021, pp. 20–25.
- [17] A. Girard, "Reachability of uncertain linear systems using zonotopes," in *International Workshop on Hybrid Systems: Computation and Control*. Springer, 2005, pp. 291–305.
- [18] M. Althoff and B. H. Krogh, "Zonotope bundles for the efficient computation of reachable sets," in *2011 50th IEEE conference on decision and control and European control conference*. IEEE, 2011, pp. 6814–6821.
- [19] M. Althoff, "An introduction to cora 2015," in *Proc. of the workshop on applied verification for continuous and hybrid systems*, 2015, pp. 120–151.
- [20] I. Mitchell and C. J. Tomlin, "Level set methods for computation in hybrid systems," in *International workshop on hybrid systems: Computation and control*. Springer, 2000, pp. 310–323.
- [21] I. M. Mitchell, "The flexible, extensible and efficient toolbox of level set methods," *Journal of Scientific Computing*, vol. 35, no. 2, pp. 300–329, 2008.
- [22] A. Devonport and M. Arcak, "Estimating reachable sets with scenario optimization," in *Learning for dynamics and control*. PMLR, 2020, pp. 75–84.
- [23] A. Alanwar, A. Koch, F. Allgöwer, and K. H. Johansson, "Data-driven reachability analysis using matrix zonotopes," in *Learning for Dynamics and Control*. PMLR, 2021, pp. 163–175.
- [24] A. Devonport, F. Yang, L. El Ghaoui, and M. Arcak, "Data-driven reachability analysis with christoffel functions," in *2021 60th IEEE Conference on Decision and Control (CDC)*. IEEE, 2021, pp. 5067–5072.
- [25] A. J. Thorpe, K. R. Ortiz, and M. M. Oishi, "Learning approximate forward reachable sets using separating kernels," in *Learning for Dynamics and Control*. PMLR, 2021, pp. 201–212.
- [26] J.-B. Hiriart-Urruty and C. Lemaréchal, *Fundamentals of convex analysis*. Springer Science & Business Media, 2004.
- [27] R. T. Rockafellar, *Convex analysis*. Princeton university press, 1970, vol. 18.
- [28] R. T. Rockafellar and R. J.-B. Wets, *Variational analysis*. Springer Science & Business Media, 2009, vol. 317.
- [29] C. A. Holloway, "On the estimation of convex functions," *Operations Research*, vol. 27, no. 2, pp. 401–407, 1979.
- [30] E. Lim and P. W. Glynn, "Consistency of multidimensional convex regression," *Operations Research*, vol. 60, no. 1, pp. 196–208, 2012.
- [31] B. Amos, L. Xu, and J. Z. Kolter, "Input convex neural networks," in *International Conference on Machine Learning*. PMLR, 2017, pp. 146–155.
- [32] Y. Chen, Y. Shi, and B. Zhang, "Optimal control via neural networks: A convex approach," in *International Conference on Learning Representations*, 2018.
- [33] S. Boyd, S. P. Boyd, and L. Vandenberghe, *Convex optimization*. Cambridge university press, 2004.
- [34] K. He, X. Zhang, S. Ren, and J. Sun, "Deep residual learning for image recognition," in *Proceedings of the IEEE conference on computer vision and pattern recognition*, 2016, pp. 770–778.
- [35] D. P. Kingma and J. Ba, "Adam: A method for stochastic optimization," *arXiv preprint arXiv:1412.6980*, 2014.
- [36] C. P. Robert, "Simulation of truncated normal variables," *Statistics and computing*, vol. 5, no. 2, pp. 121–125, 1995.
- [37] R. Rajamani, *Vehicle dynamics and control*. Springer Science & Business Media, 2011.