

ProtoBandit: Efficient Prototype Selection via Multi-Armed Bandits

Arghya Roy Chaudhuri
Pratik Jawanpuria
Bamdev Mishra
Microsoft India

ARGHYAR@MICROSOFT.COM
PRATIK.JAWANPURIA@MICROSOFT.COM
BAMDEV@MICROSOFT.COM

Abstract

In this work, we propose a multi-armed bandit-based framework for identifying a compact set of informative data instances (i.e., the prototypes) from a source dataset \mathcal{S} that best represents a given target set \mathcal{T} . Prototypical examples of a given dataset offer interpretable insights into the underlying data distribution and assist in example-based reasoning, thereby influencing every sphere of human decision-making. Current state-of-the-art prototype selection approaches require $O(|\mathcal{S}||\mathcal{T}|)$ similarity comparisons between source and target data points, which becomes prohibitively expensive for large-scale settings. We propose to mitigate this limitation by employing stochastic greedy search in the space of prototypical examples and multi-armed bandits for reducing the number of similarity comparisons. Our randomized algorithm, ProtoBandit, identifies a set of k prototypes incurring $O(k^3|\mathcal{S}|)$ similarity comparisons, which is independent of the size of the target set. An interesting outcome of our analysis is for the k -medoids clustering problem ($\mathcal{T} = \mathcal{S}$ setting) in which we show that our algorithm ProtoBandit approximates the BUILD step solution of the partitioning around medoids (PAM) method in $O(k^3|\mathcal{S}|)$ complexity. Empirically, we observe that ProtoBandit reduces the number of similarity computation calls by several orders of magnitudes (100 – 1000 times) while obtaining solutions similar in quality to those from state-of-the-art approaches.

Note: The published version of this paper (Roy Chaudhuri et al., 2022) contains an erratum in Theorem 5, i.e., ProtoBandit scales $O(k^3|\mathcal{S}|)$ instead of $O(k|\mathcal{S}|)$. This is because the ν_0 of ProtoBandit at every iteration and the overall ν (across all the iterations) related as $\nu_0 = \frac{\nu}{k(1-1/e-\epsilon)}$ and not $\nu_0 = \frac{\nu}{(1-1/e-\epsilon)}$ (as mentioned in the published version). We had earlier missed the factor k in the denominator. Consequently, an extra factor of k^2 comes in the numerator in Theorem 5. To this end, we have highlighted in red all the changes in this paper.

1. Introduction

Prototypical examples are data instances that together summarize a given dataset or an underlying data distribution (Weiser, 1982; Bien and Tibshirani, 2011b,a; Koh and Liang, 2017; Yeh et al., 2018). Such compact representation of a dataset is especially useful in this age of big-data, where the size of datasets goes beyond the capability of manual checking. Hence, prototypical samples help domain experts and data scientists by providing meaningful insights in complex domains (Gurumoorthy et al., 2019). They also provide

example-based reasoning, thereby improving the interpretability of data distributions (Kim et al., 2014, 2016; Gurumoorthy et al., 2021).

A popular use-case of prototype selection is to select a test group that best represent the control group (or vice-versa). For product design (Leahy, 2013), a designer needs to know the required features for a new product directly from the targeted users. Therefore, it is important to select a small subset of users that best represent the larger customer base. In the healthcare domain, prototype selection has been employed for building training datasets (Suyal and Singh, 2021). Another interesting application of prototype selection is in explainable AI (Linardatos et al., 2021), where we need to analyze the cause behind the output of an AI model.

Works such as (Olvera-López et al., 2008; Bien and Tibshirani, 2011b) have proposed finding prototypical elements in supervised setting where both features and label information of the data points are available. However, recent works (Gurumoorthy et al., 2019, 2021; Kim et al., 2016) have focused on the more general unsupervised setting where only feature information is available. In this paper, we focus on unsupervised prototype selection. A key challenge here is the big-data setting, where one may require to perform similarity computations between huge number of data points pairs (Zukhba, 2010). This makes the existing algorithms (Kim et al., 2016; Gurumoorthy et al., 2019, 2021) impractical. Below, we concretize the prototype selection problem setup and discuss our contributions.

Prototype selection problem setup. Given two non-empty sets of points (source) \mathcal{S} and (target) \mathcal{T} , a dissimilarity measure $d : \mathcal{T} \times \mathcal{S} \mapsto [0, 1]$, and a positive integer $k \leq |\mathcal{S}|$, our aim is to find a set $\mathcal{M} \subseteq \mathcal{S}$ that best represents the target set \mathcal{T} such that $|\mathcal{M}| \leq k$. The set \mathcal{M} is the set of prototypical elements. We call the tuple $(\mathcal{S}, \mathcal{T}, \mathbf{q}, d, k)$ an instance of the prototype selection problem, where $\mathbf{q} \in [0, 1]^{|\mathcal{T}|}$ is the weight vector associated with \mathcal{T} . Such a weight vector can be useful in applications where not every target sample is equally important and can also be used to capture the underlying distribution of the target set (if available). For the sake of convenience and interpretability, we assume $\sum_{b \in \mathcal{T}} q_b = 1$.

k -medoids clustering as a prototype selection problem. Recently, Gurumoorthy et al. (2021) have shown that optimal transport based prototype selection problem reduces to the k -medoids clustering problem when the target set is same as the source set ($\mathcal{T} = \mathcal{S}$). Unlike the more popular k -means clustering, the k -medoids clustering problem requires the cluster centers to be actual data points in the given dataset \mathcal{S} . Hence, k -medoids clustering is especially useful when interpretable cluster centers are desired. For instance, k -means centers of a group of images can visually be a random noise image (Leskovec et al., 2020; Tiwari et al., 2020). Another benefit of the k -medoids set up is that it only relies distances/similarities between data points. However, it should be noted that k -medoids clustering is a NP-hard problem in general Schubert and Rousseeuw (2019). Popular k -medoids algorithms include the partitioning around medoids (PAM) method (Kaufman and Rousseeuw, 1990, 2009) and approaches inspired by PAM such as FASTPAM1 (Schubert and Rousseeuw, 2019), CLARA (Kaufman and Rousseeuw, 1990), and CLARANS (Ng and Han, 2002). Among them, FASTPAM1 guarantees the same solution as PAM and has a computational complexity of $O(|\mathcal{S}|^2)$. CLARA and CLARANS, on the other hand, output PAM-like solution. A recent randomized approach, BanditPAM (Tiwari et al.,

2020), guarantees the same results as PAM with a (expected) computational complexity of $O(k|\mathcal{S}|\log(|\mathcal{S}|))$.

Our Contributions. We first generalize the BUILD step of the PAM method (Kaufman and Rousseeuw, 1990) to allow for the scenarios when $\mathcal{S} \neq \mathcal{T}$. We next prove that the BUILD step of the proposed generalized PAM algorithm is equivalent to the existing optimal transport based SPOTgreedy (Gurumoorthy et al., 2021) algorithm for prototype selection. This is interesting because the PAM algorithm can now also be understood from the lens of the optimal transport theory. Since the BUILD step of the proposed generalized PAM method is based on a greedy search procedure, we use it as a stepping stone to propose a sampling-based algorithm ProtoBandit for the prototype selection problem. Specifically, we introduce the following novelties in the ProtoBandit algorithm.

1. We employ random subset selection for more efficient greedy search as it reduces the search space (to find the next potential prototype) in the source set \mathcal{S} .
2. At each iteration, existing methods (Kim et al., 2016; Gurumoorthy et al., 2019, 2021) require similarity computations for every element of the selected subset \mathcal{M} with every element in the target set \mathcal{T} . Thus, if the target set \mathcal{T} is large, or potentially infinite, then such approaches become impractical. We circumvent this issue by employing the multi-armed bandits (MAB) based sampling technique to estimate the similarity of a source point with the target set \mathcal{T} .

Our key technical result is that the similarity computations required by the proposed ProtoBandit is independent of the target set size $|\mathcal{T}|$. Overall, ProtoBandit requires $O(k^3|\mathcal{S}|)$ computations for obtaining k prototypes from the source set \mathcal{S} that represent the target set \mathcal{T} . We also provide an approximation guarantee of the prototypical set obtained by the proposed ProtoBandit algorithm. In particular, let $f : 2^{\mathcal{S}} \mapsto [0, 1]$ denote the similarity function between an input (candidate) set \mathcal{M} and the target set \mathcal{T} and \mathcal{M}^* be the optimal solution. Then, we prove that $f(\mathcal{M}_{ALG}) \geq (1 - e^{-1} - \epsilon) f(\mathcal{M}^*) - \nu$ with probability at least $1 - \delta$, where $\mathcal{M}_{ALG} \subset \mathcal{S}$ is output prototype set of our proposed ProtoBandit, $\epsilon, \nu \in (0, 1)$ are the approximation parameters, and $\delta \in (0, 0.05)$ is the error threshold. A corollary to our main result is that ProtoBandit approximates the BUILD step solution of the PAM method for the k -medoids clustering problem (i.e, the case when $\mathcal{T} = \mathcal{S}$) in $O(k^3|\mathcal{S}|)$ complexity.

2. Related work

Prototype selection. The problem of prototype selection has been mostly explored (Bien and Tibshirani, 2011b; Crammer et al., 2002; Wohllhart et al., 2013; Wei et al., 2015) in the supervised learning setups where the label of the data points are available. Recent prototype selection approaches such as MMD-Critic (Kim et al., 2016), ProtoDash (Gurumoorthy et al., 2019), and SPOTgreedy (Gurumoorthy et al., 2021), aim at obtaining the set of prototypical elements $\mathcal{M} \subset \mathcal{S}$ such that \mathcal{M} 's underlying distribution is close to that of the target \mathcal{T} . Such approaches are suitable in unsupervised settings as they assume availability of only the similarity (or distance) between pairs (a, b) , where $a \in \mathcal{S}$ and $b \in \mathcal{T}$. MMD-Critic and ProtoDash employ the MMD distance to capture the similarity between two

distributions while SPOTgreedy uses the Wasserstein distance, i.e., the optimal transport framework. We describe the SPOTgreedy algorithm in detail in Appendix B. The above three approaches are based on greedy search and a common bottleneck in them is that, at every iteration of greedy search, they require $\mathcal{O}(|\mathcal{T}|)$ similarity computations, which becomes impractical as the target set \mathcal{T} becomes large. To this end, we propose a multi-armed bandits based approach to alleviate this concern.

PAM algorithm. Prototype selection when the source and target sets are identical may specifically be viewed as identifying important data points in the given set, i.e., data summarisation. An intuitive way of unsupervised data summarisation is to apply a centroid-based clustering technique and choose the cluster centers as the representative of the whole dataset. A popular approach to accomplish this is k -medoids clustering using the partition around medoids (PAM) method (Kaufman and Rousseeuw, 1990). PAM applies an exhaustive greedy search over the whole set through two main steps: BUILD and SWAP. During the BUILD step, PAM selects the medoids, and during the SWAP step it improves upon the already chosen medoids by replacing them with the new ones.

3. ProtoBandit: An Efficient Prototype Selection Algorithm

In this section, we first generalize the PAM algorithm (Kaufman and Rousseeuw, 1990) to the prototype selection problem (i.e., the sets \mathcal{S} and \mathcal{T} are different). We then build on the generalized PAM algorithm and propose ProtoBandit, which makes use of approximate greedy search and multi-armed bandit frameworks.

3.1. Generalized PAM

We propose two modifications in the existing k -medoids clustering algorithm, PAM, to generalize it to the prototype selection setting. We detail the BUILD step of the generalized PAM algorithm in Algorithm 1. The full generalized PAM algorithm is in Appendix A.

The first modification enables the algorithm to choose medoids from a set that is different from the set of points to be clustered. Therefore, unlike the original PAM algorithm, Algorithm 1 can choose set of medoids from \mathcal{S} to cluster the points in \mathcal{T} , even if $\mathcal{S} \neq \mathcal{T}$. The second modification lies in choosing the number of elements r while updating the set of chosen points \mathcal{M} during the BUILD step, which allows for additional flexibility and efficiency. In our experiments, we consider $r = 1$ setting unless specified otherwise. In this setting the medoids from the source set \mathcal{S} are selected in a (strict) sequential manner, which has both theoretical and qualitative benefits.

Below, we show the equivalence between the BUILD step of the proposed generalized PAM algorithm (in Algorithm 1) and the SPOTgreedy algorithm (Gurumoorthy et al., 2021). To this end, we define D_j to be the dissimilarity between a point j and the closest object in \mathcal{M} , i.e.,

$$D_j = \min_{i \in \mathcal{M}} \{d(j, i)\} \quad [\text{wherein dissimilarity measure } d : \mathcal{T} \times \mathcal{S} \mapsto [0, 1]]. \quad (2)$$

Algorithm 1 BUILD step for the generalized PAM algorithm

Input : Problem instance given by $(\mathcal{S}, \mathcal{T}, \mathbf{q}, d, k)$, and a positive integers $r \in \{1, \dots, k\}$.

Output: A set \mathcal{M} , such that $|\mathcal{M}| = k$
Initialization: For each $j \in \mathcal{T}$, set $D_j = \infty$.

 In this step we apply greedy strategy to choose an initial set of k prototypes. $\mathcal{M} = \emptyset$
while $|\mathcal{M}| < k$ **do**

 | Define gain vector g with entries

$$g_i = \sum_{j \in \mathcal{T}} q_j \max\{D_j - d(j, i), 0\}, \forall i \in \mathcal{S} \setminus \mathcal{M}. \quad (1)$$

 | **if** $\forall i \in \mathcal{S} \setminus \mathcal{M}, g_i = 0$ **then** // no meaningful prototype to add

 | | $Q \stackrel{\text{def}}{=} \text{Choose } r \text{ elements from } \mathcal{S} \setminus \mathcal{M} \text{ at random}$

 | **else**

 | | $Q \stackrel{\text{def}}{=} \text{Set of indices of top } r \text{ largest non-zero elements in } g = \{g_i\}_{i=1}^{|\mathcal{S} \setminus \mathcal{M}|}$

 | **end**

 | $\mathcal{M} = \mathcal{M} \cup Q$ and $\forall j \in \mathcal{T}$ update D_j .

end

Lemma 1 *Given a problem instance $(\mathcal{S}, \mathcal{T}, \mathbf{q}, d, k)$, for a fixed value of the input parameter $r \in \{1, \dots, k\}$, the k points identified by SPOTgreedy is identical with the set of selected point by Algorithm 1.*

The proof of Lemma 1 is given in Appendix B. The objective of this lemma is to show that given a similarity matrix $Z \in [0, 1]^{m \times n}$ at each iteration Algorithm 1 chooses a prototype by maximizing the following function:

$$f(\mathcal{M}) = \sum_{j \in \mathcal{T}} q_j \max_{i \in \mathcal{M}} Z_{ji} \text{ [for } \mathcal{M} \subset \mathcal{S}], \quad (3)$$

where Z is a $|\mathcal{T}| \times |\mathcal{S}|$ similarity matrix between the target and the source sets, based on the given dissimilarity measure d . We compute similarity between j -th data point in \mathcal{T} and i -th data point in \mathcal{S} as

$$Z_{ji} = C - d(j, i), \quad (4)$$

where C is a constant such that $C \geq \max_{i \in \mathcal{S}, j \in \mathcal{T}} \{d(j, i)\}$ and $C \geq 1$. Note that f in (3) is submodular (Gurumoorthy et al., 2021).

For choosing k prototypes, Algorithm 1 incurs $O(|\mathcal{S}||\mathcal{T}|k/r)$ similarity comparisons, which is a computational bottleneck for large sets. We next propose an approximate greedy-search for Algorithm 1 that scales independent of $|\mathcal{T}|$ and linearly in $|\mathcal{S}|$.

3.2. Approximate Greedy Search

Due to simplicity and versatility of the greedy search framework, it has attracted a lot of attentions (Minoux, 1978; Wei et al., 2014; Badanidiyuru and Vondrák, 2014; Mirzasoleiman

et al., 2015) for reducing the number of similarity comparisons. We choose Stochastic-Greedy (Mirzasoaleiman et al., 2015) as it is one of the simplest and empirically fast (Mirzasoaleiman et al., 2015) algorithms for approximate greedy search. Without approximation, at every step a greedy algorithm exhaustively searches through the set to find next the potential solution. Instead, Stochastic-Greedy considers a random subset for the same. The size of the subset is chosen depending on the approximation parameter ϵ , such that the outcome is optimal within a $(1 - e^{-1} - \epsilon)$ multiplicative factor.

Stochastic-Greedy (Mirzasoaleiman et al., 2015) assumes that the objective function evaluation can be done in $O(1)$. Also, for each point it examines, the exact value of the objective function has to be computed. Let us understand its effect on the problem of prototype selection through an example. Assuming, $\mathcal{R} \subset \mathcal{S} \setminus \mathcal{M}$ be a random subset chosen by Stochastic-Greedy at the i -th iteration, it modifies Equation 1 to the following:

$$g_i = \sum_{j \in \mathcal{T}} q_j \max\{D_j - d(j, i), 0\}, \forall i \in \mathcal{R}. \quad (5)$$

We note, for each point $i \in \mathcal{S}$, it needs $O(|\mathcal{T}|)$ similarity comparisons to evaluate Equation 5 exactly. This might become impractical for a large target set \mathcal{T} , and to get around, one can estimate the value via the Monte-Carlo sampling on \mathcal{T} (according to the distribution \mathbf{q}). However, not all the elements in \mathcal{R} are equally strong contenders for being the next prototype. Hence, it is desired to allocate more similarity comparisons to differentiate between contentious elements of \mathcal{R} which are close to the local optimal, while saving them on the easily distinguishable sub-optimal elements. We mitigate this issue by identifying an approximate solution of Equation 5 via multi-armed bandits (MAB) (Berry and Fristedt, 1985) that we discuss next.

3.3. Using Multi-Armed Bandits (MAB) in Prototype Selection

Background on Multi-Armed Bandits. Multi-armed bandits (Berry and Fristedt, 1985) is a popular abstraction of sequential decision making under the uncertainty. An *arm* of a bandit represents a decision, while *pull* of an arm represents taking decision corresponding to that arm. Further, we assume each arm has a probability distribution associated with it, and when pulled, a real-valued reward is generated in i.i.d. fashion from the underlying probability-distribution called reward-distribution. This probability distribution is called reward distribution of that particular arm, and is unknown to the experimenter. For simplicity, we assume the reward-distribution for each arm is supported on the interval $[0, 1]$. Under this scenario, it is an interesting problem to identify the best arm incurring minimal number of total samples.

To put formally, we assume \mathcal{A} be the given set of n arms with μ_a being the expected mean reward of arm $a \in \mathcal{A}$. For simplicity, we assume, $\mu_{a_1} \geq \mu_{a_2} \geq \dots \mu_{a_n} \geq 0$. The problem of best arm identification is defined as identifying the arm a which has the highest expected reward μ_a . As the underlying reward distribution of the arms are unknown, the only way to compare the arms based on their expected reward is to sample them sufficiently. Hence, we seek an approximate probabilistic solution and modify the best-arm identification problem as follows. For a given tolerance $\nu \in [0, 1]$, we call an arm a to be (ν, m) -optimal (for $m \leq n$) if $\mu_a \geq \mu_{a_m} - \nu$. For $m = 1$, it is called problem of best-arm identification to identify an

$(\nu, 1)$ -optimal arm. When $1 \leq m \leq |\mathcal{A}|$, the problem generalizes to identification of the best subset of size m (Kalyanakrishnan et al., 2012), wherein the objective is to identify any m (ν, m) -optimal arms. Inheriting notations from Roy Chaudhuri and Kalyanakrishnan (2019), let us denote the set of all (ν, m) -optimal arms by $\mathcal{TOP}_m(\nu) \stackrel{\text{def}}{=} \{a : \mu_a \geq \mu_{a_m} - \nu\}$ ¹. Then, an algorithm is said to solve best-subset identification problem if presented with a set of arms \mathcal{A} , size of the output set m , a tolerance $\nu \in (0, 1)$, and an error probability bound $\delta \in (0, 1)$, it stops with probability 1 after a finite number of steps, and output an m -sized subset $Q_{(m)} \in \mathcal{A}$, such that $\Pr\{Q_{(m)} \subset \mathcal{TOP}_m(\nu)\} \geq 1 - \delta$. The efficiency of solving a best-subset identification lies in incurring as low number of samples as possible.

Applying MAB to Approximate Equation 5. We have seen in Section 3.2 that evaluating Equation 5 is intensive in terms of the number of similarity comparisons for a large target set \mathcal{T} . During every iteration \mathcal{M} remains fixed, so is the dissimilarity D_j between a point $j \in \mathcal{T}$ and the closest object in \mathcal{M} . Therefore, if we sample from \mathcal{T} using the probability distribution \mathbf{q} , by normalization assumption of the dissimilarity measure, for every element $i \in \mathcal{S}$ we shall get a probability distribution over the $[0, 1]$, with the true mean being given by Equation 1. Hence, we can treat elements of the source set \mathcal{S} as arms of a MAB instance. Thus, at each round, after we select a random subset $\mathcal{R} \subset \mathcal{S}$, the problem reduces to identification of the best subset of size r . Based on this idea, next, we propose an algorithm, and analyze its correctness, and upper bound the incurred number of similarity comparisons in the worst-case. In this paper, we confine to $r = 1$, i.e., we select one element per iteration.

The best-arm identification has attracted a lot of attention over the years (Even-Dar et al., 2002, 2006; Karnin et al., 2013; Jamieson et al., 2014). Among an array of algorithms, Median Elimination (Even-Dar et al., 2002) is well-known due to its simplicity, and for incurring a number of samples that is within a constant factor of the lower bound (Mannor and Tsitsiklis, 2004). Recently, Hassidim et al. (2020) have proposed the approximate best arm (ABA) algorithm for identification of an $(\nu, 1)$ -optimal arm, and have proven its efficiency in sample-complexity compared to the existing algorithms like Median Elimination (Even-Dar et al., 2002). We restate Theorem 1 from Hassidim et al. (2020) on upperbounding the sample-complexity of ABA.

Lemma 2 (Restatement of (Hassidim et al., 2020, Theorem 1)) *Suppose, given a set of arms \mathcal{A} , the underlying reward distribution of its each arm is supported on $[0, 1]$. Then, given an $\nu \in (0, 1)$, and $\delta \in (0, 0.5)$, ABA initialized with $\alpha = 1 - e^{-1}$ returns an $(\nu, 1)$ -optimal arm with probability at least $1 - \delta$ incurring no more than $18 \frac{|\mathcal{A}|}{\nu^2} \ln \frac{1}{\delta}$ samples.*

Now, we are ready to introduce an MAB-based prototype selection algorithm, ProtoBandit, and present its analysis in the next section.

3.4. Efficient Prototype Selection by Stochastic Greedy Search and MAB

We propose a meta algorithm ProtoBandit in Algorithm 2 that at each iteration selects a random subset $\mathcal{R} \subset \mathcal{S}$ (like Stochastic-Greedy (Mirzasoleiman et al., 2015)) to reduce the search space, and then applies ABA to identify the best element. We emulate pulling of an

1. Given a set of arms \mathcal{A} and an $\nu \in (0, 1]$, there might be more than m arms in $\mathcal{TOP}_m(\nu)$.

arm via sampling the target set \mathcal{T} according to the distribution \mathbf{q} specified by the problem instance. To this end, we define the method Pull in Algorithm 3, that is internally used by the ABA inside ProtoBandit. We note, due to normalization assumption, the objective function $f(\cdot)$ defined in Equation 3 must lie in the range $[0, 1]$. In other words, if for all $i \in \mathcal{S}$, and $j \in \mathcal{T}$, then we can take $C = 1$ to make $Z_{i,j} \in [0, 1]$. Therefore, for any $\mathcal{M} \subseteq \mathcal{S}$, $f(\mathcal{M}) \in [0, 1]$. Subsequently, the assumptions to apply ABA remain valid.

Algorithm 2 ProtoBandit: Randomized Greedy Prototype Selection with MAB

Input : Problem instance $(\mathcal{S}, \mathcal{T}, \mathbf{q}, d, k)$, tolerance $\epsilon \in (0, 1)$, $\nu \in (0, 1 - \epsilon - 1/e)$, and acceptable error probability $\delta \in (0, 0.05)$.

Output: Set of prototype $\mathcal{M} \subset \mathcal{S}$, such that $|\mathcal{M}| = k$

Assert : $\forall (y, x) \in \mathcal{T} \times \mathcal{S}, d(y, x) \in [0, 1]$.

Define a similarity function $sim : \mathcal{T} \times \mathcal{S} \mapsto [0, 1]$ as $sim \stackrel{\text{def}}{=} 1 - d(y, x), \forall (y, x) \in \mathcal{T} \times \mathcal{S}$.

Set $\mathcal{M} = \emptyset$

while $|\mathcal{M}| \leq k$ **do**

Select a subset $\mathcal{R} \subset \mathcal{S} \setminus \mathcal{M}$ of size $|\mathcal{R}| = \left\lceil \frac{|\mathcal{S}|}{k} \log \frac{1}{\epsilon} \right\rceil$, using uniform random sampling with replacement.

Apply ABA on \mathcal{R} , with tolerance $\frac{\nu}{k(1-1/e-\epsilon)}$, error threshold $\frac{\delta}{k}$, and return an arm a_{out} .

$\mathcal{M} = \mathcal{M} \cup \{a_{\text{out}}\}$.

end

Algorithm 3 Pull

Input : Sampling domain \mathcal{T} , sampling distribution \mathbf{q} , chosen set of prototypes $\mathcal{M} \subset \mathcal{S}$, an element $i \in \mathcal{S} \setminus \mathcal{M}$, similarity function $sim : \mathcal{T} \times \mathcal{S} \mapsto [0, 1]$,

Output: Contribution value of i .

Sample an element $j \in \mathcal{T}$ according to sampling distribution \mathbf{q} .

Return $\max\{D_j - d(j, i), 0\}$, wherein D_j is defined in Equation 2.

To derive the approximation guarantee for ProtoBandit, we inherit the analysis of Stochastic-Greedy from Mirzasoleiman et al. (2015, Theorem 1) and lower bound the probability of choosing an element from the optimal set in Lemma 3. Then, we apply this result to prove the approximation ratio.

Lemma 3 *The expected gain of ProtoBandit is at least $\frac{1-\epsilon}{k} \sum_{a \in \mathcal{M}^* \setminus \mathcal{M}} \left(\Delta(a|\mathcal{M}) - \frac{\nu}{k(1-\epsilon-1/e)} \right)$ per iteration, where \mathcal{M} is a current solution.*

Proof To prove the lemma, let us first lower bound the probability of $\mathcal{R} \cap (\mathcal{M}^* \setminus \mathcal{M}) \neq \emptyset$. We note,

$$\begin{aligned}
 & \Pr\{\mathcal{R} \cap (\mathcal{M}^* \setminus \mathcal{M}) = \emptyset\} \\
 &= \left(1 - \frac{|\mathcal{M}^* \setminus \mathcal{M}|}{|\mathcal{S} \setminus \mathcal{M}|} \right)^{|\mathcal{R}|} \leq \exp \left(-|\mathcal{R}| \frac{|\mathcal{M}^* \setminus \mathcal{M}|}{|\mathcal{S} \setminus \mathcal{M}|} \right) \\
 &\leq \exp \left(-\frac{|\mathcal{R}|}{|\mathcal{S}|} |\mathcal{M}^* \setminus \mathcal{M}| \right) = \exp \left(-k \frac{|\mathcal{R}|}{|\mathcal{S}|} \frac{|\mathcal{M}^* \setminus \mathcal{M}|}{k} \right). \tag{6}
 \end{aligned}$$

Now, using the concavity of $\exp(-\frac{k|\mathcal{R}|}{|\mathcal{S}|}x)$ with respect to x , and given that $|\mathcal{M}^* \setminus \mathcal{M}| \in \{0, 1, \dots, k\}$, we can re-write Equation 6 as

$$\begin{aligned}
 &\implies \Pr\{\mathcal{R} \cap (\mathcal{M}^* \setminus \mathcal{M}) \neq \emptyset\} \\
 &\geq \left(1 - \exp\left(-k \frac{|\mathcal{R}|}{|\mathcal{S}|}\right)\right) \frac{|\mathcal{M}^* \setminus \mathcal{M}|}{k}, \\
 &= \left(1 - \exp\left(-\left\lceil \frac{|\mathcal{S}|}{k} \log \frac{1}{\epsilon} \right\rceil \frac{k}{|\mathcal{S}|}\right)\right) \frac{|\mathcal{M}^* \setminus \mathcal{M}|}{k} \left[\because |\mathcal{R}| = \left\lceil \frac{|\mathcal{S}|}{k} \log \frac{1}{\epsilon} \right\rceil \text{ in Algorithm 2} \right], \\
 &\geq \left(1 - \log \frac{1}{\epsilon}\right) \frac{|\mathcal{M}^* \setminus \mathcal{M}|}{k} \geq (1 - \epsilon) \frac{|\mathcal{M}^* \setminus \mathcal{M}|}{k}. \tag{7}
 \end{aligned}$$

Now, we lower bound the value of $\Delta(a|\mathcal{M})$ by lower-bounding the approximation offered by ABA. Suppose, at some iteration, \mathcal{M} be the already chosen set of prototypes. Also, let $\hat{a} \stackrel{\text{def}}{=} \arg \max_{a \in \mathcal{R}} \Delta(a|\mathcal{M})$ be the the locally optimal solution, and a_{out} be the output of ABA inside a single iteration of ProtoBandit. Assuming $\mathcal{R} \cap (\mathcal{M}^* \setminus \mathcal{M}) \neq \emptyset$, we note, the marginal contribution of \hat{a} is at least as the marginal contribution of any element of $\mathcal{R} \cap (\mathcal{M}^* \setminus \mathcal{M})$. Therefore, $\Delta(\hat{a}|\mathcal{M}) \geq \max_{\mathcal{R} \cap (\mathcal{M}^* \setminus \mathcal{M})} \Delta(a|\mathcal{M})$ and

$$\mathbb{E}[\Delta(\hat{a}|\mathcal{M})|\mathcal{M}] \geq \Pr\{\mathcal{R} \cap (\mathcal{M}^* \setminus \mathcal{M}) \neq \emptyset\} \cdot \max_{a \in \mathcal{R} \cap (\mathcal{M}^* \setminus \mathcal{M})} \Delta(a|\mathcal{M}). \tag{8}$$

We note, $\Delta(\hat{a}|\mathcal{M})$ is at least as much as the contribution of an element uniformly chosen at random from $\mathcal{R} \cap (\mathcal{M}^* \setminus \mathcal{M})$. Again as \mathcal{R} is chosen uniformly at random from $|\mathcal{S} \setminus \mathcal{M}|$, each element of $\mathcal{M}^* \setminus \mathcal{M}$ is equally likely to belong to \mathcal{R} . Hence, choosing an element uniformly at random from $\mathcal{R} \cap (\mathcal{M}^* \setminus \mathcal{M})$ is equivalent to choosing it uniformly at random from $\mathcal{M}^* \setminus \mathcal{M}$. Putting together, from Equation 8 we get

$$\mathbb{E}[\Delta(\hat{a}|\mathcal{M})|\mathcal{M}] \geq \Pr\{\mathcal{R} \cap (\mathcal{M}^* \setminus \mathcal{M}) \neq \emptyset\} \frac{1}{|\mathcal{M}^* \setminus \mathcal{M}|} \sum_{a \in \mathcal{M}^* \setminus \mathcal{M}} \Delta(a|\mathcal{M}). \tag{9}$$

In ProtoBandit, the arm a_{out} returned by the subroutine ABA is not necessarily identical to \hat{a} , but $\left(\frac{\nu}{k(1-\epsilon-1/e)}, 1\right)$ -optimal (in \mathcal{R}) with probability at least $1 - \delta/k$. Therefore, letting $\nu_0 \stackrel{\text{def}}{=} \frac{\nu}{k(1-1/e-\epsilon)}$, $(\Delta(\hat{a}|\mathcal{M}) - \Delta(a_{\text{out}}|\mathcal{M})) \leq \nu_0$ holds with probability at least $1 - \delta/k$. Now, assuming a_{out} is $(\nu_0, 1)$ -optimal, and following the argument we used to build Equations 8 and 9, we can write

$$\begin{aligned}
 &\mathbb{E}[\Delta(a_{\text{out}}|\mathcal{M})|\mathcal{M}] \\
 &\geq \Pr\{\mathcal{R} \cap (\mathcal{M}^* \setminus \mathcal{M}) \neq \emptyset\} \left(\max_{a \in \mathcal{R} \cap (\mathcal{M}^* \setminus \mathcal{M})} \Delta(a|\mathcal{M}) - \nu_0 \right) [\text{w. p.} \geq 1 - \frac{\delta}{k}], \tag{10} \\
 &\geq \Pr\{\mathcal{R} \cap (\mathcal{M}^* \setminus \mathcal{M}) \neq \emptyset\} \left(\frac{1}{|\mathcal{M}^* \setminus \mathcal{M}|} \sum_{a \in \mathcal{M}^* \setminus \mathcal{M}} (\Delta(a|\mathcal{M}) - \nu_0) \right), \\
 &\geq \Pr\{\mathcal{R} \cap (\mathcal{M}^* \setminus \mathcal{M}) \neq \emptyset\} \frac{1}{|\mathcal{M}^* \setminus \mathcal{M}|} \sum_{a \in \mathcal{M}^* \setminus \mathcal{M}} (\Delta(a|\mathcal{M}) - \nu_0),
 \end{aligned}$$

$$\begin{aligned}
 &\geq (1 - \epsilon) \frac{|\mathcal{M}^* \setminus \mathcal{M}|}{k} \frac{1}{|\mathcal{M}^* \setminus \mathcal{M}|} \sum_{a \in \mathcal{M}^* \setminus \mathcal{M}} (\Delta(a|\mathcal{M}) - \nu_0) \text{ [using Equation 7]}, \\
 &= \frac{1 - \epsilon}{k} \sum_{a \in \mathcal{M}^* \setminus \mathcal{M}} (\Delta(a|\mathcal{M}) - \nu_0). \tag{11}
 \end{aligned}$$

■

Theorem 4 (Correctness of ProtoBandit) *Suppose, given a problem instance $(\mathcal{S}, \mathcal{T}, \mathbf{q}, d, k)$, \mathcal{M}^* is the optimal solution, and for a tolerance $\epsilon \in (0, 1 - 1/e)$, $\nu > 0$, and an acceptable error probability δ such that $\delta/k \in (0, 0.05)$, let \mathcal{M}_{ALG} be the output by ProtoBandit. Then, $f(\mathcal{M}_{ALG}) \geq (1 - e^{-1} - \epsilon) f(\mathcal{M}^*) - \nu$ holds in expectation with probability at least $1 - \delta$, where $f(\cdot)$ is defined in Equation 3.*

Proof We use Lemma 3 to prove Theorem 4. Let $\mathcal{M}^i = \{a_{\text{out}}^1, \dots, a_{\text{out}}^i\}$ be the solution obtained by ProtoBandit at the end of i -th iteration, and $\nu_0 = \frac{\nu}{k(1 - \epsilon - 1/e)}$. Then,

$$\begin{aligned}
 \mathbb{E}[f(\mathcal{M}^{i+1}) - f(\mathcal{M}^i) | \mathcal{M}^i] &= \mathbb{E}[\Delta(a_{\text{out}}^{i+1} | \mathcal{M}^i) | \mathcal{M}^i], \\
 &\geq \frac{1 - \epsilon}{k} \sum_{a \in \mathcal{M}^* \setminus \mathcal{M}} (\Delta(a | \mathcal{M}^i) - \nu_0) \text{ [using Lemma 3]}, \\
 &\geq \frac{1 - \epsilon}{k} (\Delta(\mathcal{M}^* | \mathcal{M}^i) - k\nu_0) \text{ [by submodularity of } f(\cdot)\text{]}, \\
 &\geq \frac{1 - \epsilon}{k} (f(\mathcal{M}^*) - f(\mathcal{M}^i) - k\nu_0).
 \end{aligned}$$

We note, $f(\mathcal{M}^i)$ is a random variable, due to the randomness introduced by random sampling in the source set \mathcal{S} to select \mathcal{R} , and also by the MAB subroutine ABA. By taking expectation over $f(\mathcal{M}^i)$,

$$\mathbb{E}[f(\mathcal{M}^{i+1}) - f(\mathcal{M}^i)] \geq \frac{1 - \epsilon}{k} \mathbb{E}[f(\mathcal{M}^*) - f(\mathcal{M}^i) - k\nu_0].$$

Now, by induction,

$$\begin{aligned}
 \mathbb{E}[f(\mathcal{M}^k)] &\geq \left(1 - \left(\frac{1 - \epsilon}{k}\right)^k\right) (f(\mathcal{M}^*) - k\nu_0), \\
 &\geq (1 - (\exp(-(1 - \epsilon)))) (f(\mathcal{M}^*) - k\nu_0), \\
 &\geq (1 - e^{-1} - \epsilon) (f(\mathcal{M}^*) - k\nu_0) = (1 - e^{-1} - \epsilon) f(\mathcal{M}^*) - \nu. \tag{12}
 \end{aligned}$$

The last step to prove Theorem 4 is proving the correctness of Equation 12. We note, Equation 12 is valid only if Equation 11 holds for every iteration from 1 to k . Further, the correctness of Equation 11 is dependent on the Equation 10. Now, we note, the arm a_{out} returned by ABA may not be $(\nu_0, 1)$ -optimal with probability at most δ/k , and Equation 10 fails to hold. However, the probability at in any of the k iterations, a_{out} is not $(\nu_0, 1)$ -optimal is at most $\sum_{i=1}^k (\delta/k) = \delta$. Hence, Equation 12 holds with probability at

least $1 - \delta$. This completes the proof of Theorem 4. \blacksquare

We now present the computational complexity result of ProtoBandit.

Theorem 5 (Upper bound on the number of similarity comparisons) *Given a problem instance $(\mathcal{S}, \mathcal{T}, \mathbf{q}, d, k)$, \mathcal{M}^* is the optimal solution, and for a tolerance $\epsilon \in (0, 1 - 1/e)$, $\nu > 0$, and an acceptable error probability δ such that $\delta/k \in (0, 0.05)$, the number of similarity comparisons incurred by ProtoBandit is in $O\left(k^3 |\mathcal{S}| \left(\frac{\nu}{1-\epsilon-1/e}\right)^{-2} \log \frac{1}{\epsilon} \log \frac{k}{\delta}\right)$.*

Proof As Lemma 2 presents, treating \mathcal{R} as the set of arms, and letting $\nu_0 = \frac{\nu}{k(1-\epsilon-1/e)}$, ABA incurs at most $\frac{18|\mathcal{R}|}{\nu_0^2} \log \frac{1}{\delta}$ samples to identify an $(\nu_0, 1)$ -optimal arm from \mathcal{R} . Further, at iteration i , there are $(i-1)$ elements in the set \mathcal{M} . Hence, for each sampled element from \mathcal{T} , it takes $O(|\mathcal{M}|)$ or $i-1$ similarity comparison to compute D_j (given by Equation 2). Since we pass $\frac{\delta}{k}$ as the allowed error probability for each call to ABA, the total number of similarity comparisons is given by

$$\begin{aligned} \sum_{i=1}^k (i-1) |\mathcal{R}| \times 18 \nu_0^{-2} \log \frac{k}{\delta} &= \sum_{i=1}^k (i-1) \frac{|\mathcal{S}|}{k} \log \frac{1}{\epsilon} \times 18 \nu_0^{-2} \log \frac{k}{\delta} \quad \left[\because |\mathcal{R}| = \frac{|\mathcal{S}|}{k} \log \frac{1}{\epsilon} \right] \\ &< 9k^3 |\mathcal{S}| \left(\frac{\nu}{1-\epsilon-1/e}\right)^{-2} \log \frac{1}{\epsilon} \log \frac{k}{\delta}. \end{aligned}$$

\blacksquare

It should be noted that the above approximation guarantee and computational complexity analysis of ProtoBandit also holds when $\mathcal{T} = \mathcal{S}$, i.e., the k -medoids clustering setting. Hence, ProtoBandit scales linearly in $k^3 |\mathcal{S}|$ for the k -medoids clustering problem.

3.5. Practical Considerations for Implementing ProtoBandit

It is important to note that the number of samples incurred by ABA (Hassidim et al., 2020) is problem-independent, that is given any fixed-sized set of arms \mathcal{A} , for a fixed $\epsilon, \delta \in (0, 0.05)$ the number of samples incurred will be the same (as given by Lemma 2). Hence, it is a non-adaptive algorithm as the number of incurred samples does not depend on the means of the arms. However, in practice, it is common to handle set of arms where not all arms have their mean very close to each other. Hence, it is more efficient to use adaptive algorithms like KL-LUCB (Kaufmann and Kalyanakrishnan, 2013) that optimizes the number of samples by taking advantage of the difference between mean of the arms. At each iteration, KL-LUCB judiciously selects two arms to sample and the algorithm stops if the confidence-intervals of the arms crosses a threshold that is adaptively determined by the algorithm. We note that despite KL-LUCB being more sample-efficient than non-adaptive algorithms, complying with it still requires a number of samples that might be too high for a medium-sized datasets. However, in practice, seldom we encounter such pathological cases, and hence, we can use a heuristic to make the algorithm incur lesser number of similarity comparisons by stopping early. We make use of the early-stop heuristic inside KL-LUCB for our experiments. The

early stopping makes use of an optimistic threshold that is easier to meet than the stopping criterion set by KL-LUCB.

4. Experiments

In this section, we show the benefit of ProtoBandit over SPOTgreedy (Gurumoorthy et al., 2021) in obtaining a good trade-off between the number of distance queries needed and the generalization performance of the obtained prototypes.

We consider the MNIST (LeCun et al., 1998) dataset, which is a collection of 60K images of hand-written digits from 0 to 9, each of size 28×28 pixels. There are two subsets `mnist_train`, and `mnist_test` consisting of 50K and 10K images, respectively. Following Gurumoorthy et al. (2021), we sample 5K points uniformly at random from `mnist_test` and create the source set \mathcal{S} . We create the target set \mathcal{T} from `mnist_test` as follows. First we note, the population of label 5 is 5421, and it is the least among all the labels. Therefore, to create a target set with skew $\theta\%$ we take all the elements of label 5 from `mnist_train` and we uniformly sample its remaining elements leading to a \mathcal{T} of size $(542100/\theta)$. Thus, for $\theta = 10$, the target set \mathcal{T} is completely balanced, while for $\theta = 100$ it consists elements only from label 5. We conduct different experiments by varying $\theta \in \{10, 20, 50, 70, 100\}$, and $k \in \{100, 200, 500\}$. For ProtoBandit, we have used $\epsilon \in \{0.2, 0.4\}$, and $\nu_0 \in \{0.05, 0.09\}$ (at each iteration of ProtoBandit). The results are averaged over ten randomized runs. We use the Euclidean distance as the pair-wise dissimilarity measure d between points and normalize the distances to be in $[0, 1]$.

In our experiments, we consider the setting in which both SPOTgreedy and ProtoBandit select only one element at each iteration, i.e., $r = 1$. We also ensure that both ProtoBandit and SPOTgreedy compute the similarity comparisons on the fly (i.e., they do not memorize the computed similarity comparisons between data points).

The results are shown in Figure 1. For \mathcal{T} with 10% skew (i.e., $\theta = 10$), Figure 1(a) shows that ProtoBandit (for $\epsilon = 0.2$) incurs as little as 1/100-th of the number of similarity comparisons made by SPOTgreedy; however as Figure 1(a) shows the drop in objective value is within only 2%.

We note that the number of distance computations for SPOTgreedy is minimum if it is allowed to memorize all the $|\mathcal{S} \times \mathcal{T}|$ pair-wise similarity values. Let us call this implementation of SPOTgreedy where it is allowed to memorize all these values as SPOT_M. We also compare ProtoBandit with SPOT_M. Figure 1(a) shows the number of incurred distance queries by the proposed ProtoBandit is far less as compared to SPOT_M.

In practice, it is very common that value of the objective is not the final thing that an experimenter seeks. A more sensible way to compare the results is via the accuracy of the selected prototypes. Thanks to Lemma 1, we can now inherit the barycentric projection method from the theory of optimal transport. Following Gurumoorthy et al. (2021), the accuracy of the selected prototypes is measured by using the barycentric mapping for both SPOTgreedy and ProtoBandit. As depicted by Figure 1(c), ProtoBandit achieves a very close accuracy compared to SPOTgreedy. Detailed comparisons between these two algorithms for different values of skew (θ), ϵ , and ν are in Appendix C.

In Appendix D, we present experiments on an additional dataset.

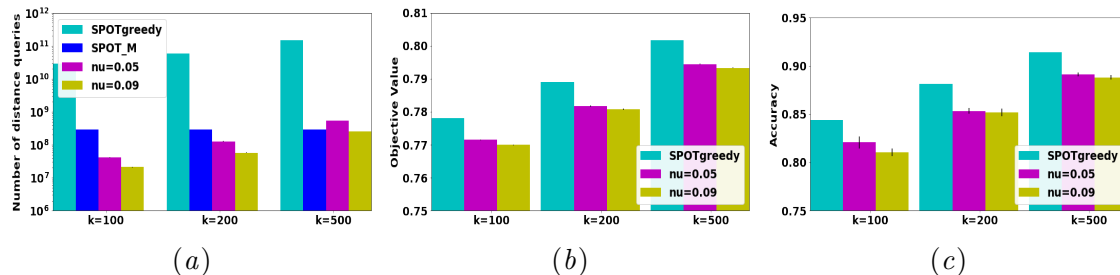


Figure 1: Comparison of SPOTgreedy and ProtoBandit (with $\epsilon = 0.2$) on \mathcal{T} with skew = 10% in terms of (a) number of similarity comparisons; (b) objective value; and (c) generalization performance. SPOT_M in Figure 1(a) is an implementation of SPOTgreedy with all the $|\mathcal{S} \times \mathcal{T}|$ pairwise-similarity values memorized. Our proposed ProtoBandit with different ν values obtain good accuracy at much lower number of similarity comparisons for SPOTgreedy. Compared to SPOT_M, which memorizes all the $|\mathcal{S} \times \mathcal{T}|$ pair-wise similarity values, we see the benefit of ProtoBandit (that never memorizes the similarity values). Here, ν parameter corresponds to per iteration ν_0 of ProtoBandit.

5. Conclusion and Future Work

We have proposed a novel unsupervised algorithm ProtoBandit for the prototype selection problem, which offers a good trade-off between the number of similarity comparisons needed and the quality of prototypes obtained. The key idea is to generalize the popular clustering method PAM (Kaufman and Rousseeuw, 1987) for the prototype selection problem. We introduce two strategies for solving the BUILD step of generalized PAM: first, use of random subset selection (to reduce the search space), and second, using multi-armed bandits based identification of an approximately best candidate. We also provide an approximation guarantee of the prototypical set obtained by the proposed ProtoBandit algorithm. This allows the proposed algorithm ProtoBandit to have an upper bound on the number of similarity comparisons that is independent of target set size $|\mathcal{T}|$ and that scales linearly in source set size $|\mathcal{S}|$. For the case of $\mathcal{T} = \mathcal{S}$, a salient observation is that ProtoBandit approximates the BUILD solution of PAM for the k -medoids clustering problem in $O(k^3|\mathcal{S}|)$ complexity.

Currently, our analysis relies critically on the application of (Hassidim et al., 2020, Theorem 1) for deriving the bounds. It would be interesting to see whether we can tighten the analysis for better bounds. Another research direction would be to analyze the SWAP step of generalized PAM within our framework in order to refine the prototypes obtained. Equally intriguing would be to explore distributed MAB approaches (Mahadik et al., 2020; Li et al., 2016) for the prototype selection problem.

Acknowledgment

We would like to thank Karthik Gurumoorthy for his insightful comments, discussion, and suggestions, especially on highlighting our bounds for the k -medoids problem. We would also like to thank the reviewers for their feedback.

References

- Ashwinkumar Badanidiyuru and Jan Vondrák. Fast algorithms for maximizing submodular functions. In *ACM-SIAM Symposium on Discrete Algorithms*, SODA '14, page 1497–1514. Society for Industrial and Applied Mathematics, 2014.
- Donald A. Berry and Bert Fristedt. *Bandit Problems: Sequential Allocation of Experiments*. Chapman & Hall, 1985.
- Jacob Bien and Robert Tibshirani. Hierarchical clustering with prototypes via minimax linkage. *Journal of the American Statistical Association*, 106(495):1075–1084, 2011a.
- Jacob Bien and Robert Tibshirani. Prototype selection for interpretable classification. *Ann. Appl. Stat.*, 5(4):2403–2424, 2011b.
- Koby Crammer, Ran Gilad-Bachrach, Amir Navot, and Naftali Tishby. Margin analysis of the lvq algorithm. In *NeurIPS*, 2002.
- Eyal Even-Dar, Shie Mannor, and Yishay Mansour. PAC bounds for multi-armed bandit and Markov Decision Processes. In *Proc. COLT 2002*, pages 255–270. Springer, 2002.
- Eyal Even-Dar, Shie Mannor, and Yishay Mansour. Action elimination and stopping conditions for the multi-armed bandit and reinforcement learning problems. *J. Mach. Learn. Res.*, 7:1079–1105, 2006.
- Karthik S. Gurumoorthy, Amit Dhurandhar, Guillermo Cecchi, and Charu Aggarwal. Efficient data representation by selecting prototypes with importance weights. In *IEEE ICDM*, pages 260–269, 2019.
- Karthik S. Gurumoorthy, Pratik Jawanpuria, and Bamdev Mishra. SPOT: A framework for selection of prototypes using optimal transport. In *ECML PKDD*, 2021.
- Avinatan Hassidim, Ron Kupfer, and Yaron Singer. An optimal elimination algorithm for learning a best arm. In *Advances in Neural Information Processing Systems*, volume 33, pages 10788–10798. Curran Associates, Inc., 2020.
- Kevin G. Jamieson, Matthew Malloy, Robert Nowak, and Sébastien Bubeck. lil' UCB : An optimal exploration algorithm for multi-armed bandits. In *Proc. COLT 2014*, pages 423–439, 2014.
- Shivaram Kalyanakrishnan, Ambuj Tewari, Peter Auer, and Peter Stone. PAC subset selection in stochastic multi-armed bandits. In *Proc. ICML 2012*, 2012.
- Zohar Karnin, Tomer Koren, and Oren Somekh. Almost optimal exploration in multi-armed bandits. In *Proc. ICML 2013*, volume 28, pages 1238–1246. PMLR, 2013.
- Leonard Kaufman and Peter J. Rousseeuw. Clustering by means of medoids. *Statistical Data Analysis Based on the L1 Norm and Related Methods*, pages 405–416, 1987.
- Leonard Kaufman and Peter J. Rousseeuw. *Partitioning Around Medoids (Program PAM)*, chapter 2, pages 68–125. John Wiley & Sons, Ltd, 1990. ISBN 9780470316801.

- Leonard Kaufman and Peter J. Rousseeuw. *Finding Groups in Data: An Introduction to Cluster Analysis*. John Wiley & Sons, Inc., 2009.
- Emilie Kaufmann and Shivaram Kalyanakrishnan. Information complexity in bandit subset selection. In *Proc. COLT 2013*, volume 30, pages 228–251. JMLR, 2013.
- Been Kim, Cynthia Rudin, and Julie Shah. The Bayesian case model: A generative approach for case-based reasoning and prototype classification. In *NeurIPS*, 2014.
- Been Kim, Rajiv Khanna, and Oluwasanmi O Koyejo. Examples are not enough, learn to criticize! criticism for interpretability. In *NeurIPS*, 2016.
- Pang Wei Koh and Percy Liang. Understanding black-box predictions via influence functions. In *ICML*, 2017.
- Alex Krizhevsky. Learning multiple layers of features from tiny images. Technical report, Univ. Toronto, 2009.
- James Leahy. Targeted consumer involvement: An integral part of successful new product development. *Research-Technology Management*, 56, 07 2013.
- Yann LeCun, Léon Bottou, Yoshua Bengio, and Patrick Haffner. Gradient-based learning applied to document recognition. *Proceedings of the IEEE*, 86(11):2278–2324, November 1998.
- Jure Leskovec, Anand Rajaraman, and Jeffrey D. Ullman. *Mining of Massive Datasets*. Cambridge University Press, 2020.
- Shuai Li, Alexandros Karatzoglou, and Claudio Gentile. Collaborative filtering bandits. In *Proceedings of the 39th International ACM SIGIR conference on Research and Development in Information Retrieval*, pages 539–548, 2016.
- Pantelis Linardatos, Vasilis Papastefanopoulos, and Sotiris Kotsiantis. Explainable ai: A review of machine learning interpretability methods. *Entropy*, 23(1), 2021. ISSN 1099-4300.
- Kanak Mahadik, Qingyun Wu, Shuai Li, and Amit Sabne. Fast distributed bandits for online recommendation systems. In *Proceedings of the 34th ACM International Conference on Supercomputing*, 2020.
- Shie Mannor and John N. Tsitsiklis. The sample complexity of exploration in the multi-armed bandit problem. *JMLR*, 5:623–648, 2004.
- Michel Minoux. Accelerated greedy algorithms for maximizing submodular set functions. In *Optimization techniques*, pages 234–243. Springer, 1978.
- Baharan Mirzasoleiman, Ashwinkumar Badanidiyuru, Amin Karbasi, Jan Vondrák, and Andreas Krause. Lazier than lazy greedy. In *AAAI*, 2015.
- R.T. Ng and Jiawei Han. Clarans: a method for clustering objects for spatial data mining. *IEEE Transactions on Knowledge and Data Engineering*, 14(5):1003–1016, 2002.

- J Arturo Olvera-López, J Ariel Carrasco-Ochoa, and J Fco Martínez-Trinidad. Prototype selection via prototype relevance. In *Progress in Pattern Recognition, Image Analysis and Applications*, pages 153–160. Springer Berlin Heidelberg, 2008.
- Arghya Roy Chaudhuri and Shivaram Kalyanakrishnan. PAC identification of many good arms in stochastic multi-armed bandits. In *International Conference on Machine Learning*, 2019.
- Arghya Roy Chaudhuri, Pratik Jawanpuria, and Bamdev Mishra. ProtoBandit: Efficient prototype selection via multi-armed bandits. In *ACML*, 2022.
- Erich Schubert and Peter J. Rousseeuw. Faster k-Medoids clustering: Improving the PAM, CLARA, and CLARANS algorithms. In *International Conference on Similarity Search and Applications*, 2019.
- Himanshu Suyal and Avtar Singh. *Improving multi-label classification in prototype selection scenario*, chapter 6, pages 103–119. John Wiley & Sons, Ltd, 2021. ISBN 9781119818717.
- Mo Tiwari, Martin J Zhang, James Mayclin, Sebastian Thrun, Chris Piech, and Ilan Shomorony. Banditpam: Almost linear time k-medoids clustering via multi-armed bandits. In *Advances in Neural Information Processing Systems*, 2020.
- Kai Wei, Rishabh Iyer, and Jeff Bilmes. Fast multi-stage submodular maximization. In *International Conference on Machine Learning*, 2014.
- Kai Wei, Rishabh Iyer, and Jeff Bilmes. Submodularity in data subset selection and active learning. In *ICML*, 2015.
- Mark Weiser. Programmers use slices when debugging. *Comm. ACM*, 25(7):446–452, 1982.
- Paul Wohlhart, Martin Kostinger, Michael Donoser, Peter M Roth, and Horst Bischof. Optimizing 1-nearest prototype classifiers. In *CVPR*, 2013.
- Chih-Kuan Yeh, Joon Kim, Ian En-Hsu Yen, and Pradeep K Ravikumar. Representer point selection for explaining deep neural networks. In *NeurIPS*, 2018.
- A. V. Zuhba. NP-completeness of the problem of prototype selection in the nearest neighbor method. *Pattern Recognition and Image Analysis*, 20:484–494, 12 2010.

Appendix A. Generalized PAM Algorithm for Prototype Selection

- As defined in Equation 2, let D_j be the dissimilarity between a point j and the closest object in \mathcal{M} , i.e.

$$D_j = \min_{i \in \mathcal{M}} \{d(j, i)\}. \quad (13)$$

- Let, E_j be the be the dissimilarity between a point j and the *second* closest object in \mathcal{S} , i.e., $E_j = \min_{s \in \mathcal{S} \setminus \{\arg \min_{c \in \mathcal{M}} \{d(j, c)\}\}} \{d(j, s)\}$.

Algorithm 4 Generalized PAM algorithm for prototype selection

Input : Problem instance given by $(\mathcal{S}, \mathcal{T}, \mathbf{q}, d, k)$, and a pair of positive integers $r, l \in \{1, \dots, k\}$.

Output: A set \mathcal{M} , such that $|\mathcal{M}| = k$

Initialization: For each $j \in \mathcal{T}$, set $D_j = \infty$.

begin BUILD Step:

In this step we apply greedy strategy to choose an initial set of k points, in other words, an initial set of medoids. $\mathcal{M} = \emptyset$ **while** $|\mathcal{M}| < k$ **do**

 Define vector g with entries

$$g_i = \sum_{j \in \mathcal{T}} q_j \max\{D_j - d(j, i), 0\}, \forall i \in \mathcal{S} \setminus \mathcal{M}. \quad (14)$$

if $\forall i \in \mathcal{S}, g_i = 0$ **then** // no meaningful medoid to add

 | $Q \stackrel{\text{def}}{=} \text{Choose } r \text{ elements from } \mathcal{S} \setminus \mathcal{M} \text{ at random}$

else

 | $Q \stackrel{\text{def}}{=} \text{Set of indices of top } r \text{ largest non-zero elements in } g = \{g_i\}_{i=1}^{|\mathcal{S} \setminus \mathcal{M}|}$

end

$\mathcal{M} = \mathcal{M} \cup Q$ Update D_j , and E_j for all $j \in \mathcal{T}$.

end

end

begin SWAP Step: or refinement step

for $(i, h) \in \mathcal{S} \times \{\mathcal{S} \setminus \mathcal{M}\}$ **do**

$$\text{compute } K_{jih} = \begin{cases} \min\{d(j, h) - D_j, 0\} \forall j \in \mathcal{T}, \text{ where } d(j, i) > D_j \\ \min\{d(j, h) - E_j, 0\} \forall j \in \mathcal{T}, \text{ where } d(j, i) = D_j \end{cases}$$

$$T_{ih} = \sum_{j \in \mathcal{T}} q_j K_{jih}$$

end

 For l different $h \in \{\mathcal{S} \setminus \mathcal{M}\}$, select pairs $(i, h) \in \mathcal{S} \times \{\mathcal{S} \setminus \mathcal{M}\}$ that minimize T_{ih} .

end

if $T_{ih} < 0$ **then**

 | Swap i with h .

else // value of the objective cannot be decreased

 | **return** \mathcal{M}

end

Appendix B. Proof of Lemma 1

SPOTgreedy at its core chooses medoids by solving the following optimisation problem given by Equation 3. Assuming $f(\emptyset) = 0$, defined in Equation 3, and noting that due to $d : \mathcal{T} \times \mathcal{S} \mapsto [0, 1]$, β_i (in Algorithm 5) lies within $[0, 1]$ we restate SPOTgreedy (Gurumoorthy et al., 2021) in Algorithm 5.

Algorithm 5 SPOTgreedy (Gurumoorthy et al., 2021)

Input : Problem instance given by $(\mathcal{S}, \mathcal{T}, \mathbf{q}, d, k)$, and a positive integer $r \leq k$.

Output: A set \mathcal{M} , such that $|\mathcal{M}| = k$

while $|\mathcal{M}| < k$ **do**

 Define gain vector β with entries

$$\beta_i = f(\mathcal{M} \cup \{i\}) - f(\mathcal{M}), \forall i \in \mathcal{S} \setminus \mathcal{M}, \quad (15)$$

 where $f : \mathcal{S} \mapsto [0, +\infty)$ is defined in Equation 3.

if $\forall i \in \mathcal{S}, \beta_i = 0$ **then** // no potential prototype to add

 | $Q \stackrel{\text{def}}{=} \text{Choose } r \text{ elements from } \mathcal{S} \setminus \mathcal{M} \text{ at random}$

else

 | $Q \stackrel{\text{def}}{=} \text{Set of indices of top } r \text{ largest non-zero elements in } \beta = \{\beta_i\}_{i=1}^{|\mathcal{S} \setminus \mathcal{M}|}$

end

$\mathcal{M} = \mathcal{M} \cup Q$

end

Proof Let, at the beginning of some iteration t , the set of points already chosen by SPOTgreedy (Algorithm 5) and Algorithm 1 be identical, and let it be \mathcal{M}_t . We note, such t exists; for example, at beginning of the very first iteration ($t = 1$), $\mathcal{M}_t = \{\emptyset\}$. Now, to prove the lemma, it will suffice to prove that, g_i on the LHS of Equation 1 is identical to β_i on the LHS of Equation 15.

We note, for all $i \in \mathcal{S} \setminus \mathcal{M}$, we have

$$\begin{aligned}
 \beta_i &= f(\mathcal{M}_t \cup \{i\}) - f(\mathcal{M}_t) \\
 &= \sum_{j \in \mathcal{T}} q_j \max_{i \in \mathcal{M}_t \cup \{i\}} Z_{ji} - \sum_{j \in \mathcal{T}} q_j \max_{i \in \mathcal{M}_t} Z_{ji} && \text{[using Equation 3],} \\
 &= \sum_{j \in \mathcal{T}} q_j \max_{i \in \mathcal{M}_t \cup \{i\}} (C - d(j, i)) - \sum_{j \in \mathcal{T}} q_j \max_{i \in \mathcal{M}_t} (C - d(j, i)) && \text{[using Equation 4],} \\
 &= \sum_{j \in \mathcal{T}} q_j \left(\max_{i \in \mathcal{M}_t \cup \{i\}} (C - d(j, i)) - \max_{i \in \mathcal{M}_t} (C - d(j, i)) \right), && \text{[changing difference of sums} \\
 &&& \text{to sum of differences],} \\
 &= \sum_{j \in \mathcal{T}} q_j \left(C + \max_{i \in \mathcal{M}_t \cup \{i\}} (-d(j, i)) - C - \max_{i \in \mathcal{M}_t} (-d(j, i)) \right) && \text{[}\cdot C \text{ is a constant],} \\
 &= \sum_{j \in \mathcal{T}} q_j \left(\max_{i \in \mathcal{M}_t \cup \{i\}} (-d(j, i)) - \max_{i \in \mathcal{M}_t} (-d(j, i)) \right) && \text{[}\cdot C \text{ is a constant],} \\
 &= \sum_{j \in \mathcal{T}} q_j \left(- \min_{i \in \mathcal{M}_t \cup \{i\}} (d(j, i)) + \min_{i \in \mathcal{M}_t} (d(j, i)) \right) && \text{[exchanging order of} \\
 &&& \text{max and ‘-’ sign],} \\
 &= \sum_{j \in \mathcal{T}} q_j \left(\min_{i \in \mathcal{M}_t} d(j, i) - \min_{i \in \mathcal{M}_t \cup \{i\}} d(j, i) \right) && \text{[rearranging the terms],} \\
 &= \sum_{j \in \mathcal{T}} q_j \left(D_j - \min_{i \in \mathcal{M}_t \cup \{i\}} d(j, i) \right) && \text{[using } \mathcal{M} = \mathcal{M}_t \text{ at} \\
 &&& \text{Equation 2],} \\
 &= \begin{cases} \sum_{j \in \mathcal{T}} q_j (D_j - d(j, i)) & \text{if } D_j > d(j, i), \\ 0 & \text{otherwise,} \end{cases} \\
 &= \sum_{j \in \mathcal{T}} q_j \max(D_j - d(j, i), 0), \\
 &= g_i && \text{[using Equation 1 in]} \\
 &&& \text{Algorithm 1].}
 \end{aligned}$$

Therefore, for any given problem instance $(\mathcal{S}, \mathcal{T}, \mathbf{q}, d, k)$, for the same value of the input parameter r , the output of SPOTgreedy is identical to the output of Algorithm 1. \blacksquare

Appendix C. Additional Experiments on MNIST Dataset

C.1. Comparison of performance of ProtoBandit (with $\epsilon = 0.2$) against SPOTgreedy

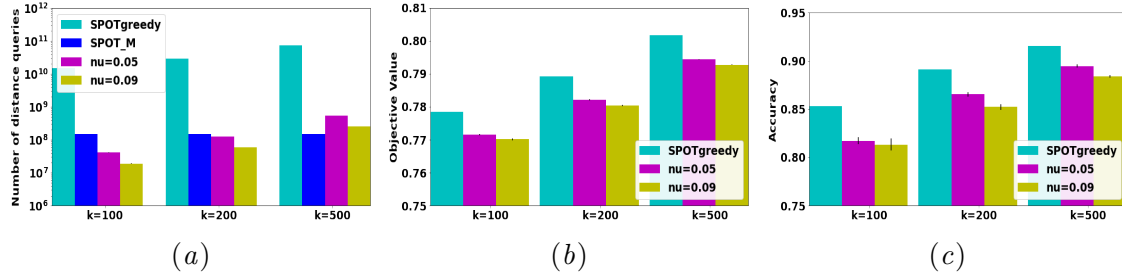


Figure 2: Comparison of number of similarity comparisons, objective value, and achieved accuracy by SPOTgreedy and ProtoBandit (with $\epsilon = 0.2$) on Target with skew = 20%. SPOT_M is an implementation of SPOTgreedy with all the $|\mathcal{S} \times \mathcal{T}|$ pairwise-similarity values memorised. For details, see Section 4.

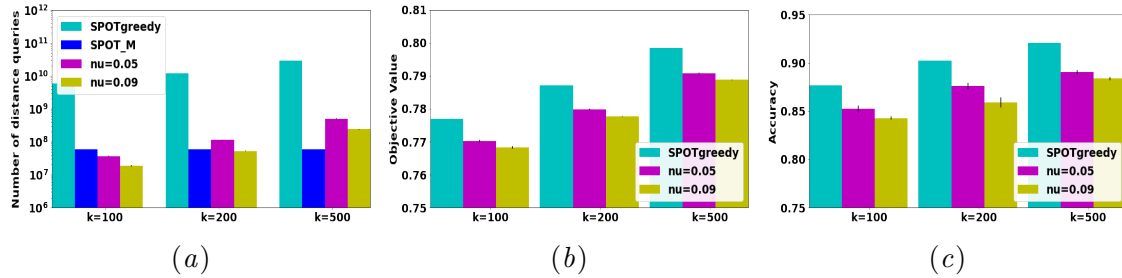


Figure 3: Comparison of number of similarity comparisons, objective value, and achieved accuracy by SPOTgreedy and ProtoBandit (with $\epsilon = 0.2$) on Target with skew = 50%. SPOT_M is an implementation of SPOTgreedy with all the $|\mathcal{S} \times \mathcal{T}|$ pairwise-similarity values memorised. For details, see Section 4.

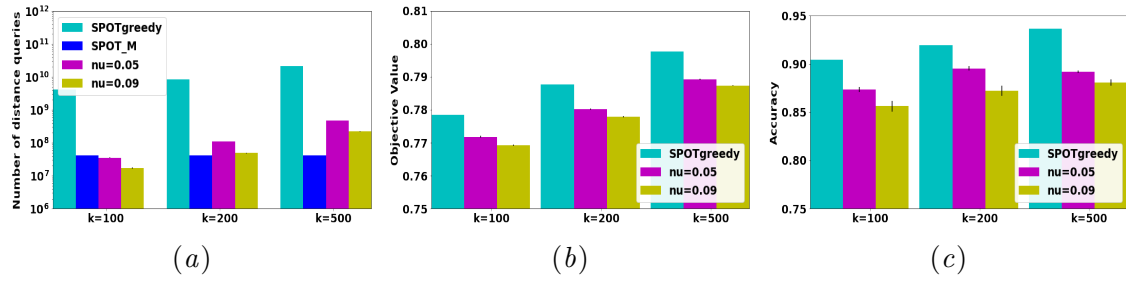


Figure 4: Comparison of number of similarity comparisons, objective value, and achieved accuracy by SPOTgreedy and ProtoBandit (with $\epsilon = 0.2$) on Target with skew = 70%. SPOT_M is an implementation of SPOTgreedy with all the $|\mathcal{S} \times \mathcal{T}|$ pairwise-similarity values memorised. For details, see Section 4.

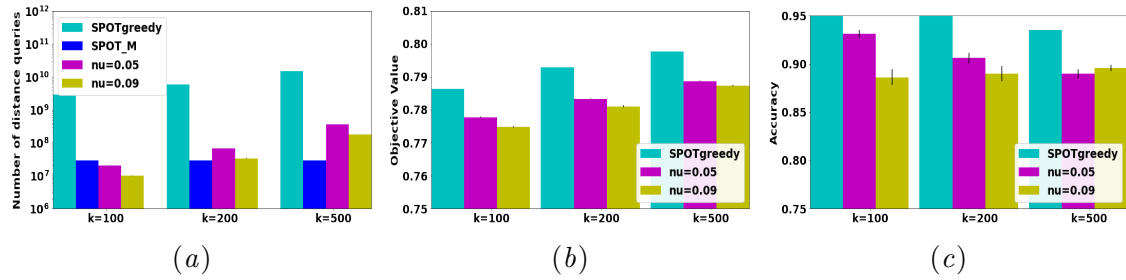


Figure 5: Comparison of number of similarity comparisons, objective value, and achieved accuracy by SPOTgreedy and ProtoBandit (with $\epsilon = 0.2$) on Target with skew = 100%. SPOT_M is an implementation of SPOTgreedy with all the $|\mathcal{S} \times \mathcal{T}|$ pairwise-similarity values memorised. For details, see Section 4.

C.2. Comparison of performance of ProtoBandit (with $\epsilon = 0.4$) against SPOTgreedy and SPOT_M

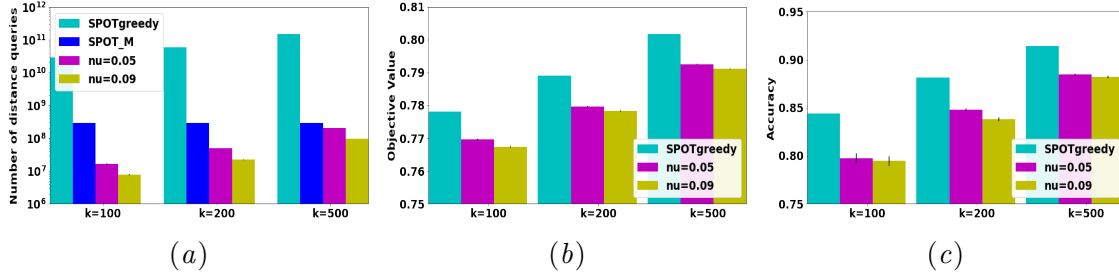


Figure 6: Comparison of number of similarity comparisons, objective value, and achieved accuracy by SPOTgreedy and ProtoBandit (with $\epsilon = 0.4$) on Target with skew = 10%. SPOT_M is an implementation of SPOTgreedy with all the $|\mathcal{S} \times \mathcal{T}|$ pairwise-similarity values memorised. For details, see Section 4.

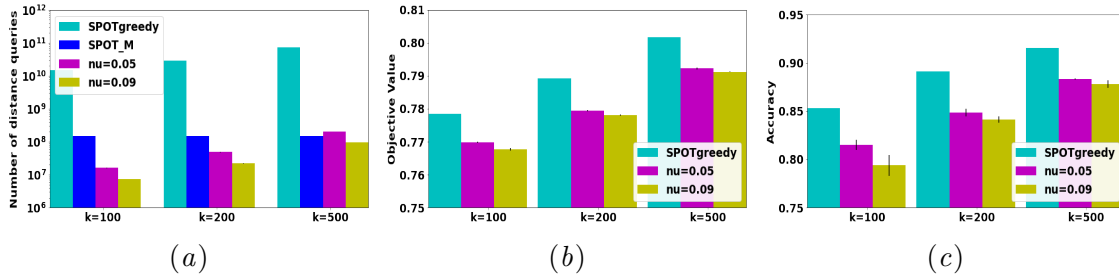


Figure 7: Comparison of number of similarity comparisons, objective value, and achieved accuracy by SPOTgreedy and ProtoBandit (with $\epsilon = 0.4$) on Target with skew = 20%. SPOT_M is an implementation of SPOTgreedy with all the $|\mathcal{S} \times \mathcal{T}|$ pairwise-similarity values memorised. For details, see Section 4.

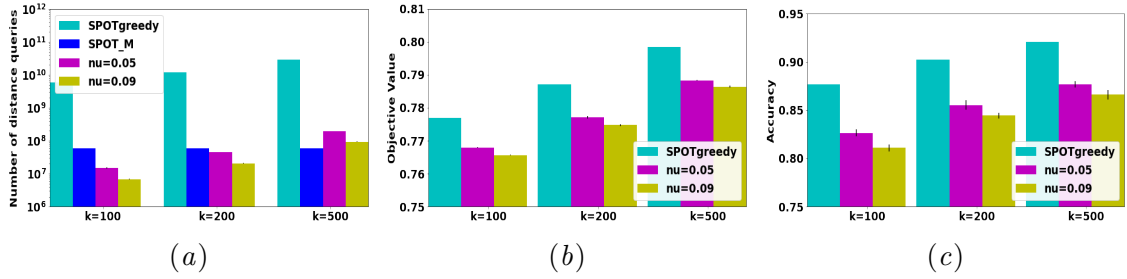


Figure 8: Comparison of number of similarity comparisons, objective value, and achieved accuracy by SPOTgreedy and ProtoBandit (with $\epsilon = 0.4$) on Target with skew = 50%. SPOT_M is an implementation of SPOTgreedy with all the $|\mathcal{S} \times \mathcal{T}|$ pairwise-similarity values memorised. For details, see Section 4.

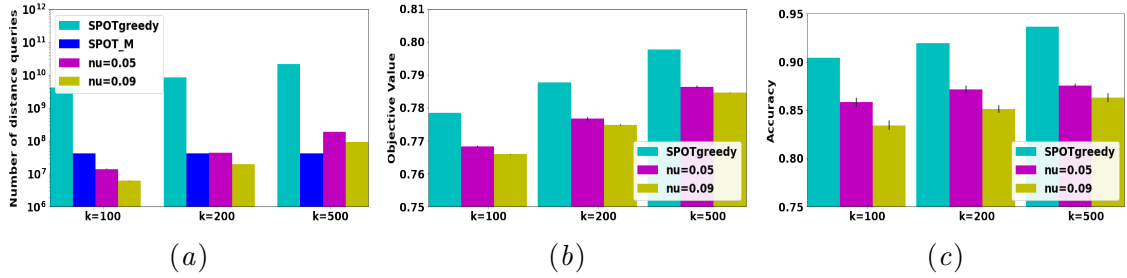


Figure 9: Comparison of number of similarity comparisons, objective value, and achieved accuracy by SPOTgreedy and ProtoBandit (with $\epsilon = 0.4$) on Target with skew = 70%. SPOT_M is an implementation of SPOTgreedy with all the $|\mathcal{S} \times \mathcal{T}|$ pairwise-similarity values memorised. For details, see Section 4.

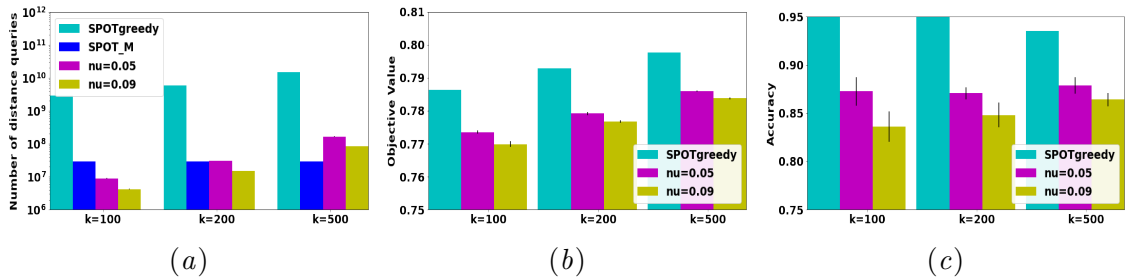


Figure 10: Comparison of number of similarity comparisons, objective value, and achieved accuracy by SPOTgreedy and ProtoBandit (with $\epsilon = 0.4$) on Target with skew = 100%. SPOT_M is an implementation of SPOTgreedy with all the $|\mathcal{S} \times \mathcal{T}|$ pairwise-similarity values memorised. For details, see Section 4.

Appendix D. Experiment on CIFAR-10 Dataset

We run experiments on the CIFAR-10 dataset (Krizhevsky, 2009). The dataset consists 60000 color images from 10 classes. Each image is of size 32×32 pixels, with 6000 images per class. The dataset is split into training and test sets consisting of 50 000 and 10 000 images, respectively. We have assumed the training and the test set as the target and source sets, respectively. For the sake of better representation, we convert these images into gray-scale followed by PCA and choosing the first 161 dimensions to cover the 95% variance. Just like the MNIST data, here too we use the Euclidean distance (normalized within $[0,1]$) as the pair-wise dissimilarity measure d .

We observe that ProtoBandit achieves a very close objective value as compared to SPOT-greedy, but incurs only 1/100-th of the number of similarity queries.

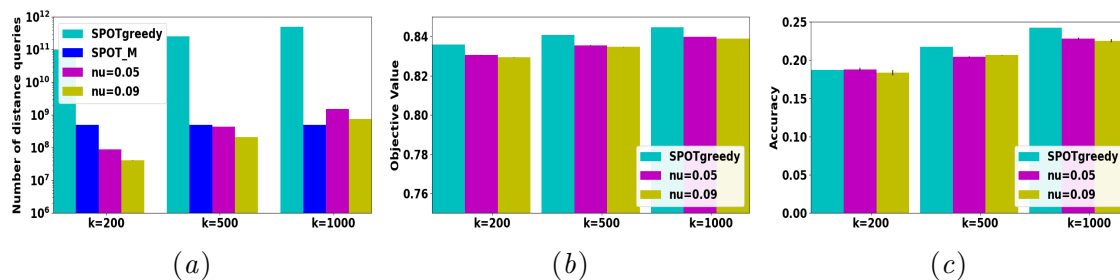


Figure 11: Comparison of SPOTgreedy and ProtoBandit (with $\epsilon = 0.2$) on \mathcal{T} on the CIFAR-10 dataset in terms of (a) number of similarity comparisons; (b) objective value; and (c) generalization performance. SPOT_M in Figure 11(a) is an implementation of SPOTgreedy with all the $|\mathcal{S} \times \mathcal{T}|$ pairwise-similarity values memorized. Our proposed ProtoBandit with different ν values obtain good accuracy at much lower number of similarity comparisons for SPOTgreedy. Compared to SPOT_M, which memorizes all the $|\mathcal{S} \times \mathcal{T}|$ pair-wise similarity values, we see the benefit of ProtoBandit (that never memorizes the similarity values).