

MOAT: ALTERNATING MOBILE CONVOLUTION AND ATTENTION BRINGS STRONG VISION MODELS

Chenglin Yang^{1*}, Siyuan Qiao², Qihang Yu¹, Xiaoding Yuan¹, Yukun Zhu²,
Alan Yuille¹, Hartwig Adam², Liang-Chieh Chen²

¹The Johns Hopkins University

²Google Research

ABSTRACT

This paper presents MOAT, a family of neural networks that build on top of **MO**bile convolution (*i.e.*, inverted residual blocks) and **AT**tention. Unlike the current works that stack separate mobile convolution and transformer blocks, we effectively merge them into a MOAT block. Starting with a standard Transformer block, we replace its multi-layer perceptron with a mobile convolution block, and further reorder it before the self-attention operation. The mobile convolution block not only enhances the network representation capacity, but also produces better downsampled features. Our conceptually simple MOAT networks are surprisingly effective, achieving 89.1% top-1 accuracy on ImageNet-1K with ImageNet-22K pretraining. Additionally, MOAT can be seamlessly applied to downstream tasks that require large resolution inputs by simply converting the global attention to window attention. Thanks to the mobile convolution that effectively exchanges local information between pixels (and thus cross-windows), MOAT does not need the extra window-shifting mechanism. As a result, on COCO object detection, MOAT achieves 59.2% AP^{box} with 227M model parameters (single-scale inference, and hard NMS), and on ADE20K semantic segmentation, MOAT attains 57.6% mIoU with 496M model parameters (single-scale inference). Finally, the tiny-MOAT family, obtained by simply reducing the channel sizes, also surprisingly outperforms several mobile-specific transformer-based models on ImageNet. We hope our simple yet effective MOAT will inspire more seamless integration of convolution and self-attention. Code is made publicly available.¹

1 INTRODUCTION

The vision community has witnessed the prevalence of self-attention (Bahdanau et al., 2015) and Transformers (Vaswani et al., 2017). The success of Transformers in natural language processing motivates the creation of their variants for vision recognition. The Vision Transformer (ViT) (Dosovitskiy et al., 2021) has great representation capacity with global receptive field. However, it requires pretraining on a large-scale proprietary dataset (Sun et al., 2017). Its unsatisfying performance, when trained with a small number of images, calls for the need of better training recipes (Touvron et al., 2021a; Steiner et al., 2021) or architectural designs (Liu et al., 2021; Graham et al., 2021). On the other hand, ConvNet has been the dominant network choice since the advent of AlexNet (Krizhevsky et al., 2012) in 2012. Vision researchers have condensed the years of network design experience into multiple principles, and have started to incorporate them to vision transformers. For example, there are some works adopting the ConvNet’s hierarchical structure to extract multi-scale features for vision transformers (Liu et al., 2021; Fan et al., 2021; Wang et al., 2022), and others proposing to integrate the translation equivariance of convolution into transformers (Graham et al., 2021; d’Ascoli et al., 2021; Xiao et al., 2021).

Along the same direction of combining the best from Transformers and ConvNets, CoAtNet (Dai et al., 2021) and MobileViT (Mehta & Rastegari, 2022a) demonstrate outstanding performance by stacking Mobile Convolution (MBCConv) blocks (*i.e.*, inverted residual blocks (Sandler et al., 2018))

*Work done while an intern at Google.

¹Official code in TensorFlow: <https://github.com/google-research/deeplab2>

and Transformer blocks (*i.e.*, a self-attention layer and a Multi-Layer Perceptron (MLP)). However, both works focus on the macro-level network design. They consider MBConv and Transformer blocks as individual separate ones, and systematically study the effect of stacking them to strike a better balance between the remarkable efficiency of MBConv and strong capacity of Transformer.

In this work, on the contrary, we study the *micro-level* building block design by taking a deeper look at the combination of MBConv and Transformer blocks. We make two key observations after a careful examination of those blocks. First, the MLP module in Transformer block is similar to MBConv, as both adopt the inverted bottleneck design. However, MBConv is a more powerful operation by employing one extra 3×3 depthwise convolution (to encode local interaction between pixels), and more activation (Hendrycks & Gimpel, 2016) and normalization (Ioffe & Szegedy, 2015) are employed between convolutions. Second, to extract multi-scale features using Transformer blocks, one may apply the average-pooling (with stride 2) to input features before the self-attention layer. However, the pooling operation reduces the representation capacity of self-attention. Our observations motivate us to propose a novel **MO**bile convolution with **AT**tention (MOAT) block, which efficiently combines MBConv and Transformer blocks. The proposed MOAT block modifies the Transformer block by first replacing its MLP with a MBConv block, and then reversing the order of attention and MBConv. The replacement of MLP with MBConv brings more representation capacity to the network, and reversing the order (MBConv comes before self-attention) delegates the downsampling duty to the strided depthwise convolution within the MBConv, learning a better downsampling kernel.

We further develop a family of MOAT models by stacking and increasing the channels of network blocks. Surprisingly, our extremely *simple* design results in a remarkable impact. On the challenging ImageNet-1K classification benchmark (Russakovsky et al., 2015), our model (190M parameters) achieves 86.7% top-1 accuracy without extra data. When further pretraining on ImageNet-22K, our best model (483M parameters) attains 89.1% top-1 accuracy, setting a new state-of-the-art.

Additionally, MOAT can be *seamlessly* deployed to downstream tasks that require large resolution inputs by simply converting the global attention to non-overlapping local window attention. Thanks to the MBConv that effectively exchanges local information between pixels (enabling cross-window propagation), MOAT does not need the extra window-shifting mechanism (Liu et al., 2021). As a result, on COCO object detection (Lin et al., 2014) and ADE20K semantic segmentation (Zhou et al., 2019), MOAT shows superior performances. Specifically, on COCO object detection, our best model (227M parameters), achieves 59.2% AP^{box} with single-scale inference and hard NMS, setting a new state-of-the-art in the regime of model size 200M with Cascade Mask R-CNN (Cai & Vasconcelos, 2018; He et al., 2017). On ADE20K semantic segmentation, our best model (496M parameters), adopting DeepLabv3+ (Chen et al., 2018), attains 57.6% mIoU with single-scale inference, also setting a new state-of-the-art in the regime of models using input size 641×641 .

Finally, to explore the scalability of MOAT models, we *simply* scale down the models by reducing the channel sizes (without any other change), resulting in the tiny-MOAT family, which also surprisingly outperforms mobile-specific transformer-based models, such as MobileFormer (Chen et al., 2022b) and MobileViTs (Mehta & Rastegari, 2022a;b). Specifically, in the regime of model parameters 5M, 10M, and 20M, our tiny MOAT outperforms the concurrent MobileViTv2 (Mehta & Rastegari, 2022b) by 1.1%, 1.3%, and 2.0% top-1 accuracy on ImageNet-1K classification benchmark.

In summary, our method advocates the design principle of simplicity. Without inventing extra complicated operations, the proposed MOAT block effectively merges the strengths of both mobile convolution and self-attention into one block by a careful redesign. Despite its conceptual simplicity, impressive results have been obtained on multiple core vision recognition tasks. We hope our study will inspire future research on seamless integration of convolution and self-attention.

2 METHOD

Herein, we review the Mobile Convolution (MBConv) (Sandler et al., 2018) and Transformer (Vaswani et al., 2017) blocks before introducing the proposed MOAT block. We then present MOAT, a family of neural networks, targeting at different trade-offs between accuracy and model complexity.

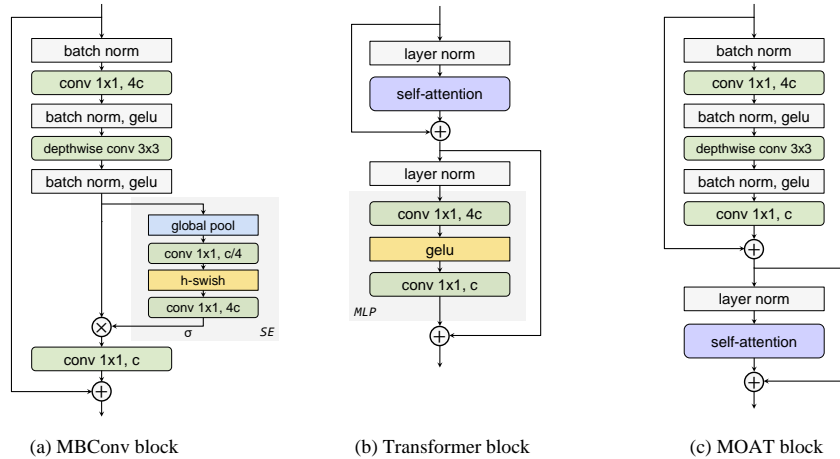


Figure 1: **Block comparison.** (a) The MBConv block (Sandler et al., 2018) employs the inverted bottleneck design with depthwise convolution and squeeze-and-excitation (Hu et al., 2018) applied to the expanded features. (b) The Transformer block (Vaswani et al., 2017) consists of a self-attention module and a MLP module. (c) The proposed MOAT block effectively combines them. The illustration assumes the input tensor has channels c .

2.1 MOBILE CONVOLUTION AND TRANSFORMER BLOCKS

MBConv block. Also known as the inverted residual block, the Mobile Convolution (MBConv) (Sandler et al., 2018) block (Fig. 1 (a)) is an effective building block that has been widely used in mobile models (Howard et al., 2019; Mehta & Rastegari, 2022a) or efficient models (Tan & Le, 2019; Dai et al., 2021). Unlike the bottleneck block in ResNet (He et al., 2016a), the MBConv block employs the design of an “inverted bottleneck”, together with the efficient depthwise convolution (Howard et al., 2017). Specifically, a 1×1 convolution is first applied to expand the input channels by a factor of 4. Then, a 3×3 depthwise convolution is used to effectively capture the local spatial interactions between pixels. Finally, the features are projected back to the original channel size via a 1×1 convolution, enabling a residual connection (He et al., 2016a). An optional Squeeze-and-Excitation (SE) (Hu et al., 2018) module (which uses the global information to re-weight the channel activation) may also be used after the depthwise convolution, following MobileNetV3 (Howard et al., 2019). Note that one could tune the channel expansion ratio and depthwise convolution kernel size for better performance. We fix them throughout the experiments for simplicity.

Formally, given an input tensor $x \in \mathbb{R}^{H \times W \times C}$ (H, W, C are its height, width, and channels), the MBConv block is represented as follows:

$$\mathbf{MBConv}(x) = x + (\mathcal{N}_2 \circ \mathcal{S} \circ \mathcal{D} \circ \mathcal{N}_1)(\text{BN}(x)), \quad (1)$$

$$\mathcal{N}_1(x) = \text{GeLU}(\text{BN}(\mathbf{Conv}(x))), \quad (2)$$

$$\mathcal{D}(x) = \text{GeLU}(\text{BN}(\mathbf{DepthConv}(x))), \quad (3)$$

$$\mathcal{S}(x) = \sigma(\text{MLP}(\text{GAP}(x))) \cdot x, \quad (4)$$

$$\mathcal{N}_2(x) = \mathbf{Conv}(x), \quad (5)$$

where BN, GeLU, GAP, and MLP stand for Batch Normalization (Ioffe & Szegedy, 2015), Gaussian error Linear Unit (Hendrycks & Gimpel, 2016), Global Average Pooling, and Multi-Layer Perceptron (with reduction ratio 4 and hard-swish (Ramachandran et al., 2017)), respectively. The MBConv block consists of four main functions: \mathcal{N}_1 , \mathcal{D} , \mathcal{S} , and \mathcal{N}_2 , which correspond to the 1×1 convolution for channel expansion (by $4\times$), 3×3 depthwise convolution, squeeze-and-excitation (Hu et al., 2018) (σ is the sigmoid function), and 1×1 convolution for channel projection (by $4\times$), respectively.

Transformer block. The Transformer (Vaswani et al., 2017) block (Fig. 1 (b)) is a powerful building block that effectively captures the global information via the data-dependent self-attention operation. It consists of two main operations: self-attention and MLP. The self-attention operation computes the attention map based on the pairwise similarity between every pair of pixels in the input tensor, thus enabling the model’s receptive field to encompass the entire spatial domain. Additionally,

the attention map dynamically depends on the input, enlarging the model’s representation capacity (unlike the convolution kernels, which are data-independent). The MLP operation contains two 1×1 convolutions, where the first one expands the channels (by $4\times$), the second one shrinks back the channels, and GeLU non-linearity is used in-between.

Formally, given an input tensor $x \in \mathbb{R}^{H \times W \times C}$, the Transformer block is represented as follows:

$$\mathbf{Transformer}(x) = x + (\mathcal{M}_2 \circ \mathcal{M}_1 \circ \mathbf{Attn})(\text{LN}(x)), \quad (6)$$

$$\mathcal{M}_1(x) = \mathbf{GeLU}(\mathbf{Conv}(\text{LN}(x))), \quad (7)$$

$$\mathcal{M}_2(x) = \mathbf{Conv}(x), \quad (8)$$

where LN and Attn denote the Layer Normalization (Ba et al., 2016), and self-attention (Vaswani et al., 2017). The self-attention operation also includes a residual connection (He et al., 2016a), which is not shown in the equations for simplicity, while the MLP operation is represented by two functions \mathcal{M}_1 and \mathcal{M}_2 , which correspond to the 1×1 convolution for channel expansion (by $4\times$) and 1×1 convolution for channel projection, respectively.

2.2 MOBILE CONVOLUTION WITH ATTENTION (MOAT) BLOCK

Comparing MBConv and Transformer blocks. Before getting into the architecture of our MOAT block, it is worthwhile to compare the MBConv (Sandler et al., 2018) and Transformer (Vaswani et al., 2017) blocks, which helps to understand our design motivations. Specifically, we make the following key observations.

First, both MBConv and Transformer blocks advocate the “inverted bottleneck” design, where the channels of input tensors are expanded and then projected by 1×1 convolutions. However, MBConv additionally employs a 3×3 depthwise convolution between those two 1×1 convolutions, and there are both batch normalization and GeLU activation between the convolutions.

Second, to capture the global information, the MBConv block may employ a Squeeze-and-Excitation (SE) module, while the Transformer block adopts the self-attention operation. Note that the SE module squeezes the spatial information via a global average pooling, while the self-attention module maintains the tensor’s spatial resolution.

Third, the downsampling operation is performed at different places within the block. To down-sample the features, the standard MBConv block uses the strided depthwise convolution, while the Transformer block, deployed in the modern hybrid model CoAtNet (Dai et al., 2021), adopts an average-pooling operation before the self-attention.

MOAT block. Given the above observations, we now attempt to design a new block that effectively merges the best from both MBConv and Transformer blocks. We begin with the powerful Transformer block, and gradually refine over it.

Based on the first observation, both MBConv and Transformer blocks employ the “inverted bottleneck” design. Since depthwise convolution could effectively encode local interaction between pixels, which is crucial for modeling the translation equivariance in ConvNets, we thus start to add the depthwise convolution to Transformer’s MLP module. However, we did not observe any performance improvement until we also added the extra normalization and activations between convolutions.

For the second observation, we simply do not add the SE module to the MBConv block. The self-attention operation is kept to capture the global information.

We found the third observation critical. The downsampling operation (average-pooling) right before the self-attention operation in Transformer block slightly reduces its representation capacity. On the other hand, the MBConv block is well-designed for the downsampling operation with the strided depthwise convolution, which effectively learns the downsampling convolution kernel for each input channel. Therefore, we further reorder the “inverted bottleneck” (containing depthwise convolution) before the self-attention operation, delegating the downsampling operation to depthwise convolution. In this way, we need no extra downsampling layer like average-pooling in CoAtNet (Dai et al., 2021), or patch-embedding layers in Swin (Liu et al., 2021) and ConvNeXt (Liu et al., 2022b). Finally, it results in our **MO**bile convolution with **AT**tention (MOAT) block, as illustrated in Fig. 1 (c).

Formally, given an input tensor $x \in \mathbb{R}^{H \times W \times C}$, the MOAT block is represented as follows:

$$\mathbf{MOAT}(x) = x + (\mathbf{Attn} \circ \mathcal{N}_2 \circ \mathcal{D} \circ \mathcal{N}_1)(\mathbf{BN}(x)), \quad (9)$$

where MBConv (w/o SE) contains functions \mathcal{N}_1 (Eq. 2), \mathcal{D} (Eq. 3), and \mathcal{N}_2 (Eq. 5), and Attn denotes the self-attention operation. The MOAT block then simply consists of MBConv (w/o SE) and the self-attention operation, successfully combining the best from the MBConv block and Transformer block into one (which we will show empirically).

2.3 META ARCHITECTURE

Macro-level network design. After developing the MOAT block, we then study how to effectively stack them to form our base model. We adopt the same strategy as the existing works (Liu et al., 2021; Wang et al., 2021b; Graham et al., 2021; Xiao et al., 2021; Dai et al., 2021; Mehta & Rastegari, 2022a). Specifically, we summarize several key findings from those works, and use them as design principles of our meta architecture.

- Employing convolutions in the early stages improves the performance and training convergence of Transformer models (Wu et al., 2021; Graham et al., 2021; Xiao et al., 2021).
- The Mobile Convolution (MBConv) (Sandler et al., 2018) blocks are also effective building blocks in the hybrid Conv-Transformer models (Dai et al., 2021; Mehta & Rastegari, 2022a).
- Extracting multi-scale backbone features benefits the downstream tasks, such as detection and segmentation (Liu et al., 2021; Wang et al., 2021b; Fan et al., 2021; Heo et al., 2021).

As a result, our meta architecture consists of the convolutional stem, MBConv blocks, and MOAT blocks. Additionally, through the ablation study in the appendix, we found the layer layout proposed by CoAtNet-1 (Dai et al., 2021) effective. We thus follow their layer layout, resulting in our base model MOAT-1. To form the MOAT model family, we then scale down or up MOAT-1 in the dimensions of number of blocks and number of channels, as shown in Tab. 1. We only scale the number of blocks in the third and fourth stages (out of five stages). The downsampling operation is performed in the first block of each stage. Note that our base model MOAT-1 and CoAtNet-1 share the same layer layout and channel sizes. However, we take a different scaling strategy: our MOAT is scaled up (or down) by alternatively increasing the depth and expanding the width between variants.

Table 1: **MOAT variants** differ in the number of blocks B and number of channels C in each stage.

block	stride	MOAT-0		MOAT-1		MOAT-2		MOAT-3		MOAT-4		tiny-MOAT-{0,1,2,3}				
		B	C	B	C	B	C	B	C	B	C	B	C	B	C	
conv	2	2	64	2	64	2	128	2	160	2	256	2	32	40	56	80
MBConv	4	2	96	2	96	2	128	2	160	2	256	2	32	40	56	80
MBConv	8	3	192	6	192	6	256	12	320	12	512	3	64	80	112	160
MOAT	16	7	384	14	384	14	512	28	640	28	1024	7	128	160	224	320
MOAT	32	2	768	2	768	2	1024	2	1280	2	2048	2	256	320	448	640

3 EXPERIMENTAL RESULTS

In this section, we show that MOAT variants are effective on the ImageNet-1K (Russakovsky et al., 2015) image classification. We then deploy them to other recognition tasks, including COCO object detection (Lin et al., 2014), instance segmentation (Hariharan et al., 2014), and ADE20K (Zhou et al., 2019) semantic segmentation. MOAT can be seamlessly applied to downstream tasks. For small resolution inputs, we directly fine-tune the global attention, while for large resolution inputs, we simply convert the global attention to non-overlapping local window attention without using extra window-shifting mechanism. The detailed experiment setup could be found in the appendix.

Table 2: **Performance on ImageNet-1K. 1K only:** Using ImageNet-1K only. **22K + 1K:** ImageNet-22K pretraining and ImageNet-1K fine-tuning.

model		eval size	params	FLOPs	ImageNet-1K top-1 accuracy	
					1K only	22K+1K
ConvNets	EfficientNetV2-L (Tan & Le, 2021)	480 ²	120M	53B	85.7	-
	EfficientNetV2-XL (Tan & Le, 2021)	480 ²	208M	94B	-	87.3
	ConvNeXt-T (Liu et al., 2022b)	224 ²	29M	4.5B	82.1	82.9
	ConvNeXt-L (Liu et al., 2022b)	384 ²	198M	101.0B	85.5	87.5
	ConvNeXt-XL (Liu et al., 2022b)	384 ²	350M	179.0B	-	87.8
ViTs	PVT-Large (Wang et al., 2021b)	224 ²	61.4M	9.8B	81.7	-
	Swin-T (Liu et al., 2021)	224 ²	28M	4.5B	81.3	-
	Swin-L (Liu et al., 2021)	384 ²	197M	103.9B	-	87.3
	SwinV2-L (Liu et al., 2021)	384 ²	197M	115.4B	-	87.7
	MViTv2-H (Li et al., 2022)	512 ²	667M	763.5B	-	88.8
Hybrid	PVTv2-B5 (Wang et al., 2022)	224 ²	82M	11.8B	83.8	-
	MaxViT-XL (Tu et al., 2022)	512 ²	475M	535.2B	-	88.7
	CoAtNet-0 (Dai et al., 2021)	224 ²	25M	4.2B	81.6	-
	CoAtNet-3 (Dai et al., 2021)	384 ²	168M	107.4B	85.8	87.6
	CoAtNet-4 (Dai et al., 2021)	512 ²	275M	360.9B	-	88.6
Hybrid (ours)	MOAT-0	224 ²	27.8M	5.7B	83.3	83.6
	MOAT-1	224 ²	41.6M	9.1B	84.2	84.9
	MOAT-2	224 ²	73.4M	17.2B	84.7	86.0
	MOAT-3	224 ²	190.0M	44.9B	85.3	86.8
	MOAT-0	384 ²	27.8M	18.2B	84.6	85.7
	MOAT-1	384 ²	41.6M	29.6B	85.9	87.0
	MOAT-2	384 ²	73.4M	54.3B	86.2	87.5
	MOAT-3	384 ²	190.0M	141.2B	86.5	88.2
	MOAT-1	512 ²	41.6M	58.7B	86.2	87.2
	MOAT-2	512 ²	73.4M	104.6B	86.5	87.7
	MOAT-3	512 ²	190.0M	271.0B	86.7	88.4
	MOAT-4	512 ²	483.2M	648.5B	-	89.1

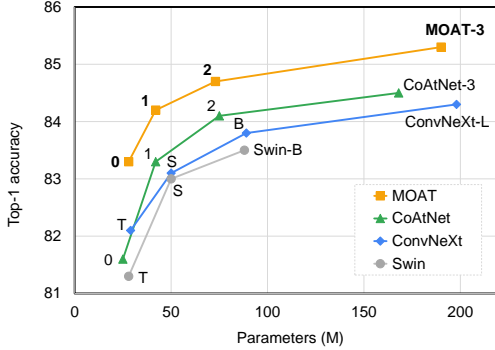


Figure 2: **Parameters vs. accuracy** using ImageNet-1K only with input size 224.

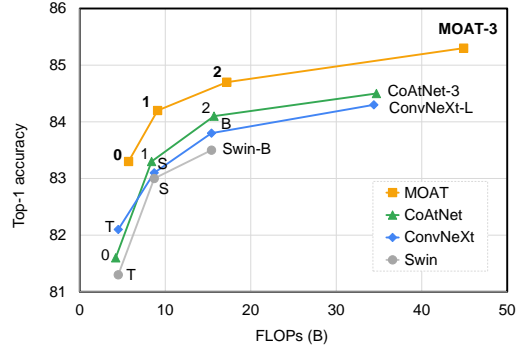


Figure 3: **FLOPs vs. accuracy** using ImageNet-1K only with input size 224.

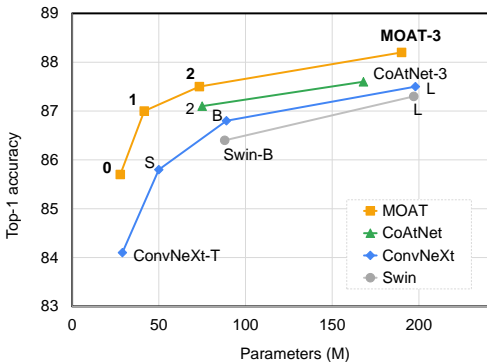


Figure 4: **Parameters vs. accuracy** using ImageNet-22K and ImageNet-1K with input size 384.

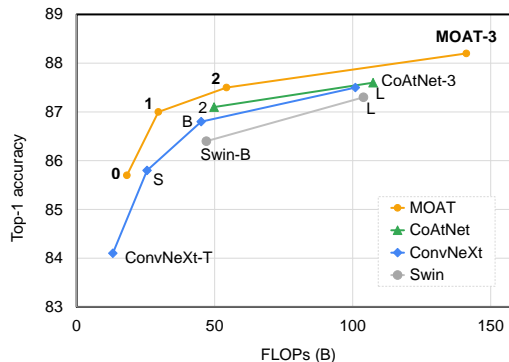


Figure 5: **FLOPs vs. accuracy** using ImageNet-22K and ImageNet-1K with input size 384.

ImageNet Image Classification. In Tab. 2, we include the current state-of-art methods in the categories of ConvNets, ViTs and Hybrid models. At similar model costs (parameters or FLOPs), our MOAT models consistently outperform all of them. Specifically, with the ImageNet-1K data only and input size 224, for light-weight models, our MOAT-0 significantly outperforms ConvNeXt-T (Liu et al., 2022b), Swin-T (Liu et al., 2022b), and CoAtNet-0 (Dai et al., 2021) by 1.2%, 2.0%, and 1.7%, respectively. For large-scale models using input size 384, MOAT-3 is able to surpass ConvNeXt-L, CoAtNet-3 by 1.0% and 0.7%, respectively. With the ImageNet-22K pretraining and input size 384, the prior arts ConvNeXt-L, Swin-L, and CoAtNet-3 already show strong performances (87.5%, 87.3% and 87.6%), while our MOAT-3 achieves the score of 88.2%, outperforming them by 0.7%, 0.9%, and 0.6%, respectively. For ImageNet-1K and input size 224, we plot the performances vs. parameters and FLOPs in Fig. 2 and Fig. 3, respectively. For ImageNet-22K pretraining and input size 384, we plot the performances vs. parameters and FLOPs in Fig. 4 and Fig. 5, respectively. In the figures, MOAT clearly demonstrates the best performance in all computation regimes. Finally, our largest model MOAT-4, with ImageNet-22K and input size 512, further attains 89.1% accuracy.

COCO Detection. Tab. 3 summarizes the COCO object detection (box) and instance segmentation (mask) results. Our MOAT backbones significantly outperform the baseline methods, including Swin (Liu et al., 2021) and ConvNeXt (Liu et al., 2022b) across different model sizes. Specifically, our MOAT-0 outperforms Swin-T and ConvNeXt-T by 5.4% and 5.5% AP^{box} (3.7% and 3.7% AP^{mask}). Our MOAT-1 surpasses Swin-S and ConvNeXt-S by 5.9% and 5.8% AP^{box} (4.3% and 4.0% AP^{mask}). Our MOAT-2, with 110M parameters, is still 5.5% and 4.5% AP^{box} (3.5% and 2.4% AP^{mask}) better than Swin-B and ConvNeXt-B. Finally, our MOAT-3, using 227M parameters, achieves 59.2% AP^{box} (50.3% AP^{mask}), setting a new state-of-the-art in the regime of model size 200M that is built on top of Cascade Mask R-CNN (Cai & Vasconcelos, 2018; He et al., 2017).

Table 3: **Object detection and instance segmentation on the COCO 2017 va1 set.** We employ Cascade Mask-RCNN, and single-scale inference (hard NMS). †: use ImageNet-22K pretrained weights.

backbone	input size	params	FLOPs	AP^{box}	AP_{50}^{box}	AP_{75}^{box}	AP^{mask}	AP_{50}^{mask}	AP_{75}^{mask}
Swin-T	1280 × 800	86M	745B	50.5	69.3	54.9	43.7	66.6	47.1
Swin-S	1280 × 800	107M	838B	51.8	70.4	56.3	44.7	67.9	48.5
Swin-B†	1280 × 800	145M	982B	53.0	71.8	57.5	45.8	69.4	49.7
Swin-L†	1280 × 800	254M	1382B	53.9	72.4	58.8	46.7	70.1	50.8
ConvNeXt-T	1280 × 800	86M	741B	50.4	69.1	54.8	43.7	66.5	47.3
ConvNeXt-S	1280 × 800	108M	827B	51.9	70.8	56.5	45.0	68.4	49.1
ConvNeXt-B†	1280 × 800	146M	964B	54.0	73.1	58.8	46.9	70.6	51.3
ConvNeXt-L†	1280 × 800	255M	1354B	54.8	73.8	59.8	47.6	71.3	51.7
MOAT-0	1344 × 1344	65M	799B	55.9	73.9	60.9	47.4	70.9	52.1
MOAT-1	1344 × 1344	79M	921B	57.7	76.0	63.4	49.0	73.4	53.2
MOAT-2†	1344 × 1344	110M	1217B	58.5	76.6	64.3	49.3	73.9	53.9
MOAT-3†	1344 × 1344	227M	2216B	59.2	77.8	64.9	50.3	74.8	55.5

ADE20K Semantic Segmentation. In Tab. 4, when using input size 513^2 , MOAT consistently outperforms the ConvNeXt counterparts. MOAT-0 surpasses ConvNeXt-T by 3.0% mIoU. Moreover, MOAT-2, with ImageNet-22k pretraining, surpasses ConvNeXt-B by 3.1%. The larger MOAT-3 and MOAT-4 further outperform ConvNeXt-L and ConvNeXt-XL by 4.9% and 5.4%, respectively. Finally, when using input size 641^2 , our MOAT-4 achieves the performance of 57.6% mIoU, setting a new state-of-the-art in the regime of models using input size 641^2 .

Table 4: **Semantic segmentation on ADE20K va1 set.** We employ DeepLabv3+ (single-scale inference). Results for ConvNeXt and MOAT are obtained using the official code-base (Weber et al., 2021) with the same training recipe. †: use ImageNet-22K pretrained weights.

backbone	input	params	FLOPs	mIoU (%)	backbone	input	params	FLOPs	mIoU (%)
ConvNeXt-T	513^2	34.2M	47.6B	45.8	MOAT-0	513^2	33.3M	61.3B	48.8
ConvNeXt-S	513^2	55.8M	70.8B	47.8	MOAT-1	513^2	47.0M	85.4B	51.8
ConvNeXt-B†	513^2	95.8M	119.5B	50.5	MOAT-2†	513^2	80.5M	144.3B	53.6
ConvNeXt-L†	513^2	208.3M	256.4B	51.0	MOAT-3†	513^2	198.4M	331.5B	55.9
ConvNeXt-XL†	513^2	364.0M	446.2B	51.8	MOAT-4†	513^2	496.3M	779.9B	57.2
					MOAT-2†	641^2	80.5M	242.0B	54.7
					MOAT-3†	641^2	198.4M	554.7B	56.5
					MOAT-4†	641^2	496.3M	1273.5B	57.6

tiny-MOAT on ImageNet. We simply scale down the channels of MOAT-0 to obtain the tiny-MOAT family without any specific adaptations. In the left of Tab. 5, with the similar model parameters, tiny-MOAT-0/1/2 surpass the Mobile-Former counterparts by 6.8%, 5.5%, and 4.3%, respectively. In the right of Tab. 5, our tiny-MOAT also shows stronger performances than MobileViT (Mehta & Rastegari, 2022a). Even compared with the concurrent work MobileViTv2 (Mehta & Rastegari, 2022b), tiny-MOAT-1/2/3 surpass their counterparts by 1.1%, 1.3%, and 2.0%, respectively.

Table 5: Performances of tiny-MOAT family on ImageNet-1K.

input size 224 ²	params	FLOPs	top-1 acc.	input size 256 ²	params	FLOPs	top-1 acc.
Mobile-Former-52M	3.5M	0.05B	68.7	MobileViT-XS	2.3M	0.7B	74.8
Mobile-Former-96M	4.6M	0.1B	72.8	MobileViT-S	5.6M	2.0B	78.4
Mobile-Former-214M	9.4M	0.2B	76.7	MobileViTv2-1.0	4.9M	1.8B	78.1
Mobile-Former-508M	14.0M	0.5B	79.3	MobileViTv2-1.5	10.6M	4.0B	80.4
Mobile-Former-508M	14.0M	0.5B	79.3	MobileViTv2-2.0	18.5M	7.5B	81.2
tiny-MOAT-0	3.4M	0.8B	75.5	tiny-MOAT-1	5.1M	1.6B	79.2
tiny-MOAT-1	5.1M	1.2B	78.3	tiny-MOAT-2	9.8M	3.0B	81.7
tiny-MOAT-2	9.8M	2.3B	81.0	tiny-MOAT-3	19.5M	6.0B	83.2
tiny-MOAT-3	19.5M	4.5B	82.7				

4 ABLATION STUDIES ON IMAGENET

MOAT block design. In Tab. 6, we ablate the MOAT block design, which only affects the last two stages of MOAT, and we keep everything else the same (*e.g.*, training recipes). We start from the Transformer block, consisting of Attn (self-attention) and MLP, which already attains a strong top-1 accuracy (82.6%). Directly inserting a 3×3 depthwise convolution in the MLP degrades the performance by 0.9%. If we additionally insert batch normalization and GeLU between convolutions (*i.e.*, replace MLP with MBConv, but no Squeeze-and-Excitation), the performance is improved to 82.9%. Finally, placing MBConv before Attn reaches the performance of 83.3%. Additionally, our MOAT block brings more improvements (from 1.2% up to 2.6% gains) in the tiny model regime.

Order of MBConv and Attn in MOAT block. Our MOAT block design reverses the order of Attention (Attn) and Mobile Convolution (MBConv), delegating the downsampling duty to the strided depthwise convolution within the MBConv. However, the downsampling can be still performed in the MBConv with the *original* order (*i.e.*, Attn + MBConv). Since the operations, Attn and MBConv, are interlaced, the key difference then comes from the first block in each stage, where the Attn is operated on the (1) spatially downsampled and/or (2) channel expanded features. To conduct the study, we employ different blocks in the MOAT variants, using "Attn + MLP", "Attn + MBConv", or "MBConv + Attn". For the "Attn + MBConv" block, we further ablate the place (Attn vs. MBConv), where we apply the spatial downsampling and channel expansion operations.

In Tab. 7, we observe the following results. First, replacing the MLP with MBConv improves the performance by 0.3% and 0.7% for MOAT-0 and tiny-MOAT-2. Second, if we perform both spatial downsampling and channel expansion at the MBConv block, the performance is further improved by 0.5% and 0.9% for MOAT-0 and tiny-MOAT-2, showing that MBConv learns better downsampled features. However, this design is equivalent to shifting the first Attn layer to its previous stage, reducing the representation capacity of the current stage. More concretely, only the last stage will be affected, since one layer is shifted. Third, to enhance the representation capacity, reversing the order of Attn and MBConv allows us to keep the first Attn layer in the same stage. This design further improves the performance by 0.7% and 1.2% for MOAT-0 and tiny-MOAT-2. Fourth, to compensate for the shifting effect, we could also employ another 1×1 convolution to expand the channels at the first Attn layer (then, MBConv only performs the spatial downsampling). However, this design performs similarly to our MOAT block design, but uses more parameters and FLOPs.

Downsampling layer. For the MOAT block design, we have discussed the reordering of MBConv and Attention. As a result, we do not need the downsampling layer like average-pooling in CoAtNet (Dai et al., 2021) or patch-embedding layer (*i.e.*, 2×2 convolution with stride 2) in Swin (Liu et al., 2021) and ConvNeXt (Liu et al., 2022b). As shown in Tab. 8, using patch-embedding layer indeed improves over the average-pooling scheme by 0.2% accuracy, but it takes more cost of model parameters. On the other hand, our MOAT design (*i.e.*, delegating the downsampling to the MBConv block) shows the best performance with the least cost of parameters and comparable FLOPs.

Table 6: **Ablation studies of MOAT block design** on ImageNet-1K with input size 224.

model	block composition	params	FLOPs	top-1 acc.
MOAT-0	Attn + MLP	28.0M	5.4B	82.6
	Attn + MLP (w/ depth. conv)	28.2M	5.4B	81.7
	Attn + MBCConv	28.2M	5.4B	82.9
	MBCConv + Attn	27.8M	5.7B	83.3
tiny-MOAT-2	Attn + MLP	9.8M	2.2B	79.8
	MBCConv + Attn	9.8M	2.3B	81.0
tiny-MOAT-1	Attn + MLP	5.1M	1.1B	76.2
	MBCConv + Attn	5.1M	1.2B	78.3
tiny-MOAT-0	Attn + MLP	3.3M	0.8B	72.9
	MBCConv + Attn	3.4M	0.8B	75.5

Table 7: **Ablation studies of the order of MBCConv and Attention (Attn)** on ImageNet-1K with input 224. We also ablate the place, where we apply the spatial downsampling and channel expansion.

model	block composition	spatial downsampling	channel expansion	params (M)	FLOPs (B)	top-1 acc.
MOAT-0	Attn + MLP	Attn	Attn	28.0	5.4	82.6
	Attn + MBCConv	Attn	Attn	28.2	5.4	82.9
	Attn + MBCConv	MBCConv	MBCConv	25.6	5.8	83.1
	MBCConv + Attn	MBCConv	MBCConv	27.8	5.7	83.3
	Attn + MBCConv	MBCConv	Attn	29.3	7.1	83.2
tiny-MOAT-2	Attn + MLP	Attn	Attn	9.8	2.2	79.8
	Attn + MBCConv	Attn	Attn	9.9	2.2	80.5
	Attn + MBCConv	MBCConv	MBCConv	9.0	2.3	80.7
	MBCConv + Attn	MBCConv	MBCConv	9.8	2.3	81.0
	Attn + MBCConv	MBCConv	Attn	10.3	2.8	81.0

Table 8: **Ablation studies of the downsampling layer design** on ImageNet-1K, using MOAT-0 and input size 224. We compare our MOAT design (in grey) with CoAtNet (using average-pooling for downsampling) and Swin/ConvNeXt designs (using strided 2×2 convolution for downsampling)

block composition	downsampling type	params (M)	FLOPs (B)	top-1 acc.
AveragePooling + Attn + MLP	CoAtNet	28.0	5.4	82.6
PatchEmbedding + Attn + MLP	Swin, ConvNeXt	30.2	5.6	82.8
MBCConv + Attn	MOAT	27.8	5.7	83.3

5 RELATED WORK

Transformers (Vaswani et al., 2017) were recently introduced to the vision community (Wang et al., 2018; Ramachandran et al., 2019; Hu et al., 2019) and demonstrated remarkable performance on vision recognition tasks (Carion et al., 2020; Zhu et al., 2021; Wang et al., 2021a; Arnab et al., 2021; Liu et al., 2021; Cheng et al., 2021; Yu et al., 2022a; Kim et al., 2022; Cheng et al., 2022; Yu et al., 2022b), thanks to their ability to efficiently encode long-range interaction via the attention mechanism (Bahdanau et al., 2015). Particularly, ViT (Dosovitskiy et al., 2021) obtains impressive results on ImageNet (Russakovsky et al., 2015) by applying the vanilla Transformer with the novel large stride patch embedding, after pretraining on the proprietary large-scale JFT dataset (Sun et al., 2017). There have been several works aiming to improve the vision transformers, either with better training strategies (Touvron et al., 2021a;b; Steiner et al., 2021; Zhai et al., 2022; Touvron et al., 2022) or with efficient local-attention modules (Huang et al., 2019; Ho et al., 2019; Wang et al., 2020; Liu et al., 2021; Chu et al., 2021; Yang et al., 2021; Yu et al., 2021; Dong et al., 2022; Tu et al., 2022).

Since the debut of AlexNet (Krizhevsky et al., 2012), the vision community has witnessed a rapid improvement on the ImageNet benchmark using different types of ConvNets, including (but not limited to) VGGNet (Simonyan & Zisserman, 2015), Inceptions (Szegedy et al., 2015; Ioffe & Szegedy, 2015; Szegedy et al., 2016; 2017), ResNets (He et al., 2016a;b), ResNeXt (Xie et al., 2017), DenseNet (Huang et al., 2017), SENet (Hu et al., 2018), MobileNets (Howard et al., 2017; Sandler et al., 2018; Howard et al., 2019), EfficientNets (Tan & Le, 2019; 2021), and ConvNeXt (Liu et al., 2022b) each focusing on different aspects of accuracy and efficiency. The ubiquity of ConvNets in computer vision could be attributed to their built-in inductive biases.

Given the success of Transformers and ConvNets, another line of research is to explore how to effectively combine them. Swin (Liu et al., 2021; 2022a), PVT (Wang et al., 2021b; 2022), MViT (Fan et al., 2021; Li et al., 2022), and PiT (Heo et al., 2021) adopt the ConvNet hierarchical structure to extract multi-scale features for Transformers. SASA (Ramachandran et al., 2019), AA-ResNet (Bello et al., 2019), Axial-ResNet (Wang et al., 2020) and BoTNet (Srinivas et al., 2021) incorporate the attention modules to ResNets. CvT (Wu et al., 2021), LeViT (Graham et al., 2021), Visformer (Chen

et al., 2021), and ViT_C (Xiao et al., 2021) replace ViT’s patch embedding with strided convolutions. ViTAE (Xu et al., 2021) adopts parallel attention modules and convolutional layers. LVT (Yang et al., 2022) introduces local self-attention into the convolution. Recently, CoAtNet (Dai et al., 2021) and MobileViT (Mehta & Rastegari, 2022a) propose hybrid models that build on top of the efficient Mobile Convolution (Sandler et al., 2018) and Transformer block.

6 CONCLUSION

In this paper, we have introduced MOAT model variants that effectively and seamlessly combine the mobile convolution blocks and Transformer blocks. Extensive experiments on multiple computer vision benchmarks, including ImageNet, COCO, and ADE20K, demonstrate the superior performance of employing MOAT as the network backbone. We hope MOAT could inspire the community to explore more efficient ways to integrate convolutions and self-attention operations together.

REFERENCES

- Martín Abadi, Paul Barham, Jianmin Chen, Zhifeng Chen, Andy Davis, Jeffrey Dean, Matthieu Devin, Sanjay Ghemawat, Geoffrey Irving, Michael Isard, Manjunath Kudlur, Josh Levenberg, Rajat Monga, Sherry Moore, Derek G. Murray, Benoit Steiner, Paul Tucker, Vijay Vasudevan, Pete Warden, Martin Wicke, Yuan Yu, and Xiaoqiang Zheng. Tensorflow: A system for large-scale machine learning. In *Proceedings of the 12th USENIX Conference on Operating Systems Design and Implementation*, 2016.
- Anurag Arnab, Mostafa Dehghani, Georg Heigold, Chen Sun, Mario Lučić, and Cordelia Schmid. Vivit: A video vision transformer. In *ICCV*, 2021.
- Jimmy Lei Ba, Jamie Ryan Kiros, and Geoffrey E Hinton. Layer normalization. *arXiv:1607.06450*, 2016.
- Dzmitry Bahdanau, Kyunghyun Cho, and Yoshua Bengio. Neural machine translation by jointly learning to align and translate. In *ICLR*, 2015.
- Irwan Bello. Lambdanetworks: Modeling long-range interactions without attention. In *ICLR*, 2021.
- Irwan Bello, Barret Zoph, Ashish Vaswani, Jonathon Shlens, and Quoc V Le. Attention augmented convolutional networks. In *ICCV*, 2019.
- Andy Brock, Soham De, Samuel L Smith, and Karen Simonyan. High-performance large-scale image recognition without normalization. In *ICML*, 2021.
- Zhaowei Cai and Nuno Vasconcelos. Cascade r-cnn: Delving into high quality object detection. In *CVPR*, 2018.
- Nicolas Carion, Francisco Massa, Gabriel Synnaeve, Nicolas Usunier, Alexander Kirillov, and Sergey Zagoruyko. End-to-end object detection with transformers. In *ECCV*, 2020.
- Liang-Chieh Chen, George Papandreou, Iasonas Kokkinos, Kevin Murphy, and Alan L Yuille. Deeplab: Semantic image segmentation with deep convolutional nets, atrous convolution, and fully connected crfs. *IEEE TPAMI*, 2017.
- Liang-Chieh Chen, Yukun Zhu, George Papandreou, Florian Schroff, and Hartwig Adam. Encoder-decoder with atrous separable convolution for semantic image segmentation. In *ECCV*, 2018.
- Liang-Chieh Chen, Huiyu Wang, and Siyuan Qiao. Scaling wide residual networks for panoptic segmentation. *arXiv:2011.11675*, 2020.
- Wuyang Chen, Xianzhi Du, Fan Yang, Lucas Beyer, Xiaohua Zhai, Tsung-Yi Lin, Huizhong Chen, Jing Li, Xiaodan Song, Zhangyang Wang, and Denny Zhou. A simple single-scale vision transformer for object localization and instance segmentation. In *ECCV*, 2022a.
- Yinpeng Chen, Xiyang Dai, Dongdong Chen, Mengchen Liu, Xiaoyi Dong, Lu Yuan, and Zicheng Liu. Mobile-former: Bridging mobilenet and transformer. In *CVPR*, 2022b.

-
- Zhengsu Chen, Lingxi Xie, Jianwei Niu, Xuefeng Liu, Longhui Wei, and Qi Tian. Visformer: The vision-friendly transformer. In *ICCV*, 2021.
- Bowen Cheng, Maxwell D Collins, Yukun Zhu, Ting Liu, Thomas S Huang, Hartwig Adam, and Liang-Chieh Chen. Panoptic-DeepLab: A Simple, Strong, and Fast Baseline for Bottom-Up Panoptic Segmentation. In *CVPR*, 2020.
- Bowen Cheng, Alexander G Schwing, and Alexander Kirillov. Per-pixel classification is not all you need for semantic segmentation. In *NeurIPS*, 2021.
- Bowen Cheng, Ishan Misra, Alexander G Schwing, Alexander Kirillov, and Rohit Girdhar. Masked-attention mask transformer for universal image segmentation. *CVPR*, 2022.
- François Chollet. Xception: Deep learning with depthwise separable convolutions. In *CVPR*, 2017.
- Xiangxiang Chu, Zhi Tian, Yuqing Wang, Bo Zhang, Haibing Ren, Xiaolin Wei, Huaxia Xia, and Chunhua Shen. Twins: Revisiting the design of spatial attention in vision transformers. In *NeurIPS*, 2021.
- Ekin D Cubuk, Barret Zoph, Dandelion Mane, Vijay Vasudevan, and Quoc V Le. Autoaugment: Learning augmentation policies from data. In *CVPR*, 2019.
- Ekin D Cubuk, Barret Zoph, Jonathon Shlens, and Quoc V Le. Randaugment: Practical automated data augmentation with a reduced search space. In *CVPR*, 2020.
- Zihang Dai, Hanxiao Liu, Quoc V Le, and Mingxing Tan. Coatnet: Marrying convolution and attention for all data sizes. In *NeurIPS*, 2021.
- Xiaoyi Dong, Jianmin Bao, Dongdong Chen, Weiming Zhang, Nenghai Yu, Lu Yuan, Dong Chen, and Baining Guo. Cswin transformer: A general vision transformer backbone with cross-shaped windows. In *CVPR*, 2022.
- Alexey Dosovitskiy, Lucas Beyer, Alexander Kolesnikov, Dirk Weissenborn, Xiaohua Zhai, Thomas Unterthiner, Mostafa Dehghani, Matthias Minderer, Georg Heigold, Sylvain Gelly, et al. An image is worth 16x16 words: Transformers for image recognition at scale. In *ICLR*, 2021.
- Stéphane d’Ascoli, Hugo Touvron, Matthew L Leavitt, Ari S Morcos, Giulio Biroli, and Levent Sagun. Convit: Improving vision transformers with soft convolutional inductive biases. In *ICML*, 2021.
- Haoqi Fan, Bo Xiong, Karttikeya Mangalam, Yanghao Li, Zhicheng Yan, Jitendra Malik, and Christoph Feichtenhofer. Multiscale vision transformers. In *ICCV*, 2021.
- Benjamin Graham, Alaeldin El-Nouby, Hugo Touvron, Pierre Stock, Armand Joulin, Hervé Jégou, and Matthijs Douze. Levit: a vision transformer in convnet’s clothing for faster inference. In *ICCV*, 2021.
- Bharath Hariharan, Pablo Arbeláez, Ross Girshick, and Jitendra Malik. Simultaneous detection and segmentation. In *ECCV*, 2014.
- Kaiming He, Xiangyu Zhang, Shaoqing Ren, and Jian Sun. Deep residual learning for image recognition. In *CVPR*, 2016a.
- Kaiming He, Xiangyu Zhang, Shaoqing Ren, and Jian Sun. Identity mappings in deep residual networks. In *ECCV*, 2016b.
- Kaiming He, Georgia Gkioxari, Piotr Dollár, and Ross Girshick. Mask r-cnn. In *ICCV*, 2017.
- Dan Hendrycks and Kevin Gimpel. Gaussian error linear units (gelus). *arXiv:1606.08415*, 2016.
- Byeongho Heo, Sangdoon Yun, Dongyoon Han, Sanghyuk Chun, Junsuk Choe, and Seong Joon Oh. Rethinking spatial dimensions of vision transformers. In *ICCV*, 2021.
- Jonathan Ho, Nal Kalchbrenner, Dirk Weissenborn, and Tim Salimans. Axial attention in multidimensional transformers. *arXiv:1912.12180*, 2019.

-
- Andrew Howard, Mark Sandler, Grace Chu, Liang-Chieh Chen, Bo Chen, Mingxing Tan, Weijun Wang, Yukun Zhu, Ruoming Pang, Vijay Vasudevan, et al. Searching for mobilenetv3. In *ICCV*, 2019.
- Andrew G Howard, Menglong Zhu, Bo Chen, Dmitry Kalenichenko, Weijun Wang, Tobias Weyand, Marco Andreetto, and Hartwig Adam. Mobilenets: Efficient convolutional neural networks for mobile vision applications. *arXiv:1704.04861*, 2017.
- Han Hu, Zheng Zhang, Zhenda Xie, and Stephen Lin. Local relation networks for image recognition. In *ICCV*, 2019.
- Jie Hu, Li Shen, and Gang Sun. Squeeze-and-excitation networks. In *CVPR*, 2018.
- Gao Huang, Yu Sun, Zhuang Liu, Daniel Sedra, and Kilian Q Weinberger. Deep networks with stochastic depth. In *ECCV*, 2016.
- Gao Huang, Zhuang Liu, Laurens Van Der Maaten, and Kilian Q Weinberger. Densely connected convolutional networks. In *CVPR*, 2017.
- Zilong Huang, Xinggang Wang, Lichao Huang, Chang Huang, Yunchao Wei, and Wenyu Liu. Ccnet: Criss-cross attention for semantic segmentation. In *ICCV*, 2019.
- Sergey Ioffe and Christian Szegedy. Batch normalization: accelerating deep network training by reducing internal covariate shift. In *ICML*, 2015.
- Dahun Kim, Jun Xie, Huiyu Wang, Siyuan Qiao, Qihang Yu, Hong-Seok Kim, Hartwig Adam, In So Kweon, and Liang-Chieh Chen. TubeFormer-DeepLab: Video Mask Transformer. In *CVPR*, 2022.
- Diederik P Kingma and Jimmy Ba. Adam: A method for stochastic optimization. In *ICLR*, 2015.
- Alex Krizhevsky, Ilya Sutskever, and Geoffrey E Hinton. Imagenet classification with deep convolutional neural networks. In *NeurIPS*, 2012.
- Yanhao Li, Chao-Yuan Wu, Haoqi Fan, Karttikeya Mangalam, Bo Xiong, Jitendra Malik, and Christoph Feichtenhofer. Mvit2: Improved multiscale vision transformers for classification and detection. In *CVPR*, 2022.
- Tsung-Yi Lin, Michael Maire, Serge Belongie, James Hays, Pietro Perona, Deva Ramanan, Piotr Dollár, and C Lawrence Zitnick. Microsoft coco: Common objects in context. In *ECCV*, 2014.
- Tsung-Yi Lin, Piotr Dollár, Ross Girshick, Kaiming He, Bharath Hariharan, and Serge Belongie. Feature pyramid networks for object detection. In *CVPR*, 2017.
- Ze Liu, Yutong Lin, Yue Cao, Han Hu, Yixuan Wei, Zheng Zhang, Stephen Lin, and Baining Guo. Swin transformer: Hierarchical vision transformer using shifted windows. In *ICCV*, 2021.
- Ze Liu, Han Hu, Yutong Lin, Zhuliang Yao, Zhenda Xie, Yixuan Wei, Jia Ning, Yue Cao, Zheng Zhang, Li Dong, et al. Swin transformer v2: Scaling up capacity and resolution. In *CVPR*, 2022a.
- Zhuang Liu, Hanzi Mao, Chao-Yuan Wu, Christoph Feichtenhofer, Trevor Darrell, and Saining Xie. A convnet for the 2020s. In *CVPR*, 2022b.
- Ilya Loshchilov and Frank Hutter. Decoupled weight decay regularization. In *ICLR*, 2019.
- Sachin Mehta and Mohammad Rastegari. Mobilevit: light-weight, general-purpose, and mobile-friendly vision transformer. In *ICLR*, 2022a.
- Sachin Mehta and Mohammad Rastegari. Separable self-attention for mobile vision transformers. *arXiv preprint arXiv:2206.02680*, 2022b.
- Ilija Radosavovic, Raj Prateek Kosaraju, Ross Girshick, Kaiming He, and Piotr Dollár. Designing network design spaces. In *CVPR*, 2020.
- Prajit Ramachandran, Barret Zoph, and Quoc V Le. Searching for activation functions. *arXiv:1710.05941*, 2017.

-
- Prajit Ramachandran, Niki Parmar, Ashish Vaswani, Irwan Bello, Anselm Levskaya, and Jon Shlens. Stand-alone self-attention in vision models. In *NeurIPS*, 2019.
- Olga Russakovsky, Jia Deng, Hao Su, Jonathan Krause, Sanjeev Satheesh, Sean Ma, Zhiheng Huang, Andrej Karpathy, Aditya Khosla, Michael S. Bernstein, Alexander C. Berg, and Li Fei-Fei. Imagenet large scale visual recognition challenge. *IJCV*, 115:211–252, 2015.
- Mark Sandler, Andrew Howard, Menglong Zhu, Andrey Zhmoginov, and Liang-Chieh Chen. Mobilenetv2: Inverted residuals and linear bottlenecks. In *CVPR*, 2018.
- Peter Shaw, Jakob Uszkoreit, and Ashish Vaswani. Self-attention with relative position representations. In *NAACL*, 2018.
- Karen Simonyan and Andrew Zisserman. Very deep convolutional networks for large-scale image recognition. In *ICLR*, 2015.
- Aravind Srinivas, Tsung-Yi Lin, Niki Parmar, Jonathon Shlens, Pieter Abbeel, and Ashish Vaswani. Bottleneck transformers for visual recognition. In *CVPR*, 2021.
- Andreas Steiner, Alexander Kolesnikov, Xiaohua Zhai, Ross Wightman, Jakob Uszkoreit, and Lucas Beyer. How to train your vit? data, augmentation, and regularization in vision transformers. *arXiv:2106.10270*, 2021.
- Chen Sun, Abhinav Shrivastava, Saurabh Singh, and Abhinav Gupta. Revisiting unreasonable effectiveness of data in deep learning era. In *ICCV*, 2017.
- Christian Szegedy, Wei Liu, Yangqing Jia, Pierre Sermanet, Scott Reed, Dragomir Anguelov, Dumitru Erhan, Vincent Vanhoucke, and Andrew Rabinovich. Going deeper with convolutions. In *CVPR*, 2015.
- Christian Szegedy, Vincent Vanhoucke, Sergey Ioffe, Jon Shlens, and Zbigniew Wojna. Rethinking the inception architecture for computer vision. In *CVPR*, 2016.
- Christian Szegedy, Sergey Ioffe, Vincent Vanhoucke, and Alexander A Alemi. Inception-v4, inception-resnet and the impact of residual connections on learning. In *AAAI*, 2017.
- Mingxing Tan and Quoc Le. Efficientnet: Rethinking model scaling for convolutional neural networks. In *ICML*, 2019.
- Mingxing Tan and Quoc Le. Efficientnetv2: Smaller models and faster training. In *ICML*, 2021.
- Hugo Touvron, Matthieu Cord, Matthijs Douze, Francisco Massa, Alexandre Sablayrolles, and Hervé Jégou. Training data-efficient image transformers & distillation through attention. In *ICML*, 2021a.
- Hugo Touvron, Matthieu Cord, Alexandre Sablayrolles, Gabriel Synnaeve, and Hervé Jégou. Going deeper with image transformers. In *ICCV*, 2021b.
- Hugo Touvron, Matthieu Cord, and Hervé Jégou. DeiT III: Revenge of the ViT. *arXiv:2204.07118*, 2022.
- Zhengzhong Tu, Hossein Talebi, Han Zhang, Feng Yang, Peyman Milanfar, Alan Bovik, and Yinxiao Li. Maxvit: Multi-axis vision transformer. In *ECCV*, 2022.
- Ashish Vaswani, Noam Shazeer, Niki Parmar, Jakob Uszkoreit, Llion Jones, Aidan N Gomez, Łukasz Kaiser, and Illia Polosukhin. Attention is all you need. In *NeurIPS*, 2017.
- Ashish Vaswani, Prajit Ramachandran, Aravind Srinivas, Niki Parmar, Blake Hechtman, and Jonathon Shlens. Scaling local self-attention for parameter efficient visual backbones. In *CVPR*, 2021.
- Huiyu Wang, Yukun Zhu, Bradley Green, Hartwig Adam, Alan Yuille, and Liang-Chieh Chen. Axial-DeepLab: Stand-Alone Axial-Attention for Panoptic Segmentation. In *ECCV*, 2020.
- Huiyu Wang, Yukun Zhu, Hartwig Adam, Alan Yuille, and Liang-Chieh Chen. Max-deeplab: End-to-end panoptic segmentation with mask transformers. In *CVPR*, 2021a.

-
- Wenhai Wang, Enze Xie, Xiang Li, Deng-Ping Fan, Kaitao Song, Ding Liang, Tong Lu, Ping Luo, and Ling Shao. Pyramid vision transformer: A versatile backbone for dense prediction without convolutions. In *ICCV*, 2021b.
- Wenhai Wang, Enze Xie, Xiang Li, Deng-Ping Fan, Kaitao Song, Ding Liang, Tong Lu, Ping Luo, and Ling Shao. Pvtv2: Improved baselines with pyramid vision transformer. *Computational Visual Media*, pp. 1–10, 2022.
- Xiaolong Wang, Ross Girshick, Abhinav Gupta, and Kaiming He. Non-local neural networks. In *CVPR*, 2018.
- Mark Weber, Huiyu Wang, Siyuan Qiao, Jun Xie, Maxwell D. Collins, Yukun Zhu, Liangzhe Yuan, Dahun Kim, Qihang Yu, Daniel Cremers, Laura Leal-Taixe, Alan L. Yuille, Florian Schroff, Hartwig Adam, and Liang-Chieh Chen. DeepLab2: A TensorFlow Library for Deep Labeling. *arXiv: 2106.09748*, 2021.
- Haiping Wu, Bin Xiao, Noel Codella, Mengchen Liu, Xiyang Dai, Lu Yuan, and Lei Zhang. Cvt: Introducing convolutions to vision transformers. In *ICCV*, 2021.
- Tete Xiao, Mannat Singh, Eric Mintun, Trevor Darrell, Piotr Dollár, and Ross Girshick. Early convolutions help transformers see better. In *NeurIPS*, 2021.
- Saining Xie, Ross Girshick, Piotr Dollár, Zhuowen Tu, and Kaiming He. Aggregated residual transformations for deep neural networks. In *CVPR*, 2017.
- Yufei Xu, Qiming Zhang, Jing Zhang, and Dacheng Tao. Vitae: Vision transformer advanced by exploring intrinsic inductive bias. In *NeurIPS*, 2021.
- Chenglin Yang, Yilin Wang, Jianming Zhang, He Zhang, Zijun Wei, Zhe Lin, and Alan Yuille. Lite vision transformer with enhanced self-attention. In *CVPR*, 2022.
- Jianwei Yang, Chunyuan Li, Pengchuan Zhang, Xiyang Dai, Bin Xiao, Lu Yuan, and Jianfeng Gao. Focal self-attention for local-global interactions in vision transformers. In *NeurIPS*, 2021.
- Hongkun Yu, Chen Chen, Xianzhi Du, Yeqing Li, Abdullah Rashwan, Le Hou, Pengchong Jin, Fan Yang, Frederick Liu, Jaeyoun Kim, and Jing Li. TensorFlow Model Garden. <https://github.com/tensorflow/models>, 2020.
- Qihang Yu, Yingda Xia, Yutong Bai, Yongyi Lu, Alan L Yuille, and Wei Shen. Glance-and-gaze vision transformer. In *NeurIPS*, 2021.
- Qihang Yu, Huiyu Wang, Dahun Kim, Siyuan Qiao, Maxwell Collins, Yukun Zhu, Hartwig Adam, Alan Yuille, and Liang-Chieh Chen. Cmt-deeplab: Clustering mask transformers for panoptic segmentation. In *CVPR*, 2022a.
- Qihang Yu, Huiyu Wang, Siyuan Qiao, Maxwell Collins, Yukun Zhu, Hartwig Adam, Alan Yuille, and Liang-Chieh Chen. k-means Mask Transformer. In *ECCV*, 2022b.
- Li Yuan, Yunpeng Chen, Tao Wang, Weihao Yu, Yujun Shi, Zi-Hang Jiang, Francis EH Tay, Jiashi Feng, and Shuicheng Yan. Tokens-to-token vit: Training vision transformers from scratch on imagenet. In *ICCV*, 2021.
- Xiaohua Zhai, Alexander Kolesnikov, Neil Houlsby, and Lucas Beyer. Scaling vision transformers. In *CVPR*, 2022.
- Hongyi Zhang, Moustapha Cisse, Yann N Dauphin, and David Lopez-Paz. mixup: Beyond empirical risk minimization. *arXiv:1710.09412*, 2017.
- Bolei Zhou, Hang Zhao, Xavier Puig, Tete Xiao, Sanja Fidler, Adela Barriuso, and Antonio Torralba. Semantic understanding of scenes through the ade20k dataset. *IJCV*, 127(3):302–321, 2019.
- Daquan Zhou, Bingyi Kang, Xiaojie Jin, Linjie Yang, Xiaochen Lian, Zihang Jiang, Qibin Hou, and Jiashi Feng. Deepvit: Towards deeper vision transformer. *arXiv:2103.11886*, 2021.
- Xizhou Zhu, Weijie Su, Lewei Lu, Bin Li, Xiaogang Wang, and Jifeng Dai. Deformable detr: Deformable transformers for end-to-end object detection. *ICLR*, 2021.

A APPENDIX

In the appendix, we provide more details for both our model and experiments.

- In section A.1, we provide MOAT implementation details.
- In section A.2, we provide ImageNet experiment details.
- In section A.3, we provide COCO detection experiment details.
- In section A.4, we provide ADE20K semantic segmentation experiment details.
- In section A.5, we add COCO panoptic segmentation experiments.
- In section A.6, we provide ablation studies on MOAT macro-level design.
- In section A.7, we discuss limitations of our model.

A.1 MOAT IMPLEMENTATION DETAILS

In the MOAT networks, we employ kernel size 3 for both convolutions and depthwise convolutions. We use the multi-head self attention (Vaswani et al., 2017), where each attention head has channels 32. For the MBConv and MOAT blocks, we use expansion ratio 4. The SE module (Hu et al., 2018) in the MBConv blocks (*i.e.*, 2nd and 3rd stages) adopt reduction ratio 4 (relative to the input channels).

Our MOAT block includes the relative positional embedding (Shaw et al., 2018; Dai et al., 2021) for ImageNet. However, the downstream tasks usually take a larger input resolution than ImageNet, demanding for a special adaptation (*e.g.*, bilinear interpolation of pretrained positional embedding). For simplicity, we remove the positional embedding, when running MOAT on downstream tasks.

A.2 IMAGENET IMAGE CLASSIFICATION

The ImageNet-1K dataset (Russakovsky et al., 2015) contains 1.2M training images with 1000 classes. We report top-1 accuracy on the ImageNet-1K validation set, using the last checkpoint. We also experiment with pretraining on the larger ImageNet-22K dataset, and then fine-tuning on the ImageNet-1K. We closely follow the prior works (Dai et al., 2021; Liu et al., 2022b) and provide more details below. In Tab. 9, we compare our MOAT with more state-of-the-art models.

Experimental setup. We train MOAT models on ImageNet-1K with resolution 224 for 300 epochs. If pretraining on the larger ImageNet-22K, we use resolution 224 and 90 epochs. Afterwards, the models are fine-tuned on ImageNet-1K for 30 epochs. During fine-tuning, we also experiment with larger resolutions (*e.g.*, 384 and 512). We employ the typical regularization methods during training, such as label smoothing (Szegedy et al., 2016), RandAugment (Cubuk et al., 2020), MixUp (Zhang et al., 2017), stochastic depth (Huang et al., 2016), and Adam (Kingma & Ba, 2015) with decoupled weight decay (*i.e.*, AdamW (Loshchilov & Hutter, 2019)). See Tab. 10 and Tab. 11 for detailed hyper-parameters. All the experiments are performed on TPUv4. MOAT- $\{0,1,2\}$ are trained with 16 cores while MOAT-3 with 32 cores. We report the training time of MOAT model variants in Tab. 12.

A.3 COCO OBJECT DETECTION AND INSTANCE SEGMENTATION

Experimental setup. We train Cascade Mask R-CNN (Cai & Vasconcelos, 2018; He et al., 2017) on the COCO 2017 dataset (Lin et al., 2014) with our MOAT architectures. The dataset contains 118K training and 5K validation samples. We use the official TensorFlow (Abadi et al., 2016) implementation of Cascade Mask R-CNN by TF-Vision Model Garden (Yu et al., 2020). Our training setting closely follows the prior works (Chen et al., 2022a; Tu et al., 2022), except that we use batch size 64 and initial learning rate 0.0001. To adapt the MOAT models to high-resolution inputs, we partition the features into non-overlapping windows for the self-attention computations with the window size set to 14 for the second last stage, and use global attention for the last stage. As a result of this window partition, the input size must be divisible by 14. The TF-Vision Model Garden codebase further requires the input size to be square (with padding) and divisible by 64. Hence, we choose 1344 as the input size, similar to the size used in the baseline methods (*i.e.*, longest side is no more than 1333). We use Feature Pyramid Network (Lin et al., 2017) to integrate features from different levels.

Table 9: **Performance on ImageNet-1K** with more state-of-the-art models are included. **1K only**: Using ImageNet-1K only. **22K + 1K**: ImageNet-22K pretraining and ImageNet-1K fine-tuning.

	model	eval size	params	FLOPs	ImageNet-1K top-1 accuracy		
					1K only	22K+1K	
ConvNets	RegNetY-16G (Radosavovic et al., 2020)	224 ²	84M	16.0B	82.9	-	
	NFNet-F5 (Brock et al., 2021)	544 ²	377M	289.8B	86.0	-	
	EfficientNetV2-L (Tan & Le, 2021)	480 ²	120M	53B	85.7	-	
	EfficientNetV2-XL (Tan & Le, 2021)	480 ²	208M	94B	-	87.3	
	ConvNeXt-T (Liu et al., 2022b)	224 ²	29M	4.5B	82.1	82.9	
	ConvNeXt-S (Liu et al., 2022b)	224 ²	50M	8.7B	83.1	84.6	
	ConvNeXt-B (Liu et al., 2022b)	224 ²	89M	15.4B	83.8	85.8	
	ConvNeXt-L (Liu et al., 2022b)	384 ²	198M	101.0B	85.5	87.5	
ViTs	ConvNeXt-XL (Liu et al., 2022b)	384 ²	350M	179.0B	85.5	87.8	
	DeiT-B (Touvron et al., 2021a)	384 ²	86M	55.4B	83.1	-	
	CaiT-S-36 (Touvron et al., 2021b)	384 ²	68M	48.0B	85.0	-	
	DeepViT-L (Zhou et al., 2021)	224 ²	55M	12.5B	83.1	-	
	PVT-Large (Wang et al., 2021b)	224 ²	61.4M	9.8B	81.7	-	
	HaloNet-H4 (Vaswani et al., 2021)	384 ²	85M	-	85.6	-	
	HaloNet-H5 (Vaswani et al., 2021)	512 ²	85M	-	85.8	-	
	Swin-T (Liu et al., 2021)	224 ²	28M	4.5B	81.3	-	
	Swin-S (Liu et al., 2021)	224 ²	50M	8.7B	83.0	-	
	Swin-B (Liu et al., 2021)	224 ²	88M	15.4B	83.5	85.2	
	Swin-L (Liu et al., 2021)	384 ²	197M	103.9B	-	87.3	
	SwinV2-L (Liu et al., 2022a)	384 ²	197M	115.4B	-	87.7	
	Focal-B (Yang et al., 2021)	224 ²	89.8M	16.0B	83.8	-	
	CSwin-B (Dong et al., 2022)	384 ²	78M	47.0B	85.4	87.0	
CSwin-L (Dong et al., 2022)	384 ²	173M	96.8B	-	87.5		
MViTv2-H (Li et al., 2022)	512 ²	667M	763.5B	-	88.8		
Hybrid	BotNet-T7 (Srinivas et al., 2021)	384 ²	75.1M	45.8B	84.7	-	
	LambdaResNet-420 (Bello, 2021)	320 ²	-	-	84.9	-	
	T2T-ViT-24 (Yuan et al., 2021)	224 ²	64.1M	15.0B	82.6	-	
	CvT-21 (Wu et al., 2021)	384 ²	32M	24.9B	83.3	-	
	PVTv2-B5 (Wang et al., 2022)	224 ²	82M	11.8B	83.8	-	
	MaxViT-XL (Tu et al., 2022)	512 ²	475M	535.2B	-	88.7	
	CoAtNet-0 (Dai et al., 2021)	224 ²	25M	4.2B	81.6	-	
	CoAtNet-1 (Dai et al., 2021)	224 ²	42M	8.4B	83.3	-	
	CoAtNet-2 (Dai et al., 2021)	224 ²	75M	15.7B	84.1	-	
	CoAtNet-3 (Dai et al., 2021)	384 ²	168M	107.4B	85.8	87.6	
	CoAtNet-4 (Dai et al., 2021)	512 ²	275M	360.9B	-	88.6	
	Hybrid (ours)	MOAT-0	224 ²	27.8M	5.7B	83.3	83.6
		MOAT-1	224 ²	41.6M	9.1B	84.2	84.9
		MOAT-2	224 ²	73.4M	17.2B	84.7	86.0
MOAT-3		224 ²	190.0M	44.9B	85.3	86.8	
MOAT-0		384 ²	27.8M	18.2B	84.6	85.7	
MOAT-1		384 ²	41.6M	29.6B	85.9	87.0	
MOAT-2		384 ²	73.4M	54.3B	86.2	87.5	
MOAT-3		384 ²	190.0M	141.2B	86.5	88.2	
MOAT-1		512 ²	41.6M	58.7B	86.2	87.2	
MOAT-2		512 ²	73.4M	104.6B	86.5	87.7	
MOAT-3		512 ²	190.0M	271.0B	86.7	88.4	
MOAT-4		512 ²	483.2M	648.5B	-	89.1	

A.4 ADE20K SEMANTIC SEGMENTATION

Experimental setup. We experiment with the proposed MOAT models on ADE20K semantic segmentation dataset (Zhou et al., 2019) using DeepLabv3+ (Chen et al., 2018; 2017). We fine-tune the global attention for MOAT. The same training strategies are used for all backbone variants. Specifically, for training hyper-parameters, we train the model with 32 TPU cores for 180k iterations, with batch size 64, Adam (Kingma & Ba, 2015) optimizer, and a poly schedule learning rate starting at 0.0001. For data augmentations, the inputs images are resized and padded to either 513×513 or 641×641 , with random cropping, flipping, and color jittering (Cubuk et al., 2019). **No test-time augmentation is used during inference.**

Table 10: MOAT ImageNet hyper-parameter settings.

hyper-parameter	ImageNet-1K		ImageNet-22K	
	1K pre-training (MOAT-0/1/2/3)	1K → 1K fine-tuning	22K pre-training (MOAT-0/1/2/3)	22K → 1K fine-tuning
stochastic depth rate	0.2 / 0.3 / 0.5 / 0.7	0.2 / 0.3 / 0.5 / 0.9	0.1 / 0.2 / 0.3 / 0.6	0.1 / 0.2 / 0.3 / 0.6
center crop	true	false	true	false
randaugment	2, 15	2, 15/15/15/20	2, 5	2, 5
mixup alpha	0.8	0.8	none	none
loss type	softmax	softmax	sigmoid	softmax
label smoothing	0.1	0.1	0.0001	0.1
train epochs	300	30	90	30
train batch size	4096	512	4096	1024
optimizer type	AdamW	AdamW	AdamW	AdamW
peak learning rate	3e-3	5e-5	1e-3	5e-5
min learning rate	1e-5	5e-5	1e-5	5e-5
warm-up	10K steps	none	5 epochs	none
lr decay schedule	cosine	none	linear	none
weight decay rate	0.05	1e-8	0.01	1e-8
gradient clip	1.0	1.0	1.0	1.0
EMA decay rate	0.9999	0.9999	None	0.9999

Table 11: tiny-MOAT ImageNet hyper-parameter settings. *: use EMA decay rate 0.9999 for tiny-MOAT-3.

hyper-parameter	ImageNet-1K	
	1K input size 224	1K input size 256 (tiny-MOAT-0/1/2/3)
stochastic depth rate	0.0 / 0.0 / 0.0 / 0.1	0.0 / 0.0 / 0.0 / 0.1
center crop	true	true
randaugment	2, 15	2, 15
mixup alpha	0.8	0.8
loss type	softmax	softmax
label smoothing	0.1	0.1
train epochs	300	300
train batch size	4096	4096
optimizer type	AdamW	AdamW
peak learning rate	3e-3	3e-3
min learning rate	1e-5	1e-5
warm-up	10K steps	10K steps
lr decay schedule	cosine	cosine
weight decay rate	0.05	0.05
gradient clip	1.0	1.0
EMA decay rate	None*	None*

Table 12: **Training time** measured in hours. We use 16 TPUv4 cores for training MOAT- $\{0,1,2\}$ and 32 TPUv4 cores for MOAT-3. MOAT is training efficient: for ImageNet-22k pretraining, MOAT takes no more than 2.05 days, while for ImageNet-1k pretraining, MOAT takes < 1 day.

dataset	model	pre-training	fine-tuning	
			224 × 224	384 × 384
ImageNet-1K	input size	224 × 224	224 × 224	384 × 384
	MOAT-0	6.5h	–	2.8h
	MOAT-1	9.8h	–	4.4h
	MOAT-2	13.9h	–	6.1h
	MOAT-3	16.0h	–	7.9h
ImageNet-22K	input size	224 × 224	224 × 224	384 × 384
	MOAT-0	20.1h	0.9h	2.5h
	MOAT-1	30.0h	1.3h	3.9h
	MOAT-2	42.6h	1.8h	5.4h
	MOAT-3	49.2h	2.2h	7.0h

A.5 COCO PANOPTIC SEGMENTATION

Experimental setup. We also evaluate the proposed MOAT architectures on the challenging COCO panoptic segmentation dataset (Lin et al., 2014) using Panoptic-DeepLab (Cheng et al., 2020) with the official codebase (Weber et al., 2021). We fine-tune the global attention on downstream segmentation tasks for MOAT. We adopt the same training strategies for MOAT and its counterparts. Specifically, for training hyper-parameters, we train the model with 32 TPU cores for 200k iterations with the first 2k for warm-up stage. We use batch size 64, Adam (Kingma & Ba, 2015) optimizer, and a poly schedule learning rate starting at 0.0005. For data augmentations, the inputs images are resized and padded to 641×641 , with random cropping, flipping, and color jittering (Cubuk et al., 2019). **No test-time augmentation is used during inference.**

Main results. The results are summarized in Tab. 13, where MOAT consistently outperforms other backbones. Specifically, our MOAT-0 surpasses ConvNeXt-T significantly by 4.3% PQ. In the large model regime, MOAT-3 surpasses ConvNeXt-L by 3.5%. Our MOAT-4 achieves the performance of 46.7% PQ, outperforming the heavy backbone SWideRNet (Chen et al., 2020) by 2.3%.

Table 13: **Panoptic segmentation on COCO val set.** The results are obtained by applying different backbones with Panoptic-DeepLab, using **single-scale** inference (*i.e.*, no test-time augmentation). Results for MobileNet, ResNet, and Xception are cited from (Cheng et al., 2020), and results for SWideRNet is cited from (Chen et al., 2020), while results for ConvNeXt and MOAT are obtained using the official code-base (Weber et al., 2021) with the same training recipe. All models are trained and evaluated with input images resized to 641×641 , and thus FLOPs are also measured w.r.t. size 641×641 . †: use ImageNet-22K pretrained weights.

backbone	params	FLOPs	PQ (%)	PQ Th (%)	PQ St (%)
MobileNet-V3 (Howard et al., 2019)	-	12.2B	30.0	-	-
ResNet50 (He et al., 2016a)	-	77.8B	35.1	-	-
Xception-71 (Chollet, 2017)	-	109.2B	38.9	-	-
ConvNeXt-T (Liu et al., 2022b)	40.3M	51.3B	36.7	37.3	35.7
ConvNeXt-S (Liu et al., 2022b)	61.9M	87.2	40.0	41.4	37.9
ConvNeXt-B† (Liu et al., 2022b)	103.8M	146.2B	41.7	43.6	38.9
ConvNeXt-L† (Liu et al., 2022b)	220.1M	312.8B	41.9	43.6	39.4
ConvNeXt-XL† (Liu et al., 2022b)	379.6M	544.1B	43.0	44.9	40.0
SWideRNet (Chen et al., 2020)	752.5M	2614.0B	44.4	-	-
MOAT-0	39.5M	76.8B	41.0	42.6	38.6
MOAT-1	53.1M	119.7B	43.0	44.7	40.4
MOAT-2†	88.5M	199.7B	43.9	45.9	40.8
MOAT-3†	208.3M	493.3B	45.4	48.3	41.1
MOAT-4†	512.0M	1134.7B	46.7	49.5	42.4

A.6 ABLATION STUDIES ON MOAT MACRO-LEVEL DESIGN

Ablation studies on MOAT-based model. In Tab. 14, we ablate the stage-wise design by using either MBCConv or MOAT block in stage 2 to stage 5. The first stage is the convolutional stem, containing two 3×3 convolutions. We use the layer layout of MOAT-0. As shown in the table, the pure MOAT-based model (*i.e.*, using MOAT blocks for all four stages) achieves the best performance of 83.6%, which however uses the most FLOPs. Our MOAT model design (*i.e.*, use MOAT block in the last two stages) attains the better trade-off between accuracy and model complexity.

Table 14: **Ablation studies of MOAT-based model** on ImageNet-1K, using MOAT-0 layer layout and input size 224. We change the block type (MBCConv vs. MOAT block) from stage 2 to stage 5. The first stage is fixed to use the convolutional stem.

stage-2	stage-3	stage-4	stage-5	params (M)	FLOPs (B)	top-1 acc.
MOAT	MOAT	MOAT	MOAT	28.2	11.9	83.6
MBCConv	MOAT	MOAT	MOAT	28.1	6.9	83.5
MBCConv	MBCConv	MOAT	MOAT	27.8	5.7	83.3
MBCConv	MBCConv	MBCConv	MOAT	25.7	4.7	82.2
MBCConv	MBCConv	MBCConv	MBCConv	23.4	4.5	82.0

Ablation studies on MOAT meta architecture. We perform ablation studies on the meta-architecture by varying the number of blocks per stage. For simplicity, we only vary the block

numbers in the third and fourth stages, while keeping the block numbers in the other stages unchanged. Note that the first stage corresponds to the convolutional stem. The studies with MOAT-1 meta architecture are shown in Tab. 15. In the end, we choose the layout $\{2, 2, 6, 14, 2\}$ because it has the best performance and lower parameter cost. Interestingly, our discovery echoes the layer layout proposed by CoAtNet (Dai et al., 2021). We visualize the architecture of MOAT-1 in Fig. 6.

Table 15: **Ablation studies of MOAT meta-architecture design** on ImageNet-1K, using MOAT-1 and input size 224. We control the first, second and last stages to have two blocks, and vary the block numbers of the third and fourth stages.

number of blocks in five stages	params (M)	FLOPs (B)	top-1 acc.
(2, 2, 2, 16, 2)	43.7	8.9	84.1
(2, 2, 4, 15, 2)	42.6	9.0	84.2
(2, 2, 6, 14, 2)	41.6	9.1	84.2
(2, 2, 8, 13, 2)	40.6	9.2	84.1
(2, 2, 10, 12, 2)	39.5	9.3	84.1

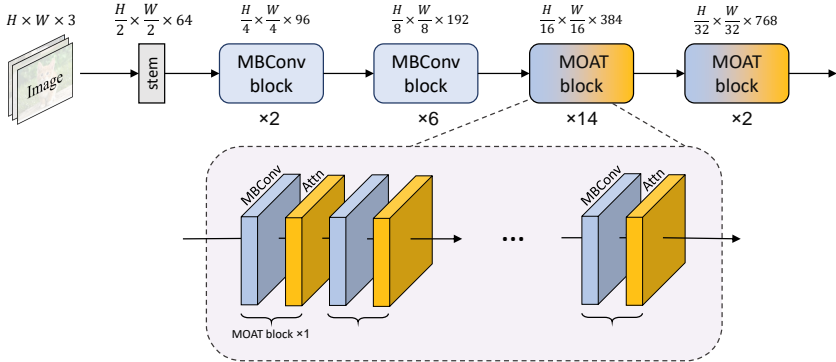


Figure 6: **Architecture of MOAT-1**, including the convolutional stem, MBConv, and MOAT blocks.

A.7 LIMITATIONS

Currently, the scaling rule of MOAT model variants are hand-designed. We, therefore, expect the architecture could be further improved by the breakthroughs in neural architecture search or network pruning (attaining faster inference speed while maintaining a similar accuracy).