

Analysis of Conditional Randomisation and Permutation schemes with application to conditional independence testing

Małgorzata Łazecka^{1,2}, Bartosz Kołodziejek¹ and Jan Mielniczuk^{1,2}

¹Faculty of Mathematics and Information Science, Warsaw University of Technology, Koszykowa 75, Warsaw, 00-662, Poland.

²Institute of Computer Science, Polish Academy of Sciences, Jana Kazimierza 5, Warsaw, 01-248, Poland.

Contributing authors: m.lazecka@ipipan.waw.pl;
b.kolodziejek@mini.pw.edu.pl; jan.mielniczuk@ipipan.waw.pl;

Abstract

We study properties of two resampling scenarios: Conditional Randomisation and Conditional Permutation scheme which are relevant for conditional independence testing of discrete random variables \mathbf{X} and \mathbf{Y} given random variable \mathbf{Z} . Namely, we investigate asymptotic behaviour of estimates of a vector of probabilities in such settings, establish their asymptotic normality and ordering between asymptotic covariance matrices. The results are used to derive asymptotic distributions of empirical Conditional Mutual Information in these set-ups. Somewhat unexpectedly, the distributions coincide for the two scenarios, despite differences in asymptotic distribution of estimates of probabilities. We also prove validity of permutation p-values for Conditional Permutation scheme. The above results justify consideration of conditional independence tests based on re-sampled p-values and on asymptotic chi square distribution with adjusted number of degrees of freedom. We show in numerical experiments that when the ratio of the sample size to the number of possible values of the triple exceeds 0.5, the test based on the asymptotic distribution with the adjustment made on limited number of permutations is a viable alternative to the exact test for both Conditional Permutation and Conditional Randomisation scenarios. Moreover, there is no significant difference between performance of exact tests for Conditional Permutation and Randomisation

scheme, the latter requiring knowledge of conditional distribution of \mathbf{X} given \mathbf{Z} , and the same conclusion is true for both adaptive tests.

Keywords: conditional independence, conditional mutual information, Kullback-Leibler divergence, conditional randomisation and permutation

1 Introduction

Checking conditional independence is a crucial ingredient of many Machine Learning algorithms designed to solve such problems as learning a structure of graphical models or selecting active predictors for a response in a regression problem, see e.g. [1–3]. In a greedy approach to variable selection for response Y , say, one needs to verify, whether X is conditionally independent of Y given Z (denoted by $X \perp\!\!\!\perp Y|Z$), where Z is a vector of predictors already chosen as active ones and X is any of the remaining candidates. When the conditional independence holds, then X is deemed as irrelevant, when it fails, the candidate which 'most strongly' contradicts it, is chosen. Checking conditional independence for discrete-valued random variables uses a specially designed test statistic T such as Pearson χ^2 statistic or Conditional Mutual information CMI . The value of statistic, calculated for the data considered, is compared with a benchmark distribution. As a benchmark distribution one usually considers asymptotic distribution of T under conditional independence or its distribution (or approximation thereof) calculated for resampled samples which conform to conditional independence. The asymptotic test is usually too liberal, especially for small sample sizes and leads to acceptance of too many false positive predictors. That is why resampling methods are of interest in this context (for other approaches see e.g. [4],[5], [6] and references therein). The resampling is commonly performed via either permuting values of X on each strata of Z , see e.g. [7], named Conditional Permutation in the following, or via replacing original values of X by values generated according to conditional distribution $P_{X|Z}$ if the distribution is known (Conditional Randomisation, [4]). Although validity of resampling approach in the latter case can be established fairly easily (see *ibidem*) this has been missing for conditional permutation approach as well as for asymptotic approach in both settings. Based on asymptotic results proved we consider modified asymptotic test using as a benchmark distribution a chi square distribution with adjusted number of degrees of freedom. The major contributions of the paper are thus as follows: we (i) establish validity of resampling method for conditional permutation approach;(ii) derive asymptotic distributions of estimated vector of probabilities and estimator of CMI under both resampling scenarios; (iii) compare asymptotic and resampled p-values approach in numerical experiments. In numerical experiments we show that for the considered models and the ratio of the sample size to the size of the support of (X, Y, Z) larger than 0.5, the

test based on the asymptotic distribution with the adjustment made on limited number of permutations performs on par or better than the exact test for both Conditional Permutation and Conditional Randomisation scenarios. Moreover, there is no significant difference between performance of exact tests for Conditional Permutation and Conditional Randomisation scheme, the latter requiring knowledge of conditional distribution of X given Z . The same is true for both adaptive tests.

As the null hypothesis of conditional independence is a composite one, there is an important question how to check control of type I error by choosing conditionally independent probability structures adequately. In the paper we adapt a novel approach which consists in investigating those null distributions which are Kullback-Leibler projections of the probability distributions for which power is investigated.

As an important by-product of investigation in (i) for conditional permutation scheme we establish asymptotic normality of normalised and centred vector having multivariate hyper-geometric or generalised hyper-geometric distribution.

2 Preliminaries

We consider discrete-valued triple (X, Y, Z) , where $X \in \mathcal{X}, Y \in \mathcal{Y}, Z \in \mathcal{Z}$ and all variables are possibly multivariate. Assume that $P(X = x, Y = y, Z = z) = p(x, y, z) > 0$ holds for any $(x, y, z) \in \mathcal{X} \times \mathcal{Y} \times \mathcal{Z}$. Moreover, we let $p(x, y|z) = P(X = x, Y = y|Z = z)$, where $p(z) = P(Z = z)$ and define $p(x|z)$ and $p(y|z)$ analogously. We will denote by I, J, K the respective sizes of supports of X, Y and Z : $|\mathcal{X}| = I, |\mathcal{Y}| = J, |\mathcal{Z}| = K$. As our primary concern here is checking conditional independence, we will use Conditional Mutual Information (*CMI*) as a measure of conditional dependence (we refer to [8] for basic information-theoretic concepts such as entropy and mutual information). Conditional Mutual Information is defined as

$$I(Y; X|Z) = \sum_{x,y,z} p(x, y, z) \log \frac{p(x, y|z)}{p(x|z)p(y|z)} \quad (1)$$

We note that the conditional mutual information is the mutual information (*MI*) of Y and X given $Z = z$ averaged over the values of Z . As *MI* is Kullback-Leibler divergence between the joint and the product distribution, it follows from the properties of Kullback-Leibler divergence that

$$I(Y; X|Z) = 0 \iff X \text{ and } Y \text{ are conditionally independent given } Z.$$

This is a powerful property, not satisfied for other measures for dependence such as partial correlation coefficient in the case of continuous random variables. The conditional independence of X and Y given Z will be denoted by

$X \perp\!\!\!\perp Y|Z$ and referred to as CI. We note that since $I(Y; X|Z)$ is defined as a probabilistic average of $I(Y; X|Z = z)$ over $Z = z$, it follows that

$$I(Y; X|Z) = 0 \iff I(Y; X|Z = z) = 0 \text{ for any } z \text{ in the support of } Z.$$

Let $(X_i, Y_i, Z_i)_{i=1}^n$ be independent sample of copies of (X, Y, Z) and consider the unconstrained maximum likelihood estimator of probability mass function (p.m.f.) $((p(x, y, z))_{x,y,z}$ based on this sample being simply a vector of fractions $((\hat{p}(x, y, z))_{x,y,z} = (n(x, y, z)/n)_{x,y,z}$, where $n(x, y, z) = \sum_{i=1}^n \mathbb{I}(X_i = x, Y_i = y, Z_i = z)$. In the following we will consider various resampling schemes which will consist of generating new data such that they satisfy CI hypothesis for the *fixed* original sample. Thus, extending the observed data to infinite sequence for notational convenience, we will denote by P^* the conditional probability related to the resampling scheme considered given the sequence $(X_i, Y_i, Z_i)_{i=1}^\infty$.

3 Resampling scenarios

We discuss first Conditional Permutation scheme which can be applied to conditional independence testing, establish validity of p-values based on this scheme and the form of asymptotic distribution for sample proportions which is used later to derive asymptotic distribution of empirical *CFI*.

3.1 Conditional Permutation (CP) scenario

We assume that the sample $(\mathbf{X}, \mathbf{Y}, \mathbf{Z}) = (X_i, Y_i, Z_i)_{i=1}^n$ is given and we consider CI hypothesis $H_0 : X \perp\!\!\!\perp Y|Z$. The Conditional Permutation (CP) scheme, used e.g. in [7], is a generalisation of a common permutation scheme applied to test unconditional independence of X and Y . It consists in the following: for every value z_i of Z appearing in the sample we consider the strata corresponding to this value, namely

$$P_i = \{j : Z_j = z_i\}.$$

CP sample is obtained from the original sample by replacing (X_j, Y_j, Z_j) for $j \in P_i$ by $(X_{\pi^i(j)}, Y_j, Z_j)$, where π^i is a randomly and uniformly chosen permutation of P_i and π^i are independent. Thus on every strata $Z = z$ we randomly permute values of corresponding X independently of values of Y . We consider the family of all permutations Π of all permutations π of $\{1, \dots, n\}$ which preserve each of P_i i.e. π is composed of π^i 's, i.e. such that their restriction to every P_i is a permutation of P_i . The number of such permutations is $\prod_z n(z)!$, where $n(z) = \sum_{i=1}^n \mathbb{I}(Z_i = z)$.

3.1.1 Validity of p-values for CP scenario

We first prove the result which establishes validity of resampled p-values for any statistic for the Conditional Permutation scheme. Let $X_j^* = X_{\pi^i(j)}$ for $j \in P_i$ and denote by $(\mathbf{X}^*, \mathbf{Y}, \mathbf{Z})$ the sample (X_i^*, Y_i, Z_i) , $i = 1, \dots, n$. Let $T(\mathbf{X}_n, \mathbf{Y}_n, \mathbf{Z}_n)$ be any statistic defined on the underlying sample

$(\mathbf{X}_n, \mathbf{Y}_n, \mathbf{Z}_n) = (X_i, Y_i, Z_i)_{i=1}^n$ which is used for CI testing. We choose B independent permutations in Π , construct B corresponding resampled samples by CP scenario $(\mathbf{X}_{n,b}^*, \mathbf{Y}_{n,b}^*, \mathbf{Z}_{n,b}^*)$ for $b = 1, 2, \dots, B$ and calculate the values of statistic $T_b^* = T(\mathbf{X}_{n,b}^*, \mathbf{Y}_{n,b}^*, \mathbf{Z}_{n,b}^*)$. The pertaining p-value based on CP resampling are defined as

$$\frac{1 + \sum_{b=1}^B \mathbb{I}(T \leq T_b^*)}{1 + B}.$$

Thus, roughly, resampling p-value is defined as the fraction of T_b^* not smaller than T (ones are added to the numerator and denominator to avoid null p-value). Although p-values based on CP scheme have been used in practice (see e.g. [7]) to the best our knowledge, their validity has not been established previously.

Theorem 1 (Validity of p-values for CP scheme) *If the null hypothesis $H_0 : X \perp\!\!\!\perp Y|Z$ holds, then*

$$P\left(\frac{1 + \sum_{b=1}^B \mathbb{I}(T \leq T_b^*)}{1 + B} \leq \alpha\right) \leq \alpha,$$

where $T = T(\mathbf{X}_n, \mathbf{Y}_n, \mathbf{Z}_n)$ and $T_b^* = T(\mathbf{X}_{n,b}^*, \mathbf{Y}_{n,b}^*, \mathbf{Z}_{n,b}^*)$.

The result implies that if the testing procedure rejects H_0 when the resampling p-value does not exceed α its level of significance is also controlled at α . The proof is based on exchangeability of T, T_1^*, \dots, T_B^* and is given in the Appendix.

3.1.2 Asymptotic distribution of sample proportions for Conditional Permutation method

We define \hat{p}^* to be an empirical p.m.f. based on this sample

$$\hat{p}^*(x, y, z) = \frac{1}{n} \sum_{i=1}^n I(X_{\pi(i)} = x, Y_i = y, Z_i = z),$$

where $\pi \in \Pi$ is randomly and uniformly chosen from Π . Similarly to $n(x, y, z)$ we let $n(y, z) = \sum_{i=1}^n \mathbb{I}\{Y_i = y, Z_i = z\}$ and $n(x, z)$ is defined analogously. We first prove

Theorem 2 (i) *Joint distribution of the vector $(n\hat{p}^*(x, y, z))_{x,y,z}$ is given by*

$$P^*(n\hat{p}^*(x, y, z) = k(x, y, z), (x, y, z) \in \mathcal{X} \times \mathcal{Y} \times \mathcal{Z}) = \prod_z \left(\frac{\prod_x n(x, z)! \prod_y n(y, z)!}{n(z)! \prod_{x,y} k(x, y, z)!} \right), \quad (2)$$

where P^* denotes conditional probability given the original sample, $(k(x, y, z))_{x,y,z}$ is a sequence taking values in nonnegative integers such that $\sum_x k(x, y, z) = n(y, z)$

6 Analysis of Conditional Randomisation and Permutation schemes

and $\sum_y k(x, y, z) = n(x, z)$, otherwise $P^*(n\hat{p}^*(x, y, z) = k(x, y, z)) = 0$.

(ii) Asymptotic behaviour of the vector $(\hat{p}^*(x, y, z))_{x, y, z}$ conditionally on $(X_i, Y_i, Z_i)_{i=1}^\infty$ is given by following weak convergence

$$\sqrt{n}(\hat{p}^*(x, y, z) - \hat{p}(x|z)\hat{p}(y|z)\hat{p}(z))_{x, y, z} \xrightarrow{d} N(0, \Sigma), \quad (3)$$

for almost all $(X_i, Y_i, Z_i)_{i=1}^\infty$, where $\Sigma_{x, y, z}^{x', y', z'}$, element of Σ corresponding to row index x, y, z and column index x', y', z' , is defined by

$$\begin{aligned} \Sigma_{x, y, z}^{x', y', z'} = \mathbb{I}(z = z')p(z) & \left(p(x|z)p(y|z)p(x'|z)p(y'|z) - \mathbb{I}(x = x')p(x|z)p(y|z)p(y'|z) \right. \\ & \left. - \mathbb{I}(y = y')p(x|z)p(x'|z)p(y|z) + \mathbb{I}(x = x', y = y')p(x|z)p(y|z) \right), \end{aligned} \quad (4)$$

Proof (i) The proof is a simple generalisation of the result of J. Halton [9] who established the form of the conditional distribution of bivariate contingency table given its marginals and we omit it.

(ii) In view of (2) subvectors

$$(\hat{p}^*(\cdot, \cdot, z_1), \hat{p}^*(\cdot, \cdot, z_2), \dots, \hat{p}^*(\cdot, \cdot, z_K))$$

are independent given $(X_i, Y_i, Z_i)_{i=1}^n$, thus in order to prove (3) it is sufficient to prove analogous result when the stratum $Z = z$, i.e. for the unconditional permutation scenario. Note that since we consider conditional result given $(X_i, Y_i, Z_i)_{i=1}^\infty$, strata sample sizes $n(z_i)$ are deterministic and such that $n(z_i)/n \rightarrow P(Z = z_i)$ for almost every such sequence. The needed result is stated below. \square

Theorem 3 Assume that $n_{ij}, i = 1, \dots, I, j = 1, \dots, J$ are elements of $I \times J$ contingency table based on iid sample of n observations pertaining to discrete distribution (p_{ij}) satisfying $p_{ij} = p_{i.}p_{.j}$. Then we have provided $p_{ij} > 0$ for all i, j that

$$\frac{1}{\sqrt{n}}(n_{ij} - \frac{n_{i.}n_{.j}}{n})_{i, j} \mid (n_{.i}, n_{.j})_{i, j} \xrightarrow{d} N(0, \Sigma), \quad (5)$$

where $\Sigma = (\Sigma_{i, j}^{k, l})$ and $\Sigma_{i, j}^{k, l} = p_{i.}(\delta_{ik} - p_{.k})p_{.j}(\delta_{jl} - p_{l.})$.

Remark 1 Let $(X_i^*, Y_i^*)_{i=1}^n$ be a sample obtained from $(X_i, Y_i)_{i=1}^n$ by a random (unconditional) permutation of values of $X_i, Y_i^* = Y_i$ and $\hat{p}^*(x, y)$ be an empirical p.m.f. corresponding to $(X_i^*, Y_i^*)_{i=1}^n$. Then obviously (n_{ij}/n) and $(\hat{p}^*(x, y))$ follow the same distribution and (5) is equivalent to

$$\sqrt{n}(\hat{p}^*(x, y) - \hat{p}(x)\hat{p}(y))_{x, y} \mid (n(x), n(y))_{x, y} \xrightarrow{d} N(0, \Sigma).$$

Moreover, the elements of Σ can be written as (compare (4))

$$\Sigma_{x, y}^{x', y'} = p(x)(\mathbb{I}(x = x') - p(x'))p(y)(\mathbb{I}(y = y') - p(y')).$$

Remark 2 Matrix Σ introduced above has rank $(I - 1) \times (J - 1)$ and can be written using the tensor products as $(\text{diag}(\alpha) - \alpha \otimes \alpha) \otimes (\text{diag}(\beta) - \beta \otimes \beta)$, where $\alpha = (p_{i.})_i$ and $\beta = (p_{.j})_j$.

The proof of Theorem 3 follows from a weak convergence result for table-valued hypergeometric distributions which is important in its own right.

Let R denote the range of indices $(i, j): R = \{1, \dots, I\} \times \{1, \dots, J\}$. For $x = (x_i, \dots, x_d)^\top \in \mathbb{R}^d$ we write $|x| = \sum_{i=1}^d x_i$. Let $T_d = \{x \in (0, 1)^d: |x| = 1\}$ denote the simplex in \mathbb{R}^d .

Lemma 4 *Let $a_r = (a_1^{(r)}, \dots, a_I^{(r)})^\top$ and $b_r = (b_1^{(r)}, \dots, b_J^{(r)})^\top$ be two vectors with coordinates being natural numbers such that*

$$n_r := |a_r| = |b_r|.$$

Suppose that the law of $X_r = (X_{ij}^{(r)})_{(i,j) \in R}$ is given by

$$P(X_r = k) = \frac{\prod_{i=1}^I a_i^{(r)}! \prod_{j=1}^J b_j^{(r)}!}{n_r! \prod_{(i,j) \in R} k_{ij}!} \quad (6)$$

for $k = (k_{ij})_{(i,j) \in R}$ such that $k_{ij} \in \{0, 1, \dots\}$,

$$\sum_{j=1}^J k_{ij} = a_i^{(r)} \quad \text{and} \quad \sum_{i=1}^I k_{ij} = b_j^{(r)}, \quad (i, j) \in R.$$

Assume that as $r \rightarrow \infty$,

$$n_r \rightarrow \infty, \quad a_r/n_r \rightarrow \alpha = (\alpha_1, \dots, \alpha_I) \in T_I, \quad b_r/n_r \rightarrow \beta = (\beta_1, \dots, \beta_J) \in T_J.$$

Then,

$$\frac{1}{\sqrt{n_r}} \left(X_r - \frac{1}{n_r} a_r b_r^\top \right) \xrightarrow{d} N(0, \Sigma),$$

where $\Sigma = (\Sigma_{i,j}^{k,l})$ and

$$\Sigma_{i,j}^{k,l} = \alpha_i (\delta_{ik} - \alpha_k) \beta_j (\delta_{jl} - \beta_l). \quad (7)$$

The proof of Lemma 4 is relegated to the appendix. Theorem 3 is just a specialization of Lemma 4 with $a = (n_i)_i$, $b = (n_j)_j$ on a probability space $(\Omega, \mathcal{F}, P_n)$, where $P_n = P(\cdot | (n_i, n_j)_{i,j})$ is a regular conditional probability.

3.2 Conditional Randomisation scenario

We consider now Conditional Randomisation (CR) scheme, popularised in [4] which assumes that the conditional distribution $P_{X|Z}$ is known and the resampled sample is $(X_i^*, Y_i, Z_i)_{i=1}^n$, where X_i^* is generated independently according to the conditional distribution $P_{X|Z=z_i}$ independently of (\mathbf{X}, \mathbf{Y}) .

We note that the conclusion of Theorem 1 is also valid for CR scenario (cf. [4], Lemma 4.1).

Let $\hat{p}^*(x, y, z) = \frac{1}{n} \sum_{i=1}^n \mathbb{I}(X_i^* = x, Y_i = y, Z_i = z)$.

Theorem 5 *Conditionally on $(X_i, Y_i, Z_i)_{i=1}^\infty$, we have almost surely that*

$$\sqrt{n} (\hat{p}^*(x, y, z) - p(x|z)\hat{p}(y|z)\hat{p}(z))_{x,y,z} \xrightarrow{d} N(0, \tilde{\Sigma}),$$

where

$$\tilde{\Sigma}_{x,y,z}^{x',y',z'} = \mathbb{I}(y = y', z = z') (\mathbb{I}(x = x')p(x|z)p(y|z)p(z) - p(x|z)p(x'|z')p(y|z)p(z)).$$

The proof which is based on multivariate Berry-Esseen theorem is moved to the Appendix.

Remark 3 Recall that Σ and $\tilde{\Sigma}$ asymptotic covariance matrices for Conditional Permutation and Conditional Randomisation scenarios, respectively. Intuitively, the amount of variability introduced by resampling should be smaller in the case of the Conditional Permutation scheme as it retains empirical conditional distribution of X given Z . This is indeed the case and is reflected in the ordering of covariance matrix ordering. Namely, we have that $\Sigma \leq \tilde{\Sigma}$, where $A \leq B$ means that $B - A$ is nonnegative definite (see Lemma 6 in the Appendix). The inequalities between covariance matrices can be strict. In view of this it is somewhat surprising that the asymptotic distributions of \widehat{CMI} based on \hat{p}^* in all resampling scenarios coincide. This is investigated in the next Section.

4 Asymptotic distribution of \widehat{CMI} for considered resampling schemes

We prove that despite differences in asymptotic behaviour of $n^{1/2}(\hat{p}^* - \hat{p})$ for both resampling schemes considered, the asymptotic distributions of $\widehat{CMI}^* = CMI(\hat{p}^*)$ based on them coincide and the common limit coincides with asymptotic distribution of $\widehat{CMI} = n^{1/2}(\hat{p} - p)$, namely χ^2 distribution with $(|\mathcal{X}|-1) \times (|\mathcal{Y}|-1) \times |\mathcal{Z}|$ degrees of freedom. Thus in this case the general bootstrap principle holds as the asymptotic distributions of \widehat{CMI} and \widehat{CMI}^* are the same.

Theorem 6 *For almost all sequences $(X_i, Y_i, Z_i), i = 1, \dots$ and conditionally on $(X_i, Y_i, Z_i)_{i=1}^\infty$ we have*

$$2n \times CMI(\hat{p}^*) \xrightarrow{d} \chi_{(|\mathcal{X}|-1) \times (|\mathcal{Y}|-1) \times |\mathcal{Z}|}^2, \quad (8)$$

a.e., where \hat{p}^ is based on CP or CR scheme.*

Proof We will prove the result for Conditional Permutation scheme and indicate the differences in the proof in the case of CR scheme at the end. The approach is based on delta method as for \widehat{CMI} (see e.g. [6]). We consider CMI as a functional of probability vector $(p(x, y, z))_{x,y,z}$ defined as (compare (1))

$$CMI(p) = \sum_{x,y,z} p(x, y, z) \log \frac{p(x, y, z)p(z)}{p(x, z)p(y, z)}.$$

The gradient and Hessian of CMI are equal to, respectively,

$$(D_{CMI}(p))(x, y, z) = \frac{\partial CMI(p)}{\partial p(x, y, z)} = \log \frac{p(x, y, z)p(z)}{p(x, z)p(y, z)}, \quad (9)$$

and

$$(H_{CMI}(p))_{x,y,z}^{x',y',z'} = \frac{\mathbb{I}(x = x', y = y', z = z')}{p(x, y, z)} - \frac{\mathbb{I}(x = x', z = z')}{p(x, z)} - \frac{\mathbb{I}(y = y', z = z')}{p(y, z)} + \frac{\mathbb{I}(z = z')}{p(z)}, \quad (10)$$

where $(H_{CMI}(p))_{x,y,z}^{x',y',z'}$ denotes element of Hessian with row column index x, y, z and column index x', y, z' . In order to check it, it is necessary to note that e.g. the term $p(x', y') = \sum_z p(x', y', z')$ contains the summand $p(x, y, z)$ if $x = x'$ and $y = y'$, and thus $\frac{\partial p(x', y')}{\partial p(x, y, z)} = I(x = x', y = y')$. The proof follows now from expanding $CMI(\hat{p}^*)$ around $\hat{p}_{ci} := \hat{p}(x|z)\hat{p}(y|z)\hat{p}(z)$:

$$CMI(\hat{p}^*) = CMI(\hat{p}_{ci}) + (\hat{p}^* - \hat{p}_{ci})^\top D_{CMI}(\hat{p}_{ci}) + \frac{1}{2}(\hat{p}^* - \hat{p}_{ci})^\top H_{CMI}(\xi)(\hat{p}^* - \hat{p}_{ci}), \quad (11)$$

where $\xi = (\xi_{x,y,z})_{x,y,z}$ and $\xi_{x,y,z}$ is a point in-between $\hat{p}^*(x, y, z)$ and $\hat{p}_{ci}(x, y, z)$. We note that $CMI(\hat{p}_{ci}) = 0$ as \hat{p}_{ci} is a distribution satisfying CI and, moreover, the gradient of conditional mutual information D_{CMI} at \hat{p}_{ci} is also 0 as

$$\begin{aligned} (D_{CMI}(\hat{p}_{ci}))(x, y, z) &= \log \frac{\hat{p}_{ci}(x, y, z)\hat{p}_{ci}(z)}{\hat{p}_{ci}(x, z)\hat{p}_{ci}(y, z)} = \log \frac{\hat{p}_{ci}(x, y, z)\hat{p}(z)}{\hat{p}(x, z)\hat{p}(y, z)} \\ &= \log \frac{\hat{p}(x|z)\hat{p}(y, z)\hat{p}(z)}{\hat{p}(x, z)\hat{p}(y, z)} = 0. \end{aligned}$$

Thus two first terms on RHS of (11) are 0. Moreover, using continuity of $H_{CMI}(\cdot)$ following from $p(x, y, z) > 0$ for all (x, y, z) and (3) it is easy to see that

$$n(\hat{p}^* - \hat{p}_{ci})^\top (H_{CMI}(\xi) - H_{CMI}(p_{ci}))(\hat{p}^* - \hat{p}_{ci}) \rightarrow 0$$

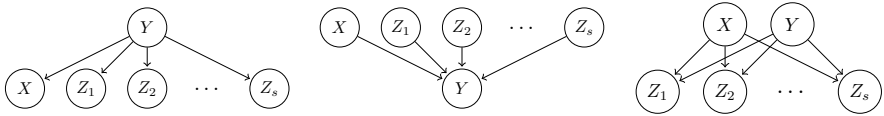
a.e. Thus the asymptotic distribution of $2n \times CMI(\hat{p}^*)$ coincides with that of $n^{1/2}(\hat{p}^* - \hat{p}_{ci})^\top H_{CMI}(p_{ci})n^{1/2}(\hat{p}^* - \hat{p}_{ci})$. Using (3) again we see that the asymptotic distribution is that of quadratic form $Z^\top H(p_{ci})Z$, where $Z \sim N(0, \Sigma)$. Alternatively, in view of the spectral decomposition, we have that

$$2nCMI(\hat{p}^*) \xrightarrow{d} \sum_{x,y,z} \lambda_{x,y,z} Z_{x,y,z}^2, \quad (12)$$

where $Z = (Z_{x,y,z})_{x,y,z} \sim N(0, I)$ and $\lambda_{x,y,z}$ are eigenvalues of a matrix $M = H_{CMI}(p_{ci})\Sigma$. To finish the proof it is enough to check that M is idempotent, thus all its eigenvalues are 0 or 1, and verify that the trace of M equals $(|\mathcal{X}|-1) \times (|\mathcal{Y}|-1) \times |\mathcal{Z}|$. This is proved in Lemma 1 in the Appendix.

The proof for CR scheme is analogous and differs only in that in the final part of the proof matrix M is replaced by matrix $\tilde{M} = H_{CMI}\tilde{\Sigma}$ where $\tilde{\Sigma}$ is defined in Theorem 5. However, it's shown in Lemma 3 in the Appendix that $\tilde{M} = M$ thus the conclusion of the Theorem holds also for CR scheme. \square

Remark 4 We note that two additional resampling scenarios can be defined. The first one, which we call bootstrap.X is a variant of CR scenario which avoids using knowledge of $P_{X|Z}$ by independent sampling X_i^* from empirical distribution $\hat{p}(x|z_i)$. In order to introduce the second proposal, Conditional Independence Bootstrap (CIB), consider first empirical distribution $\hat{p}_{ci} = (\hat{p}(x|z)\hat{p}(y|z)\hat{p}(z))$. We note that probability mass function $(\hat{p}_{ci}(x, y, z))_{x,y,z}$ is the maximum likelihood estimator of p.m.f. $(p(x, y, z))_{x,y,z}$ when conditional independence of X and Y given Z holds. Then

**Fig. 1:** Considered models

$(X_i^*, Y_i^*, Z_i^*)_{i=1}^n$ is defined as iid sample given $(\mathbf{X}, \mathbf{Y}, \mathbf{Z})$ drawn from \hat{p}_{ci} . Note that there is a substantial difference between this and previous scenarios as in contrast to them X and Z observations are also sampled. For both scenarios convergence is established in Theorem 6 holds (see [10]). However, we conjecture that validity of p -values does not hold for these schemes. As we do not established substantial advantages of using either bootstrap.X or CIB over neither CP or CR scheme we have not pursue discussing them here in detail.

5 Numerical experiments

In the experiments we will consider the following modification of classical asymptotic test based on chi square distribution as the reference distribution. Namely, as it is established in Theorem 6 that $2n \times \widehat{CMI}^*$ is approximately chi square distributed for both scenarios considered, we use the limited number of resampled samples to approximate the mean of the distribution of $2n \times \widehat{CMI}^*$ and use the obtained value as an estimate of the number of degrees of freedom of chi square distribution. The adjustment corresponds to equality of the mean and the number of degrees of freedom in the case of chi square distribution. Thus, we still consider chi square distribution as the reference distribution for CI testing, however we adjust its number of degrees of freedom. The idea appeared already in [7]. Here, the approach is supported by Theorem 6 and the behaviour of the resulting test is compared with the other tests considered in the paper.

We will thus consider three tests in both resampling schemes CR and CP. The test which will be called **exact** is based on Theorem 1 in the case of CP scenario and the analogous result for CR scenario in [4]. The test **df estimation** uses chi square distribution with the degrees of freedom estimated in data-dependent way as just described. As a benchmark test we use the asymptotic test which uses asymptotic chi square distribution established in Theorem 6 as a reference distribution.

Choice of number of resampled samples B. As in the case of **df estimation** test the reference distribution uses the estimator of the mean and not the estimators of upper quantiles of high order, we use a moderate number of resampled samples $B = 50$ for this purpose. In order to have equal computational cost for all tests, $B = 50$ is also used in the case of **exact** test. We will see that (cf Figure 4) that failing to control level of significance for **exact** tests in some cases is mostly due to not too small B but to occurrence of missing

cells for small sample sizes relative to the number of values¹. Note that using moderate B renders application of such tests in greedy feature selection (when such tests have to be performed many times) feasible.

Below we will describe the considered models in detail by giving the formula for joint distribution of $(X, Y, Z_1, Z_2, \dots, Z_s)$.

- **Model 'Y to XZ'** (the first panel of Figure 1). Joint probability in the model is factorised as follows

$$p(x, y, z_1, z_2, \dots, z_s) = p(y)p(x, z_1, z_2, \dots, z_s|y),$$

thus it is sufficient to define p.m.f. of Y and conditional p.m.f. of (X, Z_1, \dots, Z_s) given Y . First, Y is a Bernoulli random variable with probability of success equal to 0.5 and $(\tilde{X}, \tilde{Z}_1, \dots, \tilde{Z}_s)|Y = y$ follows multivariate normal distribution $N_{s+1}(y\gamma_s, \sigma^2 I_{s+1})$, where $\gamma_s = (1, \gamma, \dots, \gamma^s)$, and $\gamma \in [0, 1]$ and $\sigma > 0$ are parameters in that model. In order to obtain discrete variables from continuous $(\tilde{X}, \tilde{Z}_1, \dots, \tilde{Z}_s)$ we define the distribution of (X, Z_1, \dots, Z_s) given $Y = y$ by assuming their conditional independence given Y and

$$P(X = x|Y = y) = P\left((-1)^x \tilde{X} \leq \frac{(-1)^x}{2} | Y = y\right),$$

$$P(Z_i = z_i|Y = y) = P\left((-1)^{z_i} \tilde{Z}_i \leq \frac{(-1)^{z_i} \gamma^i}{2} | Y = y\right)$$

for $i = 1, 2, \dots, s$, where $x, z_1, z_2, \dots, z_s \in \{0, 1\}$. Thus $X|Y = y \sim \text{Bern}(\Phi((2y - 1)/(2\sigma)))$ and $Z_i|Y = y \sim \text{Bern}(\Phi((2y - 1)\gamma^i/(2\sigma)))$. Variables X, Z_1, Z_2, \dots, Z_s are conditionally independent given Y but X and Y are not independent given Z_1, Z_2, \dots, Z_s .

- **Model 'XZ to Y'** This model is obtained by changing direction of all arrows in the graph corresponding to the previous model; compare the first and the second panel of Figure 1. In the model the joint distribution is given by

$$p(x, y, z_1, z_2, \dots, z_s) = p(x) \left(\prod_{i=1}^s p(z_i) \right) p(y|x, z_1, z_2, \dots, z_s).$$

The variables X and Z_i all have $\text{Bern}(0.5)$ distribution and conditional distribution of Y follows

$$Y|X = x, Z_1 = z_1, \dots, Z_s = z_s \\ \sim \text{Bern} \left(1 - \Phi \left(\left(\frac{x + z_1 + z_2 + \dots + z_s}{s + 1} - 0.5 \right) / \sigma \right) \right).$$

¹For missing cells the corresponding summand in the definition of \widehat{CMI} and \widehat{CMI}^* is omitted

- **Model 'XY to Z'** (third panel in Figure 1) The joint probability factorises as follows

$$p(x, y, z_1, z_2, \dots, z_s) = p(x)p(y) \prod_{i=1}^s p(z_i|x, y).$$

X and Y are independent and both follow Bernoulli distribution $Bern(0.5)$. The distribution of Z_i depends on the arithmetic mean of X and Y and the variables Z_1, \dots, Z_s are conditionally independent given (X, Y) . They follow Bernoulli distribution $Z_i|(X + Y)/2 = w \sim Bern(1 - \Phi(\alpha(\frac{1}{2} - w)))$ for $i \in \{1, 2, \dots, s\}$, where $\alpha \geq 0$ controls the strength of dependence. For $\alpha = 0$, the variables Z_i do not depend on (X, Y) .

- **Model XOR** The distribution of Y is as follows:

$$P(Y = 1|X + Z_1 + Z_2 =_2 1) = P(Y = 0|X + Z_1 + Z_2 =_2 0) = \beta,$$

where $0.5 < \beta < 1$ and $=_2$ denotes addition modulo 2. We also introduce variables Z_3, Z_4, \dots, Z_s independent of (X, Y, Z_1, Z_2) . All variables X, Z_1, Z_2, \dots, Z_s are independent and binary with the probability of success equal to 0.5.

We run simulations for fixed model parameters (Model '**Y to XZ**': $\gamma = 0.5$, $\sigma = 0.5$, Model '**XZ to Y**': $\sigma = 0.07$, model '**XY to Z**': $\alpha = 3$, model **XOR**: $\beta = 0.8$). In all the models number of conditioning variables $s = 4$ was considered. The parameters are chosen in such a way that in all four models conditional mutual informations $CMI(X, Y|Z)$ have similar values contained in the interval $[0.16, 0.24]$ (see Figure 2 for $\lambda = 0$ which corresponds to the chosen p.m.f. $p(x, y, z)$). We define a family of distributions parameterised by parameter $\lambda \in [0, 1]$ in the following way:

$$p_\lambda(x, y, z) = \lambda p_{ci}(x, y, z) + (1 - \lambda)p(x, y, z),$$

where p denotes the joint distribution pertaining to the model with the chosen parameters and $p_{ci}(x, y, z) = p(x|z)p(y|z)p(z)$ is the Kullback-Leibler projection of p onto the family \mathcal{P}_{ci} of p.m.fs satisfying conditional independence $X \perp\!\!\!\perp Y|Z$ (see Lemma 0.4 in Appendix). Probability mass function $p_{ci}(x, y, z)$ can be explicitly calculated for given $p(x, y, z)$. Note that λ is a parameter which controls the strength of shrinkage of p towards p_{ci} . We also underline that the Kullback-Leibler projection of p_λ onto \mathcal{P}_{ci} is also equal to p_{ci} (see Lemma 0.5 in the Appendix). Figure 2 shows how conditional mutual information of X and Y given (Z_1, Z_2, \dots, Z_s) changes with respect to λ . For $\lambda = 1$, $p_\lambda = p_{ci}$, thus X and Y are conditionally independent and $CMI(X, Y|Z) = 0$.

The simulations, besides standard analysis of attained levels of significance and power, are focused on the following issues. Firstly, we analyse levels of significance of \widehat{CMI} -based tests for small sample sizes. It is known that for small sample sizes problems with control of significance levels arise, as the probability of obtaining the samples which result in empty cells (i.e. some values of (x, y, z_1, \dots, z_s) are not represented in the sample) is high. This issue

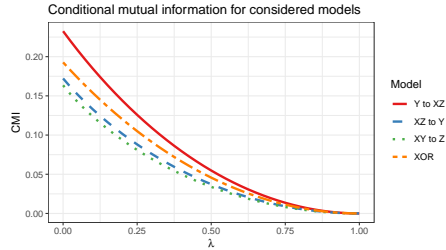


Fig. 2: Conditional mutual information of random variables X and Y given $Z = (Z_1, Z_2, Z_3, Z_4)$, joint distribution of which equals $p_\lambda = \lambda p_{ci} + (1-\lambda)p$, and p and p_{ci} are characterized by the chosen models and parameters (see text).

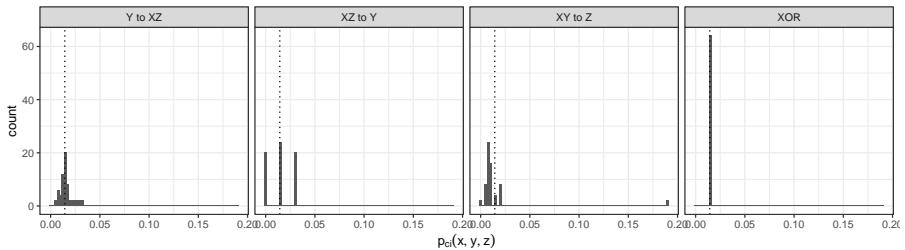


Fig. 3: Histograms of values of probabilities p_{ci} for the four considered models. The vertical dotted line shows the value of probability p_{ci} when all triples (x, y, z) are equally probable.

obviously can not be solved by increasing the number of resampled samples as it is due the original sample itself. However, we would like to check whether using chi square distribution with estimated number of degrees of freedom as a benchmark distribution provides a solution to this problem. Moreover, the power of such tests in comparison with **exact** tests is of interest. Secondly, it is of importance to verify whether the knowledge of conditional distribution of X given Z which is needed for CR scheme, actually translates into better performance of the resulting test over the performance of the same test in CP scenario.

Note that conditional independence hypothesis is a composite hypothesis, i.e. there are many p.m.fs satisfying it. Thus the important question is how to choose representative null examples on which control of significance level should be checked. Here we adapt natural, and to our knowledge, novel approach which consists in considering as the nulls the projections p_{ci} of p.m.f's p for which power is investigated.

In Figure 3 histograms of $p_{ci}(x, y, z)$ for the considered models are shown. Although all $2^{s+2} = 64$ probabilities $p(x, y, z)$ are larger than 0 in all models, some probabilities may be very close to 0 (as it happens in '**XZ to Y**' model). For model **XOR** all triples are equally likely and thus for all (x, y, z)

$p_{ci}(x, y, z) = 1/2^6 = 0.015625$. If there are many values of $p_{ci}(x, y, z)$ that are close to 0, the probability of obtaining a sample without some triples (x, y, z) for which $p_{ci}(x, y, z) > 0$ is high. In particular this happens in 'XZ to Y' model. In Table 1 we provide the values of sample sizes corresponding to changing **frac** as well as the value of np_{min} , where p_{min} is the minimal value of probability mass function.

frac	0.5	1	3	5	20		0.5	1	3	5	20
n	32	64	192	320	1280		2	64	192	320	1280
	$n \min_{(x,y,z)} p_{ci}(x, y, z)$						$n \min_{(x,y,z)} p(x, y, z)$				
Y to XZ	0.2	0.4	1.1	1.9	7.5		0.1	0.2	0.5	0.9	3.5
XZ to Y	0.5	0.9	2.7	4.6	18.2	$\cdot 10^{-5}$	0.5	0.9	2.7	4.6	18.3
XY to Z	0.0	0.1	0.2	0.4	1.4		0.2	0.3	1.0	1.6	6.4
XOR	0.5	1.0	3.0	5.0	20.0		0.2	0.4	1.2	2.0	8.0

Table 1: Values of np_{min} , where $p_{min} = \min_{(x,y,z)} p_{ci}(x, y, z)$ or $p_{min} = \min_{(x,y,z)} p(x, y, z)$ with respect to n .

In the following the performance of the procedures is studied with respect to the parameter **frac** = $n/2^{s+2}$ instead of sample size n . As the number of unique values of triples (x, y, z) equals 2^{s+2} , thus **frac** is the average number of observations per cell in the uniform case and roughly corresponds to this index for a general binary discrete distribution.

In Figure 4 the estimated fraction of rejections for the tests based on resampling in case when the null hypothesis is true ($\lambda = 1$) is shown when the assumed level of significance equals 0.05. The attained levels of significance for asymptotic test are given separately in Figure 5. Overall, for all the procedures based on resampling attained level of significance is approximately equal to the assumed one, except for **exact** tests for small **frac** values. This is due to the increased probability of obtaining empty cells (x, y, z_1, \dots, z_s) in the sample as **frac** gets smaller, and because of that such observations are also absent in the resampled samples for Conditional Permutation scheme. CR is more robust in this respect as such occurs only when not all values of (z_1, \dots, z_s) are represented in the sample. This results in better performance of **exact** test for CR scheme than for permutations scheme for small values of **frac**: for CR scheme **exact** test controls the level of significance for **frac** ≥ 0.75 , whereas this is true for CP scheme for **frac** ≥ 1.5 . Note that as this effect is caused by the empty cells, it does not depend on the number of resampled samples B . The **df estimation** methods both for CP and CR do not exceed assumed significance level for the considered range of **frac** $\in [0.5, 5]$. Figure 4 indicates that distribution of \widehat{CMI} is adequately represented by chi-square distribution with estimated number of degrees of freedom. This will be further analysed below (see discussion of Figures 5 and 6).

In Figure 5 in the top row the attained values of significance levels for the asymptotic test are shown. That test significantly exceeds the assumed level $\alpha = 0.05$. The reason for that is shown in the bottom panel of Figure 5.

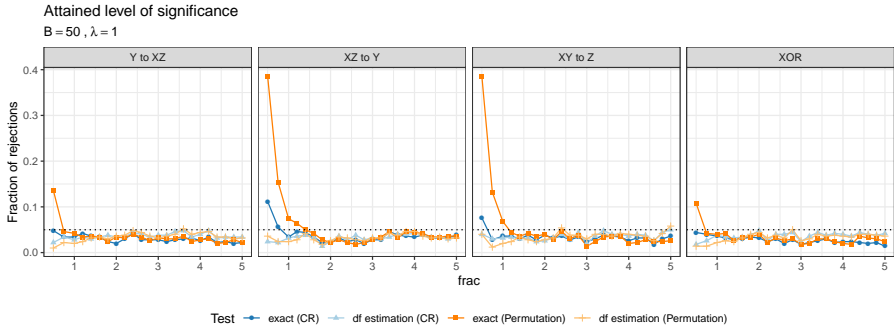


Fig. 4: Attained significance level of the tests based on resampled samples for the considered model p_{ci} corresponding to $\lambda = 1$, $B = 50$ with respect to \mathbf{frac} .

The red dots represent the mean of $2n\widehat{CMI}$ based on $n = 10^5$ samples for each value of \mathbf{frac} and the solid line indicates the number of degrees of freedom of the asymptotic distribution of $2n\widehat{CMI}$, which for $s = 4$ equals $(|\mathcal{X}|-1)(|\mathcal{Y}|-1)|\mathcal{Z}| = 2^4$. For all models except 'XZ to Y' for small number of observations per cell we underestimate the mean of $2n\widehat{CMI}$ by using asymptotic number of degrees of freedom and in these cases the significance level is exceeded. This effect is apparent even for \mathbf{frac} equal to 5. On the other hand in the model 'XZ to Y' the situation is opposite and in this case the test rarely rejects the null hypothesis. This is due to the overestimation of the mean of $2n\widehat{CMI}$ by asymptotic number of degrees of freedom in the case when many empty cells occur, Note that the estimation of the mean based on resampled samples is much more accurate (in Figure 5 we present the results for Conditional Permutation only; the mean of $B = 50$ values of \widehat{CMI}^* is computed 500 times and then its mean and the mean \pm standard error of obtained results is marked in blue). We also note that the condition $np_{min} \geq 5$ is frequently cited as the condition under which test based on asymptotic chi square distribution can be applied. Note however, that in the considered examples and for $\mathbf{frac} \geq 20$, asymptotic test controls fairly well level of significance, whereas np_{min} can be of order 10^{-11} (Table 1). Moreover, for $\mathbf{frac}=20$ and $\lambda = 0.5$ the power of asymptotic test is 1.

In Figure 6 we compare the distributions of \widehat{CMI} with that of resampling distributions of \widehat{CMI}^* and chi square distribution with estimated number of degrees of freedom by means of QQ plots. For each of 500 original samples 50 resampled samples are generated by conditional permutation method and quantiles of resampling distributions of \widehat{CMI}^* are calculated, resulting in 500 quantiles, medians of which which are shown in the plot. Medians of quantiles for chi square distribution with estimated number of degrees of freedom are obtained in the similar manner. Quantiles of asymptotic distribution are also shown. Besides the fact that distribution of \widehat{CMI} is better approximated by

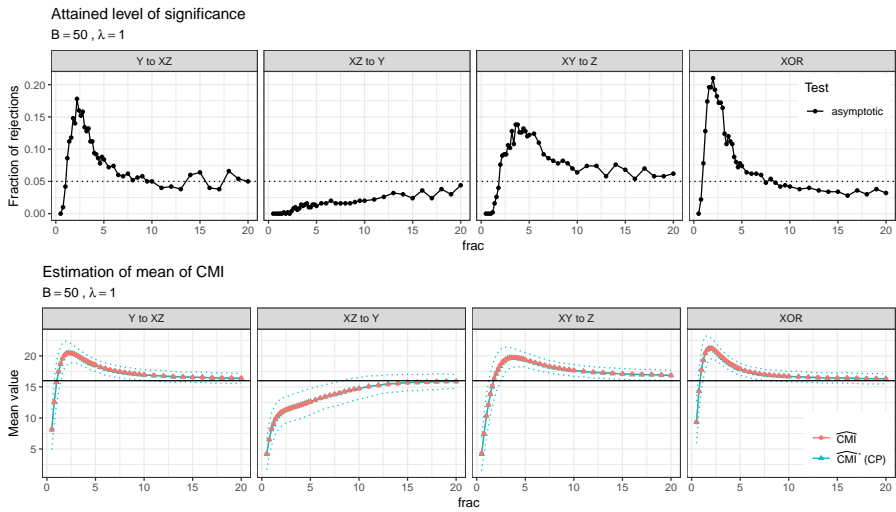


Fig. 5: Top panels: Levels of significance for asymptotic test. Bottom panels: comparison of the estimated and assumed number of degrees of freedom in testing procedures: mean of $2n\widehat{CMI}$ based on 10^5 samples generated according to p_{ci} , mean of $2n\widehat{CMI}^*$ (each estimated mean is based on $B = 50$ resampled samples and the simulation is repeated 500 times; the average of the obtained means and $\text{mean} \pm SE$ is shown in blue). The number of degrees of freedom for asymptotic chi-square distribution is solid horizontal line.

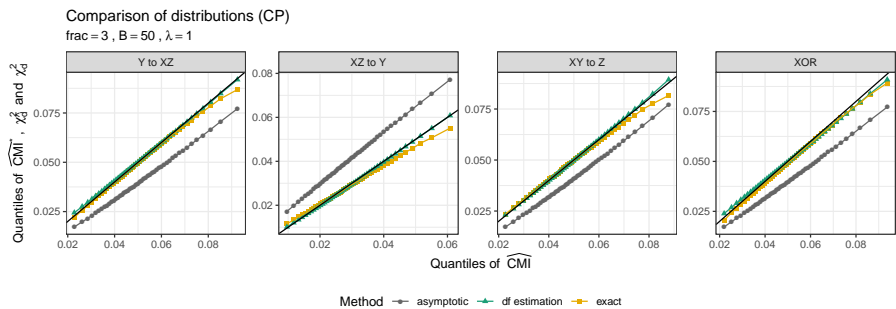


Fig. 6: Q-Q plots of distribution of \widehat{CMI} versus asymptotic distribution (gray), exact resampling distribution (yellow) based on permutations and chi squared distribution with estimated number of degrees of freedom (green) under conditional independence for p_{ci} . For the two last distributions medians of 500 quantiles for resampling distributions each based on 50 resampled samples are shown. Straight black line corresponds to $y = x$.

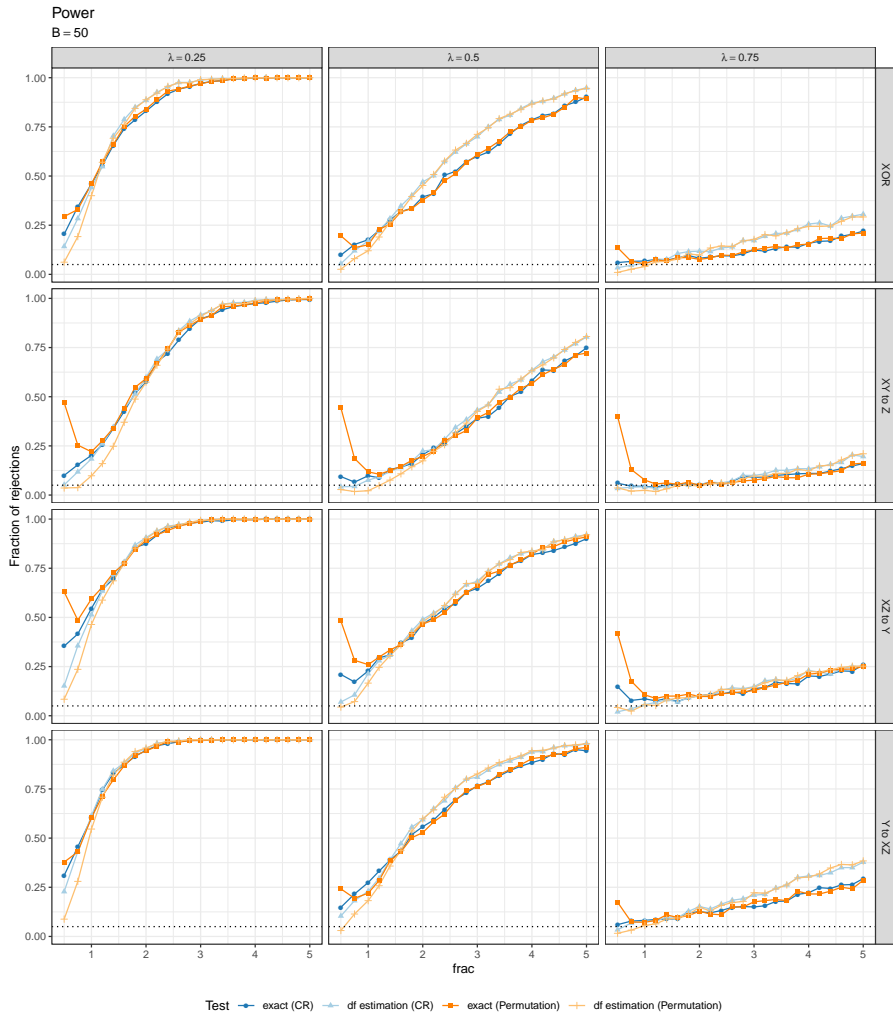


Fig. 7: Power of the tests based on resampled samples for the considered model for $\lambda = 0.25, 0.5, 0.75$ and $B = 50$ with respect to **frac**.

distribution of \widehat{CMI}^* , what confirms the known property of bootstrap in the case of CMI estimation (compare Section 2.6.1 in [11]), it also follows from the figure that the distribution of \widehat{CMI} is even better approximated by chi square distribution with estimated number of degrees of freedom.

Figure 7 shows the results on power of testing procedures for $\lambda = 0.25, 0.5, 0.75$ with respect to **frac**. Since asymptotic test does not control significance level for these models for $\lambda = 1$, the pertaining power is omitted from the figure. As for increasing λ , p.m.f p_λ approaches null hypothesis described by p_{ci} the power becomes smaller in rows. It follows that the procedures based on chi-square

distribution with estimated number for of degrees of freedom are more powerful than `exact` tests, regardless of the resampling scenario used. Although the advantage is small, it occurs in all cases considered. The plot also indicates that `exact` test in both scenarios act similarly and are inferior to tests based on asymptotic distribution with estimated dfs which also exhibit similar behaviour. This is studied in more detail below.

We compare powers in CP and CR scenarios in Figure 8 in which ratios of respective powers for exact tests and `df estimation` tests are depicted by orange and blue lines, respectively. The values below 1 mean that the CP has greater power. The differences occur only for small `frac` values. `df estimation` test has larger power in CR scenario than in CP scenario for `frac` $\in [0.5, 2]$. The power for both methods is similar for `frac` ≥ 2 , thus it follows that CP scenario might be used instead of CR, as it is as efficient as CR.

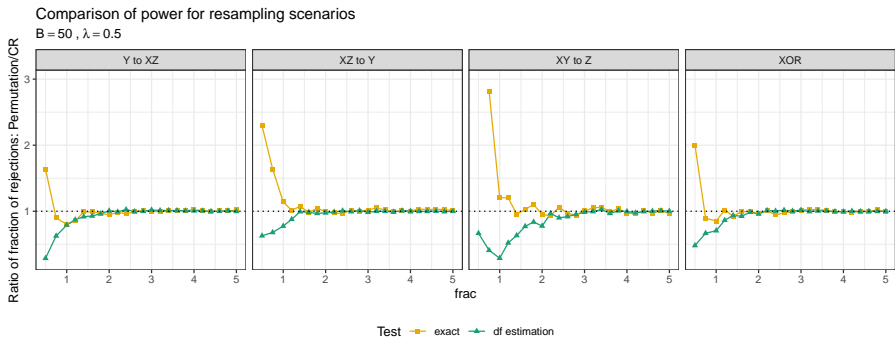


Fig. 8: Comparison of resampling scenarios. Fraction of rejections for CP divided by fraction of rejections for CR for both `exact` and `df estimation` tests for $\lambda = 0.5$ and $B = 50$. The third plot is truncated at 3 and the value of the ratio of powers of `exact` tests for `frac` = 0.5 equals 4.72

Our conclusions can be summarised as follows:

- For values of `frac` as low as 0.5 the significance level is controlled by `df estimation` tests. The threshold of `frac` for which significance level is controlled is higher for `exact` tests, and is around 1 for `exact` test in CR scenario and 1.5 in CP scenario. It happens that asymptotic test does not control significance level even for `frac` larger than 10. Interestingly, although asymptotic case is usually significantly too liberal for small `frac` it also happens that it is very conservative (Figure 4, model 'XZ to Y');
- the power of `estimated df` test is consistently larger than `exact` test, both for CR and CP scenarios. The advantage is usually more significant closer to null hypothesis (larger λ);

- There is no significant difference in power between `df estimation` tests in CR and CP scenarios apart from the region `frac` $\in [0.5, 2]$. The same holds for both `exact` tests excluding `frac` $\in [0.75, 1.5]$. Moreover, `df estimation` test for CP scenario controls the significance level better and has larger power than CR `exact` test.

Appendix. In the appendix we first prove Theorem 1, Lemma 4, and Theorem 5, the equality $M = \tilde{M}$ used in the proof of Theorem 6 and then the two lemmas concerning properties of Kullback-Leibler projections. Finally we prove the ordering of covariance matrices in CP and CR scenarios discussed in Remark 3.

Below we give a proof of **Theorem 1**.

Proof of Theorem 1 We prove that \mathbf{X}_n and \mathbf{X}_n^* are exchangeable given $\mathbf{Z}_n = \mathbf{z}_n$. The proof that $\mathbf{X}_n, \mathbf{X}_{n,1}^*, \mathbf{X}_{n,2}^*, \dots, \mathbf{X}_{n,B}^*$ are exchangeable is a straightforward extension as well as the proof of the fact that $(\mathbf{X}_n, \mathbf{Y}_n, \mathbf{Z}_n), (\mathbf{X}_{n,1}^*, \mathbf{Y}_n, \mathbf{Z}_n), (\mathbf{X}_{n,2}^*, \mathbf{Y}_n, \mathbf{Z}_n), \dots, (\mathbf{X}_{n,B}^*, \mathbf{Y}_n, \mathbf{Z}_n)$ are exchangeable. We recall that the random variables T_1, T_2, \dots, T_s are exchangeable if their joint distribution is invariant under permutations of the components.

We denote by $\pi \in \Pi$ a permutation applied to \mathbf{X}_n resulting in \mathbf{X}_n^* . That transformation consists of permutations on the layers $\mathbf{Z}_n = z$ denoted by π_z for $z \in \mathcal{Z}$ and we use a notation $i_z \in \{i : Z_i = z\}$ to denote the indices of subsequent observations on the layer $\mathbf{Z}_n = z$. Consider $P(\mathbf{X}_n = \mathbf{x}_n, \mathbf{X}_n^* = \mathbf{x}_n^* | \mathbf{Z}_n = \mathbf{z}_n, \Pi = \pi)$. Note that this probability equals $P(\mathbf{X}_n = \mathbf{x}_n | \mathbf{Z}_n = \mathbf{z}_n, \Pi = \pi)$ if \mathbf{x}_n^* is an image of \mathbf{x}_n under transformation π and 0 otherwise. Note that if \mathbf{x}_n^* is an image of \mathbf{x}_n then for all $z \in \mathcal{Z}$ and for all $i_z \in \{i : Z_i = z\}$

$$x_{i_z}^* = x_{\pi_z(i_z)}.$$

In case when $\pi(\mathbf{x}_n) = \mathbf{x}_n^*$ we have

$$P(\mathbf{X}_n = \mathbf{x}_n, \mathbf{X}_n^* = \mathbf{x}_n^* | \mathbf{Z}_n = \mathbf{z}_n, \Pi = \pi) = P(\mathbf{X}_n = \mathbf{x}_n | \mathbf{Z}_n = \mathbf{z}_n, \Pi = \pi) \quad (13)$$

and

$$\begin{aligned} P(\mathbf{X}_n = \mathbf{x}_n | \mathbf{Z}_n = \mathbf{z}_n, \Pi = \pi) &= P(\mathbf{X}_n = \mathbf{x}_n | \mathbf{Z}_n = \mathbf{z}_n) = \prod_z P(\forall_{i:Z_i=z} X_i = x_i | Z_i = z) \\ &= \prod_z \prod_{i_z} P(X_{i_z} = x_{i_z} | Z_{i_z} = z) = \prod_z \prod_{i_z} P(X_{i_z} = x_{i_z} | Z_{i_z} = z, \Pi = \pi) \\ &= \prod_z \prod_{i_z} P(X_{\pi_z(i_z)} = x_{i_z} | Z_{i_z} = z, \Pi = \pi) = P(\mathbf{X}_n = \mathbf{x}_n^* | \mathbf{Z}_n = \mathbf{z}_n, \Pi = \pi), \end{aligned}$$

where the first and the fourth equations follow from conditional independence of \mathbf{X}_n and Π given \mathbf{Z}_n , and the second and the third use independence of $(X_i, Z_i)_{i=1}^n$. We also have that

$$P(\mathbf{X}_n = \mathbf{x}_n^*, \mathbf{X}_n^* = \mathbf{x}_n | \mathbf{Z}_n = \mathbf{z}_n, \Pi = \pi) = P(\mathbf{X}_n = \mathbf{x}_n^* | \mathbf{Z}_n = \mathbf{z}_n, \Pi = \pi),$$

where the above equation follows from analogous reasoning as in (13) applied to π^{-1} . When $\pi(\mathbf{x}_n) \neq \mathbf{x}_n^*$, then

$$P(\mathbf{X}_n = \mathbf{x}_n, \mathbf{X}_n^* = \mathbf{x}_n^* | \mathbf{Z}_n = \mathbf{z}_n, \Pi = \pi) = P(\mathbf{X}_n = \mathbf{x}_n^*, \mathbf{X}_n^* = \mathbf{x}_n | \mathbf{Z}_n = \mathbf{z}_n, \Pi = \pi) = 0.$$

Thus

$$P(\mathbf{X}_n = \mathbf{x}_n, \mathbf{X}_n^* = \mathbf{x}_n^* | \mathbf{Z}_n = \mathbf{z}_n, \Pi = \pi) = P(\mathbf{X}_n = \mathbf{x}_n^*, \mathbf{X}_n^* = \mathbf{x}_n | \mathbf{Z}_n = \mathbf{z}_n, \Pi = \pi).$$

and as the above equation holds for all $\pi \in \Pi$, we obtain

$$P(\mathbf{X}_n = \mathbf{x}_n, \mathbf{X}_n^* = \mathbf{x}_n^* | \mathbf{Z}_n = \mathbf{z}_n) = P(\mathbf{X}_n = \mathbf{x}_n^*, \mathbf{X}_n^* = \mathbf{x}_n | \mathbf{Z}_n = \mathbf{z}_n).$$

As we have proven the exchangeability of the sample and resampled samples given \mathbf{Z}_n , the test statistics based on them are also exchangeable given \mathbf{Z}_n . By averaging over \mathbf{Z}_n the property also holds unconditionally.

For exchangeable random variables $T, T_1^*, T_2^*, \dots, T_B^*$ and for $i \in \{1, \dots, B, B+1\}$

$$P\left(1 + \sum_{b=1}^B \mathbb{I}(T \leq T_b^*) = i\right) = \frac{1}{1+B}$$

as the rank of T among $T, T_1^*, T_2^*, \dots, T_B^*$ is uniformly distributed on $\{1, \dots, B+1\}$. Thus

$$P\left(1 + \sum_{b=1}^B \mathbb{I}(T \leq T_b^*) \leq i\right) = \frac{i}{1+B}$$

and from that we obtain

$$P\left(\frac{1 + \sum_{b=1}^B \mathbb{I}(T \leq T_b^*)}{1+B} \leq \frac{i}{1+B}\right) = \frac{i}{1+B}.$$

For any $\alpha \in \left[\frac{i}{B+1}, \frac{i+1}{B+1}\right)$ and $\alpha \leq 1$ we thus have

$$P\left(\frac{1 + \sum_{b=1}^B \mathbb{I}(T \leq T_b^*)}{1+B} \leq \alpha\right) \leq \alpha. \quad (14)$$

In the considered case of conditional independence the exchangeability of $T, T_1^*, T_2^*, \dots, T_B^*$ holds given $\mathbf{Z}_n = \mathbf{z}_n$, thus the last inequality (14) holds given $\mathbf{Z}_n = \mathbf{z}_n$. It follows by averaging that (14) holds unconditionally. \square

In order to prove **Lemma 4** we start with following simple lemma, which is crucial for our argument.

Lemma 7 *Assume that as $r \rightarrow \infty$, $P(X_i^{(r)} \leq t \mid X_1^{(r)}, \dots, X_{i-1}^{(r)}) \xrightarrow{a.s.} P(Z_i \leq t) =: F_i(t)$ for all continuity points of F_i , $i = 1, \dots, d$. Then $(X_1^{(r)}, \dots, X_d^{(r)}) \xrightarrow{d} (Z_1, \dots, Z_d)$ and $(Z_i)_{i=1}^d$ are independent.*

Proof Assume that t_i is a continuity point of F_i . Then for $i = 1, \dots, d$,

$$\begin{aligned} P(X_1^{(r)} \leq t_1, \dots, X_i^{(r)} \leq t_i) &= P(X_1^{(r)} \leq t_1, \dots, X_{i-1}^{(r)} \leq t_{i-1}) F_i(t_i) \\ &+ E\left[\mathbb{I}(X_1^{(r)} \leq t_1, \dots, X_{i-1}^{(r)} \leq t_{i-1}) \left(P(X_i^{(r)} \leq t_i \mid X_1^{(r)}, \dots, X_{i-1}^{(r)}) - F_i(t_i)\right)\right]. \end{aligned}$$

By Lebesgue's dominated convergence theorem, the latter term converges to 0 as $r \rightarrow \infty$. Thus, by induction, the cumulative distribution function of $(X_1^{(r)}, \dots, X_d^{(r)})$ converges to $F_1 \cdot \dots \cdot F_d$ for all continuity points, which completes the proof. \square

The above result generalizes to the case when all $X_i^{(r)}$ are multivariate.

Lemma 8 Let $m_r = (m_1^{(r)}, \dots, m_d^{(r)})^\top \in \mathbb{N}^d$. Suppose that $X_r = (X_1^{(r)}, \dots, X_d^{(r)})$ has multivariate hypergeometric distribution $\text{Hyp}_d(n_r, m_r)$ defined by

$$P(X_r = (k_1, \dots, k_d)) = \frac{\prod_{i=1}^d \binom{m_i^{(r)}}{k_i}}{\binom{|m_r|}{n_r}}, \quad k_i \in \mathbb{N}, \quad k_i \leq m_i^{(r)}, \quad \sum_{i=1}^d k_i = n_r.$$

Assume that as $r \rightarrow \infty$,

$$|m_r| \rightarrow \infty, \quad n_r/|m_r| \rightarrow \alpha \in (0, 1), \quad m_r/|m_r| \rightarrow \beta = (\beta_1, \dots, \beta_d) \in T_d.$$

Then

$$\frac{1}{\sqrt{|m_r|}} \left(X_r - \frac{n_r}{|m_r|} m_r^\top \right) \xrightarrow{d} N_d(0, \Sigma),$$

where Σ is a $(d-1)$ -rank matrix with elements $\Sigma_{i,j} = \alpha(1-\alpha)\beta_i(\delta_{ij} - \beta_j)$.

The univariate case is proved in [12, Th. 2.1]. We could not find an appropriate reference for the general case. However, we refrain from giving a formal proof of the multivariate case, as it follows from the univariate case in analogous way as Lemma 4 follows from Lemma 8 and we present a full argument below.

We now prove **Lemma 4**.

Proof First observe that (3.6) in the main text can be rewritten as

$$P(X_r = k) = \frac{\prod_{i=1}^I \binom{a_i^{(r)}}{k_{i1}, \dots, k_{ij}}}{\binom{n_r}{b_1^{(r)}, \dots, b_j^{(r)}}},$$

where $\binom{a}{b_1, \dots, b_n} := \frac{a!}{\prod_{i=1}^n b_i!}$ whenever $a = |b|$. Denote by $X_i^{(r)}$ the i th row of matrix X_r , i.e. a random vector $(X_{ij}^{(r)})_{j=1}^J$, $i = 1, \dots, I$. Clearly, $X_1^{(r)} \sim \text{Hyp}_J(a_1^{(r)}, b_r)$, where Hyp_J is defined in Lemma 8. Since $|b_r| = n_r$, by Lemma 8, we have

$$Z_1^{(r)} := \frac{1}{\sqrt{n_r}} \left(X_1^{(r)} - \frac{a_1^{(r)}}{n_r} b_r \right) \xrightarrow{d} Z_1 \sim N_d(0, \Sigma_1),$$

where $(\Sigma_1)_{i,j} = \alpha_1(1-\alpha_1)\beta_i(\delta_{ij} - \beta_j)$.

Now consider a conditional distribution of $X_i^{(r)}$ given $(X_k^{(r)})_{k < i}$, $i > 1$. We have

$$X_i^{(r)} \mid (X_k^{(r)})_{k < i} \sim \text{Hyp}_J \left(a_i^{(r)}, b_r - \sum_{k=1}^{i-1} (X_k^{(r)})^\top \right).$$

Since $X_{ij}^{(r)}$ follows the hypergeometric distribution with parameters $(n_r, a_i^{(r)}, b_j^{(r)})$ by the law of large numbers we have

$$\frac{X_{ij}^{(r)}}{n_r} \xrightarrow{a.s.} \alpha_i \beta_j.$$

Observing that $m_r^{(i)} := |b_r - \sum_{k=1}^{i-1} X_k^{(r)}| = n_r - \sum_{k=1}^{i-1} a_k^{(r)}$, we have as $r \rightarrow \infty$,

$$\frac{a_i^{(r)}}{m_r^{(i)}} \rightarrow \frac{\alpha_i}{1 - \sum_{k=1}^{i-1} \alpha_k} \quad \text{and} \quad \frac{b_r^\top - \sum_{k=1}^{i-1} X_k^{(r)}}{m_r^{(i)}} \xrightarrow{a.s.} \beta.$$

We apply Lemma 8 conditionally on $(X_k^{(r)})_{k < i}$, to obtain for $i = 2, \dots, I$,

$$Z_i^{(r)} := \frac{1}{\sqrt{n_r - \sum_{k=1}^{i-1} a_k^{(r)}}} \left(X_i^{(r)} - \frac{a_i^{(r)}}{n_r - \sum_{k=1}^{i-1} a_k^{(r)}} \left(b_r^\top - \sum_{k=1}^{i-1} X_k^{(r)} \right) \right) \mid (X_k^{(r)})_{k < i} \xrightarrow{d} Z_i,$$

where $Z_i \sim N(0, \Sigma_i)$ with

$$(\Sigma_i)_{j,l} = \frac{\alpha_i}{1 - \sum_{k=1}^{i-1} \alpha_k} \left(1 - \frac{\alpha_i}{1 - \sum_{k=1}^{i-1} \alpha_k} \right) \beta_j (\delta_{jl} - \beta_l).$$

By Lemma 7, we have

$$(Z_1^{(r)}, \dots, Z_I^{(r)}) \xrightarrow{d} (Z_1, \dots, Z_I),$$

where Z_1, \dots, Z_I are independent. By direct calculation, it is easy to see that

$$\frac{1}{\sqrt{n_r}} \left(X_i^{(r)} - \frac{1}{n_r} a_i^{(r)} b_r^\top \right) = \sum_{k=1}^i \gamma_{k,i}^{(r)} Z_k^{(r)},$$

where

$$\gamma_{k,i}^{(r)} = -\sqrt{\frac{n_r - \sum_{j=1}^{k-1} a_j^{(r)}}{n_r}} \frac{a_i^{(r)}}{n_r - \sum_{j=1}^k a_j^{(r)}} \quad \text{for } k < i \quad \text{and} \quad \gamma_{i,i}^{(r)} = \sqrt{\frac{n_r - \sum_{j=1}^{i-1} a_j^{(r)}}{n_r}}$$

We have $\lim_{r \rightarrow \infty} \gamma_{k,i}^{(r)} = \Gamma_{k,i}$, where

$$\Gamma_{k,i} = -\sqrt{1 - \sum_{j=1}^{k-1} \alpha_j} \frac{\alpha_i}{1 - \sum_{j=1}^k \alpha_j} \quad \text{for } k < i \quad \text{and} \quad \Gamma_{i,i} = \sqrt{1 - \sum_{j=1}^{i-1} \alpha_j}.$$

Thus,

$$\frac{1}{\sqrt{n_r}} \left(X_i^{(r)} - \frac{1}{n_r} a_i^{(r)} b_r^\top \right) \Big|_{i=1}^I \xrightarrow{d} \left(\sum_{k=1}^i \Gamma_{k,i} Z_k \right) \Big|_{i=1}^I =: W \sim N(0, \Sigma),$$

where $\Sigma = (\Sigma_{i,j}^{k,l})$. $\Sigma_{i,j}^{k,l}$ denotes covariance of j th coordinate of i th consecutive subvector of the length J of W with k th coordinate of the l th subvector. Thus

$$\Sigma_{i,j}^{k,l} = \text{Cov} \left(\sum_{\ell=1}^i \Gamma_{\ell,i} Z_{\ell,j}, \sum_{\ell=1}^k \Gamma_{\ell,k} Z_{\ell,l} \right).$$

Since no row is distinguished, in order to establish (3.7) in the main text it is enough to consider $i = 1$ and $k \in \{1, 2\}$. We have

$$\Sigma_{1,j}^{1,l} = \text{Cov}(Z_{1,j}, Z_{1,l}) = (\Sigma_1)_{j,l} = \alpha_1 (1 - \alpha_1) \beta_j (\delta_{jl} - \beta_l)$$

and

$$\Sigma_{1,j}^{2,l} = \text{Cov} \left(Z_{1,j}, \sqrt{1 - \alpha_1} Z_{2,l} - \frac{\alpha_2}{1 - \alpha_1} Z_{1,l} \right) = -\frac{\alpha_2}{1 - \alpha_1} (\Sigma_1)_{j,l} = -\alpha_1 \alpha_2 \beta_j (\delta_{jl} - \beta_l).$$

□

We prove now **Theorem 5**. The proof follows [13] and it is based on the multivariate Berry-Esseen theorem ([14]).

Proof of Theorem 5 Without loss of generality, we assume that $\mathcal{X} = \{1, 2, \dots, I\}$, $\mathcal{Y} = \{1, 2, \dots, J\}$ and $\mathcal{Z} = \{1, 2, \dots, K\}$ and let $M = I \cdot J \cdot K$. We define a function $k(\cdot)$, which assigns a triple $(x, y, z) \in \mathcal{X} \times \mathcal{Y} \times \mathcal{Z}$ to each index $i = 1, 2, \dots, M$, in the following way

$$k(i) = (x, y, z) \text{ and } i = x + I \cdot (y - 1) + I \cdot J \cdot (z - 1).$$

Thus, in the notation using the function k , we write e.g. a vector of all probabilities $(p(x, y, z))_{x,y,z}$ as $(p(k(i)))_{i=1}^M$. We let

$$\hat{p}^*(x, y, z) = \frac{n^*(x, y, z)}{n} = \frac{1}{n} \sum_{i=1}^n \mathbb{I}(X_i^* = x, Y_i = y, Z_i = z),$$

$p_{ci} = p(x|z)p(y|z)p(z)$ and we define \hat{p}_{tci} (*tci* stands for *true conditional independence*) in the following way

$$\hat{p}_{tci}(x, y, z) = p(x|z) \frac{n(y, z)}{n(z)} \frac{n(z)}{n} =: p(x|z)\hat{p}(y|z)\hat{p}(z),$$

thus, since \hat{p}^* follows the multinomial distribution with an observation (x, y, z) having a probability equal to $\hat{p}_{tci}(x, y, z)$, conditionally on the original sample we have that

$$\mathbb{E}^* \hat{p}^*(x, y, z) = p(x|z)\hat{p}(y|z)\hat{p}(z)$$

and

$$(\text{Cov}^* ((\hat{p}^*(x, y, z))_{x,y,z}))_{x',y',z'}^{x',y',z'} = \begin{cases} \frac{1}{n} \hat{p}_{tci}(x, y, z)(1 - \hat{p}_{tci}(x, y, z)) & \text{if } (x, y, z) = (x', y', z') \\ -\frac{1}{n} \hat{p}_{tci}(x, y, z)\hat{p}_{tci}(x', y', z') & \text{if } (x, y, z) \neq (x', y', z') \end{cases}.$$

We define

$$\hat{\Sigma}_{x',y',z'}^{x',y',z'} = n(\text{Cov}^* ((\hat{p}^*(x, y, z))_{x,y,z}))_{x',y',z'}^{x',y',z'}$$

and

$$Q_j^* := \frac{1}{\sqrt{n}} \hat{\Sigma}_{-M}^{-1/2} (\mathbb{I}((X_j^*, Y_j^*, Z_j^*) = k(i)) - \hat{p}_{tci}(k(i)))_{i=1}^{M-1},$$

$$W^* = \sum_{j=1}^n Q_j^* = \sqrt{n} \hat{\Sigma}_{-M}^{-1/2} (\hat{p}^*(k(i)) - \hat{p}_{tci}(k(i)))_{i=1}^{M-1},$$

where $\hat{\Sigma}_{-M} = \text{Cov}^* ((\hat{p}^*(k(i)))_{i=1}^{M-1})$. As $p(x, y, z) > 0$ for all (x, y, z) , the matrix $\hat{\Sigma}_{-M}$ is invertible, cf. e.g. [15]. One element of the vector \hat{p}^* is omitted to ensure that the covariance matrix is invertible. As we have $\sum_{x,y,z} \hat{p}^*(x, y, z) = 1$, the full dimension matrix $\hat{\Sigma}$ is singular. Then we apply multivariate Berry-Esseen theorem ([14])

$$\begin{aligned} & |P^*(W^* \in A) - P(Z \in A)| \\ & \leq K_d \sum_{j=1}^n \mathbb{E}^* \left\| \frac{1}{\sqrt{n}} \hat{\Sigma}_{-M}^{-1/2} (\mathbb{I}((X_j^*, Y_j^*, Z_j^*) = k(i)) - \hat{p}_{tci}(k(i)))_{i=1}^{M-1} \right\|^3 \end{aligned} \quad (15)$$

and $d = M - 1$. We notice that as (conditionally on $(X_i, Y_i, Z_i)_{i=1}^\infty$)

$$\hat{p}_{tci} \rightarrow p_{ci} \text{ and } \hat{\Sigma}_{-M} \rightarrow \Sigma_{-M} \text{ a.s.},$$

where Σ_{-M} denotes the matrix Σ without the last row and the last column, and for all $j = 1, 2, \dots, M - 1$

$$-1 \leq \mathbb{I}(X_j^* = x, Y_j^* = y, Z_j^* = z) - \hat{p}_{tci}(x, y, z) \leq 1,$$

we have that $\mathbb{E}^* \left\| \hat{\Sigma}_{-M}^{-1/2} (\mathbb{I}((X_j^*, Y_j^*, Z_j^*) = k(i)) - \hat{p}_{tci}(k(i)))_{i=1}^{M-1} \right\|^3$ is bounded for almost all sequences. Thus in view of (15), conditionally, $W^* \rightarrow N(0, I)$ and as $\hat{\Sigma}_{-M}^{-1/2}$ converges to $\Sigma_{-M}^{-1/2}$ a.s., from Slutsky's theorem we have that

$$\sqrt{n} (\hat{p}^*(k(i)) - \hat{p}_{tci}(k(i)))_{i=1}^M \xrightarrow{d} N(0, \Sigma_{-M}).$$

Now the conclusion follows by the continuous mapping theorem. \square

We prove now the lemma which is used in the proof of **Theorem 6**.

Lemma 9 *Matrices $M = H_{CMI}\Sigma$ and $\tilde{M} = H_{CMI}\tilde{\Sigma}$ defined in the proof of Theorem 6 are equal, idempotent and their trace $\text{tr}(M) = \text{tr}(\tilde{M}) = (|\mathcal{X}|-1)(|\mathcal{Y}|-1)|\mathcal{Z}|$*

Proof We show the result for \tilde{M} . The proof in the case of M is the same but more tedious (we skip the details). Matrix $M = H\Sigma = H_{CMI}(p_{ci})\Sigma$, where Σ is an asymptotic covariance matrix for CR/bootstrap X scenarios, has the following form

$$\begin{aligned} M_{x,y,z}^{x'',y'',z''} &= \mathbb{I}(x = x'', y = y'', z = z'') - \mathbb{I}(x = x'', z = z'')p(y''|z'') \\ &\quad - \mathbb{I}(y = y'', z = z'')p(x''|z'') + \mathbb{I}(z = z'')p(x''|z'')p(y''|z''). \end{aligned} \quad (16)$$

Multiplication of matrices H and Σ yields:

$$\begin{aligned} \tilde{M}_{x,y,z}^{x'',y'',z''} &= \sum_{x',y',z'} H_{x,y,z}^{x',y',z'} \tilde{\Sigma}_{x',y',z'}^{x'',y'',z''} = \sum_{x',y',z'} \left(\underbrace{\frac{\mathbb{I}(x = x', y = y', z = z')}{p(x, y, z)}}_a - \underbrace{\frac{\mathbb{I}(x = x', z = z')}{p(x, z)}}_b \right) \\ &\quad - \underbrace{\frac{\mathbb{I}(y = y', z = z')}{p(y, z)}}_c + \underbrace{\frac{\mathbb{I}(z = z')}{p(z)}}_d \left(- \underbrace{\mathbb{I}(y' = y'', z' = z'')p(x'|z')p(x''|z'')p(y', z')}_e \right) \\ &\quad + \underbrace{\mathbb{I}(x' = x'', y' = y'', z' = z'')p(x'|z')p(y', z')}_f = - \underbrace{\mathbb{I}(y = y'', z = z'')p(x''|z'')}_{a \cdot e} \\ &\quad + \underbrace{\mathbb{I}(z = z'')p(x''|z'')p(y''|z'')}_{b \cdot e} + \underbrace{\mathbb{I}(y = y'', z = z'')p(x''|z'')}_{c \cdot e} - \underbrace{\mathbb{I}(z = z'')p(x''|z'')p(y''|z'')}_{d \cdot e} \\ &\quad + \underbrace{\mathbb{I}(x = x'', y = y'', z = z'')}_{a \cdot f} - \underbrace{\mathbb{I}(x = x'', z = z'')p(y''|z'')}_{b \cdot f} - \underbrace{\mathbb{I}(x = x'', z = z'')p(x''|z'')}_{c \cdot f} \\ &\quad + \underbrace{\mathbb{I}(z = z'')p(x''|z'')p(y''|z'')}_{d \cdot f} = \mathbb{I}(x = x'', y = y'', z = z'') - \mathbb{I}(x = x'', z = z'')p(y''|z'') \\ &\quad - \mathbb{I}(y = y'', z = z'')p(x''|z'') + \mathbb{I}(z = z'')p(x''|z'')p(y''|z''). \end{aligned}$$

Below we present detailed calculations for the terms $c \cdot e$ and $d \cdot f$ (the calculations for other terms are analogous):

$$c \cdot e = \sum_{x',y',z'} \mathbb{I}(y = y', z = z') \mathbb{I}(y' = y'', z' = z'') \frac{p(x'|z')p(x''|z'')p(y', z')}{p(y, z)}$$

$$\begin{aligned}
&= \mathbb{I}(y = y'', z = z'') \sum_{x'} \frac{p(x'|z)p(x''|z'')p(y, z)}{p(y, z)} = \mathbb{I}(y = y'', z = z'')p(x''|z'') \sum_{x'} p(x'|z) \\
&= \mathbb{I}(y = y'', z = z'')p(x''|z''), \\
d \cdot f &= \sum_{x', y', z'} \mathbb{I}(z = z')\mathbb{I}(x' = x'', y' = y'', z' = z'') \frac{p(x'|z')p(y', z')}{p(z)} \\
&= \mathbb{I}(z = z'') \frac{p(x''|z'')p(y'', z'')}{p(z)} = \mathbb{I}(z = z'')p(x''|z'')p(y''|z'').
\end{aligned}$$

We now show that $\text{tr}(\tilde{M}) = |\mathcal{X}|-1)(|\mathcal{Y}|-1)|\mathcal{Z}|$ and $\tilde{M}^2 = \tilde{M}$

$$\begin{aligned}
\sum_{x, y, z} \tilde{M}_{x, y, z}^{x, y, z} &= \sum_{x, y, z} (1 - p(y|z) - p(x|z) + p(x|z)p(y|z)) \\
&= |\mathcal{X}| \cdot |\mathcal{Y}| \cdot |\mathcal{Z}| - |\mathcal{X}| \cdot |\mathcal{Z}| - |\mathcal{Y}| \cdot |\mathcal{Z}| + |\mathcal{Z}| = (|\mathcal{X}|-1)(|\mathcal{Y}|-1)|\mathcal{Z}|
\end{aligned}$$

We compute now $(\tilde{M}^2)_{x, y, z}^{x', y', z''}$. The first term in the first bracket is multiplied by the consecutive terms in the second bracket, then the second term in the first bracket and so on:

$$\begin{aligned}
\sum_{x', y', z'} \tilde{M}_{x, y, z}^{x', y', z'} \tilde{M}_{x', y', z'}^{x'', y'', z''} &= (\mathbb{I}(x = x', y = y', z = z') - \mathbb{I}(x = x', z = z')p(y'|z')) \\
&\quad - \mathbb{I}(y = y', z = z')p(x'|z') + \mathbb{I}(z = z')p(x'|z')p(y'|z')) \cdot (\mathbb{I}(x' = x'', y' = y'', z' = z'') \\
&\quad - \mathbb{I}(x' = x'', z' = z'')p(y''|z'') - \mathbb{I}(y' = y'', z' = z'')p(x''|z'') + \mathbb{I}(z' = z'')p(x''|z'')p(y''|z'')) \\
&= (\mathbb{I}(x = x'', y = y'', z = z'') - \mathbb{I}(x = x'', z = z'')p(y''|z'') - \mathbb{I}(y = y'', z = z'')p(x''|z'') \\
&\quad + \mathbb{I}(z = z'')p(x''|z'')p(y''|z'')) - (\mathbb{I}(x = x'', z = z'')p(y''|z'') - \mathbb{I}(x = x'', z = z'')p(y''|z'') \\
&\quad - \mathbb{I}(z = z'')p(x''|z'')p(y''|z'') + \mathbb{I}(z = z'')p(x''|z'')p(y''|z'')) - (\mathbb{I}(y = y'', z = z'')p(x''|z'') \\
&\quad - \mathbb{I}(z = z'')p(x''|z'')p(y''|z'') - \mathbb{I}(y = y'', z = z'')p(x''|z'') + \mathbb{I}(z = z'')p(x''|z'')p(y''|z'')) \\
&\quad + (\mathbb{I}(z = z'')p(x''|z'')p(y''|z'') - \mathbb{I}(z = z'')p(x''|z'')p(y''|z'') - \mathbb{I}(z = z'')p(x''|z'')p(y''|z'')) \\
&\quad + \mathbb{I}(z = z'')p(x''|z'')p(y''|z'')) = \mathbb{I}(x = x'', y = y'', z = z'') - \mathbb{I}(x = x'', z = z'')p(y''|z'') \\
&\quad - \mathbb{I}(y = y'', z = z'')p(x''|z'') + \mathbb{I}(z = z'')p(x''|z'')p(y''|z'') = M_{x, y, z}^{x'', y'', z''}.
\end{aligned}$$

□

We prove now two lemmas which justify choice of null distributions in the numerical experiments.

Lemma 10 *Probability mass function $p_{ci}(x, y, z) = p(x|z)p(y|z)p(z)$ minimises $D_{KL}(p||q)$ over $q \in \mathcal{P}_{ci}$ defined as*

$$\mathcal{P}_{ci} = \{q(x, y, z) : q(x, y, z) = q(x|z)q(y|z)q(z)\}.$$

Proof Indeed,

$$D_{KL}(p||q) - D_{KL}(p||p_{ci}) \tag{17}$$

$$\begin{aligned}
&= \sum_{x,y,z} p(x,y,z) \log \frac{p(x,y,z)}{q(x,y,z)} - \sum_{x,y,z} p(x,y,z) \log \frac{p(x,y,z)}{p(x|z)p(y|z)p(z)} \\
&= \sum_{x,y,z} p(x,y,z) \log \frac{p(x|z)p(y|z)p(z)}{q(x|z)q(y|z)q(z)}.
\end{aligned}$$

Next, by breaking the above expression into three sums, we obtain

$$\sum_z p(z) \sum_x p(x|z) \log \frac{p(x|z)}{q(x|z)} + \sum_z p(z) \sum_y p(y|z) \log \frac{p(y|z)}{q(y|z)} + \sum_z p(z) \log \frac{p(z)}{q(z)}.$$

The expression $\sum_x p(x|z) \log \frac{p(x|z)}{q(x|z)}$ is equal to Kullback-Leibler divergence of $p(x|z)$ and $q(x|z)$ for a fixed value of Z (similarly $\sum_y p(y|z) \log \frac{p(y|z)}{q(y|z)} = D_{KL}(p(\cdot|z)||q(\cdot|z))$ and $\sum_z p(z) \log \frac{p(z)}{q(z)} = D_{KL}(p||q)$). Thus (17) is non-negative and equal to 0 if and only if $q(x|z) = p(x|z)$, $q(y|z) = p(y|z)$ and $q(z) = p(z)$. \square

Lemma 11 *Probability mass function p_{ci} minimises $D_{KL}(p_\lambda||q)$ over $q \in \mathcal{P}_{ci}$ such that*

$$\mathcal{P}_{ci} = \{q(x,y,z) : q(x,y,z) = q(x|z)q(y|z)q(z)\},$$

where $p_\lambda = \lambda p_{ci} + (1-\lambda)p$ and $\lambda \in [0,1]$

Proof In view of Lemma 10 it is enough to show that $p_{\lambda,ci} = p_{ci}$ what, due to the form of p_{ci} will follow from $p_\lambda(x,z) = p(x,z)$ and $p_\lambda(y,z) = p(y,z)$.

We have that

$$\begin{aligned}
p_\lambda(x,z) &= \sum_y p_\lambda(x,y,z) = \sum_y (p_{ci}(x,y,z) + (1-\lambda)p(x,y,z)) \\
&= \lambda p(x|z) \sum_y p(y|z)p(z) + (1-\lambda)p(x,z) = p(x,z).
\end{aligned}$$

Similarly, we have that $p_\lambda(y,z) = p(y,z)$. Thus $p_{\lambda,ci} = p_{ci}$. \square

We prove now that the asymptotic covariance matrices in Conditional Permutation and Conditional Randomisation scenario are ordered (see **Remark 3** in the main text).

Lemma 12 *The covariance matrix for CR scenario dominates the covariance matrix for CP scenario:*

$$\tilde{\Sigma} \geq \Sigma$$

i.e. matrix $\tilde{\Sigma} - \Sigma$ is positive semi-definite.

Proof We prove $\tilde{\Sigma} \geq \Sigma$. Define

$$\begin{aligned}
(R)_{x,y,z}^{x',y',z'} &= (\tilde{\Sigma} - \Sigma)_{x,y,z}^{x',y',z'} = \mathbb{I}(z = z') [\mathbb{I}(x = x') p(x|z) p(y,z) p(y',z) / p(z) \\
&\quad - p(x|z) p(x'|z) p(y,z) p(y',z) / p(z)].
\end{aligned}$$

We note that for any z the matrix $\tilde{R}(z)$ defined as

$$(\tilde{R}(z))_x^{x'} = r_x^{x'}(z) = \mathbb{I}(x = x')p(x|z) - p(x|z)p(x'|z)$$

is positive semi-definite. Now we define elements of matrix $\bar{R}(z) = (r_{x,y}^{x',y'}(z))_{x,y}^{x',y'}$ as

$$r_{x,y}^{x',y'}(z) = r_x^{x'}(z)p(y,z)p(y',z)$$

and we show that $\bar{R}(z) \geq 0$. Namely, for any non-zero vector $a = (a(x,y))_{x,y}$ it holds

$$\begin{aligned} a' \bar{R}(z) a &= \sum_{x,y} \sum_{x',y'} a_{x,y} r_{x,y}^{x',y'}(z) a_{x',y'} = \sum_{x,y} \sum_{x',y'} a_{x,y} r_x^{x'}(z) p(y,z) p(y',z) a_{x',y'} \\ &= \sum_{x,x'} \left(\sum_y a_{x,y} p(y,z) \right) r_x^{x'}(z) \left(\sum_{y'} a_{x',y'} p(y',z) \right) \geq 0, \end{aligned}$$

where the last inequality follows as $\tilde{R}(z) \geq 0$. However,

$$(R)_{x,y,z}^{x',y',z'} = r_{x,y,z}^{x',y',z'} = r_{x,y}^{x',y'} \mathbb{I}(z = z') / p(z),$$

thus for any non-zero vector $a = (a(x,y,z))_{x,y,z}$ we have that

$$\begin{aligned} a' R a &= \sum_{x,y,z} \sum_{x',y',z'} a_{x,y,z} r_{x,y,z}^{x',y',z'} a_{x',y',z'} = \sum_{x,y,z} \sum_{x',y',z'} a_{x,y,z} r_{x,y}^{x',y'}(z) \mathbb{I}(z = z') / p(z) a_{x',y',z'} \\ &= \sum_z \left(\sum_{x,y} \sum_{x',y'} a_{x,y,z} r_{x,y}^{x',y'}(z) a_{x',y',z} \right) / p(z) \geq 0. \end{aligned}$$

□

References

- [1] Koller, D., Sahami, M.: Toward optimal feature selection. In: ICML-1995, pp. 284–292 (1995)
- [2] Aliferis, C., Tsamardinos, I., Statnikov, A.: Hiton: a novel Markov Blanket algorithm for optimal variable selection. In: AMIA Annu. Symp. Proc., pp. 21–25 (2003)
- [3] Fu, S., Desormais, M.: Fast Markov Blanket discovery algorithm via local learning within single pass. In: CSCSI Conference, pp. 96–107 (2017)
- [4] Candès, E., Fan, Y., Janson, L., Lv, J.: Panning for gold: model-X knock-offs for high dimensional controlled variable selection. *J. R. Stat. Soc., B: Stat. Methodol.* **80**, 551–577 (2018)
- [5] Watson, D., Wright, M.: Testing conditional independence in supervised testing algorithms. *Mach. Learn.* **110**, 2129–2129 (2021)
- [6] Kubkowski, M., Mielniczuk, J., Teisseyre, P.: How to gain on power: novel conditional independence tests based on short expansion of conditional mutual information. *J. Mach. Learn. Res.* **22**, 1–57 (2021)

- [7] Tsamardinos, I., Borboudakis, G.: Permutation Testing Improves Bayesian Network Learning. In: Lecture Notes in Computer Science vol. 6323 LNAI, pp. 322–337 (2010)
- [8] Cover, T.M., Thomas, J.A.: Elements of Information Theory (Wiley Series in Telecommunications and Signal Processing). Wiley-Interscience, Hoboken, New Jersey (2006)
- [9] Halton, J.: A rigorous derivation of the exact contingency formula. *Math. Proc. Camb. Philos. Soc.* **65**, 527–530 (1969)
- [10] Łazęcka, M.: Properties of information-theoretic measures of conditional dependence. PhD thesis (2022). https://home.ipipan.waw.pl/m.lazeczka/files/publications/phd_thesis_mlazeczka.pdf
- [11] Davison, A., Hinkley, D.: Bootstrap Methods and Their Applications. Cambridge University Press, Cambridge, United Kingdom (1997)
- [12] Lahiri, S., Chatterjee, A.: A Berry-Esseen theorem for hypergeometric probabilities under minimal conditions. *Proc. Am. Math. Soc.* **135**(5), 1535–1545 (2007)
- [13] Singh, K.: On the Asymptotic Accuracy of Efron’s Bootstrap. *Ann. Stat.* **9**(6), 1403–1433 (1981)
- [14] Bentkus, V.: A Lyapunov-type bound in \mathbb{R}^d . *Theory Probab. its Appl.* **49**, 311–371 (2005)
- [15] Seber, G.A.F.: A Matrix Handbook for Statisticians. Wiley Series in Probability and Mathematical Statistics. John Wiley & Sons, Hoboken, New Jersey (2008)