

# Pay Self-Attention to Audio-Visual Navigation

Yinfeng Yu<sup>1, 3, \*</sup>

yyf17@mails.tsinghua.edu.cn

Lele Cao<sup>1, 2, \*</sup>

lele.cao@eqtpartners.com

Fuchun Sun<sup>1, ✉</sup>

fcsun@mail.tsinghua.edu.cn

Xiaohong Liu<sup>1</sup>

liu-xh17@mails.tsinghua.edu.cn

Gejun Wang<sup>3</sup>

wjxju@xju.edu.cn

<sup>1</sup> Department of Computer Science and Technology, State Key Lab on Intelligent Technology and Systems, Tsinghua University, Beijing, China

<sup>2</sup> Motherbrain, EQT, Stockholm, Sweden

<sup>3</sup> College of Information Science and Engineering, Xinjiang University, Urumqi, China

## Abstract

Audio-visual embodied navigation, as a hot research topic, aims training a robot to reach an audio target using egocentric visual (from the sensors mounted on the robot) and audio (emitted from the target) input. The audio-visual information fusion strategy is naturally important to the navigation performance, but the state-of-the-art methods still simply concatenate the visual and audio features, potentially ignoring the direct impact of context. Moreover, the existing approaches requires either phase-wise training or additional aid (e.g. topology graph and sound semantics). Up till this date, the work that deals with the more challenging setup with moving target(s) is still rare. As a result, we propose an end-to-end framework FSAAVN (feature self-attention audio-visual navigation) to learn chasing after a moving audio target using a context-aware audio-visual fusion strategy implemented as a self-attention module. Our thorough experiments validate the superior performance (both quantitatively and qualitatively) of FSAAVN in comparison with the state-of-the-arts, and also provide unique insights about the choice of visual modalities, visual/audio encoder backbones and fusion patterns.



Figure 1: Audio-visual embodied navigation with a moving sound source as the target: a blue robot chases a moving target (red) that is a low-speed robot emitting sound.

# 1 Introduction

Embodied navigation [13, 26, 32, 43] involves robotic agents (with egocentric observation) [6, 12, 27, 33, 38] exploring the unknown environment [25, 29, 35] to reach target (sometimes moving) locations. Embodied navigation has been a hotspot research topic in the broader domain of embodied intelligence [9]. Up till this date, most embodied navigation work relies on sensors such as vision and lidar [6, 23], ignoring other vital senses like hearing heavily utilized by some animals [15, 43, 45]. Hearing is a unique and important sense because it is known to be both temporal and spatial informative [24, 36, 46], enabling the visually impaired subjects to navigate properly [19]. Inspired by the simultaneous use of visual and hearing by animals and humans [18, 49], audio-visual assistance is believed to be beneficial to the efficiency and robustness [44, 51] of many different robotic tasks, such as audio-visual association [16], moving vehicle tracking [20], visual sound separation [21, 30], object detection [47], audio-visual dereverberation [10], audio-visual matching [11, 12, 51], audio-visual floor plan reconstruction [2, 37], and finally the main focus of this work: audio-visual embodied navigation [2, 8, 9, 22, 50, 51].

Among the state-of-the-art

audio-visual navigation researches, some [22] require multiple sequential steps to reach the goal; some [9, 22] need to build topology graph; and some [8, 23] rely on sound meta information. Unfortunately, all of these methods can only deal with single sound target that stays at the same position throughout the entire navigation task. Most recently, the authors of [51] and [50] experiment with the multiple sound sources and moving sound source, respectively. However, they simply apply concatenation to fuse the visual and audio information, as shown in Fig.2(a). Under this status-quo, we propose an end-to-end framework – Feature Self-Attention Audio-Visual Navigation (FSAAVN), which supports chasing a moving sound target without the need of topology graph or sound meta information. More importantly, as shown in Fig.2(d), we propose a novel audio-visual fusion module FSA (feature self-attention) to learn a context-aware strategy to determine the relative contribution of each modal in real-time. The main contributions of this work are:

- we propose a end-to-end framework (FSAAVN) to address a currently under-researched problem: audio-visual navigation to chase a moving sound target;
- we design a novel audio-visual fusion module (FSA) to learn a context-aware strategy to determine the relative contribution of each modal in real-time;
- we experimentally benchmark our approach towards the state-of-the-arts in 3D environments, showing the superior performance of FSAAVN;
- the thorough comparison of different variants of the fusion module (Fig.2) and visual/audio encoder<sup>1</sup> provides useful insights for future practitioners in this field.

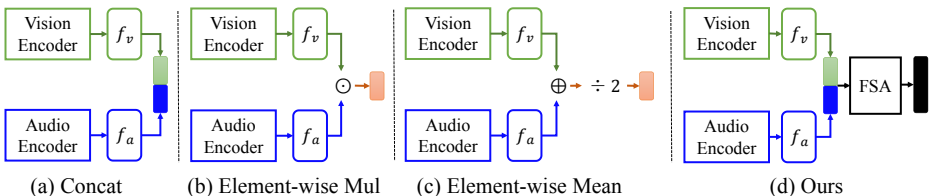


Figure 2: High-level illustration of different feature fusion methods in audio-visual navigation.

<sup>1</sup>The considered encoders: CNN (convolution neural network), ViT (vision transformer) [12], Capsule [39].

## 2 Related Work

Audio-visual embodied navigation is largely grouped into two categories in accordance with the behavior of sound source(s): static-sound and moving-sound sources. We visually illustrate the landscape of our literature survey in Fig.3.

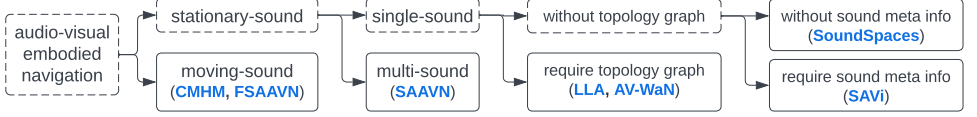


Figure 3: The landscape of the related work addressing audio-visual embodied navigation.

**Stationary-sound** refers to an environment where the location of the sound source is preset and remains the same. The number of sound sources could be one (*single-sound*) [4, 8, 9, 22] or many (*multi-sound*) [5]. To this date, the majority researches of audio-visual navigation have been carried out in *single-sound* environment, such as LLA (look, listen and act) [22], SoundSpaces [4], AV-WaN (audio-visual waypoint navigation) [9], SAVi (semantic audio-visual navigation) [8]. LLA [22] is a classical phase-wise navigation solution that needs to build a topological graph to aid shortest path planning. SoundSpaces [4] is the first end-to-end approach that does not rely on any topology graph or sound meta information (e.g. the category of the sound source: telephone, doorbell, alarm, etc). AV-WaN [9] predicts waypoints (represented as a topological graph) to improve long-distance navigation performances. The authors of SAVi [8] address the situation where the sound is not emitted continuously by incorporating the sound meta information. In the *multi-sound* case, SAAVN (sound adversarial audio-visual navigation) [5] propose an end-to-end framework to deal with acoustically complex environments where the target sound (usually only one source) is mixed up with other noisy sounds (usually more than one source).

**Moving-sound**, as the name implies, refers to a sound source that keeps changing its position, and the navigation target is that moving sound source. To the best of our knowledge, CMHM (catch me if you hear me) [5] is the first and only published work to tackle the moving-sound problem within unexplored environments. This work (FSAAVN) is closely related to CMHM with significant advancements mainly in audio-visual fusion strategy.

**Audio-visual fusion**: normally, the audio and visual inputs are encoded (using different encoders) into audio and visual feature vectors, respectively. They need to be fused before fed to the downstream neural networks. Unfortunately, all of the aforementioned approaches simply concatenate them to form a fused feature vector, as shown in Fig.2(a). In this work, we attempt to solve the moving-sound navigation problem using a more advanced audio-visual fusion mechanism: Feature Self-Attention (FSA) as illustrated in Fig.2(d).

## 3 Setting the Stage and Goal

In 3D environments demonstrated in Fig.1, a robot learns to chase after and catch up with a moving sound target. To concretize the research, we adopt the commonly used 3D environments collected using the SoundSpaces platform [4] and Habitat simulator [40]. They are publicly available as several datasets: Replica [23], Matterport3D [9] and SoundSpaces (audio) [4]. Replica contains 18 environments in the form of grids (with a resolution of 0.5 meter) constructed from accurate scans of apartments, offices and hotels. Matterport3D has 85 scanned grids (1 meter resolution) of indoor environments like personal homes. In

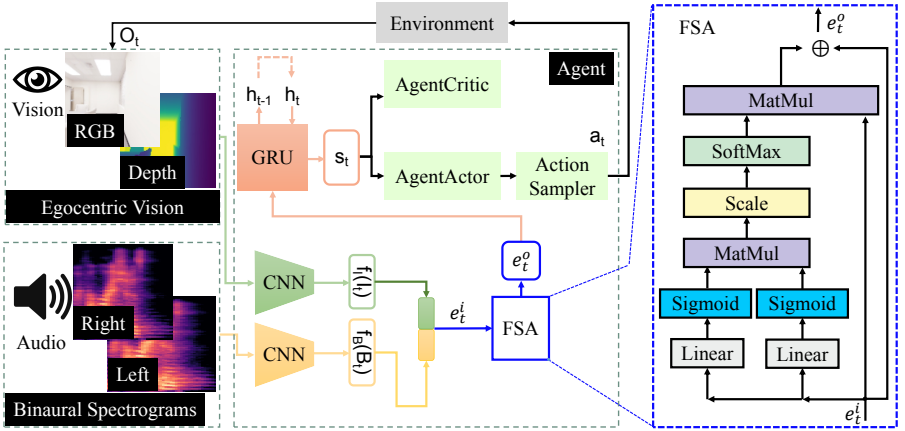


Figure 4: The overview of FSAAVN: Feature Self-Attention Audio-Visual embodied Navigation.

SoundSpaces, a sound source emits omnidirectional sound that is convolved with the corresponding binaural RIR (room impulse response); the convolved result is a binaural environmental response that is received by the navigating robot from its facing direction.

At each step  $t$  (cf. Fig.4), the robot receives the current observation  $O_t = (I_t, B_t)$ , where  $I_t$  denotes the current visual input that can be RGB ( $128 \times 128 \times 3$  pixels) and/or depth (with a dimension of  $128 \times 128 \times 1$ ) image<sup>2</sup>,  $B_t$  represents the received binaural target sound spectrum<sup>3</sup> consisting of the audio signal from the left and right “ears”. Although there exists a *navigability graph* (with nodes and edges) of the environment, this graph is hidden from the robot, hence it must learn from the accumulate observations  $O_t$  to understand the geometry of the scene. At each step, the agent at a certain node A can only move to another node B in the navigability graph if 1) an edge is connecting both nodes, and 2) the robot is facing node B. The viable robotic action space is defined as  $\mathcal{A} = \{\text{MoveForward}, \text{TurnLeft}, \text{TurnRight}, \text{Stop}\}$ , where the *Stop* action should be executed when the robot and the moving audio target are on the same node in the navigability graph. The overall goal of the navigating robot is to **learn a policy to catch up with the moving audio target as fast as possible using both the visual and audio input**.

One might ask about the behavior of the moving audio target, we adopt the same approach used in CMHM [50]. In the beginning, the sound source randomly selects a destination position to move to; the selected destination position must have a traversable path to the current position of the sound source. Then, the sound source starts to follow the shortest path to reach (step by step) the designation position. However, at each step, the robot may only turn left/right while the sound source always match to the next node in the navigability graph. As a result, each move step of the sound source occurs with only 30% probability, so that the robot has a possibility to eventually catch up with the moving sound source. Once the sound source reaches the current destination position, a new destination position is randomly selected again so that the sound source will continue moving (in exactly the same manner described previously) to the new destination until the robot catches it.

<sup>2</sup>Both RGB and depth images capture the 90-degree field of view in front of the navigating robot.

<sup>3</sup>The audio spectrum is prepared in the same way as [4, 5]: we compute the short-time Fourier transform with a window length of 512 samples and a hop length of 160 samples, corresponding to a duration of 12ms and 32ms in Replica [4] and Matterport3D [5]. Taking an aggregate of 1 sec gives matrices with dimensions of  $257 \times 257$  (Replica) and  $257 \times 101$  (Matterport3D). We further down-sample each matrix by a factor of 4, and stack the ones from left and right “ear” in a third channel, resulting in the final spectrum matrices in dimensions of  $65 \times 69 \times 2$  (Replica) and  $65 \times 26 \times 2$  (Matterport3D).



## 4 The Proposed Approach

We formalize the problem as a reinforcement learning task in which the navigating robot learns a policy to catch up with a moving audio target quickly in an unknown environment. Our solution to the problem is abbreviated FSAAVN (feature self-attention audio-visual navigation). FSAAVN is composed of four main parts (Fig.4) Specifically, given the egocentric vision and audio input, our model 1) encodes visual/audio inputs into visual/audio features using **CNNs** (convolution neural networks); 2) fuse the visual and audio features with **FSA** (feature self-attention) producing the fused audio-visual embedding, 3) transform a series of such embeddings into a temporal-aware state representation using a **GRU** (gated recurrent unit); and finally 4) use an **actor-critic** network to perform action prediction, evaluation, and optimization. The robot agent repeat this process until it catches the moving audio target. We will introduce each part consecutively in the upcoming paragraphs.

As introduced in section 3, the robot receives an audio-visual observation  $O_t = (I_t, B_t)$  at the  $t$ -th step. The visual ( $I_t$ ) part is encoded into visual feature vector using a CNN encoder:  $f_I(I_t)$ . The audio feature vector is obtained in the same way using a different CNN encoder:  $f_B(B_t)$ . Visual and auditory CNN encoders are constructed in the same way (from the input to output layer): Conv8x8, Conv4x4, Conv3x3 and a 512-dim linear layer; ReLU activations are added between any two neighboring layers. We denote the concatenation of visual and audio features as  $e_t^i = [f_I(I_t), f_B(B_t)]$ .

To determine the relative contribution of each modal in real-time according to the varying context, we design a trainable audio-visual fusion mechanism (i.e. FSA) to transform the encoded features  $e_t^i$  to a fused embedding vector  $e_t^o$ :

$$e_t^o = \text{softmax} \left( \frac{\text{sigmoid}(W_1 Q) \text{sigmoid}(W_2 K)^T}{\sqrt{d}} \right) V \oplus V, \quad \text{s.t. } Q = K = V = e_t^i, \quad (1)$$

where  $Q, K, V$  are the query, key, and value input to the FSA module;  $W_1$  and  $W_2$  are both weight matrices to be optimized;  $d$  is a scalar factor with a value of 256; and  $e_t^o$  is the resulting fused embedding vector. We collectively denote the encoder and FSA weights as **W** hereafter for simplicity. The right part of Fig.4 can be referred to for more details.

A bidirectional GRU (with one 512-dim hidden layer) is applied to further transform a series of fused embeddings (i.e.  $e_1^o \dots e_T^o$ ) into a temporal-aware state representation  $s_t$ . Concretely, at time  $t$ , the GRU cell takes in both the current embedding  $e_t^o$  and the previous cell state  $h_{t-1}$  to produce  $s_t$  and  $h_t$ . Essentially,  $s_t = \text{GRU}(e_t^o, h_{t-1})$ .

The state vectors (i.e.  $s_1 \dots s_T$ ) is then fed to an actor-critic network to 1) predict the conditioned action probability distribution  $\pi_{\theta_1}(a_t|s_t)$ , and 2) estimate the state value  $V_{\theta_2}(s_t)$ . The actor and critic are implemented with a single linear layer parameterized by  $\theta_1$  and  $\theta_2$ , respectively. For the sake of conciseness, we use  $\theta$  to denote the compound of  $\theta_1$  and  $\theta_2$  hereafter. The action sampler in Fig.4 samples the actual action (i.e.  $a_t$ ) to execute from  $\pi_{\theta_1}(a_t|s_t)$ . The training aims to maximise the expected discounted return  $\mathfrak{R}$ :

$$\mathfrak{R} = \mathbb{E}_{\pi} \left[ \sum_{t=1}^T \gamma^t r(s_{t-1}, a_t) \right], \quad (2)$$

where  $\gamma$  is a discount factor;  $T$  is the maximum number of time steps; and  $\pi$  is the policy of the robot agent.  $r(s_{t-1}, a_t)$  is the reward given by the environment at the time step  $t$ . The reward is calculated based on three simple rules: (1) +10 point when the robot successfully reaches the target and executes the **Stop** action, (2) +0.25 point when the Manhattan distance between the robot and target is reduced, and (3) a time penalty of -0.01 on each action

performed to encourage navigation efficiency. Proximal Policy Optimization (PPO) [40] is adopted in this work to optimize (2). The entire procedure is described in Algorithm 1.

---

**Algorithm 1:** FSAAVN: feature self-attention audio-visual navigation

---

**Data:** Environment  $\mathcal{E}$ , stochastic policies  $\pi$ , initial actor-critic weights  $\theta_0$ , initial encoder and FSA weights  $\mathbf{W}_0$ , # updates  $M$ , # episode  $N$ , max time steps  $T$ .

**Result:** Trained weights:  $\theta_M$  and  $\mathbf{W}_M$

```

1 for  $i=1, 2, \dots, M$  do
2   // Run policy  $\pi_{\theta_{i-1}}$  in environment for  $N$  episodes  $T$  time steps ;
3    $\{(o_t, h_{t-1}, a_t, r_t)\}_{t=1}^T \leftarrow \text{roll}(\mathcal{E}, \pi_{\theta_{i-1}}, T)$  at  $i$ -th update ;
4   Compute advantage estimates ;
5   // Optimize w.r.t.  $\theta$  and  $\mathbf{W}$  ;
6    $\theta_i, \mathbf{W}_i \leftarrow$  new  $\theta$  and  $\mathbf{W}$  from PPO algorithm w.r.t. maximizing Equation (2);
7 end
```

---

While the self-attention mechanism (i.e. FSA) over the latent dimension is effective (experimentally validated in Section 5), why don’t we choose to adopt attention over the temporal dimension (i.e. replace the GRU with Attention)? The reason is two fold:

- The input data for audio-visual navigation is different from the typical input we see in NLP (natural language processing) and CV (computer vision) tasks. At any time point, the observation is always incomplete, meaning the future states are unknown. As a result, learning the temporal attention can be extremely unstable.
- The maximum number of navigation steps is 500 (or one can choose a much larger number), which leads to a spacial-temporal transformer model with high capacity and expressivity, hence requiring large amount of samples/episodes to converge.

## 5 Experiments

We carry out experiments on the environments and datasets described in section 3. FSAAVN is benchmarked towards several state-of-the-art baselines: **SoundSpaces** [2], **SoundSpaces-EMul**, **SoundSpaces-EM**, **CMHM** [50], and **AV-WaN** [2]. SoundSpaces-EMul/-EM is the extension of basic SoundSpaces (concatenation fusion) with different audio-visual feature fusion methods: “EMul” stands for element-wise multiplication and “EM” is element-wise mean, as shown in Fig.2(b,c). Based on the widely used SPL (success path length) metric [2], we calculate several evaluation metrics, such as **SPLT** (SPL for tracking), **SSPLT** (soft SPLT), and **SRT** (success rate for tracking).

$$\text{SPLT} = \frac{1}{N} \sum_{i=1}^N \frac{S_i \cdot l_i}{\max(p_i, l_i)}, \quad \text{SSPLT} = \frac{1}{N} \sum_{i=1}^N \frac{l_i \cdot \max(0, 1 - \frac{d_i^a}{d_i})}{\max(p_i, l_i)}, \quad \text{SRT} = \frac{1}{N} \sum_{i=1}^N S_i, \quad (3)$$

where  $N$  is the number of episodes;  $S_i$  is a binary indicator of success in the  $i$ -th episode;  $p_i$  stands for the length of the executed path;  $l_i$  is the length of the shortest path from the robot’s start position to the target’s final position. When computing SSPLT by the end of the  $i$ -th episode,  $d_i^a$  is the robot’s distance to the target,  $d_i$  is the distance from the robot’s start position to the target’s final position. For the definition of other evaluation metrics

Table 1: Overall performance comparison (STDEV $\leq$ 0.01) using depth and sound input.

Model	Fusion	Replica									Matterport3D								
		Telephone			Multiple heard			Multiple unheard			Telephone			Multiple heard			Multiple unheard		
		SPLT	SSPLT	SRT	SPLT	SSPLT	SRT	SPLT	SSPLT	SRT	SPLT	SSPLT	SRT	SPLT	SSPLT	SRT	SPLT	SSPLT	SRT
		( $\uparrow$ )	( $\uparrow$ )	( $\uparrow$ )	( $\uparrow$ )	( $\uparrow$ )	( $\uparrow$ )	( $\uparrow$ )	( $\uparrow$ )	( $\uparrow$ )	( $\uparrow$ )	( $\uparrow$ )	( $\uparrow$ )	( $\uparrow$ )	( $\uparrow$ )	( $\uparrow$ )	( $\uparrow$ )	( $\uparrow$ )	( $\uparrow$ )
FSAAVN	FSA	<b>0.541</b>	<b>0.635</b>	<b>0.925</b>	<b>0.438</b>	<b>0.541</b>	<b>0.812</b>	<b>0.182</b>	<b>0.316</b>	<b>0.358</b>	<b>0.520</b>	<b>0.585</b>	<b>0.832</b>	<b>0.438</b>	<b>0.496</b>	<b>0.844</b>	<b>0.207</b>	<b>0.299</b>	<b>0.391</b>
SoundSpaces	Concat	0.531	0.604	0.892	0.354	0.462	0.764	0.152	0.255	0.317	0.454	0.511	0.797	0.431	0.475	0.818	0.180	0.254	0.350
SoundSpaces-	EMul	0.493	0.597	0.861	0.430	0.522	0.770	0.168	0.304	0.326	0.457	0.523	0.801	0.433	0.481	0.821	0.182	0.258	0.355
SoundSpaces-	EM	0.487	0.592	0.816	0.435	0.531	0.796	0.154	0.258	0.319	0.481	0.543	0.817	0.435	0.492	0.832	0.183	0.266	0.375
CMHM	Concat	0.335	0.338	0.791	0.259	0.302	0.692	0.121	0.202	0.314	0.114	0.125	0.606	0.086	0.099	0.528	0.052	0.085	0.267
AV-WaN	Concat	0.218	0.224	0.764	0.220	0.271	0.533	0.010	0.189	0.233	0.111	0.114	0.409	0.012	0.034	0.093	0.010	0.043	0.057

used in this research, please refer to Appx.B.1. For all metrics, completion of an episode indicates that the robot either catches the target in less than 500 steps, or selects the stop action precisely at the location of the moving target. The reported metric values are averaged over 5 trials.

We train our model with Adam (to optimize an entropy loss on the policy distribution) with a learning rate of  $2.5 \times 10^{-4}$  with a limit of time horizon corresponding to 500 actions in a scene. We train the framework for 40M steps on Replica and 60M on Matterport3D, which amounts to 200 and 320 GPU hours, respectively. Since there are 102 sounds from SoundSpaces, we test three different sound source splittings. (1) **Telephone**: the target sound source (telephone) is the same in the training, validation and testing sets; (2) **Multiple heard**: all 102 sounds exist in three sets; (3) **Multiple unheard**: the 102 sounds are divided into non-overlapping 73/11/18 splits for train/validation/test.

## 5.1 Overall performance comparison

We generally discover that depth works the best with sound input (cf. Table 2 and Appx.B.3) that coincide the results in [2]. Therefore, in Table 1, we only illustrate the metrics obtained using depth and sound input. It shows that FSAAVN using FSA fusion constantly performs the best (in boldface) on both datasets in all splitting settings.

To gain a qualitative and vivid impression of robot behavior from different approaches, we visualize the recorded navigation trajectories (using depth and sound input) on a scene map from Replica and Matterport3D datasets (Fig.5). On both datasets, we largely see that FSAAVN often executes a shorter trajectory and a higher SPLT value, implying a better performance than other methods.

## 5.2 Comparing different visual modalities

There can be different types of egocentric visual input such as RGB, depth and RGBD, where RGBD is a combination of RGB and depth in different channels. To understand the relative effectiveness of these visual modalities when fused with audio input, we compare the navigation performance between FSAAVN and SoundSpaces using RGB, depth, RGBD and blind (no visual input) in addition to the auditory input from the moving target. From Table 2, we can concluded that: 1) among all tested modalities, depth alone achieves the best performance that is consistent with the conclusion in [2] when tackling with a stationary sound source; 2) with the same modality, FSA performs better than simple concatenation; 3) in the case of blind, FSA seems slightly worse than concatenation, probably caused by FSA’s higher flexibility and complexity than concatenation.

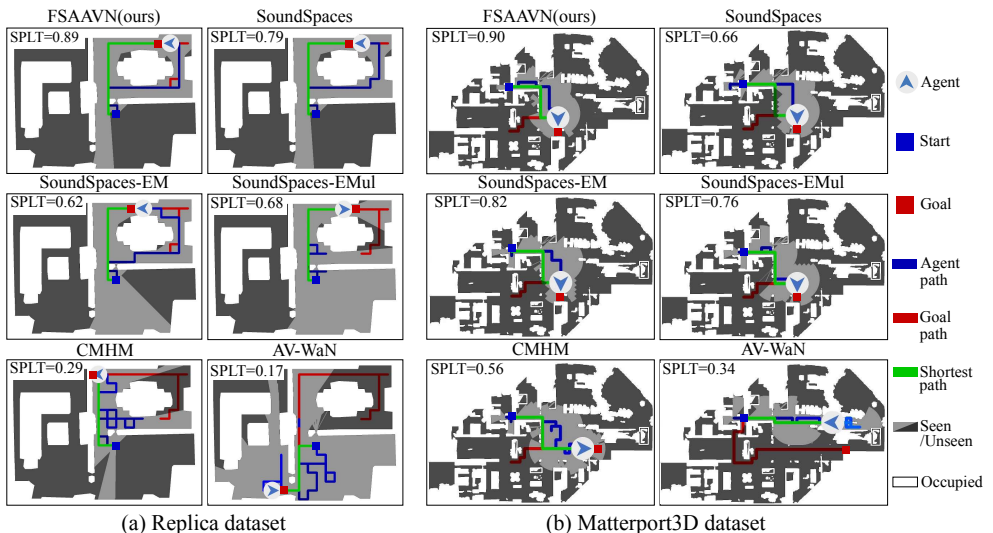


Figure 5: Navigation trajectories by the end of a particular episode from (a) Replica and (b) Matterport3D dataset. Higher SPLT values and shorter blue paths indicate better performances.

Table 2: Performance Comparison (STDEV $\leq 0.01$ ) of different vision modalities.

Model	Fusion	Vision	Replica									Matterport3D								
			Telephone			Multiple heard			Multiple unheard			Telephone			Multiple heard			Multiple unheard		
			SPLT	SSPLT	SRT	SPLT	SSPLT	SRT	SPLT	SSPLT	SRT	SPLT	SSPLT	SRT	SPLT	SSPLT	SRT	SPLT	SSPLT	SRT
			( $\uparrow$ )	( $\uparrow$ )	( $\uparrow$ )	( $\uparrow$ )	( $\uparrow$ )	( $\uparrow$ )	( $\uparrow$ )	( $\uparrow$ )	( $\uparrow$ )	( $\uparrow$ )	( $\uparrow$ )	( $\uparrow$ )	( $\uparrow$ )	( $\uparrow$ )	( $\uparrow$ )	( $\uparrow$ )	( $\uparrow$ )	( $\uparrow$ )
FSAAVN	FSA	Depth	<b>0.541</b>	<b>0.635</b>	<b>0.925</b>	<b>0.438</b>	<b>0.541</b>	<b>0.812</b>	<b>0.182</b>	<b>0.316</b>	<b>0.358</b>	<b>0.520</b>	<b>0.585</b>	<b>0.832</b>	<b>0.438</b>	<b>0.496</b>	<b>0.844</b>	<b>0.207</b>	<b>0.299</b>	<b>0.391</b>
SoundSpaces	Concat	Depth	0.531	0.604	0.892	0.354	0.462	0.764	0.152	0.255	0.317	0.454	0.511	0.797	0.431	0.475	0.818	0.180	0.254	0.350
FSAAVN	FSA	RGBD	0.532	0.611	0.837	0.402	0.485	0.792	0.185	0.285	0.349	0.454	0.510	0.834	0.440	0.492	0.827	0.191	0.281	0.373
SoundSpaces	Concat	RGBD	0.527	0.605	0.835	0.393	0.475	0.756	0.182	0.276	0.339	0.435	0.502	0.798	0.412	0.469	0.809	0.186	0.277	0.369
FSAAVN	FSA	RGB	0.530	0.601	0.872	0.413	0.500	0.767	0.166	0.295	0.305	0.449	0.505	0.820	0.393	0.453	0.781	0.196	0.270	0.417
SoundSpaces	Concat	RGB	0.522	0.593	0.829	0.386	0.477	0.741	0.140	0.260	0.267	0.397	0.451	0.815	0.371	0.429	0.772	0.193	0.269	0.375
FSAAVN	FSA	Blind	0.470	0.544	0.833	0.328	0.425	0.703	0.141	0.229	0.294	0.369	0.424	0.787	0.339	0.387	0.766	0.162	0.241	0.356
SoundSpaces	Concat	Blind	0.472	0.545	0.839	0.334	0.425	0.725	0.142	0.229	0.331	0.385	0.443	0.790	0.319	0.372	0.724	0.163	0.257	0.370

### 5.3 Comparing different visual/audio encoders

Practically, nothing stops us from choosing a different visual/audio encoder other than CNN. Nowadays, the common options are ViT (vision transformer) [17] and Capsule [39]. Here, we will compare the audio-visual navigation performance using different visual/audio encoder backbones (i.e. CNN, Capsule and ViT-based). For ViT, we test two variants: ViT-V and ViTScratch-V, where the former is initialised with pretrained weights while the latter is trained from random weights. The implementation details of these encoders can be found in Appx.A. Table 3 shows the results of using different encoders while keeping the other parts the same. It can be seen that the overly complex encoders (Capsule and ViT-based ones) turns out to be inferior to the CNN encoder. Our assumption is that higher complexity increases the convergence difficulty and thus makes policy learning more challenging.

### 5.4 On dynamic modality importance

Since the environmental context and target location (relative to the robot) changes all the time during navigation, we assume that the relative influence of audio and visual input on

Table 3: Performance Comparison (STDEV $\leq 0.01$ ) of different visual/audio encoder backbones.

Model	Fusion	Encoder	Replica									Matterport3D								
			Telephone			Multiple heard			Multiple unheard			Telephone			Multiple heard			Multiple unheard		
			SPLT	SSPLT	SRT	SPLT	SSPLT	SRT	SPLT	SSPLT	SRT	SPLT	SSPLT	SRT	SPLT	SSPLT	SRT	SPLT	SSPLT	SRT
			( $\uparrow$ )	( $\uparrow$ )	( $\uparrow$ )	( $\uparrow$ )	( $\uparrow$ )	( $\uparrow$ )	( $\uparrow$ )	( $\uparrow$ )	( $\uparrow$ )	( $\uparrow$ )	( $\uparrow$ )	( $\uparrow$ )	( $\uparrow$ )	( $\uparrow$ )	( $\uparrow$ )	( $\uparrow$ )	( $\uparrow$ )	( $\uparrow$ )
FSAAVN	FSA	CNN	<b>0.541</b>	<b>0.635</b>	<b>0.925</b>	<b>0.438</b>	<b>0.541</b>	<b>0.812</b>	<b>0.182</b>	<b>0.316</b>	<b>0.358</b>	<b>0.520</b>	<b>0.585</b>	<b>0.832</b>	<b>0.438</b>	<b>0.496</b>	<b>0.844</b>	<b>0.207</b>	<b>0.299</b>	<b>0.391</b>
SoundSpaces	Concat	CNN	0.531	0.604	0.892	0.354	0.462	0.764	0.152	0.255	0.317	0.454	0.511	0.797	0.431	0.475	0.818	0.180	0.254	0.350
VIT-V	Concat	VIT	0.521	0.584	0.871	0.329	0.415	0.713	0.138	0.233	0.304	0.412	0.465	0.797	0.012	0.188	0.027	0.013	0.170	0.020
Capsule	Concat	Capsule	0.426	0.503	0.810	0.262	0.372	0.580	0.154	0.278	0.330	0.317	0.382	0.742	0.246	0.302	0.623	0.178	0.255	0.445
VITScratch-V	Concat	VIT	0.293	0.375	0.700	0.220	0.321	0.529	0.089	0.199	0.189	0.325	0.388	0.762	0.265	0.312	0.691	0.167	0.232	0.422

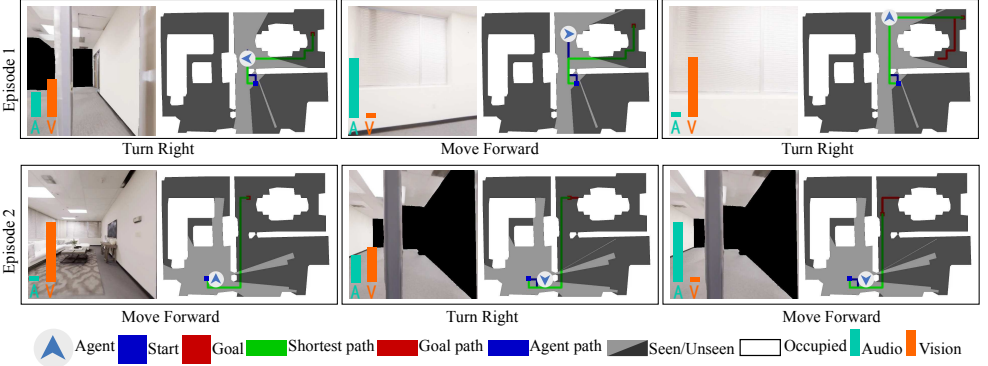


Figure 6: Dynamic visual and echo impact for two episodes. Columns corresponds to three sampled time steps. The green and orange bars represent the importance of audio and vision, respectively.

the robot’s action can vary at different time points. To quantify visual (audio) impact, we replace the visual (audio) input with random noise; and then we compute the visual (audio) impact score as the absolute difference (normalized) of the logarithmic action probabilities from the semi-corrupted model and the intact one. Fig. 6 shows the impact scores (for two episodes in two rows) on the egocentric robot view at different time steps. We can see that FSAAVN dynamically re-weight the modalities (according to the current surroundings) while chasing after the moving audio target.

## 5.5 Visualization of learned features and states

In FSAAVN framework (cf. section 4), the vision encoder generates visual feature  $f_I(I_t)$ ; the auditory encoder produces audio feature  $f_B(B_t)$ ; and the GRU transforms historical feature vectors into audio-visual state representations  $s_t$ . The disengagement quality of these learned features and states is important to the downstream policy learning. In Fig. 7(a), we examine the semantics of visual features by overlaying the output of the visual encoder (from different layers) over the RGB images. It is easy to see that the visual encoder has learned to pay more attention to the area (in red color) where the robot can walk. This effect becomes more evident as the encoder becomes deeper. It is more challenging to visualize the disengagement quality of audio features and the state representations, as a result, we choose to perform dimension reduction (to two dimensions) and clustering using UMAP [67]. The UMAP result is shown in Fig. 7(b) with a color coding representing the action selected by the robot. Seen from Fig. 7(b), the learned audio features and state representations are naturally correlated with the robot’s action selection.

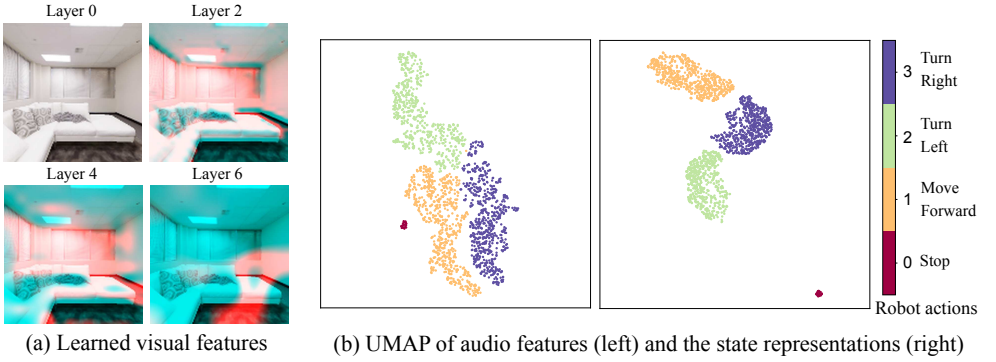


Figure 7: Visualization of visual feature, audio feature, and state representations from Replica dataset.

## 6 Conclusion

To realize a more effective (than the existing methods) audio-visual feature fusion strategy during audio-visual embodied navigation, we design a trainable Feature Self-Attention (FSA) module that determines the relative contribution of visual/audio modal in real-time in accordance with the ever-changing context. We propose an end-to-end framework (FSAAVN: feature self-attention audio-visual navigation) incorporating FSA to train robots to catch up with a moving audio target. FSAAVN is easy to train since it requires no extra aid like topology graph and sound semantics. Our comprehensive experiments validate the superior performance (both quantitatively and qualitatively) of FSAAVN in comparison with the state-of-the-arts. We also carry out a set of thorough ablation studies on mainstream visual modalities, signal (visual/audio) encoders and audio-visual fusion strategies, providing useful insights for practitioners and researchers in this filed.

## Acknowledgments

We thanks the insightful comments from the reviewers of BMVC 2022. This work is funded by Sino-German Collaborative Research Project *Crossmodal Learning* with identification number NSFC62061136001/DFG SFB/TRR169.



## Abstract

This is the supplementary material for the BMVC’22 paper titled “Pay Self-Attention to Audio-Visual Navigation”. In that paper, we propose an end-to-end framework FSAAVN (feature self-attention audio-visual navigation) to learn chasing after a moving audio target using a context-aware audio-visual fusion strategy implemented as a Feature Self-Attention (FSA) module. The equations, tables and figures are numbered continuously in relation to the main paper. We provide additional details to the main paper concerning encoders, experiments and example navigation videos.

**A:** Structural details of various encoders (main paper ref.: § 5).

**B:** Experiments (main paper ref.: § 5).

**B.1:** Metrics details (main paper ref.: § 5).

**B.2:** Algorithm parameters (main paper ref.: § 5).

**B.3:** Quantitative comparison of different algorithms on different datasets (main paper ref.: § 5).

**B.4:** Visualization of weight data for each channel of each layer of the visual encoder (main paper ref.: § 5).

**B.5:** Navigation trajectories of algorithms FSAAVN and SoundSpaces on different datasets under RGBD input (main paper ref.: § 5).

**B.6:** Navigation trajectories of various algorithms on different datasets under Depth input (main paper ref.: § 5).

**C:** Video examples (main paper ref.: § 5).

## A Structural details of various encoders.

**CNN encoder.** Visual and auditory CNN encoders have separate weights but the same architecture of Conv8×8, Conv4×4, Conv3×3 and a linear layer, with ReLU activations between each layer.

**ViT encoder.** The backbone of ViT is “vit\_tiny\_patch16\_224” defined in the [python file](#). The input of the patch embed and the output head is modified to it can output a 512-dimensional visual vector. The dimensions of the RGB image (128×128×3), the depth image (128×128×1) and the spectrum (65×69×2 for Replica and 65×26×2 for Matterport3D) are inconsistent with ones of the ViT encoder. We use to resize or transposed convolution to adapt the input sizes to 224×224. The implementation details of the modified Vision Transformer (ViT) encoder are shown in Fig.8.

**Capsule encoder.** The dimensions of the spectrum (65×69×2 for Replica and 65×26×2 for Matterport3D) are inconsistent with the ones of the capsule vision encoder. We use to resize or transposed convolution to adapt the input sizes to 128×128. The implementation details of the capsule encoder are shown in Fig.9.

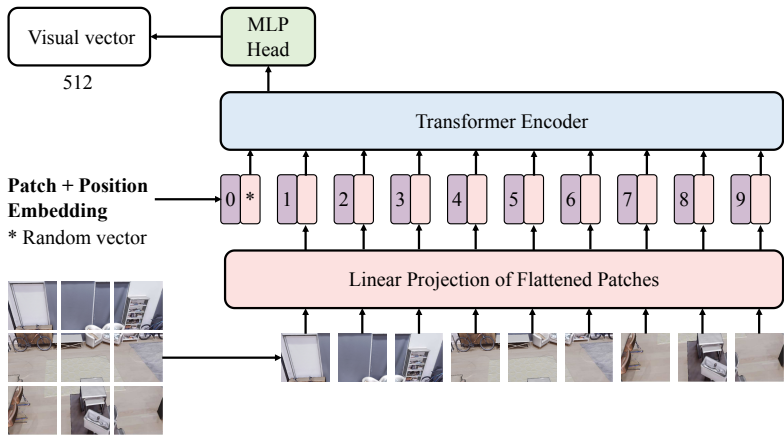


Figure 8: Vision Transformer (ViT) encoder.

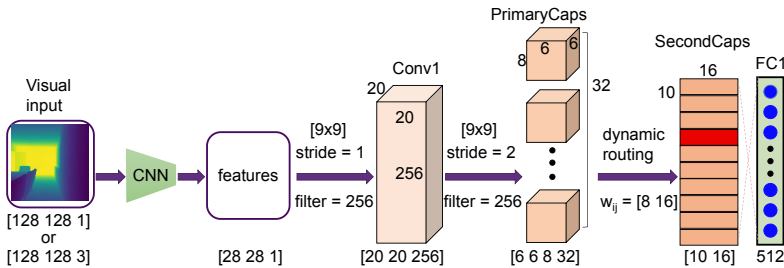


Figure 9: Capsule vision encoder.

## B Experiments.

### B.1 Metrics details.

The tracking metrics used in §5 of the main paper is elaborated in this section.

1. **SPLT**: is short for Success weighted by Path Length for Tracking.

$$\text{SPLT} = \frac{1}{N} \sum_{i=1}^N S_i \frac{l_i}{\max(p_i, l_i)}, \quad (4)$$

it weighs the successful episodes with the ratio of the shortest path  $l_i$  to the executed path  $p_i$ , where  $l_i$  is the shortest path from the agent's start position to the goal's final position when episode  $i$  is finished,  $S_i$  is binary indicator of success in episode  $i$ , and  $N$  is the number of episodes.

2. **SSPLT**: is for Soft Success weighted by Path Length of Tracking.

$$\text{SSPLT} = \frac{1}{N} \sum_{i=1}^N \max(0, 1 - \frac{d_i^a}{d_i}) \frac{l_i}{\max(p_i, l_i)}, \quad (5)$$

where  $d_i^a$  is the agent's distance to the goal when episode  $i$  is finished,  $d_i$  is the distance from the agent's start position to the goal's final position when episode  $i$  is finished,  $l_i$  is the shortest path from the agent's start position to the goal's final position when episode  $i$  is finished,  $p_i$  is the executed path.

3. **SRT**: is short for Success Rate for Tracking.

$$\text{SRT} = \frac{1}{N} \sum_{i=1}^N S_i, \quad (6)$$

It weighs the fraction of completed episodes, where completion indicates that the agent catches the goal within the time limit of 500 steps and selects the stop action precisely at the goal location.

4.  $R_{\text{mean}}$ : stands for average episode reward of agent.
5. **NAT**: is short for Number of Actions for Tracking, the number of executed actions by the agent.
6. **SNAT**: is abbrev for Success weighted by Number of Actions of Tracking.

$$\text{SNAT} = \frac{1}{N} \sum_{i=1}^N S_i \frac{l_i^a}{\max(p_i^a, l_i^a)}, \quad (7)$$

where  $l_i^a$  is the number of actions taken for the shortest path from the agent's start position to the goal's final position when episode  $i$  is finished,  $p_i^a$  is the number of executed actions by the agent. This metric captures the agent's efficiency in reaching the goal. Two agents may have different actions, but the same SPL score for an episode since the number of actions also accounts for actions that do not lead to path changes, like rotation in place.

7. **DTGT**: is short for Average Distance To Goal for Tracking.

$$\text{DTGT} = \frac{1}{N} \sum_{i=1}^N d_i^a, \quad (8)$$

it weighs the agent's average distance to the goal when episodes are finished, where  $d_i^a$  is the agent's distance to the goal when episode  $i$  is finished.

8. **NDTGT**: is abbreviate for Normalized average Distance To Goal for Tracking.

$$\text{NDTGT} = \frac{1}{N} \sum_{i=1}^N \frac{d_i^a}{d_i}, \quad (9)$$

where  $d_i^a$  is the agent's distance to the goal when episode  $i$  is finished,  $d_i$  is the distance from the agent's start position to the goal's final position in the episode  $i$ .

## B.2 Algorithm parameters

The parameters used in our model are specified in Table 4.

Table 4: Algorithm parameters

Parameter	Replica	Matterport3D
RIR sampling rate	44100	16000
clip param	0.1	0.1
ppo epoch	4	4
num mini batch	1	1
value loss coef	0.5	0.5
entropy coef	0.02	0.02
learning rate	$2.5 \times 10^{-4}$	$2.5 \times 10^{-4}$
max grad norm	0.5	0.5
num steps	150	150
use gae	True	True
use linear learning rate decay	False	False
use linear clip decay	False	False
$\gamma$	0.99	0.99
$\tau$	0.95	0.95
$\beta$	0.01	0.01
reward window size	50	50
success reward	10.0	10.0
slack reward	-0.01	-0.01
distance reward scale	1.0	1.0
hidden size	512	512
optimizer	Adam	Adam
number of processes	5	10
number of updates	40000	60000
probability of sound source moving position	0.3	0.3

## B.3 Quantitative comparison of different algorithms on different datasets.

Table 5: Quantitative comparison of different algorithms on Replica. Results are averaged over 5 test runs.

Method	Vision	Audio	SPLT (↑)	SSPLT (↑)	SRT (↑)	$R_{mean}$ (↑)	NAT (↓)	SNAT (↑)	DTGT (↓)	NDTGT (↓)
FSAAVN	Depth	Telephone	<b>0.541±0.004</b>	<b>0.635±0.003</b>	<b>0.925±0.005</b>	<b>17.2±0.1</b>	<b>57.2±0.5</b>	<b>0.316±0.004</b>	<b>0.01±0.01</b>	<b>9.0±0.1</b>
SoundSpaces	Depth	Telephone	0.531±0.003	0.604±0.001	0.892±0.003	16.9±0.1	60.7±0.2	0.305±0.004	0.03±0.01	70.0±1.5
SoundSpaces-EMul	Depth	Telephone	0.493±0.005	0.597±0.001	0.861±0.004	16.6±0.1	61.7±0.2	0.280±0.003	0.16±0.01	100.1±0.4
SoundSpaces-EM	Depth	Telephone	0.487±0.002	0.592±0.002	0.816±0.003	16.3±0.1	62.7±1.3	0.272±0.001	0.19±0.01	130.1±0.7
CMHM	Depth	Telephone	0.335±0.005	0.338±0.004	0.791±0.020	16.0±0.1	87.3±1.6	0.234±0.004	0.24±0.01	230.1±1.1
AV-WaN	Depth	Telephone	0.218±0.003	0.224±0.004	0.764±0.002	14.9±0.2	182.2±4.9	0.167±0.004	0.43±0.06	220.1±1.1
FSAAVN	Depth	Multiple heard	<b>0.438±0.001</b>	<b>0.541±0.001</b>	<b>0.812±0.002</b>	<b>16.8±0.1</b>	<b>75.0±0.5</b>	<b>0.229±0.001</b>	<b>0.14±0.01</b>	<b>10.1±0.2</b>
SoundSpaces-EM	Depth	Multiple heard	0.435±0.001	0.531±0.001	0.796±0.003	16.6±0.1	81.6±1.4	0.224±0.001	0.17±0.01	80.1±0.4
SoundSpaces-EMul	Depth	Multiple heard	0.430±0.001	0.522±0.001	0.770±0.001	16.3±0.2	82.8±1.2	0.216±0.001	0.20±0.01	100.1±0.6
SoundSpaces	Depth	Multiple heard	0.354±0.003	0.462±0.002	0.764±0.005	15.7±0.1	83.0±1.7	0.188±0.003	0.22±0.01	150.1±0.7
CMHM	Depth	Multiple heard	0.259±0.003	0.302±0.002	0.692±0.005	15.4±0.1	127.2±0.3	0.179±0.004	0.37±0.02	460.1±2.2
AV-WaN	Depth	Multiple heard	0.220±0.002	0.271±0.004	0.533±0.004	11.6±0.1	215.6±3.2	0.011±0.003	1.33±0.07	690.4±3.6
FSAAVN	Depth	Multiple unheard	<b>0.182±0.002</b>	<b>0.316±0.003</b>	<b>0.358±0.003</b>	<b>8.0±0.1</b>	<b>227.0±1.9</b>	<b>0.084±0.001</b>	<b>1.79±0.01</b>	<b>750.5±3.5</b>
SoundSpaces-EMul	Depth	Multiple unheard	0.168±0.001	0.304±0.001	0.326±0.001	7.9±0.1	236.0±2.0	0.082±0.001	1.90±0.01	813.4±4.1
SoundSpaces-EM	Depth	Multiple unheard	0.154±0.001	0.258±0.001	0.319±0.001	7.6±0.1	250.5±1.7	0.080±0.002	2.05±0.01	839.1±4.4
SoundSpaces	Depth	Multiple unheard	0.152±0.001	0.255±0.001	0.317±0.001	7.4±0.1	256.9±2.5	0.078±0.002	2.13±0.03	860.7±4.5
CMHM	Depth	Multiple unheard	0.121±0.003	0.202±0.004	0.314±0.001	6.9±0.1	265.1±2.2	0.046±0.002	2.21±0.01	1460.6±7.7
AV-WaN	Depth	Multiple unheard	0.010±0.004	0.189±0.004	0.233±0.002	5.6±0.2	304.3±1.9	0.031±0.001	2.63±0.07	1890.5±9.1
FSAAVN	RGBD	Telephone	<b>0.532±0.002</b>	<b>0.611±0.003</b>	<b>0.837±0.001</b>	<b>17.2±0.1</b>	<b>63.7±0.3</b>	<b>0.285±0.001</b>	<b>0.14±0.01</b>	<b>190.1±0.9</b>
SoundSpaces	RGBD	Telephone	0.527±0.004	0.605±0.003	0.835±0.001	17.1±0.1	66.4±0.2	0.282±0.001	0.15±0.01	450.1±2.1
FSAAVN	RGBD	Multiple heard	<b>0.402±0.001</b>	<b>0.485±0.001</b>	<b>0.792±0.003</b>	<b>16.3±0.1</b>	<b>92.2±0.2</b>	<b>0.189±0.001</b>	<b>0.23±0.01</b>	<b>290.1±1.4</b>
AVN	RGBD	Multiple heard	0.393±0.002	0.475±0.001	0.756±0.003	16.1±0.1	99.5±0.1	0.187±0.001	0.24±0.01	330.1±1.6
FSAAVN	RGBD	Multiple unheard	<b>0.185±0.001</b>	<b>0.285±0.001</b>	<b>0.349±0.001</b>	<b>7.4±0.1</b>	<b>271.1±0.2</b>	<b>0.085±0.004</b>	<b>2.08±0.01</b>	<b>950.5±4.7</b>
SoundSpaces	RGBD	Multiple unheard	0.182±0.001	0.276±0.001	0.339±0.002	7.0±0.1	295.0±0.1	0.030±0.001	2.11±0.01	2220.6±11.1
FSAAVN	RGB	Telephone	<b>0.530±0.003</b>	<b>0.601±0.003</b>	<b>0.872±0.003</b>	<b>17.2±0.1</b>	<b>69.5±0.3</b>	<b>0.273±0.002</b>	<b>0.14±0.01</b>	<b>130.1±0.7</b>
SoundSpaces	RGB	Telephone	0.522±0.003	0.593±0.004	0.829±0.004	17.0±0.1	72.4±0.2	0.262±0.001	0.22±0.02	375.1±1.8
FSAAVN	RGB	Multiple heard	<b>0.413±0.002</b>	<b>0.500±0.002</b>	<b>0.767±0.002</b>	<b>15.9±0.1</b>	<b>94.3±0.3</b>	<b>0.190±0.003</b>	<b>0.28±0.01</b>	<b>140.1±0.7</b>
SoundSpaces	RGB	Multiple heard	0.386±0.004	0.477±0.003	0.741±0.003	15.6±0.1	97.3±0.2	0.184±0.002	0.30±0.01	610.1±3.7
FSAAVN	RGB	Multiple unheard	<b>0.166±0.002</b>	<b>0.295±0.005</b>	<b>0.305±0.002</b>	<b>7.1±0.2</b>	<b>255.1±0.2</b>	<b>0.073±0.003</b>	<b>2.10±0.02</b>	<b>1230.6±6.8</b>
SoundSpaces	RGB	Multiple unheard	0.140±0.003	0.260±0.004	0.267±0.004	6.3±0.2	285.2±0.3	0.066±0.004	2.17±0.01	1270.6±6.4
FSAAVN	Blind	Telephone	<b>0.470±0.001</b>	<b>0.544±0.001</b>	<b>0.833±0.001</b>	<b>17.1±0.1</b>	<b>74.3±0.1</b>	<b>0.225±0.001</b>	<b>0.14±0.01</b>	<b>183.4±0.9</b>
SoundSpaces	Blind	Telephone	0.472±0.001	0.545±0.001	0.839±0.001	17.1±0.1	73.3±0.1	0.233±0.001	0.13±0.01	50.0±0.3
FSAAVN	Blind	Multiple heard	<b>0.328±0.005</b>	<b>0.425±0.001</b>	<b>0.703±0.004</b>	<b>15.2±0.1</b>	<b>99.9±0.1</b>	<b>0.141±0.001</b>	<b>0.37±0.01</b>	<b>200.1±0.9</b>
SoundSpaces	Blind	Multiple heard	0.334±0.003	0.425±0.001	0.725±0.005	15.3±0.1	99.5±0.1	0.143±0.001	0.32±0.01	183.5±0.8
FSAAVN	Blind	Multiple unheard	<b>0.141±0.001</b>	<b>0.229±0.001</b>	<b>0.294±0.004</b>	<b>6.3±0.2</b>	<b>290.8±0.3</b>	<b>0.060±0.001</b>	<b>2.43±0.03</b>	<b>1450.6±7.6</b>
SoundSpaces	Blind	Multiple unheard	0.142±0.001	0.229±0.001	0.331±0.005	6.7±0.0	276.6±0.1	0.062±0.001	2.35±0.01	350.6±1.7
ViT-V	Depth	Telephone	0.521±0.003	0.584±0.001	0.871±0.002	17.5±0.1	69.1±1.8	0.265±0.004	0.12±0.02	70.0±0.8
Capsule-V	Depth	Telephone	0.467±0.002	0.539±0.002	0.835±0.002	17.3±0.1	75.8±1.9	0.218±0.003	0.14±0.01	130.1±0.6
Capsule	Depth	Telephone	0.426±0.001	0.503±0.003	0.810±0.003	17.0±0.1	82.7±2.1	0.203±0.004	0.16±0.01	240.1±1.2
ViTScratch-V	Depth	Telephone	0.293±0.001	0.375±0.005	0.700±0.005	15.3±0.1	123.0±2.3	0.122±0.005	0.42±0.03	530.1±2.4
ViT-V	Depth	Multiple heard	0.329±0.001	0.415±0.001	0.713±0.001	15.3±0.1	97.4±0.8	0.152±0.002	0.35±0.01	210.1±1.2
Capsule-V	Depth	Multiple heard	0.320±0.001	0.413±0.001	0.695±0.001	15.0±0.1	105.5±0.8	0.144±0.002	0.40±0.01	379.1±1.9
Capsule	Depth	Multiple heard	0.262±0.002	0.372±0.001	0.580±0.011	13.1±0.2	106.9±0.9	0.114±0.001	0.95±0.01	382.2±1.9
ViTScratch-V	Depth	Multiple heard	0.220±0.001	0.321±0.002	0.529±0.021	12.6±0.2	125.2±2.0	0.097±0.001	0.98±0.01	640.3±3.4
Capsule	Depth	Multiple unheard	0.154±0.001	0.278±0.003	0.330±0.004	7.7±0.1	208.0±1.6	0.068±0.001	2.41±0.01	1000.6±5.0
ViT-V	Depth	Multiple unheard	0.138±0.001	0.233±0.004	0.304±0.001	6.5±0.1	273.4±1.2	0.064±0.001	2.42±0.01	1050.8±5.1
Capsule-V	Depth	Multiple unheard	0.133±0.001	0.207±0.002	0.296±0.002	6.0±0.1	277.3±1.0	0.059±0.001	2.46±0.01	1140.6±5.9
ViTScratch-V	Depth	Multiple unheard	0.089±0.001	0.199±0.001	0.189±0.003	4.4±0.1	310.6±1.1	0.040±0.003	3.30±0.01	2230.6±10.5
Capsule-V-EM	Depth	Telephone	0.527±0.002	0.602±0.003	0.852±0.003	17.5±0.1	64.3±0.3	0.273±0.001	0.12±0.01	110.1±0.6
ViT-V-EMul	Depth	Telephone	0.481±0.002	0.551±0.001	0.843±0.003	17.2±0.1	67.3±0.4	0.269±0.001	0.15±0.01	150.0±0.7
Capsule-V-EMul	Depth	Telephone	0.475±0.003	0.540±0.001	0.837±0.005	17.0±0.1	71.7±0.4	0.240±0.005	0.17±0.01	220.0±1.1
ViT	Depth	Telephone	0.449±0.005	0.520±0.005	0.815±0.003	16.5±0.1	77.1±0.5	0.222±0.004	0.22±0.03	260.1±1.3
ViT-V-EM	Depth	Telephone	0.421±0.004	0.517±0.004	0.766±0.002	16.3±0.1	82.7±0.7	0.208±0.004	0.30±0.02	390.1±1.9
ViTScratch	Depth	Telephone	0.162±0.005	0.277±0.005	0.423±0.004	9.5±0.2	129.0±2.0	0.070±0.003	1.39±0.05	920.4±4.7



Table 6: Quantitative comparison of different algorithms on Matterport3D. Results are averaged over 5 test runs.

Method	Vision	Audio	SPLIT (↑)	SSPLIT (↑)	SRT (↑)	$R_{mean}$ (↑)	NAT (↓)	SNAT (↑)	DTGT (↓)	NDTGT (↓)
FSAVN	Depth	Telephone	<b>0.520±0.002</b>	<b>0.585±0.002</b>	<b>0.832±0.002</b>	<b>31.3±0.1</b>	<b>112.1±1.1</b>	<b>0.308±0.001</b>	<b>2.24±0.02</b>	<b>20.1±0.1</b>
SoundSpaces-EM	Depth	Telephone	0.481±0.001	0.543±0.002	0.817±0.001	30.7±0.1	119.8±1.2	0.288±0.002	2.56±0.04	120.1±0.6
SoundSpaces-EMul	Depth	Telephone	0.457±0.001	0.523±0.001	0.801±0.001	30.3±0.1	122.8±1.3	0.276±0.001	3.02±0.02	220.1±1.1
SoundSpaces	Depth	Telephone	0.454±0.001	0.511±0.002	0.797±0.001	30.0±0.1	126.4±1.1	0.270±0.001	3.92±0.03	300.1±1.5
CMHM	Depth	Telephone	0.114±0.001	0.125±0.001	0.606±0.001	20.1±0.1	298.4±1.2	0.076±0.002	8.20±0.04	1100.4±5.0
AV-WaN	Depth	Telephone	0.111±0.001	0.114±0.002	0.409±0.001	16.9±0.1	333.6±1.5	0.047±0.001	10.53±0.04	1440.6±7.2
FSAVN	Depth	Multiple heard	<b>0.438±0.001</b>	<b>0.496±0.003</b>	<b>0.844±0.002</b>	<b>31.0±0.1</b>	<b>123.3±1.1</b>	<b>0.268±0.001</b>	<b>2.23±0.01</b>	<b>100.1±0.5</b>
SoundSpaces-EM	Depth	Multiple heard	0.435±0.001	0.492±0.002	0.832±0.001	30.6±0.1	126.1±1.2	0.254±0.002	2.35±0.02	140.1±0.7
SoundSpaces-EMul	Depth	Multiple heard	0.433±0.001	0.481±0.002	0.821±0.001	30.2±0.1	137.0±0.3	0.235±0.001	2.90±0.05	240.1±1.2
SoundSpaces	Depth	Multiple heard	0.431±0.001	0.475±0.002	0.818±0.001	29.6±0.1	144.5±0.8	0.223±0.002	3.17±0.01	650.1±3.2
CMHM	Depth	Multiple heard	0.086±0.002	0.099±0.001	0.528±0.002	17.4±0.2	323.6±1.8	0.056±0.001	9.80±0.03	1360.5±6.8
AV-WaN	Depth	Multiple heard	0.012±0.001	0.034±0.001	0.093±0.001	3.0±0.1	439.9±1.2	0.009±0.001	18.76±0.03	2901.1±15.3
FSAVN	Depth	Multiple unheard	<b>0.207±0.002</b>	<b>0.299±0.001</b>	<b>0.391±0.015</b>	<b>18.8±0.1</b>	<b>287.8±0.2</b>	<b>0.113±0.001</b>	<b>7.91±0.02</b>	<b>200.5±1.2</b>
SoundSpaces-EM	Depth	Multiple unheard	0.183±0.001	0.266±0.001	0.375±0.001	18.6±0.1	291.7±0.7	0.108±0.001	8.16±0.02	400.5±2.2
SoundSpaces-EMul	Depth	Multiple unheard	0.182±0.001	0.258±0.001	0.355±0.001	17.7±0.1	297.8±0.7	0.104±0.001	8.23±0.03	440.7±2.9
SoundSpaces	Depth	Multiple unheard	0.180±0.001	0.254±0.002	0.350±0.001	17.3±0.1	313.6±0.8	0.097±0.001	8.56±0.02	1300.5±6.8
CMHM	Depth	Multiple unheard	0.052±0.002	0.085±0.002	0.267±0.002	11.3±0.2	317.1±0.9	0.034±0.002	13.68±0.15	1461.1±7.0
AV-WaN	Depth	Multiple unheard	0.010±0.002	0.043±0.003	0.057±0.002	4.0±0.1	385.0±0.8	0.007±0.001	18.06±0.49	2600.4±10.0
FSAVN	RGBD	Telephone	<b>0.454±0.003</b>	<b>0.510±0.001</b>	<b>0.834±0.004</b>	<b>30.9±0.1</b>	<b>120.1±0.7</b>	<b>0.281±0.005</b>	<b>2.45±0.02</b>	<b>40.1±0.2</b>
SoundSpaces	RGBD	Telephone	0.435±0.005	0.502±0.002	0.798±0.002	30.6±0.1	129.5±1.0	0.240±0.003	2.51±0.01	280.1±1.2
FSAVN	RGBD	Multiple heard	<b>0.440±0.004</b>	<b>0.492±0.005</b>	<b>0.827±0.003</b>	<b>30.3±0.1</b>	<b>125.0±0.9</b>	<b>0.275±0.004</b>	<b>2.70±0.04</b>	<b>215.1±1.1</b>
SoundSpaces	RGBD	Multiple heard	0.412±0.003	0.469±0.004	0.809±0.005	30.0±0.1	135.6±0.7	0.243±0.003	2.80±0.05	220.1±1.1
FSAVN	RGBD	Multiple unheard	<b>0.191±0.001</b>	<b>0.281±0.001</b>	<b>0.373±0.001</b>	<b>18.8±0.1</b>	<b>306.0±0.1</b>	<b>0.119±0.001</b>	<b>7.78±0.03</b>	<b>1600.5±8.8</b>
SoundSpaces	RGBD	Multiple unheard	0.186±0.001	0.277±0.001	0.369±0.001	18.5±0.1	314.5±0.2	0.108±0.001	7.94±0.04	2400.5±12.9
FSAVN	RGB	Telephone	<b>0.449±0.002</b>	<b>0.505±0.003</b>	<b>0.820±0.002</b>	<b>30.5±0.1</b>	<b>143.0±0.3</b>	<b>0.212±0.001</b>	<b>2.57±0.01</b>	<b>60.1±0.4</b>
SoundSpaces	RGB	Telephone	0.397±0.003	0.451±0.003	0.815±0.001	30.2±0.1	150.6±0.1	0.195±0.001	2.58±0.01	80.1±0.7
FSAVN	RGB	Multiple heard	<b>0.393±0.003</b>	<b>0.453±0.002</b>	<b>0.781±0.001</b>	<b>29.6±0.1</b>	<b>158.3±0.2</b>	<b>0.189±0.004</b>	<b>3.12±0.02</b>	<b>300.1±1.5</b>
SoundSpaces	RGB	Multiple heard	0.371±0.002	0.429±0.004	0.772±0.002	28.9±0.1	166.5±0.3	0.180±0.003	3.57±0.03	340.1±1.7
FSAVN	RGB	Multiple unheard	<b>0.196±0.001</b>	<b>0.270±0.001</b>	<b>0.417±0.002</b>	<b>18.4±0.2</b>	<b>299.1±0.6</b>	<b>0.099±0.003</b>	<b>8.60±0.05</b>	<b>740.5±2.3</b>
SoundSpaces	RGB	Multiple unheard	0.193±0.001	0.269±0.001	0.375±0.004	17.2±0.1	327.8±0.4	0.093±0.002	8.93±0.04	1000.5±5.6
FSAVN	Blind	Telephone	0.369±0.001	0.424±0.003	0.787±0.001	29.5±0.1	171.1±0.5	0.158±0.004	3.04±0.01	340.1±1.7
SoundSpaces	Blind	Telephone	0.385±0.002	0.443±0.004	0.790±0.001	29.7±0.1	167.4±1.1	0.167±0.004	2.94±0.01	40.1±0.4
FSAVN	Blind	Multiple heard	0.339±0.002	0.387±0.001	0.766±0.006	28.6±0.2	179.8±5.0	0.158±0.005	3.42±0.02	220.2±1.3
SoundSpaces	Blind	Multiple heard	0.319±0.001	0.372±0.001	0.724±0.001	27.5±0.1	195.1±2.5	0.133±0.003	4.09±0.03	240.2±1.5
FSAVN	Blind	Multiple unheard	0.162±0.001	0.241±0.002	0.356±0.001	17.0±0.1	314.8±1.3	0.069±0.001	9.47±0.05	1020.5±5.8
SoundSpaces	Blind	Multiple unheard	0.163±0.001	0.257±0.001	0.370±0.001	17.6±0.1	295.4±1.1	0.074±0.001	8.70±0.05	800.5±4.9
ViT-V	Depth	Telephone	0.412±0.002	0.465±0.004	0.797±0.003	29.5±0.1	148.1±1.0	0.207±0.001	3.08±0.10	40.1±0.3
ViTScratch-V	Depth	Telephone	0.325±0.003	0.388±0.001	0.762±0.002	29.0±0.1	182.2±1.1	0.142±0.001	3.32±0.10	80.1±0.7
Capsule	Depth	Telephone	0.317±0.002	0.382±0.001	0.742±0.004	28.6±0.1	185.5±1.1	0.136±0.001	3.59±0.10	260.1±1.2
ViTScratch-V	Depth	Multiple heard	0.265±0.005	0.312±0.005	0.691±0.004	26.2±0.2	161.0±0.4	0.120±0.005	4.80±0.14	320.3±1.6
Capsule	Depth	Multiple heard	0.246±0.003	0.302±0.004	0.623±0.003	24.3±0.4	205.5±2.7	0.099±0.004	5.81±0.27	880.2±4.9
ViT-V	Depth	Multiple heard	0.012±0.002	0.188±0.003	0.027±0.003	12.6±0.2	221.0±6.5	0.006±0.001	11.58±0.18	2180.8±11.2
Capsule	Depth	Multiple unheard	0.178±0.001	0.255±0.001	0.445±0.001	19.1±0.1	134.0±3.8	0.076±0.001	8.72±0.15	980.8±6.8
ViTScratch-V	Depth	Multiple unheard	0.167±0.001	0.232±0.002	0.422±0.001	18.0±0.1	270.5±2.9	0.069±0.001	9.05±0.12	1160.5±3.2
ViT-V	Depth	Multiple unheard	0.013±0.001	0.170±0.002	0.020±0.001	10.3±0.1	296.6±4.0	0.005±0.002	14.17±0.25	1420.5±6.8
ViT-V-EM	Depth	Telephone	0.400±0.003	0.456±0.004	0.806±0.001	30.1±0.1	153.9±1.0	0.203±0.003	2.66±0.10	40.1±0.1
Capsule-V	Depth	Telephone	0.380±0.005	0.429±0.003	0.803±0.001	29.7±0.1	156.1±1.0	0.185±0.005	2.91±0.10	100.1±0.5
ViT	Depth	Telephone	0.370±0.002	0.419±0.003	0.797±0.001	29.3±0.1	167.4±1.1	0.171±0.003	3.05±0.14	180.1±0.9
Caps-V-EMul	Depth	Telephone	0.333±0.003	0.391±0.005	0.758±0.004	28.5±0.4	190.2±1.3	0.135±0.003	3.32±0.13	860.1±4.4
ViT-V-EMul	Depth	Telephone	0.217±0.002	0.264±0.001	0.643±0.005	24.1±0.6	221.9±1.0	0.099±0.005	6.07±0.34	340.3±1.9
ViTScratch	Depth	Telephone	0.019±0.001	0.094±0.001	0.065±0.005	11.4±0.5	225.8±1.1	0.008±0.001	12.30±0.46	1681.0±8.9

## B.4 Visualization of weight data for each channel of each layer of the visual encoder

Here, we present a visualization of the weight data for each channel of each layer of the **FSAAVN visual encoder**. Fig.10 is a visualization of the weight for layer 6 of the FSAAVN visual encoder with 64 channels. Fig.11 is a visualization of the weight for layer 4 of the FSAAVN visual encoder with 32 channels. Fig.12 is a visualization of the weight for layer 2 of the FSAAVN visual encoder with 32 channels.

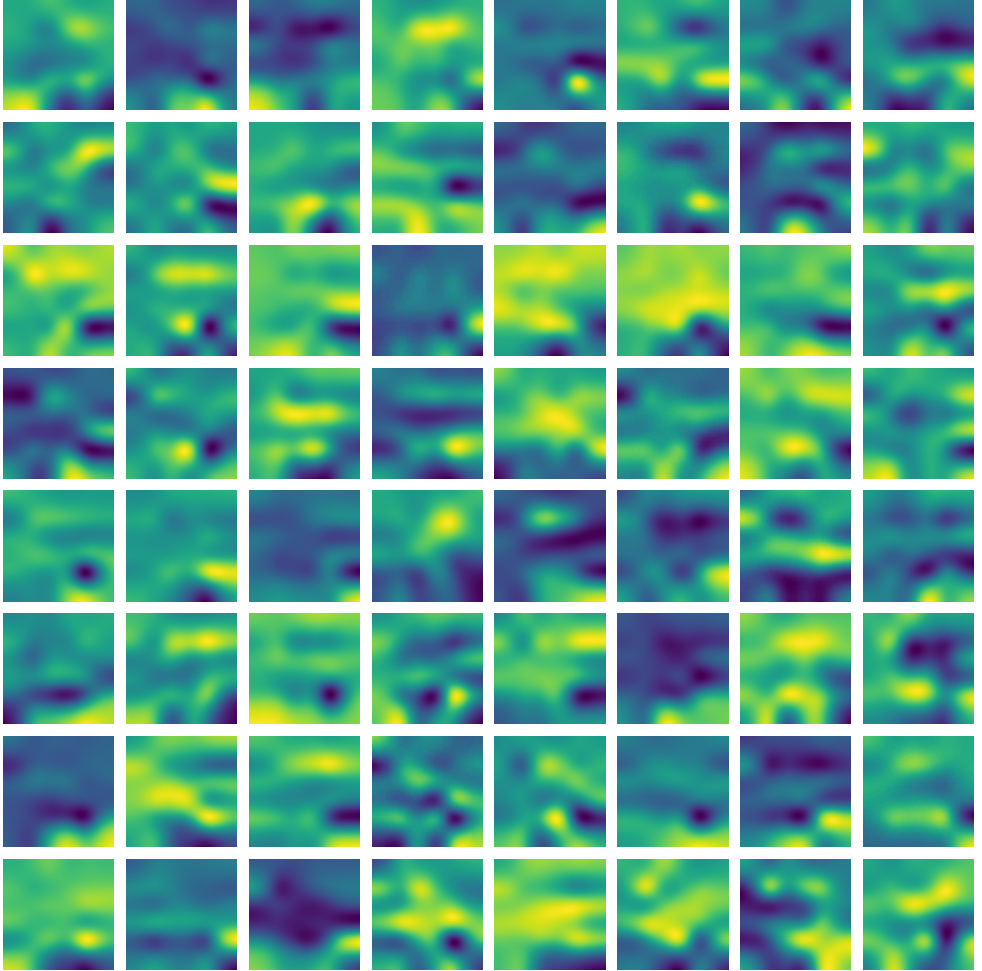


Figure 10: Visualize the weight for layer 6 of the FSAAVN visual encoder with 64 channels.




Figure 11: Visualize of the weight for layer 4 of the FSAAVN visual encoder with 32 channels.




Figure 12: Visualize of the weight for layer 2 of the FSAAVN visual encoder with 32 channels.

## B.5 Navigation trajectories of algorithms FSAAVN and SoundSpaces on different datasets under RGBD input.

A demonstration plot of the trajectories of the algorithms **FSAAVN** and **SoundSpaces** at steps 1, 9, 17, and 31 (rows). The visual inputs to the algorithm are RGB and depth images. The datasets are Replica and Matterport3D.



Figure 13: A demonstration plot of the trajectory of the algorithm FSAAVN at steps 1, 9, 17, and 31 (rows). The visual inputs to the algorithm FSAAVN are RGB and depth images. The SPLT of this episode tested is equal to 0.88, and the dataset of this episode is Replica.




Figure 14: A demonstration plot of the trajectory of the algorithm SoundSpaces at steps 1, 9, 17, and 31 (rows). The visual inputs to the algorithm SoundSpaces are RGB and depth images. The SPLT of this episode tested is equal to 0.70, and the dataset of this episode is Replica.




Figure 15: A demonstration plot of the trajectory of the algorithm FSAAVN at steps 1, 9, 17, and 31 (rows). The visual inputs to FSAAVN are RGB and depth images. The SPLT of this episode tested is equal to 0.89, and the dataset of this episode is Matterport3D.






Figure 16: A demonstration plot of the trajectory of the algorithm SoundSpaces at steps 1, 9, 17, and 31 (rows). The visual inputs to SoundSpaces are RGB and depth images. The SPLT of this episode tested is equal to 0.67, and the dataset of this episode is Matterport3D.

## B.6 Navigation trajectories of various algorithms on different datasets under depth input.

Demonstrations of the trajectory at steps 1, 9, 17, and 30 (rows) for algorithms **FSAAVN**, **SoundSpaces**, **SoundSpaces-EMul**, **SoundSpaces-EM**, **CMHM**, and **AV-WaN**. The visual input to these algorithms is a depth image. The datasets are Replica and Matterport3D, respectively.

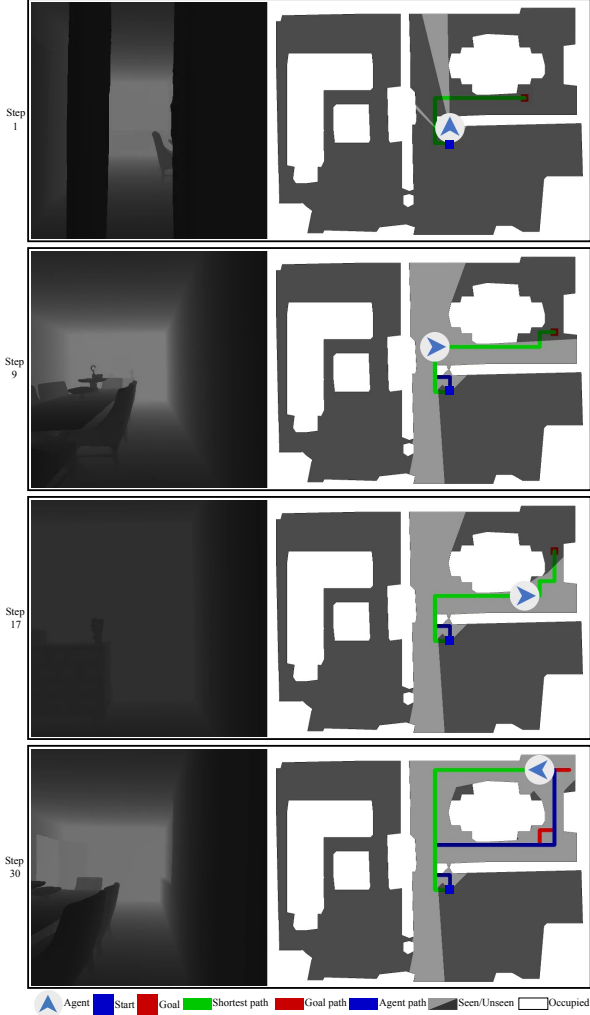


Figure 17: Demonstration diagram of the trajectory of the algorithm FSAAVN at steps 1, 9, 17, and 30 (rows). The visual input to the algorithm FSAAVN is depth images. The SPLT of this episode tested is equal to 0.89, and the data set of this episode is Replica.

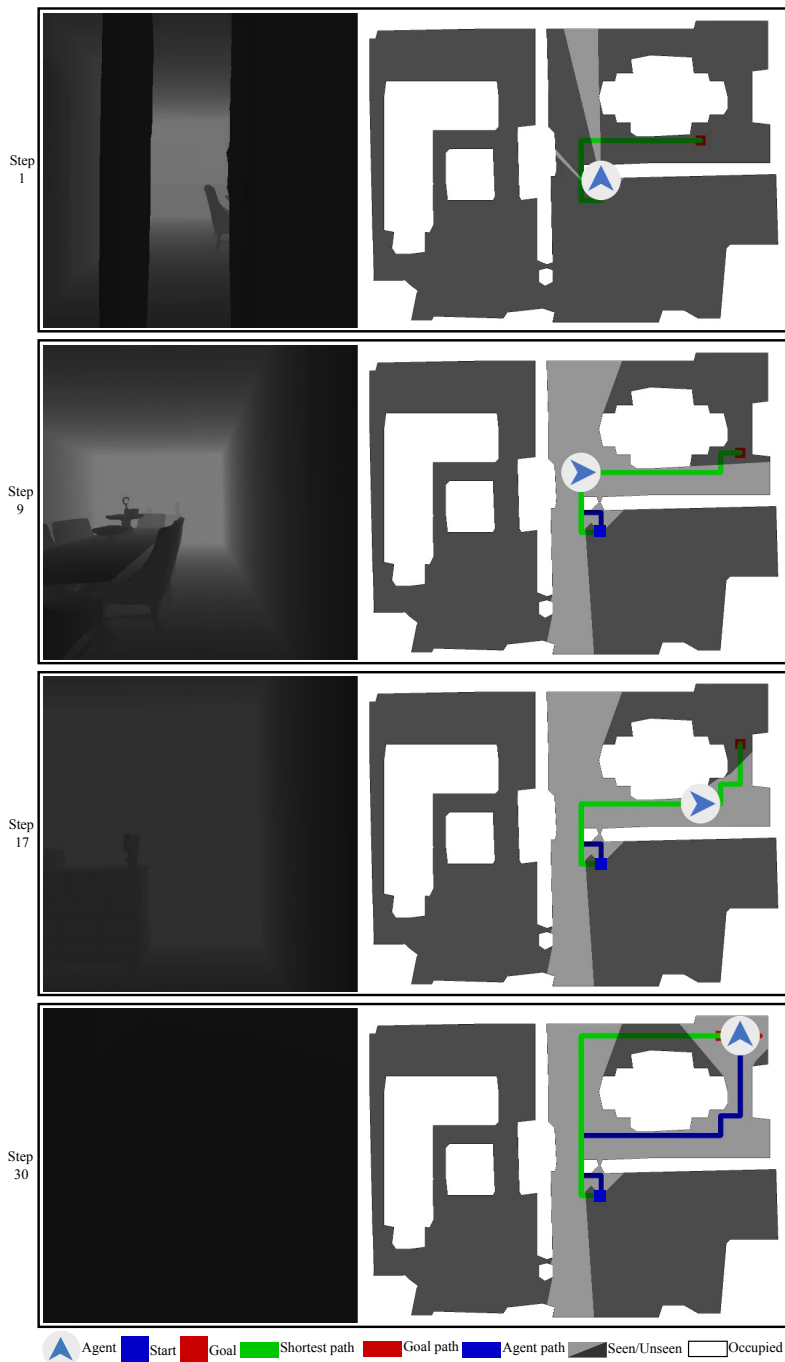


Figure 18: Demonstration diagram of the trajectory of the algorithm SoundSpaces at steps 1, 9, 17, and 30 (rows). The visual input to the algorithm SoundSpaces is depth images. The SPLT of this episode tested is equal to 0.79, and the data set of this episode is Replica.

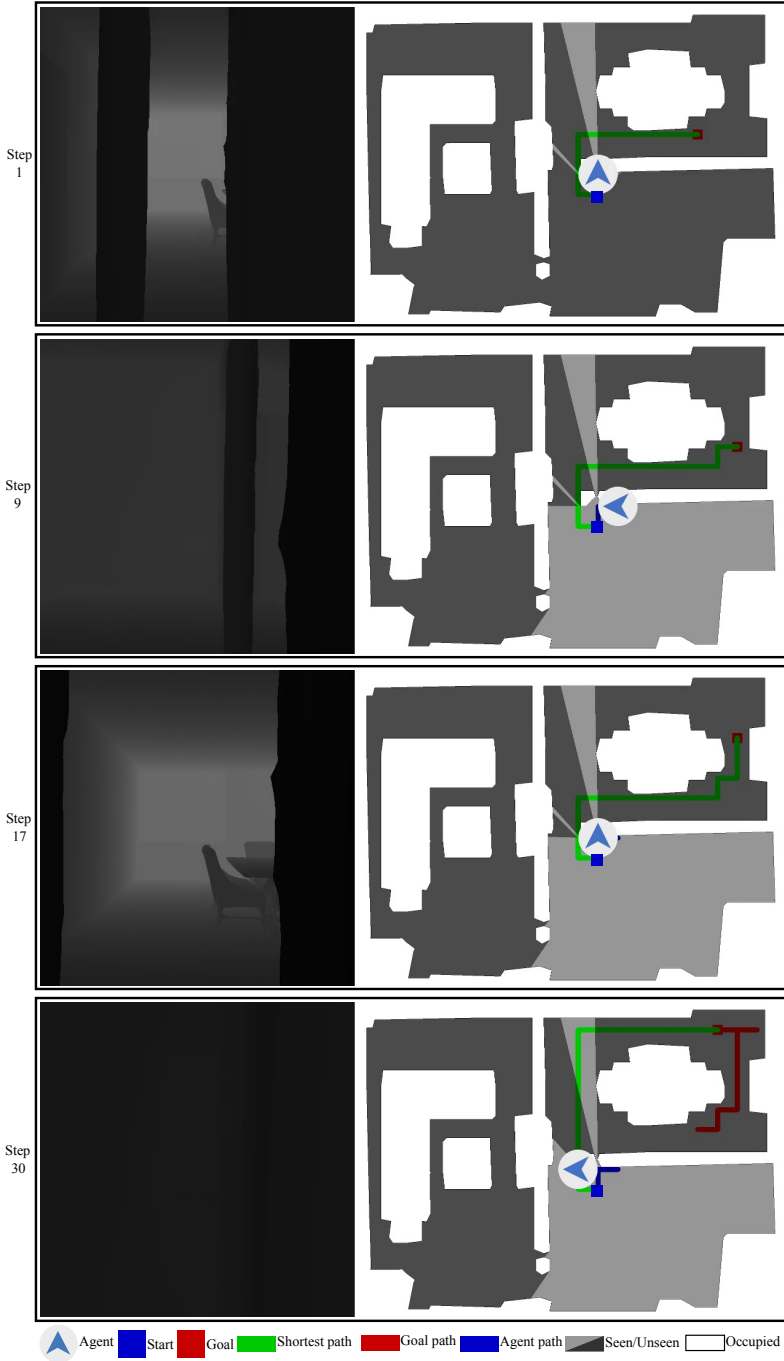


Figure 19: Demonstration diagram of the trajectory of the algorithm SoundSpaces-EMul at steps 1, 9, 17, and 30 (rows). The visual input to the algorithm SoundSpaces-EMul is depth images. The SPLT of this episode tested is equal to 0.68, and the data set of this episode is Replica.

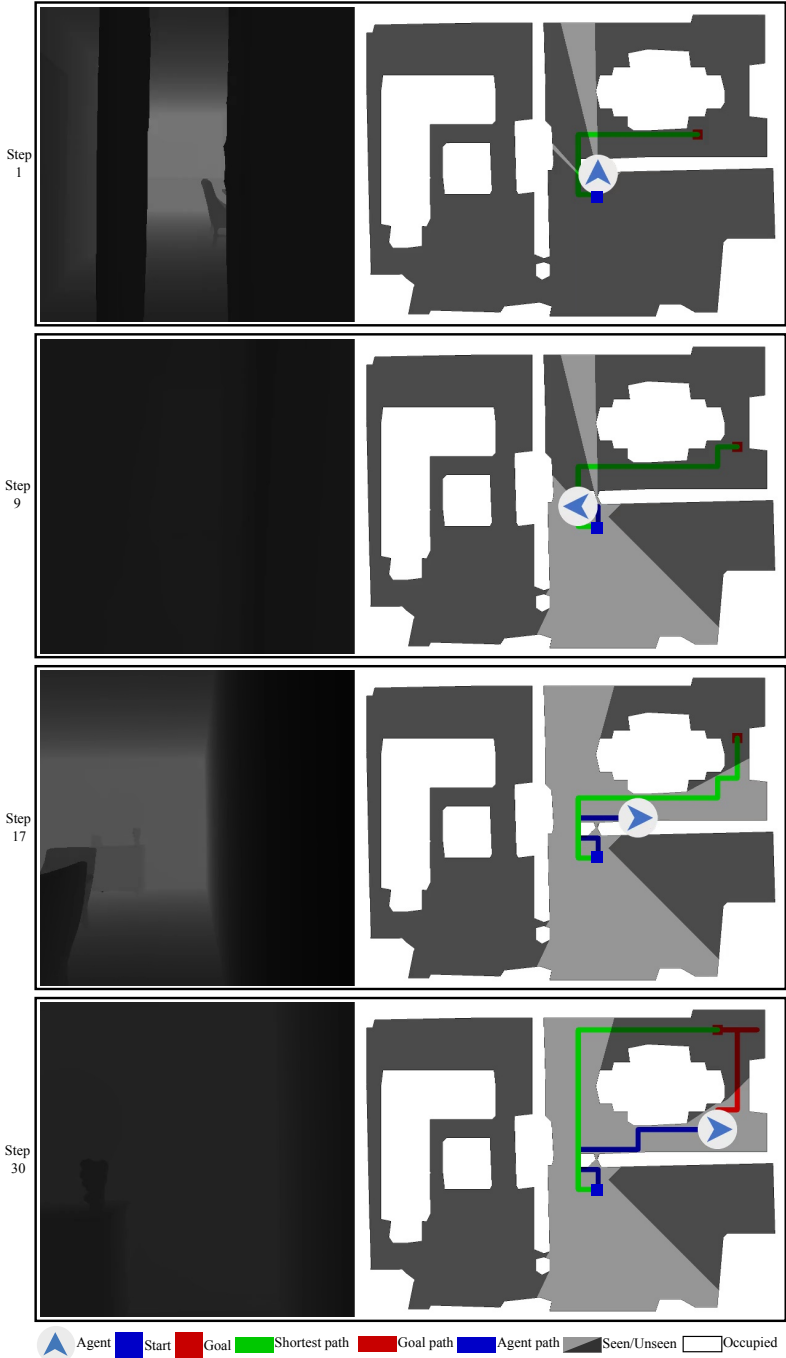


Figure 20: Demonstration diagram of the trajectory of the algorithm SoundSpaces-EM at steps 1, 9, 17, and 30 (rows). The visual input to the algorithm SoundSpaces-EM is depth images. The SPLT of this episode tested is equal to 0.62, and the data set of this episode is Replica.

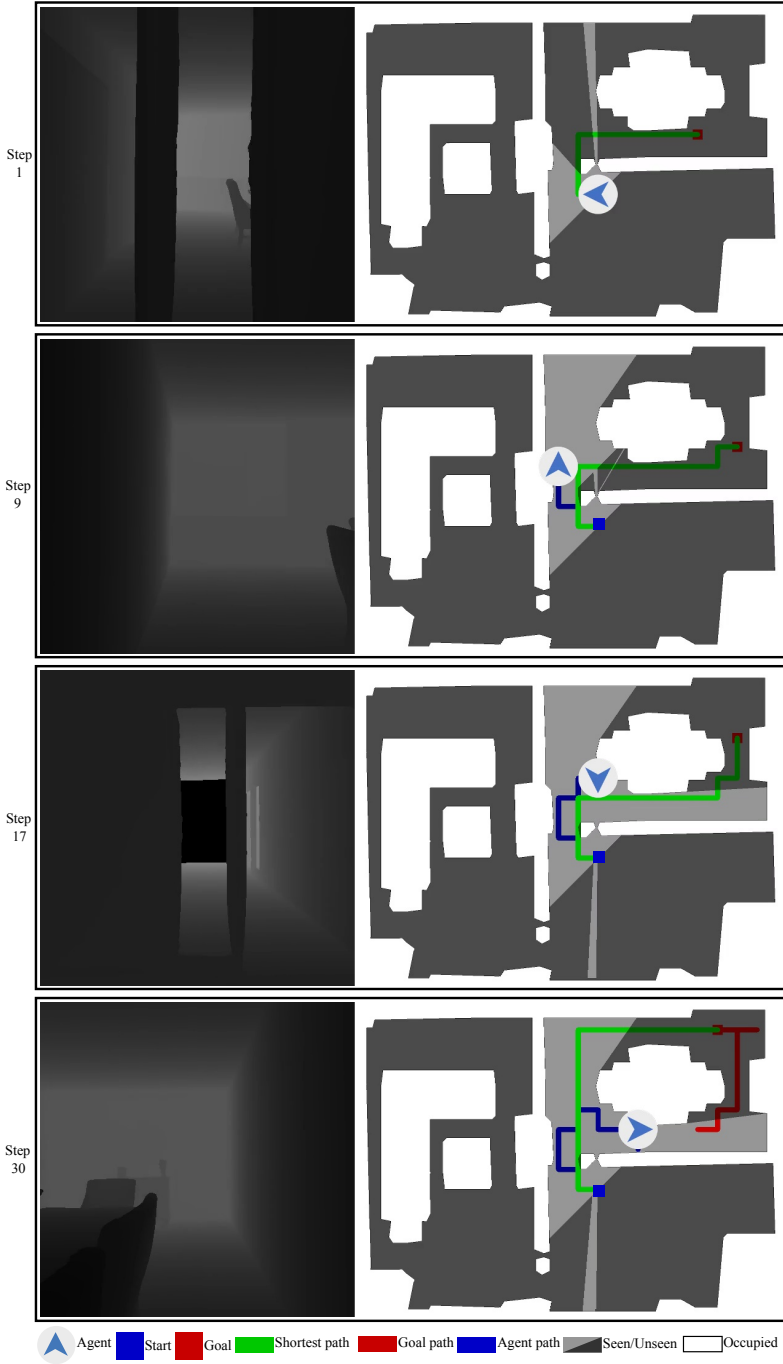


Figure 21: Demonstration diagram of the trajectory of the algorithm CMHM at steps 1, 9, 17, and 30 (rows). The visual input to the algorithm CMHM is depth images. The SPLT of this episode tested is equal to 0.29, and the data set of this episode is Replica.

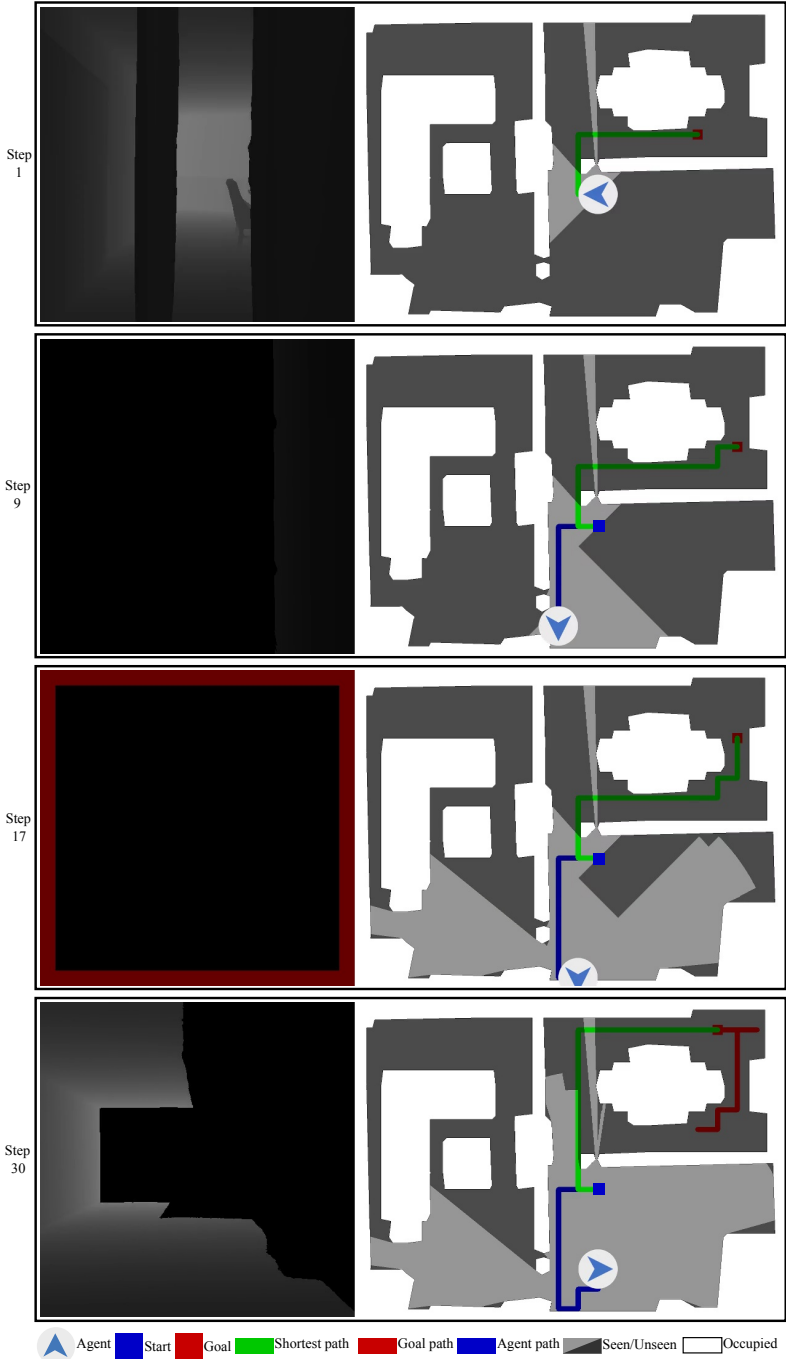


Figure 22: Demonstration diagram of the trajectory of the algorithm AV-WaN at steps 1, 9, 17, and 30 (rows). The visual input to the algorithm AV-WaN is depth images. The SPLT of this episode tested is equal to 0.17, and the data set of this episode is Replica.

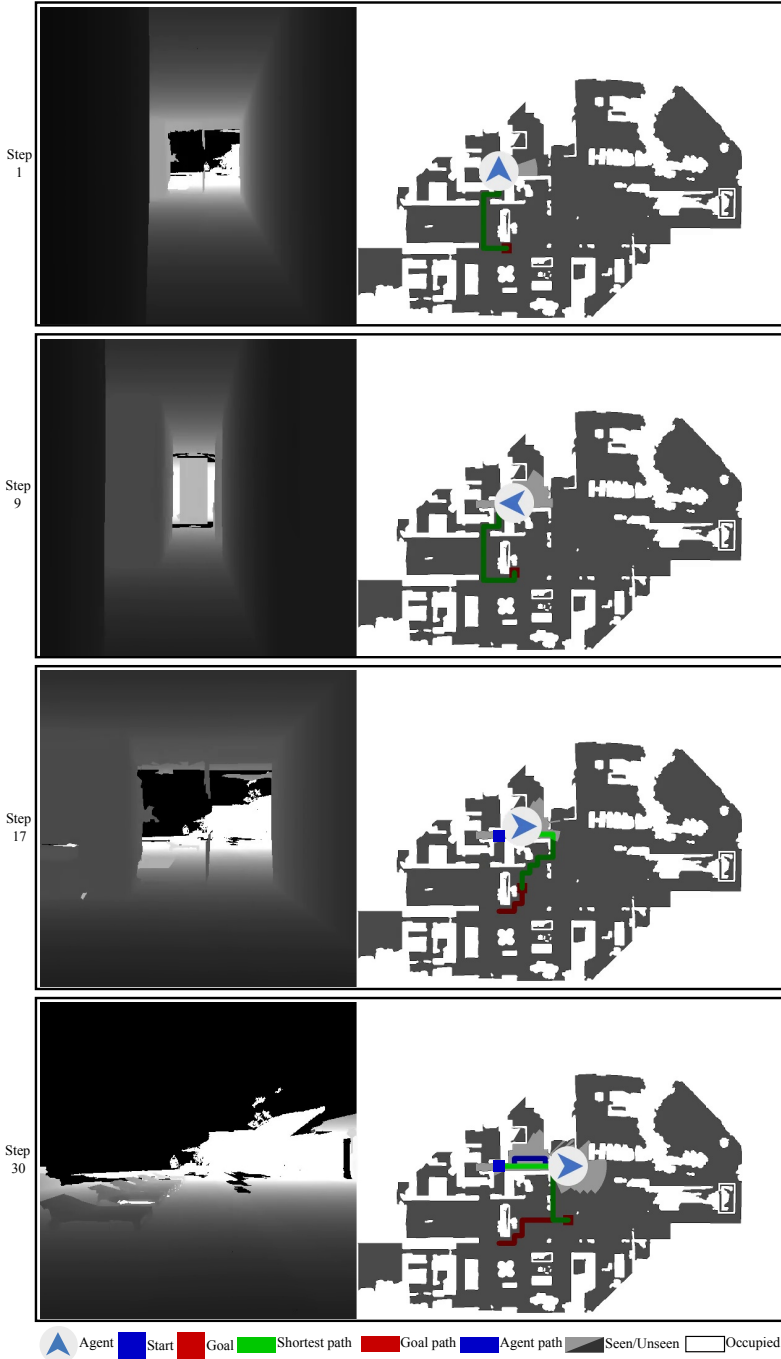


Figure 23: Demonstration diagram of the trajectory of the algorithm FSAAVN at steps 1, 9, 17, and 30 (rows). The visual input to the algorithm FSAAVN is depth images. The SPLT of this episode tested is equal to 0.90, and the data set of this episode is Matterport3D.



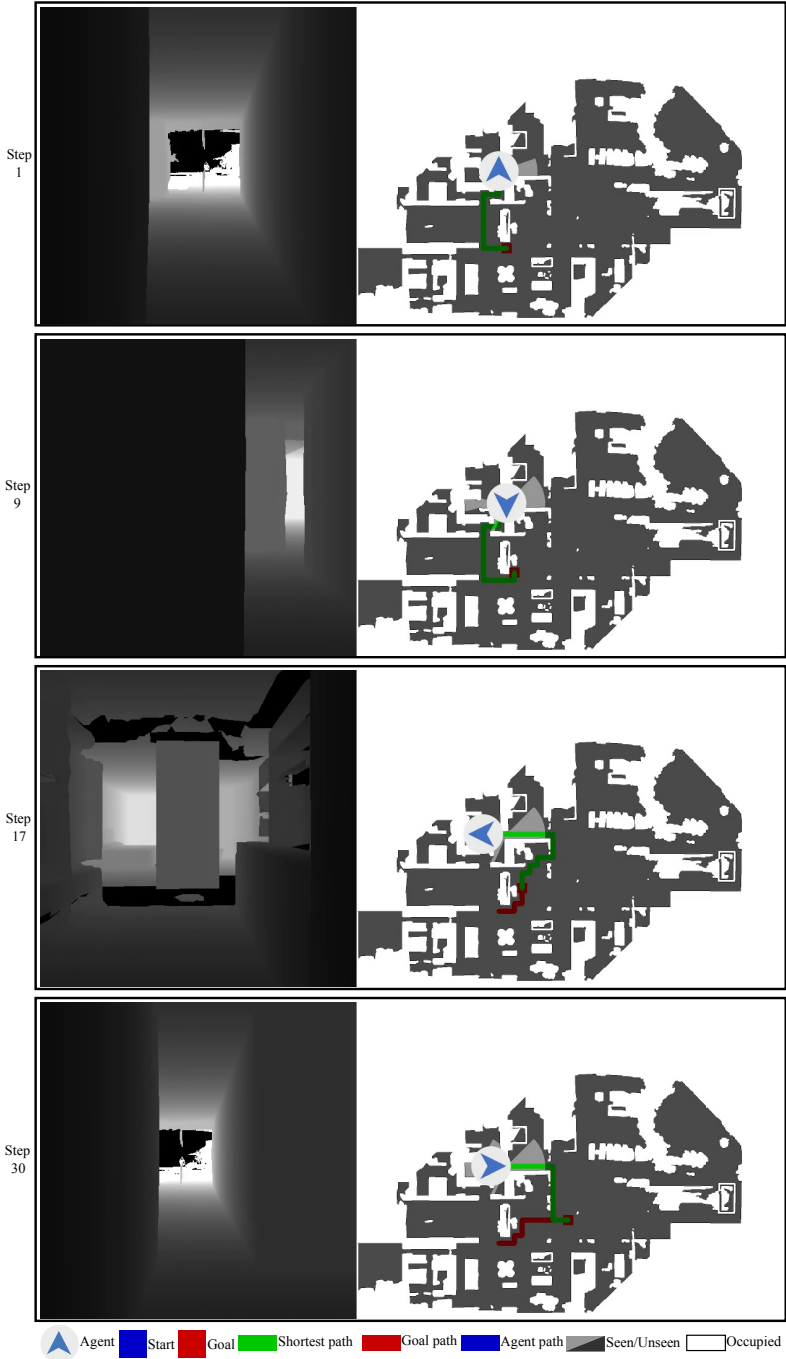


Figure 24: Demonstration diagram of the trajectory of the algorithm SoundSpaces at steps 1, 9, 17, and 30 (rows). The visual input to the algorithm SoundSpaces is depth images. The SPLT of this episode tested is equal to 0.66, and the data set of this episode is Matterport3D.




Figure 25: Demonstration diagram of the trajectory of the algorithm SoundSpaces-EMul at steps 1, 9, 17, and 30 (rows). The visual input to the algorithm SoundSpaces-EMul is depth images. The SPLT of this episode tested is equal to 0.76, and the data set of this episode is Matterport3D.

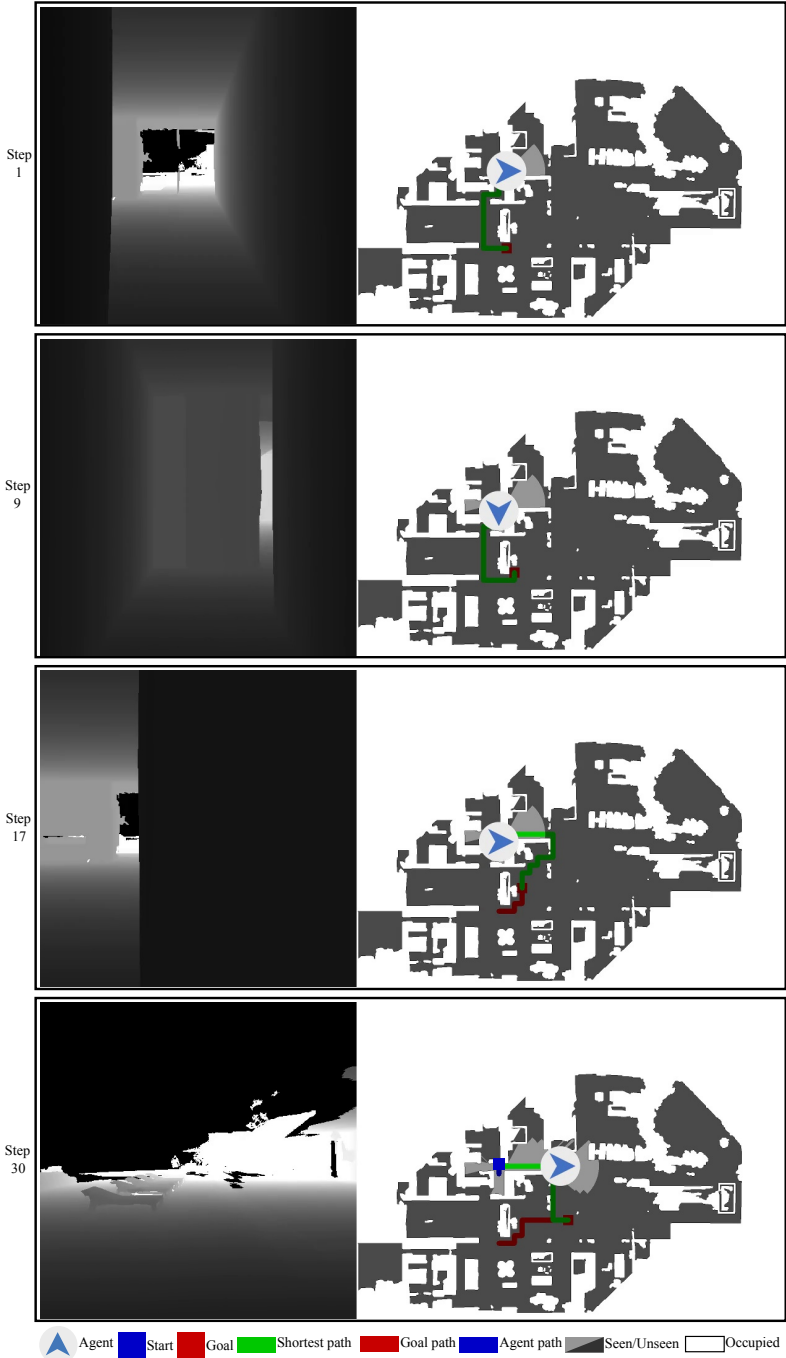


Figure 26: Demonstration diagram of the trajectory of the algorithm SoundSpaces-EM at steps 1, 9, 17, and 30 (rows). The visual input to the algorithm SoundSpaces-EM is depth images. The SPLT of this episode tested is equal to 0.82, and the data set of this episode is Matterport3D.

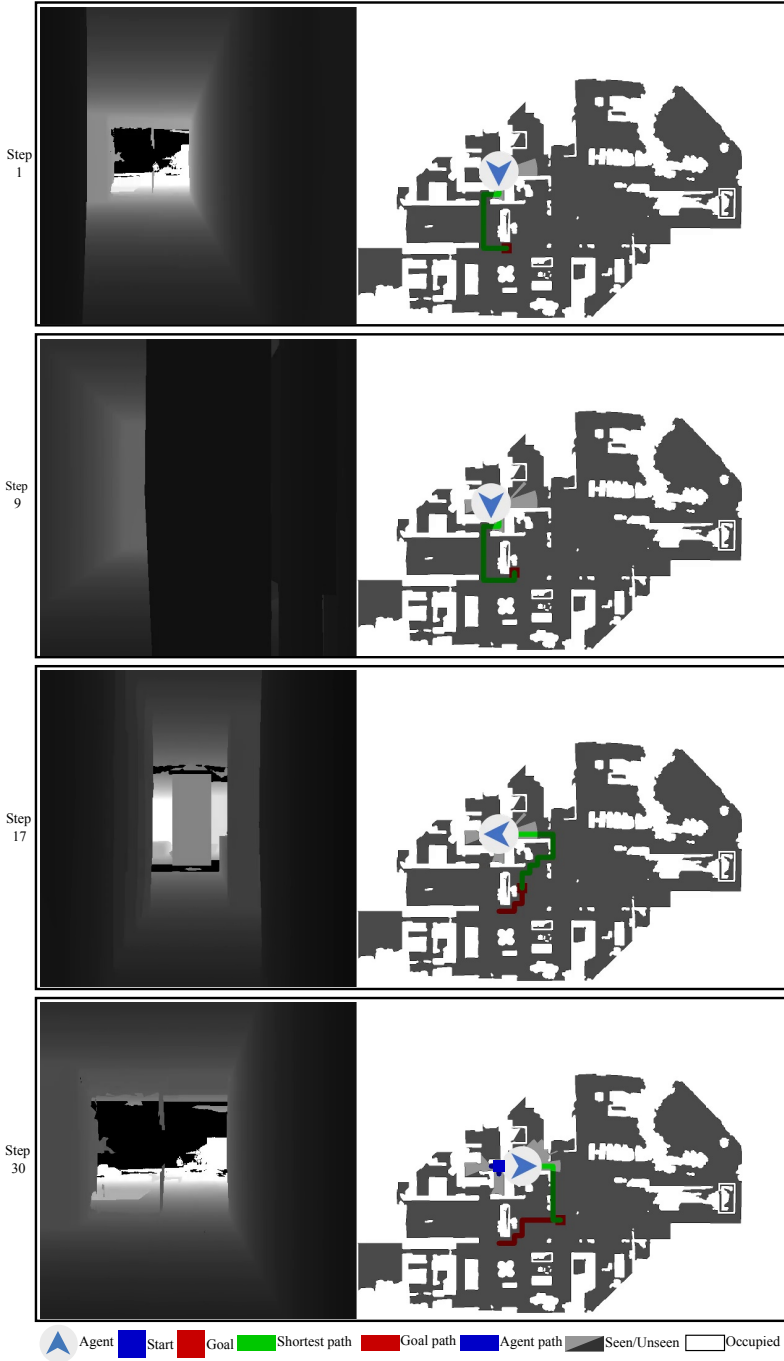


Figure 27: Demonstration diagram of the trajectory of the algorithm CMHM at steps 1, 9, 17, and 30 (rows). The visual input to the algorithm CMHM is depth images. The SPLT of this episode tested is equal to 0.56, and the data set of this episode is Matterport3D.

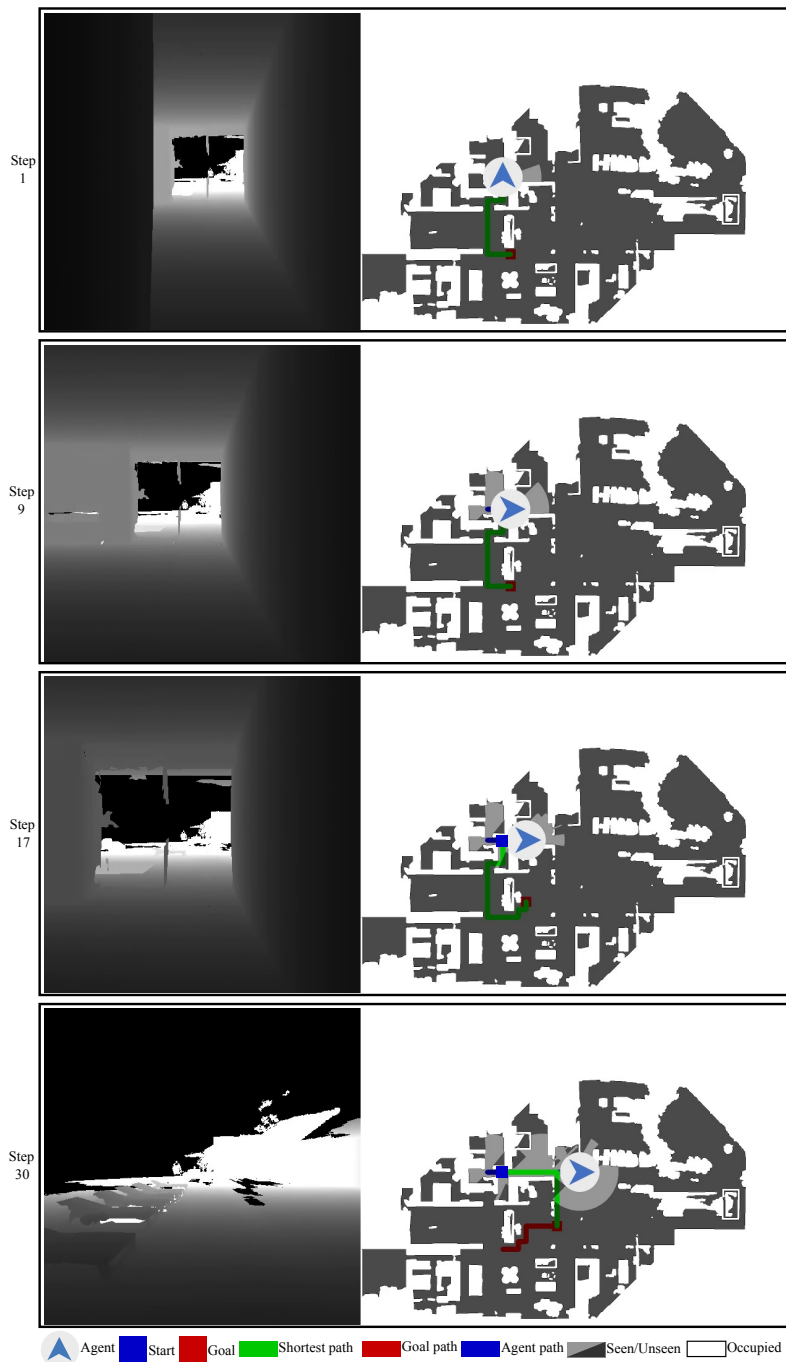


Figure 28: Demonstration diagram of the trajectory of the algorithm AV-WaN at steps 1, 9, 17, and 30 (rows). The visual input to the algorithm AV-WaN is depth images. The SPLT of this episode tested is equal to 0.34, and the data set of this episode is Matterport3D.

## C Video examples from datasets Replica and Matterport3D

The video examples of navigation trajectory in an episode can be found in the folder named **demo**. The use of the video is described in the file README.md in the root directory of the supplementary material. The file name of these video examples is listed in Table 7. Each MP4 file is named following the format of “**xx-yy-zz-splt0.mm.mp4**”, where **xx** represents the name of the datasets,  $\mathbf{xx} \in \{\mathbf{Replica}, \mathbf{Matterport3D}\}$ ; where **yy** represents the name of the vision,  $\mathbf{yy} \in \{\mathbf{Depth}, \mathbf{RGBD}\}$ ; where **zz** represents the name of the model,  $\mathbf{zz} \in \{\mathbf{SoundSpaces}, \mathbf{SoundSpaces-EMul}, \mathbf{SoundSpaces-EM}, \mathbf{FSAAVN}, \mathbf{CMHM}, \mathbf{AV-WaN}\}$ ; where **mm** represents the metric of the SPLT.

Table 7: Video examples.

Id	File name
1	Matterport3D-Depth-AV-WaN-splt0.34.mp4
2	Matterport3D-Depth-CMHM-splt0.56.mp4
3	Matterport3D-Depth-FSAAVN-splt0.90.mp4
4	Matterport3D-Depth-SoundSpaces-EM-splt0.82.mp4
5	Matterport3D-Depth-SoundSpaces-EMul-splt0.76.mp4
6	Matterport3D-Depth-SoundSpaces-splt0.66.mp4
7	Matterport3D-RGBD-FSAAVN-splt0.89.mp4
8	Matterport3D-RGBD-SoundSpaces-splt0.67.mp4
9	Replica-Depth-AV-WaN-splt0.17.mp4
10	Replica-Depth-CMHM-splt0.29.mp4
11	Replica-Depth-FSAAVN-splt0.89.mp4
12	Replica-Depth-SoundSpaces-EM-splt0.62.mp4
13	Replica-Depth-SoundSpaces-EMul-splt0.68.mp4
14	Replica-Depth-SoundSpaces-splt0.79.mp4
15	Replica-RGBD-FSAAVN-splt0.88.mp4
16	Replica-RGBD-SoundSpaces-splt0.70.mp4

## References

- [1] Peter Anderson, Angel X. Chang, Devendra Singh Chaplot, Alexey Dosovitskiy, Saurabh Gupta, Vladlen Koltun, Jana Kosecka, Jitendra Malik, Roozbeh Mottaghi, Manolis Savva, and Amir Roshan Zamir. On evaluation of embodied navigation agents. *CoRR*, abs/1807.06757, 2018. URL <http://arxiv.org/abs/1807.06757>.
- [2] Federico Boniardi, Abhinav Valada, Rohit Mohan, Tim Caselitz, and Wolfram Burgard. Robot localization in floor plans using a room layout edge extraction network. In *2019 IEEE/RSJ International Conference on Intelligent Robots and Systems, IROS 2019, Macau, SAR, China, November 3-8, 2019*, pages 5291–5297. IEEE, 2019. doi: 10.1109/IROS40897.2019.8967847. URL <https://doi.org/10.1109/IROS40897.2019.8967847>.
- [3] Angelo Cangelosi, Josh Bongard, Martin H Fischer, and Stefano Nolfi. Embodied intelligence. In *Springer Handbook of Computational Intelligence*, pages 697–714. Springer, 2015. URL [https://link.springer.com/chapter/10.1007/978-3-662-43505-2\\_37](https://link.springer.com/chapter/10.1007/978-3-662-43505-2_37).
- [4] Angel X. Chang, Angela Dai, Thomas A. Funkhouser, Maciej Halber, Matthias Nießner, Manolis Savva, Shuran Song, Andy Zeng, and Yinda Zhang. Matterport3d: Learning from RGB-D data in indoor environments. In *2017 International Conference on 3D Vision, 3DV 2017, Qingdao, China, October 10-12, 2017*, pages 667–676. IEEE Computer Society, 2017. doi: 10.1109/3DV.2017.00081. URL <https://doi.org/10.1109/3DV.2017.00081>.
- [5] Devendra Singh Chaplot, Dhiraj Gandhi, Saurabh Gupta, Abhinav Gupta, and Ruslan Salakhutdinov. Learning to explore using active neural SLAM. In *8th International Conference on Learning Representations, ICLR 2020, Addis Ababa, Ethiopia, April 26-30, 2020*. OpenReview.net, 2020. URL <https://openreview.net/forum?id=HklXn1BKDH>.
- [6] Devendra Singh Chaplot, Helen Jiang, Saurabh Gupta, and Abhinav Gupta. Semantic curiosity for active visual learning. In Andrea Vedaldi, Horst Bischof, Thomas Brox, and Jan-Michael Frahm, editors, *Computer Vision - ECCV 2020 - 16th European Conference, Glasgow, UK, August 23-28, 2020, Proceedings, Part VI*, volume 12351 of *Lecture Notes in Computer Science*, pages 309–326. Springer, 2020. doi: 10.1007/978-3-030-58539-6\_19. URL [https://doi.org/10.1007/978-3-030-58539-6\\_19](https://doi.org/10.1007/978-3-030-58539-6_19).
- [7] Changan Chen, Unnat Jain, Carl Schissler, Sebastia Vicenc Amengual Gari, Ziad Al-Halah, Vamsi Krishna Ithapu, Philip Robinson, and Kristen Grauman. Soundspaces: Audio-visual navigation in 3d environments. In Andrea Vedaldi, Horst Bischof, Thomas Brox, and Jan-Michael Frahm, editors, *Computer Vision - ECCV 2020 - 16th European Conference, Glasgow, UK, August 23-28, 2020, Proceedings, Part VI*, volume 12351 of *Lecture Notes in Computer Science*, pages 17–36. Springer, 2020. doi: 10.1007/978-3-030-58539-6\_2. URL [https://doi.org/10.1007/978-3-030-58539-6\\_2](https://doi.org/10.1007/978-3-030-58539-6_2).
- [8] Changan Chen, Ziad Al-Halah, and Kristen Grauman. Semantic audio-visual navigation. In *IEEE Conference on Computer Vision and Pattern Recognition, CVPR*



- 2021, *virtual*, June 19-25, 2021, pages 15516–15525. Computer Vision Foundation / IEEE, 2021. URL [https://openaccess.thecvf.com/content/CVPR2021/html/Chen\\_Semantic\\_Audio-Visual\\_Navigation\\_CVPR\\_2021\\_paper.html](https://openaccess.thecvf.com/content/CVPR2021/html/Chen_Semantic_Audio-Visual_Navigation_CVPR_2021_paper.html).
- [9] Changan Chen, Sagnik Majumder, Ziad Al-Halah, Ruohan Gao, Santhosh Kumar Ramakrishnan, and Kristen Grauman. Learning to set waypoints for audio-visual navigation. In *9th International Conference on Learning Representations, ICLR 2021, Virtual Event, Austria, May 3-7, 2021*. OpenReview.net, 2021. URL <https://openreview.net/forum?id=cR9lFAodFMe>.
- [10] Changan Chen, Wei Sun, David Harwath, and Kristen Grauman. Learning audio-visual dereverberation. *CoRR*, abs/2106.07732, 2021. URL <https://arxiv.org/abs/2106.07732>.
- [11] Changan Chen, Ruohan Gao, Paul Calamia, and Kristen Grauman. Visual acoustic matching. *CoRR*, abs/2202.06875, 2022. URL <https://arxiv.org/abs/2202.06875>.
- [12] Changan Chen, Carl Schissler, Sanchit Garg, Philip Kobernik, Alexander Clegg, Paul Calamia, Dhruv Batra, Philip W. Robinson, and Kristen Grauman. Soundspaces 2.0: A simulation platform for visual-acoustic learning. *CoRR*, abs/2206.08312, 2022. doi: 10.48550/arXiv.2206.08312. URL <https://doi.org/10.48550/arXiv.2206.08312>.
- [13] Kevin Chen, Juan Pablo de Vicente, Gabriel Sepulveda, Fei Xia, Alvaro Soto, Marynel Vázquez, and Silvio Savarese. A behavioral approach to visual navigation with graph localization networks. In Antonio Bicchi, Hadas Kress-Gazit, and Seth Hutchinson, editors, *Robotics: Science and Systems XV, University of Freiburg, Freiburg im Breisgau, Germany, June 22-26, 2019*, 2019. doi: 10.15607/RSS.2019.XV.010. URL <https://doi.org/10.15607/RSS.2019.XV.010>.
- [14] Tao Chen, Saurabh Gupta, and Abhinav Gupta. Learning exploration policies for navigation. In *7th International Conference on Learning Representations, ICLR 2019, New Orleans, LA, USA, May 6-9, 2019*. OpenReview.net, 2019. URL <https://openreview.net/forum?id=SyMWn05F7>.
- [15] Jesper Haahr Christensen, Sascha Hornauer, and Stella X. Yu. Batvision: Learning to see 3d spatial layout with two ears. In *2020 IEEE International Conference on Robotics and Automation, ICRA 2020, Paris, France, May 31 - August 31, 2020*, pages 1581–1587. IEEE, 2020. doi: 10.1109/ICRA40945.2020.9196934. URL <https://doi.org/10.1109/ICRA40945.2020.9196934>.
- [16] Victoria Dean, Shubham Tulsiani, and Abhinav Gupta. See, hear, explore: Curiosity via audio-visual association. In Hugo Larochelle, Marc’Aurelio Ranzato, Raia Hadsell, Maria-Florina Balcan, and Hsuan-Tien Lin, editors, *Advances in Neural Information Processing Systems 33: Annual Conference on Neural Information Processing Systems 2020, NeurIPS 2020, December 6-12, 2020, virtual*, 2020. URL <https://proceedings.neurips.cc/paper/2020/hash/ab6b331e94c28169d15cca0cb3bbc73e-Abstract.html>.

- [17] Alexey Dosovitskiy, Lucas Beyer, Alexander Kolesnikov, Dirk Weissenborn, Xiaohua Zhai, Thomas Unterthiner, Mostafa Dehghani, Matthias Minderer, Georg Heigold, Sylvain Gelly, Jakob Uszkoreit, and Neil Houlsby. An image is worth 16x16 words: Transformers for image recognition at scale. In *9th International Conference on Learning Representations, ICLR 2021, Virtual Event, Austria, May 3-7, 2021*. OpenReview.net, 2021. URL <https://openreview.net/forum?id=YicbFdNTTy>.
- [18] Ross Flom and Lorraine E Bahrck. The development of infant discrimination of affect in multimodal and unimodal stimulation: The role of intersensory redundancy. *Developmental psychology*, 43(1):238, 2007.
- [19] Madeleine Fortin, Patrice Voss, Catherine Lord, Maryse Lassonde, Jens Pruessner, Dave Saint-Amour, Constant Rainville, and Franco Lepore. Wayfinding in the blind: larger hippocampal volume and supranormal spatial navigation. *Brain*, 131(11):2995–3005, 2008.
- [20] Chuang Gan, Hang Zhao, Peihao Chen, David D. Cox, and Antonio Torralba. Self-supervised moving vehicle tracking with stereo sound. In *2019 IEEE/CVF International Conference on Computer Vision, ICCV 2019, Seoul, Korea (South), October 27 - November 2, 2019*, pages 7052–7061. IEEE, 2019. doi: 10.1109/ICCV.2019.00715. URL <https://doi.org/10.1109/ICCV.2019.00715>.
- [21] Chuang Gan, Deng Huang, Hang Zhao, Joshua B. Tenenbaum, and Antonio Torralba. Music gesture for visual sound separation. In *2020 IEEE/CVF Conference on Computer Vision and Pattern Recognition, CVPR 2020, Seattle, WA, USA, June 13-19, 2020*, pages 10475–10484. Computer Vision Foundation / IEEE, 2020. doi: 10.1109/CVPR42600.2020.01049. URL [https://openaccess.thecvf.com/content\\_CVPR\\_2020/html/Gan\\_Music\\_Gesture\\_for\\_Visual\\_Sound\\_Separation\\_CVPR\\_2020\\_paper.html](https://openaccess.thecvf.com/content_CVPR_2020/html/Gan_Music_Gesture_for_Visual_Sound_Separation_CVPR_2020_paper.html).
- [22] Chuang Gan, Yiwei Zhang, Jiajun Wu, Boqing Gong, and Joshua B. Tenenbaum. Look, listen, and act: Towards audio-visual embodied navigation. In *2020 IEEE International Conference on Robotics and Automation, ICRA 2020, Paris, France, May 31 - August 31, 2020*, pages 9701–9707. IEEE, 2020. doi: 10.1109/ICRA40945.2020.9197008. URL <https://doi.org/10.1109/ICRA40945.2020.9197008>.
- [23] Chuang Gan, Yi Gu, Siyuan Zhou, Jeremy Schwartz, Seth Alter, James Traer, Dan Gutfreund, Joshua B. Tenenbaum, Josh H. McDermott, and Antonio Torralba. Finding fallen objects via asynchronous audio-visual integration. *CoRR*, abs/2207.03483, 2022. doi: 10.48550/arXiv.2207.03483. URL <https://doi.org/10.48550/arXiv.2207.03483>.
- [24] Ruohan Gao, Changan Chen, Ziad Al-Halah, Carl Schissler, and Kristen Grauman. Visualechoes: Spatial image representation learning through echolocation. In Andrea Vedaldi, Horst Bischof, Thomas Brox, and Jan-Michael Frahm, editors, *Computer Vision - ECCV 2020 - 16th European Conference, Glasgow, UK, August 23-28, 2020, Proceedings, Part IX*, volume 12354 of *Lecture Notes in Computer Science*, pages 658–676. Springer, 2020. doi: 10.1007/978-3-030-58545-7\_38. URL [https://doi.org/10.1007/978-3-030-58545-7\\_38](https://doi.org/10.1007/978-3-030-58545-7_38).

- [25] Daniel Gordon, Aniruddha Kembhavi, Mohammad Rastegari, Joseph Redmon, Dieter Fox, and Ali Farhadi. IQA: visual question answering in interactive environments. In *2018 IEEE Conference on Computer Vision and Pattern Recognition, CVPR 2018, Salt Lake City, UT, USA, June 18-22, 2018*, pages 4089–4098. Computer Vision Foundation / IEEE Computer Society, 2018. doi: 10.1109/CVPR.2018.00430. URL [http://openaccess.thecvf.com/content\\_cvpr\\_2018/html/Gordon\\_IQA\\_Visual\\_Question\\_CVPR\\_2018\\_paper.html](http://openaccess.thecvf.com/content_cvpr_2018/html/Gordon_IQA_Visual_Question_CVPR_2018_paper.html).
- [26] Saurabh Gupta, James Davidson, Sergey Levine, Rahul Sukthankar, and Jitendra Malik. Cognitive mapping and planning for visual navigation. In *2017 IEEE Conference on Computer Vision and Pattern Recognition, CVPR 2017, Honolulu, HI, USA, July 21-26, 2017*, pages 7272–7281. IEEE Computer Society, 2017. doi: 10.1109/CVPR.2017.769. URL <https://doi.org/10.1109/CVPR.2017.769>.
- [27] Dinesh Jayaraman and Kristen Grauman. Learning to look around: Intelligently exploring unseen environments for unknown tasks. In *2018 IEEE Conference on Computer Vision and Pattern Recognition, CVPR 2018, Salt Lake City, UT, USA, June 18-22, 2018*, pages 1238–1247. Computer Vision Foundation / IEEE Computer Society, 2018. doi: 10.1109/CVPR.2018.00135. URL [http://openaccess.thecvf.com/content\\_cvpr\\_2018/html/Jayaraman\\_Learning\\_to\\_Look\\_CVPR\\_2018\\_paper.html](http://openaccess.thecvf.com/content_cvpr_2018/html/Jayaraman_Learning_to_Look_CVPR_2018_paper.html).
- [28] Péter Karkus, Shaojun Cai, and David Hsu. Differentiable slam-net: Learning particle SLAM for visual navigation. In *IEEE Conference on Computer Vision and Pattern Recognition, CVPR 2021, virtual, June 19-25, 2021*, pages 2815–2825. Computer Vision Foundation / IEEE, 2021. URL [https://openaccess.thecvf.com/content/CVPR2021/html/Karkus\\_Differentiable\\_SLAM-Net\\_Learning\\_Particle\\_SLAM\\_for\\_Visual\\_Navigation\\_CVPR\\_2021\\_paper.html](https://openaccess.thecvf.com/content/CVPR2021/html/Karkus_Differentiable_SLAM-Net_Learning_Particle_SLAM_for_Visual_Navigation_CVPR_2021_paper.html).
- [29] Martin Lohmann, Jordi Salvador, Aniruddha Kembhavi, and Roozbeh Mottaghi. Learning about objects by learning to interact with them. In Hugo Larochelle, Marc’Aurelio Ranzato, Raia Hadsell, Maria-Florina Balcan, and Hsuan-Tien Lin, editors, *Advances in Neural Information Processing Systems 33: Annual Conference on Neural Information Processing Systems 2020, NeurIPS 2020, December 6-12, 2020, virtual*, 2020. URL <https://proceedings.neurips.cc/paper/2020/hash/291597a100aadd814d197af4f4bab3a7-Abstract.html>.
- [30] Sagnik Majumder, Ziad Al-Halah, and Kristen Grauman. Move2hear: Active audio-visual source separation. In *2021 IEEE/CVF International Conference on Computer Vision, ICCV 2021, Montreal, QC, Canada, October 10-17, 2021*, pages 275–285. IEEE, 2021. doi: 10.1109/ICCV48922.2021.00034. URL <https://doi.org/10.1109/ICCV48922.2021.00034>.
- [31] Sagnik Majumder, Changan Chen, Ziad Al-Halah, and Kristen Grauman. Few-shot audio-visual learning of environment acoustics. *CoRR*, abs/2206.04006, 2022. doi: 10.48550/arXiv.2206.04006. URL <https://doi.org/10.48550/arXiv.2206.04006>.

- [32] Leland McInnes, John Healy, Nathaniel Saul, and Lukas Großberger. UMAP: uniform manifold approximation and projection. *J. Open Source Softw.*, 3(29):861, 2018. doi: 10.21105/joss.00861. URL <https://doi.org/10.21105/joss.00861>.
- [33] Piotr Mirowski, Razvan Pascanu, Fabio Viola, Hubert Soyer, Andy Ballard, Andrea Banino, Misha Denil, Ross Goroshin, Laurent Sifre, Koray Kavukcuoglu, Dharshan Kumaran, and Raia Hadsell. Learning to navigate in complex environments. In *5th International Conference on Learning Representations, ICLR 2017, Toulon, France, April 24-26, 2017, Conference Track Proceedings*. OpenReview.net, 2017. URL <https://openreview.net/forum?id=SJMGPrcle>.
- [34] Steven D. Morad, Roberto Mecca, Rudra P. K. Poudel, Stephan Liwicki, and Roberto Cipolla. Embodied visual navigation with automatic curriculum learning in real environments. *IEEE Robotics Autom. Lett.*, 6(2):683–690, 2021. doi: 10.1109/LRA.2020.3048662. URL <https://doi.org/10.1109/LRA.2020.3048662>.
- [35] Tushar Nagarajan and Kristen Grauman. Learning affordance landscapes for interaction exploration in 3d environments. In Hugo Larochelle, Marc’Aurelio Ranzato, Raia Hadsell, Maria-Florina Balcan, and Hsuan-Tien Lin, editors, *Advances in Neural Information Processing Systems 33: Annual Conference on Neural Information Processing Systems 2020, NeurIPS 2020, December 6-12, 2020, virtual*, 2020. URL <https://proceedings.neurips.cc/paper/2020/hash/15825aee15eb335cc13f9b559f166ee8-Abstract.html>.
- [36] Kranti Kumar Parida, Siddharth Srivastava, and Gaurav Sharma. Beyond image to depth: Improving depth prediction using echoes. In *IEEE Conference on Computer Vision and Pattern Recognition, CVPR 2021, virtual, June 19-25, 2021*, pages 8268–8277. Computer Vision Foundation / IEEE, 2021. URL [https://openaccess.thecvf.com/content/CVPR2021/html/Parida\\_Beyond\\_Image\\_to\\_Depth\\_Improving\\_Depth\\_Prediction\\_Using\\_Echoes\\_CVPR\\_2021\\_paper.html](https://openaccess.thecvf.com/content/CVPR2021/html/Parida_Beyond_Image_to_Depth_Improving_Depth_Prediction_Using_Echoes_CVPR_2021_paper.html).
- [37] Senthil Purushwalkam, Sebastia Vicenc Amengual Gari, Vamsi Krishna Ithapu, Carl Schissler, Philip Robinson, Abhinav Gupta, and Kristen Grauman. Audio-visual floor-plan reconstruction. In *2021 IEEE/CVF International Conference on Computer Vision, ICCV 2021, Montreal, QC, Canada, October 10-17, 2021*, pages 1163–1172. IEEE, 2021. doi: 10.1109/ICCV48922.2021.00122. URL <https://doi.org/10.1109/ICCV48922.2021.00122>.
- [38] Santhosh K. Ramakrishnan, Ziad Al-Halah, and Kristen Grauman. Occupancy anticipation for efficient exploration and navigation. In Andrea Vedaldi, Horst Bischof, Thomas Brox, and Jan-Michael Frahm, editors, *Computer Vision - ECCV 2020 - 16th European Conference, Glasgow, UK, August 23-28, 2020, Proceedings, Part V*, volume 12350 of *Lecture Notes in Computer Science*, pages 400–418. Springer, 2020. doi: 10.1007/978-3-030-58558-7\_24. URL [https://doi.org/10.1007/978-3-030-58558-7\\_24](https://doi.org/10.1007/978-3-030-58558-7_24).
- [39] Sara Sabour, Nicholas Frosst, and Geoffrey E. Hinton. Dynamic routing between capsules. In Isabelle Guyon, Ulrike von Luxburg, Samy Bengio, Hanna M. Wallach, Rob Fergus, S. V. N. Vishwanathan, and Roman Garnett, editors, *Advances*

- in *Neural Information Processing Systems 30: Annual Conference on Neural Information Processing Systems 2017, December 4-9, 2017, Long Beach, CA, USA*, pages 3856–3866, 2017. URL <https://proceedings.neurips.cc/paper/2017/hash/2cad8fa47bbef282badbb8de5374b894-Abstract.html>.
- [40] Manolis Savva, Jitendra Malik, Devi Parikh, Dhruv Batra, Abhishek Kadian, Oleksandr Maksymets, Yili Zhao, Erik Wijmans, Bhavana Jain, Julian Straub, Jia Liu, and Vladlen Koltun. Habitat: A platform for embodied AI research. In *2019 IEEE/CVF International Conference on Computer Vision, ICCV 2019, Seoul, Korea (South), October 27 - November 2, 2019*, pages 9338–9346. IEEE, 2019. doi: 10.1109/ICCV.2019.00943. URL <https://doi.org/10.1109/ICCV.2019.00943>.
- [41] John Schulman, Filip Wolski, Prafulla Dhariwal, Alec Radford, and Oleg Klimov. Proximal policy optimization algorithms. *CoRR*, abs/1707.06347, 2017. URL <http://arxiv.org/abs/1707.06347>.
- [42] Julian Straub, Thomas Whelan, Lingni Ma, Yufan Chen, Erik Wijmans, Simon Green, Jakob J. Engel, Raul Mur-Artal, Carl Ren, Shobhit Verma, Anton Clarkson, Mingfei Yan, Brian Budge, Yajie Yan, Xiaqing Pan, June Yon, Yuyang Zou, Kimberly Leon, Nigel Carter, Jesus Briales, Tyler Gillingham, Elias Mueggler, Luis Pesqueira, Manolis Savva, Dhruv Batra, Hauke M. Strasdat, Renzo De Nardi, Michael Goesele, Steven Lovegrove, and Richard A. Newcombe. The replica dataset: A digital replica of indoor spaces. *CoRR*, abs/1906.05797, 2019. URL <http://arxiv.org/abs/1906.05797>.
- [43] Xiaoqiang Teng, Deke Guo, Yulan Guo, Xiaolei Zhou, and Zhong Liu. Cloudnavi: Toward ubiquitous indoor navigation service with 3d point clouds. *ACM Trans. Sens. Networks*, 15(1):1:1–1:28, 2019. doi: 10.1145/3216722. URL <https://doi.org/10.1145/3216722>.
- [44] Yapeng Tian and Chenliang Xu. Can audio-visual integration strengthen robustness under multimodal attacks? In *IEEE Conference on Computer Vision and Pattern Recognition, CVPR 2021, virtual, June 19-25, 2021*, pages 5601–5611. Computer Vision Foundation / IEEE, 2021. URL [https://openaccess.thecvf.com/content/CVPR2021/html/Tian\\_Can\\_Audio-Visual\\_Integration\\_Strengthen\\_Robustness\\_Under\\_Multimodal\\_Attacks\\_CVPR\\_2021\\_paper.html](https://openaccess.thecvf.com/content/CVPR2021/html/Tian_Can_Audio-Visual_Integration_Strengthen_Robustness_Under_Multimodal_Attacks_CVPR_2021_paper.html).
- [45] Ethan Tracy and Navinda Kottege. Catchatter: Acoustic perception for mobile robots. *IEEE Robotics Autom. Lett.*, 6(4):7209–7216, 2021. doi: 10.1109/LRA.2021.3094492. URL <https://doi.org/10.1109/LRA.2021.3094492>.
- [46] Abhinav Valada and Wolfram Burgard. Deep spatiotemporal models for robust proprioceptive terrain classification. *Int. J. Robotics Res.*, 36(13-14):1521–1539, 2017. doi: 10.1177/0278364917727062. URL <https://doi.org/10.1177/0278364917727062>.
- [47] Francisco Rivera Valverde, Juana Valeria Hurtado, and Abhinav Valada. There is more than meets the eye: Self-supervised multi-object detection and tracking with sound by distilling multimodal knowledge. In *IEEE Conference on Computer Vision and Pattern Recognition, CVPR 2021, virtual, June 19-25, 2021*, pages 11612–11621. Computer

- Vision Foundation / IEEE, 2021. URL [https://openaccess.thecvf.com/content/CVPR2021/html/Valverde\\_There\\_Is\\_More\\_Than\\_Meets\\_the\\_Eye\\_Self-Supervised\\_Multi-Object\\_Detection\\_CVPR\\_2021\\_paper.html](https://openaccess.thecvf.com/content/CVPR2021/html/Valverde_There_Is_More_Than_Meets_the_Eye_Self-Supervised_Multi-Object_Detection_CVPR_2021_paper.html).
- [48] Erik Wijmans, Abhishek Kadian, Ari Morcos, Stefan Lee, Irfan Essa, Devi Parikh, Manolis Savva, and Dhruv Batra. DD-PPO: learning near-perfect pointgoal navigators from 2.5 billion frames. In *8th International Conference on Learning Representations, ICLR 2020, Addis Ababa, Ethiopia, April 26-30, 2020*. OpenReview.net, 2020. URL <https://openreview.net/forum?id=H1gX8C4YPr>.
- [49] Teresa Wilcox, Rebecca Woods, Catherine Chapa, and Sarah McCurry. Multisensory exploration and object individuation in infancy. *Developmental psychology*, 43(2):479, 2007.
- [50] Abdelrahman Younes, Daniel Honerkamp, Tim Welschehold, and Abhinav Valada. Catch me if you hear me: Audio-visual navigation in complex unmapped environments with moving sounds. *CoRR*, abs/2111.14843, 2021. URL <https://arxiv.org/abs/2111.14843>.
- [51] Yinfeng Yu, Wenbing Huang, Fuchun Sun, Changan Chen, Yikai Wang, and Xiaohong Liu. Sound adversarial audio-visual navigation. In *The Tenth International Conference on Learning Representations, ICLR 2022, Virtual Event, April 25-29, 2022*. OpenReview.net, 2022.