

# Movement Analytics: Current Status, Application to Manufacturing, and Future Prospects from an AI Perspective

Peter Baumgartner\*, Daniel Smith, Mashud Rana, Reena Kapoor, Elena Tartaglia, Andreas Schutt, Ashfaqur Rahman, John Taylor and Simon Dunstall

Data61, CSIRO, Australia.

\*Corresponding author(s). E-mail(s):  
[Peter.Baumgartner@data61.csiro.au](mailto:Peter.Baumgartner@data61.csiro.au);

## Abstract

Data-driven decision making is becoming an integral part of manufacturing companies. Data is collected and commonly used to improve efficiency and produce high quality items for the customers. IoT-based and other forms of object tracking are an emerging tool for collecting movement data of objects/entities (e.g. human workers, moving vehicles, trolleys etc.) over space and time. *Movement data* can provide valuable insights like process bottlenecks, resource utilization, effective working time etc. that can be used for decision making and improving efficiency.

Turning movement data into valuable information for industrial management and decision making requires analysis methods. We refer to this process as *movement analytics*. The purpose of this document is to review the current state of work for movement analytics both in manufacturing and more broadly.

We survey relevant work from both a theoretical perspective and an application perspective. From the theoretical perspective, we put an emphasis on useful methods from two research areas: machine learning, and logic-based knowledge representation. We also review their combinations in view of movement analytics, and we discuss promising areas for future development and application. Furthermore, we touch on constraint optimization.

## 2 *Movement Analytics*

From an application perspective, we review applications of these methods to movement analytics in a general sense and across various industries. We also describe currently available commercial off-the-shelf products for tracking in manufacturing, and we overview main concepts of digital twins and their applications.

**Keywords:** Trajectories, Machine Learning, Logic, Overview

# Contents

<b>1</b>	<b>Introduction</b>	<b>1</b>
<b>2</b>	<b>Fundamental Techniques</b>	<b>4</b>
2.1	Classical Logic and Knowledge Representation . . . . .	4
2.1.1	Space and Time . . . . .	5
2.1.2	Description Logics . . . . .	5
2.1.3	Logic Programming and Event Calculus . . . . .	6
2.1.4	Logic-Based Stream Processing . . . . .	7
2.1.5	Symbolic/Semantic Trajectories and Databases . . . . .	8
2.2	Probabilistic Transition Systems . . . . .	10
2.2.1	Markov Chains and Markov Decision Processes . . . . .	10
2.2.2	Reinforcement Learning . . . . .	10
2.2.3	Dynamic Bayes Networks . . . . .	11
2.2.4	State Space Models . . . . .	12
2.3	Trajectory Preprocessing Techniques . . . . .	13
2.3.1	Noise Reduction . . . . .	13
2.3.2	Segmentation . . . . .	14
2.3.3	Semantic Trajectories . . . . .	14
2.3.4	Harmonization . . . . .	15
2.4	Neural Network Based Sequence Models . . . . .	15
2.4.1	Recurrent Neural Networks . . . . .	16
2.4.2	Convolutional Neural Networks . . . . .	17
2.4.3	Transformers . . . . .	19
2.4.4	Sequence to Sequence . . . . .	20
2.4.5	Generative Models . . . . .	21
2.5	Integration of Logic-Based Methods with Probabilistic/ML Methods	23
2.5.1	Statistical Relational Learning . . . . .	25
2.5.2	Knowledge Graphs and Visual Language Navigation . . . . .	27
2.5.3	Logic and Deep Learning . . . . .	28
2.5.4	Logic Programming and Machine Learning . . . . .	29
2.6	Constraint Optimization . . . . .	31
2.6.1	Production Scheduling . . . . .	32
2.6.2	Factory Layout . . . . .	33
<b>3</b>	<b>Applications of Movement Analytics</b>	<b>34</b>
3.1	Workflow Evaluation . . . . .	34
3.2	Collision Avoidance . . . . .	36
3.3	Frequent Path or Trajectory Patterns . . . . .	37
3.4	Indoor Space Modeling and Event Detection . . . . .	39
3.5	Non-Trajectory Based Data . . . . .	40
3.6	Non-Position Based Movement Data . . . . .	41
<b>4</b>	<b>Industrial Applications, Commercial Systems and Digital Twins</b>	<b>44</b>
4.1	Industrial Applications . . . . .	44

## 4 CONTENTS

4.2	Commercial Systems . . . . .	50
4.3	Digital Twins . . . . .	51
4.3.1	Digital Twins Definitions, Structure, and Key Parameters . . . . .	52
4.4	DT Implementation . . . . .	53
4.4.1	Digital Twins Application in Manufacturing . . . . .	54
4.4.2	Objective-Specific Implementation of DT . . . . .	55

## 5 Conclusions 57

# 1 Introduction

Manufacturing is a large and complex process, and significant resources are required to efficiently produce goods that meet quality standards. There are many challenges such as in the areas of quality control, fault detection, maintenance, planning and logistics. Companies need to simultaneously maximize sales revenues, minimize production costs and maximize customer service levels, all while providing high standards of quality [7]. Data analysis can provide valuable insight by diagnosing problems and informing decision-making to improve processes [112, 175, 7].

IoT-based and other forms of object tracking are an emerging tool for data collection, capable of capturing vast quantities of data. These systems typically involve fitting ‘tags’ to people or objects and collecting position information over time. Other systems use computer vision to record location and activity. Some systems, including Embedded Intelligent Platforms [64] have smart tags that exchange information between each other. This provides additional data on the state and action of objects/entities during their trajectories. The movement and trajectory data acquired by these systems over time can be turned into valuable information for industrial management and for automation and algorithm design.

To extract knowledge from this tracking data, we need analysis methods to process the data and provide meaningful solutions to decision-makers. We refer to this process as *movement analytics*. While many modeling techniques and algorithms exist for analyzing tracking data, more work can be done to better apply them in a manufacturing context. There are many challenges to overcome working with tracking data, such as noise and missing data. Furthermore, the sheer volume of data can be difficult to manage.

The purpose of this document is to review the current state of work for movement analytics both in manufacturing and more broadly. We present relevant work from both a theoretical perspective (useful methods and algorithms) and an application perspective (current implementations in manufacturing and other industries). Before going into the details, it is helpful to set the stage and characterize the kind of issues we had in mind while preparing this review and the methods that we think are relevant to address them.

## ***Problem Space***

The movement analytics problems we are interested in solving contain four key ingredients. Firstly, we are interested in solving *advanced* movement analytics problems. Secondly, we focus on problems that involve movement, so problems that make use of data that tracks objects or people are in scope. Thirdly, we are interested in problems where the state of an object is important. Finally, we are interested in problems that are relevant to manufacturing, though we broaden our scope to include problems from other application areas if we can see how they could arise in a manufacturing context.

In this review, we focus on complex problems that require advanced movement analytics methods. Analyzing trajectories can be straightforward, such as tracking an

## 2 CONTENTS

object over time and some simple data aggregation, e.g., deriving speed as movement over time. However, we are more interested in problems that require sophisticated data analysis and/or integrating additional knowledge or information sources. See Bian et al. [36] for a related overview. Specifically, we focus on problems that combine the use of trajectory data and state information.

A core part of the problems we are interested in solving is that they involve *trajectories*. Following Zheng [272], a (spatial) trajectory is a trace generated by a moving object in geographical spaces, usually represented by a series of chronologically ordered points, e.g.,  $p_1 \rightarrow p_2 \rightarrow \dots \rightarrow p_n$  where each point consists of a geospatial coordinate set and a timestamp such as  $p = (x, y, t)$  (or  $p = (x, y, z, t)$ ). It is by having such a trajectory that we restrict to problems that involve movement.

The meaning behind an object's trajectory is inextricably linked to its *state*. The state of an object could refer to the type of object, e.g. a forklift or a worker, or a certain property of an object, e.g. a truck that is full or empty of cargo. On the one hand, knowing what type of object traces a certain trajectory allows for inference of the meaning behind its movement. For example, knowing that a truck has traveled from a manufacturing plant to a warehouse could help us infer that it contains finished products. On the other, the trajectory itself could be used to infer the state of an object. For example, trajectories of objects that visit the canteen or toilets could be inferred to be humans. A good example of a class of problems that make use of trajectories and state are those that require *behavioral analysis* (see Lei [138] for an overview).

Examples of potential manufacturing processes that require (anomalous) behavior analysis are *searching*, *shuffling*, and *reworking*. Searching behavior is when a worker looks for a misplaced item, something which could be detected from their trajectory if they are circling or revisiting places within a short period of time. Shuffling and repacking behavior occur when a production facility is not well organized and more reorganization than necessary is required when new items come into the storage area. Again, this could be detected by analyzing trajectories of products which would be useful for identifying inefficiencies in storage processes. Reworking refers to when something goes back and forth between work stations because it does not pass quality control requirements. Identifying which parts or workstations are involved in reworking could help identify problems with the manufacturing process.

It is these kinds of problems we had in mind when conducting this review. Next we describe the scope of methods we investigated for solving them.

### ***Methods in Scope***

Confining the scope of methods narrowly to “(indoor) movement manufacturing” bears the risk of missing technology that is potentially useful, even if not directly or obviously related. We therefore considered, more generally, methods for spatio-temporal data analysis as relevant, and included them guided by the following criteria:

*Indoor vs. any location type.* While most of “manufacturing” happens indoor, we include problems and methods that carry over independent of location type, e.g., anomalous behavior patterns.

*Manufacturing vs non-manufacturing specific.* While our key application area is manufacturing, we include problems outside of manufacturing if they could be transferable to a manufacturing context. For instance, flow analysis of urban traffic, anomaly detection in maritime scenarios, robot movement planning, and visual language navigation (Section 2.5.2) can provide structurally similar phenomena and were considered in scope.

*Movement vs non-movement.* A paper or method can even be relevant if it is not directly on “movement” but is utilized in documented movement applications. A good example is temporal logic, which is movement-agnostic but can be used to specify safety, liveness or planning constraints for robot (or any kind of) movement. Another example are digital twins, which we see relevant for providing simulated data sets for movement analysis.

We put an emphasis on two research areas: machine learning (ML) on the one hand, and logic-based knowledge representation on the other hand. There is a history of using ML methods on trajectory data for various purposes, including behavior classification, collision avoidance and identification of anomalous trajectories. ML methods excel when there are huge volumes of data, but it is not always practical to gather large data sets. Logic-based methods, on the other hand, can capture domain knowledge and infer otherwise unknown information, but often do not scale well and are labor intensive in design.

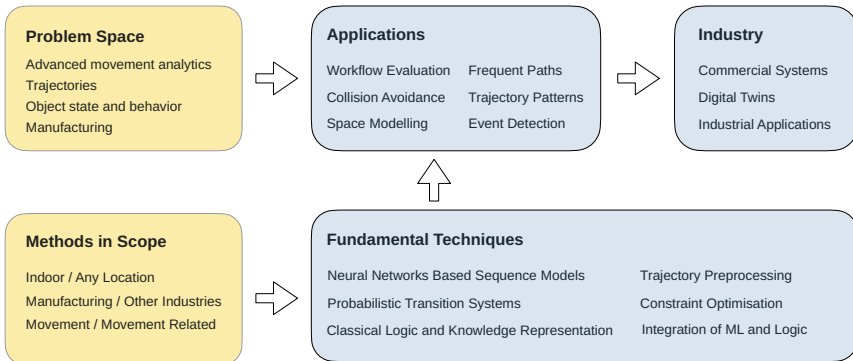
There are approaches that integrate ML and logic to make the most of them, in combination. We will also review these combinations in view of movement analytics, and we will offer some speculation about which ones seem most promising for future development and application. Constraint optimization is another area we touch on, as this area can provide optimal strategies for decision making.

### ***Structure***

This literature review is structured as follows. In Section 2 we review fundamental techniques for spatio-temporal data analysis from our application perspective. We cover classical logic and knowledge representation as well as its probabilistic extension, ML, trajectory methods, the integration of logic with ML and constraint optimization. In Section 3 we review analytic techniques that have been applied to movement data. In Section 4 we give examples of movement analytics across various industries and describe currently available commercial off-the-shelf products for tracking in manufacturing. We also overview main concepts of digital twins and their applications in manufacturing more generally. Finally, in Section 5 we give a summary of the findings and offer some ideas for future research.

Figure 1 depicts a structured summary of the topics touched upon above.

## 4 CONTENTS



**Fig. 1** A structured view of the topics of this review.

## 2 Fundamental Techniques

In this section, we review fundamental methods for analyzing movement and spatial trajectories. We distinguish between methods based on classical logic and related knowledge representation formalisms, probabilistic transition systems, and neural network based ML. We first discuss these methods separately, which reflects the (by and large) historical disjointness of their underlying research areas. Following that, we turn to efforts of combining logic and ML. We also include an overview of preprocessing techniques for trajectories, which are “fundamental” in the sense that some sort of data cleaning or aggregation is often needed in preparation of any of these methods. Finally, we give a brief description of the relevance of constraint optimization to movement analytics.

### 2.1 Classical Logic and Knowledge Representation

Following common usage, *classical logic* refers to a family of formal logical languages that includes propositional logic and first-order logic. Propositional logic supports formulas over Boolean variables, while first-order logic supports existentially and universally quantified formulas over structured objects. Classical logic is equipped with a standard (“Tarski”) semantics that enables push-button style automation of reasoning tasks like entailment (theorem proving) and consistency checking (diagnosis). Classical logic and variations have many applications in computer science [110].

However, propositional logic is often not expressive enough for knowledge representation in real-world applications, and, in general, first-order logic is not amenable to efficient automated reasoning (important reasoning services like “theorem proving” are not even decidable). This is why research in automated reasoning has developed specialized reasoning procedures for specific applications or classes of applications. A prominent and successful example is *Satisfiability Modulo Theories (SMT)* [25], which generalizes propositional satisfiability solving (SAT solving) to more complex formulas involving real numbers, integers, and/or various data structures such as lists, arrays, bit vectors, and strings. SMT solvers typically only support first-order logic



quantifiers in a restricted way, for decidable and efficient reasoning. Main applications are in software and hardware verification, but not so much in areas requiring spatio-temporal reasoning.

In the following, we focus on specialized approaches that are relevant for movement analytics.

### 2.1.1 Space and Time

Allen [6] introduced an influential calculus for qualitative reasoning on time intervals (e.g., “interval *A* overlaps with interval *B*”). It provides a composition table that can be used, e.g., for consistency checking and for deriving implied temporal relations. Allen’s calculus is, in fact, a certain relational theory that can be expressed in first-order logic.

The family of *temporal logics* [99] provides operators for stating temporal relations between worlds characterized *as formulas* (formula “*A* must hold *before* formula *B*”, “*Every* request must *eventually* be acknowledged”). Temporal logics play a major role in software/hardware verification and runtime verification [26]. For the latter, temporal logic formulas typically specify safety (non-anomaly) conditions to be tracked during runtime, e.g., that certain milestones must be reached or resource constraints must be met within certain time limits [144]. Specific applications for robot navigation planning and safety under temporal logic constraints have been proposed, e.g., by Yoo et al. [265], Luna et al. [159] and by Li et al. [147].

The region-connect-calculus (RCC) enables qualitative spatial reasoning with symbolic relations between regions (“connects with”, “overlaps with”, etc). Like Allen’s temporal calculus, the RCC relations can be axiomatized in first-order logic. See Cohn and Renz [59] for an in-depth overview. Galton [89] provides a more general overview of qualitative combined spatial and temporal reasoning.

Ge et al. [91] describe a qualitative theory of object movements with a qualitative spatio-temporal approach. Their main application is explaining causes for observed changes of qualitative relations between composite objects changing shape over time (e.g., towers of blocks forming an arc which then collapses). Li et al. [146] develop a spatio-temporal logic that combines temporal logic with a spatial region calculus and prove decidability properties. The logic is mainly motivated by verification of cyber-physical systems (e.g., performance guarantees of train emergence braking system). The paper also contains an overview of related work in that area.

### 2.1.2 Description Logics

Description logics [19] (DLs) are a family of knowledge representation languages with first-order logic semantics. At their core, DLs support specification of *ontologies* in terms of *is-a* and *has-a* relations. Much of the research on description logics is fundamental in nature but is strongly motivated by practical applications. In contrast to first-order logic, DLs variants are (mostly) designed so that important reasoning services like consistency and query answering are decidable, i.e., they are guaranteed to terminate with a (correct) result on any request.

This lesser generality compared to first-order logic gives rise to numerous DL variants that are tailored for specific purposes. For instance, extensions exist for RCC-style spatial reasoning [160] and temporal logic [161]. DLs and their implementations serve as rigorous theoretical and practical tools for semantic web languages such as OWL [30].

The DL area of ontology-based data access (OBDA) [37] is concerned with implementing systems that collect data at runtime for recognizing certain predefined situations and triggering adaptations. Technically, the OBDA approach consists of augmenting classical query answering in databases by adopting the open-world assumption and including domain knowledge provided by a DL ontology. OBDA can be temporalized. For instance, Borgwardt and Thost [39] propose a query language extended by temporal logic. Özçep et al. [279] designed an SQL-like OBDA query language for streamed data (time windows).

Interestingly, with the advent of the Yago ontology [195] a connection to big data mined from the Internet (Wikipedia) is given. See also Section 2.5.2 Knowledge Graphs.

More at the meta-level, Palmer et al. [187] propose an ontological framework for risk assessment in supply chains. With its focus on strategic issues, such approaches may well be transferable to indoor movement scenarios.

### 2.1.3 Logic Programming and Event Calculus

Logic programming is a programming paradigm that separates the knowledge to be used for solving a problem from the control component, which determines the strategy for how this knowledge is to be used [128]. While logic programming is largely based on first-order logic, it differs by assuming a closed-world semantics (roughly: “what is not known to be true, is false”). Like many other non-monotonic formalisms, this makes logic programming often more suitable for real-world knowledge representation, which requires drawing conclusions even from incomplete knowledge. At the same time, important reasoning tasks become more intractable than under standard first-order logic semantics. In general, satisfiability testing and theorem-hood are not even semi-decidable anymore.

In other words, strong expressivity and good computability properties are competing goals. This dichotomy is traditionally reflected in the two main paradigms of logic programming, “Prolog-style” and “Answer Set Programming”. The former emphasizes expressive power (Turing-completeness) and leaves much responsibility to the programmer, like in traditional programming. The latter enables highly declarative specifications of, typically, search problems over finite domains that largely relieve the programmer from specifying control. Technically, Prolog-style logic programming is about answering queries by backchaining if-then rules towards facts; Answer Set Programming does not need a query and is more about computing logical models of sets of if-then rules. Apt and Bol [11] and Baral and Gelfond [24] provide overviews.

Logic programming is application agnostic and can be utilized and specialized in many ways. For instance, Schultz et al. [217] and Wałęga et al. [256] equip logic programming with spatio-temporal *quantitative* reasoning along the RCC calculus and report on experiments. The *event calculus* [129] (EC) is a widely studied formalism that utilizes logic programming as a host formalism for reasoning about time and events. An EC model specifies the consequences of an event  $e$  happening at a time  $t$  in terms of *fluents*. Fluents are properties of objects that can change over time. When an event  $e$  causes a fluent  $f$  to become true (false) at time  $t$  then  $f$  remains true (false) until changed later. Bragaglia et al. [41] developed a “reactive” version of the EC for dynamically extending a narrative represented so far. Baumgartner [28] has similar motivation but also incorporates description logic reasoning for added expressivity. The approach has been applied, among others, for anomaly detection in a food supply chain [29] and for maritime surveillance [197]. Skarlatidis et al. [225] define a probabilistic version on top of the probabilistic logic programming language ProbLog (see Section 2.5.1 for ProbLog). They apply it to problems of recognising long-term activities from short-term activities in trajectory data. This can be seen as behavior recognition.

Logic programming has a long-standing connection to relational database technology [50]. The most prominent framework is *Datalog*, which is both a declarative logic programming language and a lightweight deductive database system for expressing queries and database updates. An overview is available [100].

Logic programming and Datalog have received revived interest for combining logic and ML, see Section 2.5.4.

## 2.1.4 Logic-Based Stream Processing

Another line of research subsumes modeling systems that evolve over time under the terms of *stream processing* or *complex event recognition*. These approaches aim at devising systems for recognizing high-level events from a stream of low-level events coming from, e.g., sensor networks such as radio frequency identification (RFID) tags [246]. Tsilionis et al. [241], for example, describe an approach for sea vessels movement data analysis. The implementation is by way of event calculus and scales up to realistically sized data.

Stream processing can be formulated in a logic programming framework (Section 2.1.3). A sophisticated system is LARS [31], which extends logic programming by temporal operators for time windows for data monitoring. Artikis et al. [14] provides an overview over *logic-based* approaches in general, Alevizos et al. [5] provides an overview over *probabilistic* methods, including logic and event calculus, and Giatrakos et al. [94] overviews the area even more broadly from a big data perspective.

### 2.1.5 Symbolic/Semantic Trajectories and Databases

*Symbolic trajectories* [109] are trajectories enhanced with time-dependent labels, e.g., for transportation modes like “walk”, “car” or “bus” along a person’s commute to work [260]. Their storage and querying is often backed by database systems [245].

Gütting et al. [108] propose reusable abstract data types for moving objects and their environment. The approach provides a semantic abstraction of  $(x, y, z, t)$  in terms of points, lines, regions and an SQL-like query language over symbolically named objects, geometric properties, and time. The main application considered by Gütting et al. [108] is road networks. Abstract data types can describe interchanges and their constraints on usage of lanes. The paper uses logic for defining geometric properties of objects, e.g., “inside”.

Li et al. [143] present a method for aggregating movement sensor data into triples carrying “what/when/where” information. Their main application is analyzing customer behavior in a shopping center based on WiFi sensor input of the form  $(x, y, \text{floor}, t)$ . Semantic geographical regions, e.g. “Nike shop”, are predefined. Their method has a three-layered architecture: cleaning, annotation, and complementing. Cleaning uses constraints for plausibility checks with respect to movement speed, e.g., walking. Annotation turns raw data into semantic annotation sequences of triples (movement type, shop type, time). Two methods have been tried: clustering (ST-DBSCAN) and semi-supervised learning using logistic regression and domain knowledge. These sequences are often incomplete due to incomplete WiFi sensing. The complementing layer infers the missing points based on the (indoor) topology and movement patterns studied in the area of human mobility prediction. This domain knowledge is hard-coded into algorithm. Technically, “complementing” is a max-posteriori classification problem under a Markov-assumption.

In many cases, the exact location of objects is uncertain. Such cases can be handled by *probabilistic knowledge bases* [237]. More recent work by Parisi and Grant [190, 191] supports representing atomic statements of the form “object  $id$  is/was/will be inside region  $r$  at time  $t$  with probability in the interval  $[l, u]$ ” and integrity constraints on such statements. Tawfik and Neufeld [238] discuss the treatment of time, causality, and the representation of events, effects and interactions more broadly.

### Summary: Classical Logic and Knowledge Representation

There is a plethora of logics rooted in first-order logic that support fundamental needs for movement analysis such as representation of internal structure of objects, time and space. Research in these areas often has fundamental character and aims to deliver theoretical results such as correctness and complexity properties of important reasoning services. The literature is rich with such results.

On the practical side, application-oriented subfields have produced implemented systems for automated reasoning and knowledge representation but some caveats apply. Some of the main issues revolve around applicability and extendibility. For example,

conjunctive query answering over description logics extended with temporal operators is well understood and supported by efficient implementations. If, however, a seemingly “minor” extension is needed, say, for a quantitative treatment of time, tool support might no longer be available. It could lead to undesirable complexity or decidability properties, or the particular extension has not yet been studied, or an implementation does not support the needed feature.

Nevertheless, automated reasoning tools have been successfully embedded into larger systems or methodologies for solving real-world problems in industry. They seem particularly useful for problems that are either highly complex in terms of the number of alternatives to be explored (if-then reasoning) or in terms of data size, but not in combination. Noteworthy areas are software verification, e.g., application of SMT solvers at Microsoft for Windows driver verification [21], and for smart contract verification in the Azure blockchain. See [239] for a survey on that topic. NASA employed model checkers and other logic-based methods as part of its verification and diagnosis approach for spacecraft control software [177, 169]. More recently, classical logic automated theorem provers play a significant role in Amazon Web Services to increase the security assurance of its cloud infrastructure [61]. Backes et al. [20] report on successful application of this technology to network reachability analysis of up to 10000 nodes. Another example with large data is SNOMED CT, the Systematized Nomenclature of Medicine - Clinical Terms, a comprehensive, multilingual terminology for the electronic health record. Its 311,000 concepts were formalized in a limited expressive Description Logic and analyzed automatically for design flaws [218].

Systems like these have matured into industrial strength quality and there is no reason they could not be applied to related problems in movement analytics.

Logic programming has been motivated as a more versatile approach for general algorithm development. For movement analytics, we expect in particular probabilistic versions of interest and when combined with other relevant approaches. Among these are *Dynamic Bayes Networks* (Section 2.2.3), which employ fluents in the same sense as the EC, however not via a logic programming setting. Mantenoglou et al. [167] describe a probabilistic version of the event calculus. In Section 2.5.1 we cover probabilistic logic programming as part of a larger sub-field of AI.

Returning to classical logic, spatial and temporal logics can also be of value in supporting roles. For example, temporal logic has been used as a sub-system for safety constraints in robot movement planning and monitoring. Similarly, plausibility constraints on, e.g., movement speeds of pedestrians could be stated in a suitable logic or with logic programming. (We found approaches with such constraints hard-coded.)

The literature that we reviewed suggests that logic-based spatio-temporal methods are theoretically well understood but rarely used as stand-alone methods. Moreover “time” is far more prominent than “space”. Logical languages with a built-in notion of time do play a role for querying and integrity constraints on (clean) data sets. Logic-based approaches appear not relevant for directly handling imperfect sensor data. For that, hierarchical combinations make more sense, where, e.g., statistical or

ML methods deal with cleaning and aggregating sensor data for downstream analysis by logical methods.

## 2.2 Probabilistic Transition Systems

Probabilistic transition systems generalize finite or infinite state transition systems (automata) by probabilistic transition relations. They can be used for modeling systems and phenomena that appear to develop over time in a stochastic manner. For movement analysis, states could represent, for instance, points in space and state transition sequences could represent trajectories under uncertainty of object locations as they move.

### 2.2.1 Markov Chains and Markov Decision Processes

The most basic kind of probabilistic transition systems are *Markov chains*. In a Markov Chain, the transitions outgoing from any state are weighted by probabilities and form, in sum, a distribution over its successor states. Typically, the distribution models the response of an environment to some event. Markov Decision Processes (MDPs) [86] generalize Markov chains by adding an extra “action” layer in between transitions. Typically, actions are under user control (e.g., robot control input) and come with costs (e.g., time, fuel). An MDP needs to be equipped with a *policy*, which specifies what action to take in what state. Policies can be deterministic or probabilistic, and can take action history into account (or not). One of the main reasoning tasks for MDPs is computing a policy so that given objectives are satisfied. Objectives are typically stated in terms of value maximization (typically in expectation), where the value of policy is aggregated from individual rewards for each transition or state. Also, temporal logic constraints are possible [76].

The robotic applications mentioned in Section 2.1.1 by Yoo et al. [265], Luna et al. [159] and by Li et al. [147] are formulated in an MDP framework.

Both Markov chains and MDPs can be complicated by hidden states that only allow for stochastic observation of the current state. An important case are Kalman filters, with canonical application to predict the next state of a moving object given noisy observations of the current state. See Section 2.2.4 below for their application to movement analytics.

### 2.2.2 Reinforcement Learning

Reinforcement learning (RL) is the task of learning behavior by trial and error by positive or negative feedback from MDPs. The RL task, then, is to synthesize an optimal policy, as just stated in Section 2.2.1, however under a priori unknown rewards. RL is different to supervised and to unsupervised learning in that it does not need a pre-defined labelled or unlabelled set of data. It instead relies on exploiting previous experience and exploring untried alternatives. RL, in general, needs to sample a space of probabilistic state transitions that grows exponentially with the state space.

To address this problem, policy approximations may be required, for instance by using neural networks (“deep reinforcement learning”).

An overview of RL that also takes psychological aspects into account is available [60]. For a comprehensive introductory book see Sutton and Barto [233].

As for industrial applications, RL has been deployed in production systems for process optimization and reducing reliance on human experience. Panzer and Bender [188] conducted a literature review on this topic. (Deep) RL has been applied to robot motion problems, see, e.g., [147, 136]. (Probabilistic) temporal logic can be brought into the picture quite naturally, for specifying (un)desirable properties of robot movement plans [47]. Liao [151] wrote a survey on reinforcement learning with temporal logic constraints.

For numerous other applications see the overviews by Arulkumaran et al. [15] and by Li [150].

### 2.2.3 Dynamic Bayes Networks

A *Bayes network* [193] is a directed acyclic graph whose nodes represent domain variables of interest and whose edges represent conditional (informational or causal) dependencies between a node and its parents. A Bayes network supports the computation of the probabilities of any subset of variables given evidence about any other subset. In practice, Bayes networks are often used for taking an event that occurred and predicting the likelihood that any one of several possible known causes was the contributing factor. However, Bayesian networks do not model temporal relationships between variables.

*Dynamic* Bayes networks (DBN) [73, 93] extend Bayes networks with a temporal dimension. A DBN is a time-indexed sequences of Bayes networks where the network at each state depends (usually) only from the previous one. Like in the untimed case, the dependencies must form a directed acyclic graph, but additional edges from variables from immediately preceding timepoints are permitted now. One of the main inference tasks is state monitoring, the task to estimate the current state of the world given the observations (evidence) made up to the present. Ghahramani [93] provide an overview over inference and learning procedures of DBNs.

Regarding applications, Roos et al. [207] propose a DBN approach for forecasting short term passengers flows within an urban rail network given their capacity to model the dynamic system under the condition of incomplete passenger flow data. Passenger flows were predicted from the DBN based upon observations in their local spatio-temporal neighborhood.

DBNs are rather expressive. They cover commonly used models like Hidden Markov models, Kalman filters, time series clustering, auto regressive model and extensions thereof. See the following Section 2.2.4 for more details and application of those.



### 2.2.4 State Space Models

State Space Models (SSMs) are probabilistic graph models used to represent a dynamic system by a set of differential equations and latent states that are associated with the observed data. The objective of state space modeling is to estimate the optimal latent states using the observed data and knowledge encapsulated within the system equations. Given that SSMs are stochastic, inference becomes computationally expensive, unless certain assumptions are made. Classic time series models, such as Hidden Markov Models (HMM) [27] and Auto-Regressive Integrated moving Average (ARIMA) [40], can be formulated in state space, making the assumption that the dynamic system is linear, Gaussian distributed and only dependent upon state at the previous time step (Markov assumption). This makes latent state inference tractable using approaches such as Kalman filtering [120] or the Viterbi algorithm [249], however, this comes at the expense of having a model with less expressivity. For instance, the Markov assumption limits the ability of classic time series models to represent trajectories, given they can only capture the relationship between consecutive samples.

If a more expressive, non-linear model is to be formulated, an exact solution for the latent states cannot be estimated. In this case, sequential importance sampling, commonly referred to as particle filtering [74], is commonly used to approximate the latent states.

In terms of their application, SSM have commonly been used as a pre-processing step to reduce the noise in spatial trajectories. Linear dynamic models, based on the Kalman filter [189] and Gaussian kernel based regression models [261] have been used to smooth out trajectory noise. Furthermore, Gustafsson et al. [106] used a particle filter in conjunction with spatial context (in the form of maps) to reduce the influence of measurement noise. Position estimates from the particle filter were constrained by the spatial context provided by maps. For example, estimates of car position were constrained to locations on the given road network and aircraft position estimates were constrained by altitude maps.

HMMs have been used in the map matching process [201] (see Section 2.3 for a description of map matching), which involves transforming trajectories of raw position data into a semantic trajectory of known spatial landmarks. Mohamed et al. [172] employed a HMM to infer the discrete spatial landmarks from the raw spatial coordinates of trajectories subject to significant noise.

### Summary: Probabilistic Transition Systems

Probabilistic state transition systems are suitable for analyzing stochastic time series data, through generative modeling. In generative modeling, each event  $e_i$  updates the state of the system from  $s_i$  to  $s_{i+1}$ , which then determines the distribution for drawing the next event  $e_{i+1}$ . (See Section 2.4.5 below for generative modeling in a neural network context.) Obvious applications to trajectory analysis are on an operational level, e.g., to predict the current or near-future state, or to recommend a reward-maximizing action at a current state, e.g., for collision avoidance.



When there is no causal relationship between certain events and the system state then accurate modeling becomes difficult. This problem could be countered by assessing and filtering out events in context of states with the help of a domain model. Some of the combination methods in Section 2.5 could be useful for that.

Reinforcement learning (Section 2.2.2) does not seem to play a major role for *analytic* tasks like anomaly detection within given trajectories. Well-explored applications of RL for controlling robot movements may suggest their transfer to movement analytics. This could be done depending on the degree of integration into an overall process:

- Low-level analytics, e.g., robot learns how to pick up an object.
- Mid-level, e.g., robots/systems work together to yield assembly of a complex object.
- High-level, e.g., factory operations including all movements are optimized.

Ultimately, a concept of adaptive reinforcement learning might turn out to be useful, where the best solution changes with time.

## 2.3 Trajectory Preprocessing Techniques

Trajectories of raw position data often need to be pre-processed before additional modeling can be performed. There are a number of different issues to be addressed with data sets of spatial trajectories including noise, non-uniform sampling rates, uneven trajectory lengths and trajectories of an unmanageable length. To address these issues, there are four categories of pre-processing techniques that are commonly applied to trajectories that will be outlined: noise reduction, segmentation, semantic mapping and harmonization.

### 2.3.1 Noise Reduction

Trajectories are commonly represented as a sequence of inaccurate position measurements that are the result of the noise in the underlying sensor technology. These errors are sometimes tolerable depending upon the application at hand, whilst in other scenarios, it is important to reduce the influence of measurement noise prior to modeling.

Filters are the simplest noise reduction approaches for spatial trajectories. Mean, median or moving average filters transform spatial trajectories by computing their respective statistic across sliding windows. These filters were used to reduce the influence of noise by smoothing the spatial trajectories across a local neighborhood of samples [137]. State space models (which we define in Section 2.2.4) representing the linear dynamics of motion [189] have been used for noise reduction. Furthermore, more complex models of noise reduction, representing the non-linear motion dynamics have been developed with a particle filter [106], Gaussian kernel regression model [261] and Savitzky-Golay filter[215].

Anomaly detection methods have also been used for noise reduction. In Jing Yuan et al. [119], a simple heuristic was proposed to detect anomalies as the samples where trajectory velocity were deemed to be implausible for the moving object. In Hu et al. [115], a kernel function was used to model the probability density function (pdf) of trajectory samples with respect to a window of neighboring samples. Anomalous samples were selected as low density points in the trajectory's probability density function that were then removed.

### 2.3.2 Segmentation

Spatial trajectories are often partitioned into a set of sub-trajectories prior to being used by ML or data mining methods. This process is known as segmentation where each segment represents the maximal subsequence of a trajectory with samples that comply with a given predicate [189]. Commonly, this predicate might be associated with a particular behavior, activity or geographical location that the moving object is associated with. Trajectory segmentation is commonly used to improve the performance and computational efficiency of downstream modeling tasks [189].

Segmentation approaches either exploit the statistical properties of trajectories or semantic knowledge of the objects being tracked. Statistical segmentation approaches include methods that utilize changes in the trajectory shape [272] or an information theory based criteria [133]. For instance, Lee et al. [133] used an entropy based criteria, the Minimum Description Length (MDL), to segment trajectories such that they were maximally compressed.

Semantic approaches to trajectory segmentation often involve stop point detection, identifying the points at which moving objects appear to become stationary [18, 272]. These stop points can be used to partition trajectories into segments without object movement (the stop segments), whilst intervals between these stop points became the movement segments. These segmentation methods are often essential for route optimization applications, for instance, taxi trip optimization. Jing Yuan et al. [119] partitioned vehicle trajectories into individual trips prior to them being clustered and applied to route optimization algorithms. Furthermore, stop points and social media information can be combined to segment tourist trajectories [8]. Stop points were detected at points with minimal tourist motion and combined with coinciding Point of Interest check-ins to generate a semantic trajectory of tourist attraction visits.

### 2.3.3 Semantic Trajectories

Location information can often be enriched with contextual information enabling the raw position data of trajectories to be translated into a semantic trajectory of annotations meaningful to the application at hand. This semantic translation can be useful to eliminate the noise that is present within raw measurements and to compress trajectories to improve the computational efficiency of modeling. Furthermore, it can provide an enriched representation with a stronger and more meaningful connection to the application at hand.

Map matching is an example of a semantic sequence transformation where the spatial coordinates of a moving object are projected onto a map network to infer the sequence of spatial landmarks that have been traversed. Map matching methods can be categorized as either geometrical or topological based [201]. Geometrical methods find routes by utilizing distance measures to match trajectory coordinates to landmarks represented in the spatial network. These measures can either be point-to-point, point-to-curve or curve-to-curve. Dynamic programming is commonly used to find the optimal semantic trajectory as the set of spatial landmarks with the shortest distance to the raw trajectories. More recently, modern deep learning architectures have been designed for geometry based map matching [271]. These approaches have issues with inferring the optimal path of spatial landmarks (i.e. roads) that do not have spatial continuity. In contrast, topology based methods [38] have been developed to exploit the physical topology of a network to ensure that spatial continuity and connectivity is maintained within the semantic trajectories.

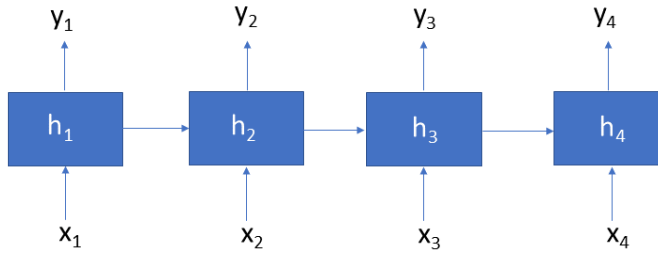
An issue with using semantic trajectories with ML, data mining or probabilistic methods is their sparse representation, which is not appropriate for such methods. Consequently, specialized neural networks (embedding networks) have been proposed to transform the sparse representation of semantic trajectories into a dense, continuous valued representation [1]. See Section 2.1.5 for other approaches to producing semantic trajectories.

### 2.3.4 Harmonization

Data sets often contain spatial trajectories of differing length and/or non-uniform sample resolutions, which are a problem for temporal based ML and statistical models. Firstly, interpolation methods can be used to harmonize trajectories by estimating the signal across a consistent set of time points. Li et al. [148] and Yao et al. [264] have harmonized data sets of noisy trajectories by training neural network architectures to transform raw inconsistent trajectories into a set of consistent, compact latent representations. Harmonized latent representations of the trajectories can then be used by models. Secondly, conventional distance measures (i.e. Euclidean distance, cosine distance) compute the match between equivalently indexed samples of trajectories, and hence, are inappropriate to use when comparing trajectories of a varying length. Alternative distance measures, such as dynamic time warping, allow a non-linear warping of the sample indices being matched. Such distance measures can be used with spatial trajectories of different length, however, they are more computationally expensive than conventional measures.

## 2.4 Neural Network Based Sequence Models

A majority of common ML models, including Decision Trees (DT), Support Vector Machines (SVM) or Feed Forward neural networks have traditionally been used to represent data sets of independent and identically distributed (iid) samples. The trajectories of movement applications, however, possess spatio-temporal dependencies that are not represented with these models. Early movement applications used such models to represent the trajectories. For instance, de Vries and van Someren [72]



**Fig. 2** A recurrent neural network architecture that was used to model a sequence  $x$  as an output sequence  $y$ . The latent state  $h_n$  (representing the past sequence,  $[x_1, \dots, x_{n-1}]$ ) is updated for each sample  $x_n$  using the previous latent state  $h_{n-1}$ .

applied an SVM to the spatial trajectories of marine vessels to identify trajectory anomalies and infer the ship class (i.e. cargo, tanker, fishing), Zheng et al. [273] used a DT classifier to infer the transportation modes of individuals using handcrafted features of their movement trajectories, and Niu et al. [182] predicted traffic flow within cities using a generative neural network (Restricted Boltzmann Machine) and support vector regression model.

There is a class of neural network architectures that have been developed to represent sequence data with sample dependencies. As will be outlined in Section 3, manufacturing based movement applications in the literature have not commonly utilized this class of neural sequence models. Consequently, we introduce the most common and contemporary architectures for spatio-temporal data and refer to where they have been used for movement applications in alternate domains to manufacturing.

### 2.4.1 Recurrent Neural Networks

Recurrent Neural Networks (RNN) are a class of network architectures [209] that have been developed to represent sequential data. Unlike feed forward architectures where data is passed in a forward direction only, RNNs utilize a recurrent feedback structure to memorize the previous samples in the sequence. Figure 2 shows an RNN architecture where the latent state ( $h_t$ ), representing previous samples in the sequence, is computed by updating the previous latent state ( $h_{t-1}$ ) with the current input sample ( $x_t$ ).

One major issue of RNN architectures is that they can be difficult to train. As training errors are backpropagated through a sequence, the error gradients continue to shrink between consecutive steps until their values become negligible. Such steps have a minimal influence on modeling. Consequently, the Long Short Term Memory (LSTM) [221] and Gated Recurrent Units [56] have been proposed to extend the memory capacity of RNN architectures. Both architectures utilize specialized memory and gating cells to ensure recurrent training is less susceptible to the vanishing gradient problem, and hence, a longer horizon of samples can be modeled.

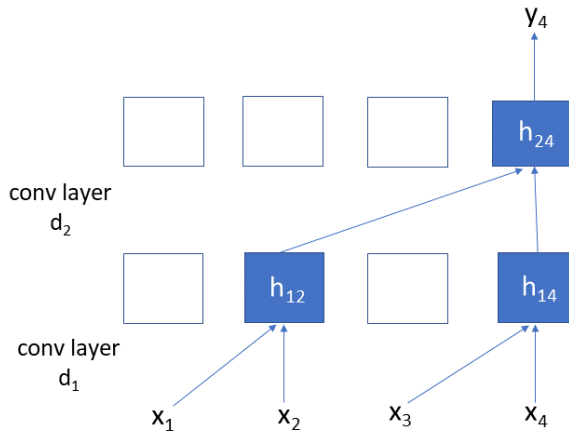
LSTMs have been the neural sequence model most commonly used with spatial trajectories for classification [229, 90, 268, 276] and prediction tasks [229, 276]. Trajectory to User Linking (TUL) is a classification problem where the aim is to classify the user responsible for generating a trajectory of social media check-ins. The spatial trajectories are semantic trajectories given the samples correspond to discrete spatial locations with additional meaning (i.e. a tourist destination). The TUL problem was addressed in Gao et al. [90] by segmenting the semantic trajectories and then mapping the segments into a continuous valued embedding space. During inference, each trajectory embedding was then fed to an LSTM based classifier to identify the user responsible for it. Yu et al. [268] proposed a new embedding architecture that provides a scalable and data efficient solution to the TUL problem. A Siamese architecture, composed of a pair of LSTM encoders with shared weights, was used to learn a latent embedding space where trajectories of the same user were more compactly distributed in latent space than different users. TUL was then performed by applying a  $k$ -nearest neighbor classifier to the embeddings of the semantic trajectories. A. de Freitas et al. [1] proposed a trajectory classification model where the spatial and temporal embeddings of segmented sub-trajectories were used in conjunction with an LSTM model.

To enhance downstream classification and prediction tasks, Zhou et al. [276] used self-supervised representation learning (SSRL) to harmonize trajectories of noisy and non-uniform length. A Siamese architecture consisting of a pair of LSTM encoders was used to map non-uniform trajectories to a compact, fixed size latent representation. It was shown using SSRL in the TUL problem achieved state-of-the-art classification performance after a relatively small quantity of labeled trajectory data was used to fine tune the self-supervised network.

Alahi et al. [4] proposed social LSTM, the first model for human trajectory prediction that incorporated the spatial interactions of individuals within a crowd. The spatial trajectories of each individual were modeled by a separate LSTM and a shared pooling layer was used to connect the latent states of each LSTM. Song et al. [229] proposed the DeepTransport architecture to solve multiple tasks (multi-task learning) upon human mobility trajectories. The movement and transportation mode of each individual were simultaneously predicted using a hierarchical network of LSTMs to represent human mobility across different temporal scales. Two LSTM based encoders were utilized to represent the inputs of each task separately, two LSTMs were used to create a shared feature representation and a pair of LSTM decoders were used to generate the outputs of each task.

## 2.4.2 Convolutional Neural Networks

Given that the training issues of RNNs (i.e. vanishing gradients) are not encountered with feed forward networks, feed forward networks have been proposed for sequence modeling. Given that feed forward networks are unable to represent sequences of a dynamic length (unlike RNNs), commonly sequences must be partitioned into fixed length blocks. Convolutional Neural Networks (CNN) [132] are a class of regularized feed forward networks where only a local region of adjacent neural layers are



**Fig. 3** A neural network composed of two stacked convolutional layers with dilated convolution operations (dilation rate of 2) and kernel filters of size 2. Unlike conventional convolution, where the kernel is applied to consecutive samples, the kernel filter was applied to every second sample of the input  $x$  and feature space  $h$ .

connected. In each CNN layer, the receptive field of its neurons are restricted by convolving the data with a set of short filters (kernel filters) that are trained to represent the local structure of the data.

CNNs have been used for classification [52, 158] and prediction tasks [162, 179] with trajectories. In these CNN approaches, 2D kernels are used to model the spatio-temporal trajectories that have been projected onto a two-dimensional spatial grid. The CNNs represent the local structure of spatio-temporal trajectories (in a similar manner to how images are modeled) to classify the general movement categories [52] of marine vessels or vessel types [158]. CNN architectures have also been used for predicting the future positions of taxis from their GPS (Global Positioning System) trajectories [162, 179].

The issue with using standard CNN architectures for spatio-temporal trajectories is their limited capacity to capture long-term spatio-temporal dependencies. This is a result of the kernel filters operating upon a small number of consecutive samples. To model temporal sequences across a wider horizon, however, Oord et al. [183] used dilated convolution operations in their CNN layers. Figure 3 shows a CNN architecture using dilated convolution operations, which perform the convolution between the kernel filters and non-consecutive data samples. Dilated layers enable the receptive field, and hence, the memory capacity of a network to expand exponentially with respect to its depth as opposed to linearly with standard CNN layers.

Zhou et al. [277] used a stack of dilated CNN layers to represent the temporal dependencies of a spatio-temporal graph network. The spatial dependencies between graph nodes, where each node was used to represent a unique location, were captured by the network edges. The graph network was conditioned upon the temporal dependencies

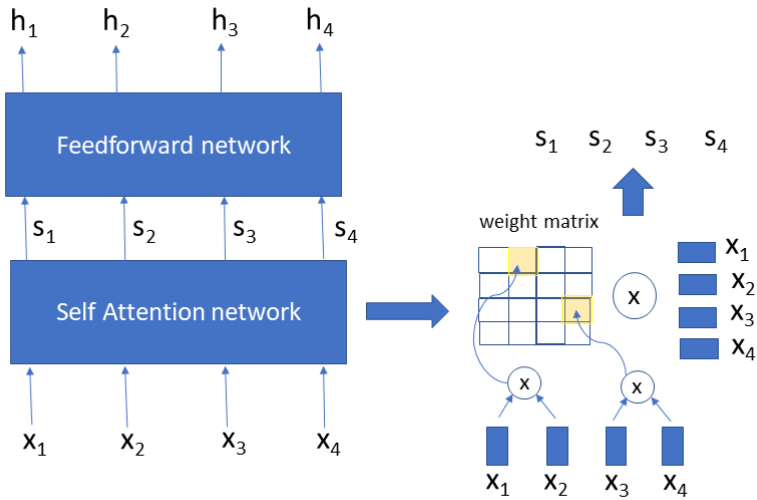
at each location using a dilated CNN. Furthermore, Tran et al. [240] jointly modeled the spatial and temporal dependencies of video data using volumetric CNNs; this was a 3D extension of the standard 2D CNN architecture. One issue with such an architecture is that spatio-temporal data can be sparsely distributed within discrete 3D space; this is often problematic when attempting to accurately represent a system of trajectories.

### 2.4.3 Transformers

Transformers [248] are currently the state-of-the-art approach for sequence modeling. Figure 4 shows a transformer network which is composed of a self-attention mechanism and a feed forward network. Self attention explicitly models the dependencies between each pair of samples in the sequence (self attention matrix), independent of their temporal proximity to one another, and hence, has an unlimited memory capacity. This comes at the cost of a quadratic order of memory and processing complexity, (e.g.  $O(N^2)$  where  $N$  is the sequence length), which restricts the ability to train longer sequences. This becomes a technical challenge for modeling spatial trajectories that commonly represent sequences of longer duration and higher sampling frequencies.

A number of approaches have been proposed [125, 55, 35] to reduce the memory and processing complexity without experiencing a drop off in performance. Low rank or sparse approximations of sequences have commonly been used in self-attention computation. Beltagy et al. [35] used a fixed prior of sparsity to define which subset of samples were used in the self attention computation. A fixed approach is likely to be sub-optimal, however, given it fails to consider the underlying sequence structure in sample selection. The Reformer [125] utilized a neural network to learn the most relevant samples to utilize in the self attention computation of each sequence. Furthermore, in Choromanski et al. [55], the commonly used softmax kernel was replaced by a fast and scalable to produce a Transformer with linear and processing memory complexity.

Giuliani et al. [95] proposed a Transformer based model to predict pedestrian movement using the spatial trajectories of individuals extracted from video. Unlike most contemporary trajectory prediction models that exploit the spatial interactions between pedestrians, the movement of each pedestrian was predicted solely from its own historical sequence data. Yu et al. [266] modeled the spatio-temporal properties of a crowd by coupling a Transformer network, modeling each individual's movement, with a spatial graph network modeling the spatial interactions of the crowd. Wu et al. [259] used a self attention mechanism to predict non-periodic traffic flow based upon the spatial trajectories of vehicles. A graph network representing the spatial structure of the road network was combined with a self attention mechanism (a core component of the Transformer) to capture the temporal structure of traffic status across multiple road segments.



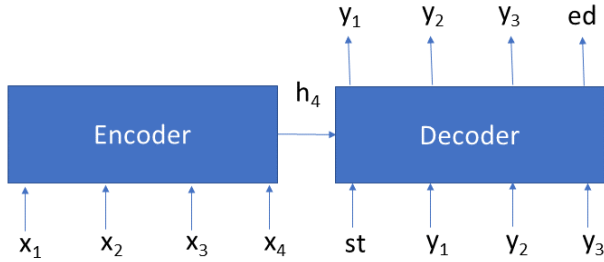
**Fig. 4** A Transformer network which is comprised of a self attention mechanism and feed forward network. The self attention operation explicitly models each sample pair in the sequence  $x$ . The resulting self attention matrix is multiplied by the sequence to generate the representation  $s$ . The representation  $s$  is passed through a feed forward network to generate a latent encoding  $h$  of the same length as the input sequence  $x$ .

#### 2.4.4 Sequence to Sequence

Sequence to sequence (seq2seq) architectures [232] are commonly used to reduce the dimension of sequence data, or to produce an output sequence with a different length to the input sequence. The seq2seq architecture, as shown in Figure 5, is comprised of a neural network pair: an encoder, which compresses the input sequence into a low dimension latent vector ( $h_N$ ), and a decoder, which uses the latent vector to generate the output sequence. The type of neural network used in the seq2seq architecture is non-prescriptive, and hence, as we will outline, different sequence networks can be employed for trajectory based applications.

A common application of seq2seq architectures is to harmonize data sets of spatial trajectories for downstream analysis tasks, such as classification [148] or clustering [264]. For instance, Li et al. [148] used an encoder and decoder pair to learn a latent vector of fixed dimension from a data set of noisy and heterogeneous trajectories (i.e. trajectories of uneven lengths and/or different sampling rates). The inputs to the sequence encoder were generated by randomly augmenting high quality trajectories into low quality versions by introducing noise and randomly dropping samples. The encoder and decoder pair were trained to reconstruct high quality trajectories from the compact latent vector that represent its low quality versions of the trajectories. Yao et al. [264] utilized a similar SSRL principle to Li et al. [148], however, in this case, the latent encoding was used to reconstruct the input, as opposed to the





**Fig. 5** A sequence to sequence architecture which is comprised of a pair of encoder and decoder networks. An input sequence  $x$  is encoded into a latent vector ( $h$ ) that is used in conjunction with the decoder to generate an output sequence  $y$ , which can be a different length to  $x$ . A start symbol  $st$  and end symbol  $ed$  were used by the decoder to model the output sequence.

higher quality version of the input. The latent representation of the trajectories were then used for clustering.

Seq2seq architectures can also be used for trajectory prediction. For instance, both Cinar et al. [58] and Park et al. [192] used a seq2seq architecture to learn a latent encoding of spatial trajectories that were then decoded into a sequence of predicted future samples. Furthermore, Zhao et al. [271] used a seq2seq architecture to perform geometric map matching of spatial trajectories (an application outlined in Section 2.3) using a pair of LSTM based encoders and decoders to learn the mapping between augmented versions of raw spatial trajectories and its semantic sequence of road segments.

The Variational Auto-Encoder (VAE) [124], is a variational Bayesian method with structural similarities to the auto-encoder. It is also comprised of a encoder and decoder pair that are used to reconstruct the input sequence, but in the VAE, the latent (encoded) space is also regularized by representing it with a prior latent distribution. This makes the VAE a suitable model for sample generation by drawing samples from this latent distribution. Chen et al. [53] utilized the VAE architecture with an LSTM based encoder and decoder pair to generate spatial trajectories. Furthermore, Zhou et al. [275] used a VAE to address the social media based TUL problem outlined in Section 2.4.1. Given semantic trajectories from social media are often sparsely sampled (i.e. due to infrequent check ins), the VAE was sampled to generate new trajectory instances. These generated, unlabeled trajectory instances were then leveraged to train a neural network classifier in a semi-supervised fashion for the TUL task.

## 2.4.5 Generative Models

Generative models are unlike a majority of the ML models we have reviewed to date (apart from the VAE and Bayesian networks outlined in sections 2.4.4 and 2.2.3

respectively) given they are trained to represent the joint probability of all the variables as opposed to the supervised learning model that are trained to represent a conditional probability distribution of the annotated labels.

In addition to the VAE models, Generative Adversarial Networks (GANs) [98] are currently the other type of generative model that are commonly used by the ML community. The GAN is an architecture comprised of a generator network, which is used to generate new data samples, and a discriminator network, which is used to discriminate between the generated samples and the real data. The GAN is trained in a competitive process where the generator network attempts to produce data samples that fool the discriminator network into thinking they are authentic samples of the original data set, whilst the discriminator network attempts to ensure the generated data can be distinguished from the authentic data. Once the generator network has been trained to adequately confuse the discriminator network, it can then be used to generate high quality samples of the original data set by sampling from it.

GANs have been used to predict the future movement of a human conditioned upon their past trajectory observations [105, 127]. This architecture is known as a conditional GAN (cGAN), given the generation process was conditioned upon previous movement. Gupta et al. [105] used a cGAN to generate trajectory predictions from the past samples of its sequence. The generator network was composed of an LSTM based auto-encoder that was used to generate trajectory predictions and an LSTM based discriminator network that determined if the movement predictions were socially acceptable. The social interactions were modeled with a shared pooling network that captured the spatial dependencies between the individual's trajectories. Kosaraju et al. [127] extended the cGAN to generate a more diverse set of movement predictions by modeling the spatial trajectories as a multi-modal distribution. The generator network was an LSTM based autoencoder similar to Gupta et al. [105], however in contrast, Kosaraju et al. [127] used two discriminator networks that operated at different scales; at the individual's level and across the entire crowd. A graph based attention network was used to model social interactions within the crowd by representing the spatial dependencies of trajectories.

### **Summary: Sequence Based Models**

The use of neural based sequence models has potential value to movement based manufacturing applications in the areas of pre-processing, classification, prediction and anomaly detection. Their main benefit is their capacity to model long term spatio-temporal dependencies of movement data, unlike the other methodologies outlined in this review (i.e. logic, probabilistic and state space models). Whilst each of the network models have their own memory and computational limitations, there are some new methods, such as the transformer variant of Choromanski et al. [55] with the capacity to model a sequence's entire past with only linear time complexity. Such new methods are an interesting option to consider when modeling trajectory data.

Movement data sets are often irregularly sampled and subject to measurement noise, which means they often need to be harmonized prior to modeling. This is another

important task that can be addressed with neural based sequence models. Existing solutions to this problem are either computationally expensive, given non-linear distance functions are used, or can introduce additional noise when signal processing methods are used to harmonize the trajectories. SSRL methods enable raw spatial trajectories to be mapped into a compact feature space of size to address the noise and non-uniform sampling problems.

One of the areas where ML still has some limitations is its ability to include domain knowledge. Domain knowledge can be included into ML models in numerous ways; at the input, within the model structure, or as part of the cost function. There are numerous examples of domain knowledge being used by ML models in this review; one such area is map matching, where the spatial context provided by a map network is used to place constraints upon the model output. One general insight about the ways domain knowledge is included into ML model is that it can be rather ad hoc; more systematic approaches to integrating different knowledge classes would be beneficial. Furthermore, there are still restrictions in the types of knowledge that can be integrated into ML models. As an example, there remains an open question about how symbolic knowledge (i.e. logic programming, production rules) can be effectively represented, aligned and fused with a neural network. The next subsection discusses how this question is currently being considered with neural networks.

## 2.5 Integration of Logic-Based Methods with Probabilistic/ML Methods

In this section, we briefly touch on how ML and logic-based methods can complement each other to solve problems in movement analytics. Generally speaking, ML methods perform best when there is a large volume of data. ML models are intended to learn new features from data and provide insights that are not possible otherwise. In contrast, logic-based models can be built solely based on domain knowledge and without requiring any training data. Expressive logical languages are intended for representing structured data, i.e., objects with their properties and relations among such objects. Logical inference of deductive, inductive or abductive kind allows for deriving inevitable consequences, conjectures and plausible explanations, respectively (Section 2.1).<sup>1</sup>

At the same time, classical logic is often not suitable for modeling situations with significant amounts of data. Classical logic is interpreted under an open-world semantics. As a consequence, the *only* conclusions that can be drawn are those that follow inevitably from a set of given facts. However, in practice, it is often not practicable or impossible to obtain all such required facts.

---

<sup>1</sup>It can be non-obvious whether to apply ML or “logic”. For example, a typical house floor plan places the entrance, living room and kitchen along this path. (This knowledge can be helpful for visual language navigation, see Section 2.5.2.) This fact could be learned from video (real data), from plan drawings (simulation) or be axiomatized in a space-capable logic. Learning house floor plans in a different culture, when nothing is known a priori, could feasibly be done by learning from real world data, or by turning an expert’s advice into logic, but perhaps not easily by simulation.

As a simple example, consider trajectories of items to be moved from  $A$  to  $B$ , e.g., goods in a manufacturing setting. Every trajectory can be “normal” or “abnormal”, e.g., “on time” or “late” in terms of movement time span. With classical logic, one can attempt a formalization for proving that any given trajectory is either normal or abnormal. When there are many trajectories or when knowledge is incomplete, this could be a difficult task. The closed-world assumption ingrained into non-monotonic knowledge representation methods (such as logic programming, cf. Section 2.1.3) enables more compact specification. It enables assuming trajectories are normal *by default*, and only the abnormal ones need to be singled out explicitly by logical proof. (Or the other way around, but usually abnormal ones are expected to be far fewer.) In practice, such axiomatization might still be impossible, too complicated to come up with, or just not needed for the task at hand.

Many ML models are based on statistical analysis of historic data and make it easy to classify trajectories based on relative probabilities (e.g., Bayesian approaches). However, understanding (ab)normal trajectories in a more analytical way might require contextual properties that are difficult to integrate (other than in some ad-hoc way, perhaps). For example, it could be normal for an electric powered vehicle pausing for a long time when at a charging station or at a weekend, otherwise it is abnormal; or relations with other (ab)normal trajectories could be needed (e.g., on school excursions, younger students might be tolerated more “erratic” trajectories as normal compared to elder students or teacher trajectories from  $A$  to  $B$ ). There might also be opportunity to apply optimization: what is an expected best trajectory given a history of abnormal trajectories from  $A$  to  $B$ ?

Such considerations motivate “combining logic with ML” for a best of both worlds result. As for the method of doing that, one could take a logic formalism as a starting point and “add probabilities” to it. This idea goes back to (at least) Nilsson [180]. The main inference problem studied there is determining the probability of an arbitrary query formula  $Q$  given a set of logical formulas  $F_i$  and their probabilities  $P(F_i)$ . The probabilities can be seen as soft constraints on interpretations satisfying these formulas. This is different to probabilistic logic programming, see Section 2.5.1, which assigns probabilities to relational instances given or derived by a probabilistic logic program. One could also start from a probabilistic framework and “add logic” to it. Or, one could try hybrid black-box style combinations. Belle [33] presents an in-depth overview of issues and options around combining logic and learning starting from such high-level considerations.

The recently introduced notion of “Cognitive AI” provides motivation at a more strategic level. Singer [224] discusses capabilities and limitations of deep learning (DL). DL excels in the classification of broad and shallow data (for example, a sequence of words or pixels/voxels in an image) and indexing very large sources (such as Wikipedia) and retrieving answers from the best matching places. Principled limitations are centered around model scalability and missing competencies for abstraction, context, causality, explainability, and intelligible reasoning. He proposes a new phase of “Cognitive AI” to achieve these competencies through the integration of DL with symbolic reasoning and deep knowledge. This will require

reasoning over deep knowledge structures, including facts and deep structures of declarative (know-that), causal (know-why), conditional/contextual (know-when), relational (know-with), and other types of models. (These are capabilities that are well within the scope of “logic”.) He expects significance of this approach in robotics, autonomous transportation, logistics, industrial, and financial systems. Marcus [168] argues in a similar direction to Singer [224].

The Cognitive AI approach could possibly be supported by a high-level workflow with ongoing adjustments based on feedback:

sensors → ML → logic → decisions → actions → sensors.

One could also consider combination architectures for decision making on top of data and experiences learnt over time (perhaps similar to how people do). A suitable ML framework for that could be reinforcement learning.

In the following, we overview some established approaches for combining ML and logic. We need to emphasize, though, that the scope is somewhat confined to techniques that seem useful for movement analysis. Marcus [168] is a good starting point for considerations on combining ML and symbolic reasoning more generally. We will conclude it with an assessment of the current state of the art for application to movement analytics and ideas for future research.

### 2.5.1 Statistical Relational Learning

Statistical Relational Learning (SRL) is a research area that is concerned with domain models that exhibit both uncertainty and complex, relational structure. It utilizes first-order logic, for modeling relational structure, and probabilistic methods, mainly graphical methods such as Bayes networks and Markov networks, for probabilistic inference and learning. What separates SRL from “non-relational” learning algorithms, e.g., decision trees, support vector machines, Bayesian networks, is their ability to take the relationship between the individuals as well as their internal structure into account. As Koller and Friedman [126] explain under the notion of *template models*, SRL supports more complex modeling than is possible with a fixed set of propositional variables. In a temporal setting, for example, one can express general rules for how system state distributions evolve over time, which then can be applied to individuals (e.g., current battery charge as a function of battery capacity and aggregated usage). In a non-temporal setting, they can express general rules or relations that apply to all or certain classes of individuals (minimum battery capacity by vehicle type and mission requirements) or combined. Sometimes these relationships can be discovered automatically (learning) or they can be given as background knowledge for the purpose of informing learning and/or probabilistic inference.

As an early application example, Natarajan et al. [176] used SRL for mining non-obvious statistical dependencies in health record databases for patient risk assessment. Applications of SRL methods for object tracking have been developed by Limketkai et al. [152] and by Nitti et al. [181].

The books by Koller and Friedman [126] and by Raedt et al. [202] are comprehensive introductory texts and overviews (the latter with a focus on probabilistic logic programming) covering SRL languages and semantics, probabilistic inference, and parameter and structural learning.

In the following we briefly summarize some of the main approaches to SRL with relevance to movement analytics.

*Relational Dynamic Bayes Networks* [213] generalize dynamic Bayes networks (see Section 2.2.3) to relational data. Relational properties are to be specified with first-order logic. The formulas are interpreted on probabilistic facts whose distributions are presented in a certain way (first-order probability trees). Vlasselaer et al. [250] express Relational Dynamic Bayes Networks as a probabilistic logic program. They argue for better scaling behavior by exploiting structure.

*Markov Logic Networks* [204] combine Markov networks and first-order logic by attaching probabilities to first-order formulas, similar to Nilsson [180]. An Markov Logic Network program  $L$  is a set of pairs  $L = (F_i, w_i)$  where  $F_i$  is a formula and  $w_i$  is a real number representing its weight. Positive/negative weights increase/decrease probability that the formula holds true in a world. Formulas act as templates, i.e., under a finite Herbrand semantics, thus allowing reduction to Markov Networks. (A Markov network is similar to a Bayesian network in its representation of dependencies, the differences being that Bayesian networks are directed and acyclic, whereas Markov networks are undirected and may be cyclic.) See [79] for a more recent overview article.

*Probabilistic logic programs (PLPs)* are logic programs extended with facilities to express probabilistic facts or conclusions. Roughly speaking, traditional logic programs [128] generally consist of if-then rules and atomic facts. The rules typically contain variables for the elements of the domain of interest. Rules act as templates then. Rule conclusions can be disjunctive, or not, and the conditions can use “default negation” for enabling a closed-world semantics. Facts are statements of unconditional truths. The main reasoning tasks are query answering, akin to database query answering, and model computation. Model computation means to extend the given facts to an interpretation that also satisfies the relations defined by the rules (“model”). These tasks require computationally rather different methods and are typically used for rather different purposes, giving rise to corresponding sub-paradigms.

In PLPs, facts are equipped with probabilities. A PLP then induces a joint distribution over all predicates (relations) according to the (generally accepted) distribution semantics [214]. Reasoning services include computing joint distributions, marginalizing, and query answering (posteriors). Some PLP languages are rather general and can express, e.g., Bayes networks, (hidden) Markov models, and Dynamic Bayes Networks. See also Section 2.2.3 for Dynamic Bayes Networks and their expressivity.

An advanced implementation of PLP is the ProbLog system [71, 80]. Riguzzi and Swift [205] provide an overview over probabilistic logic programming.

In Section 2.5.4 we return to logic programming combined with ML.

*Lifted Inference* [198] is a term that characterizes methods that aim at inference directly at the first-order logic level, rather than through exhaustive instantiation (cf. Markov Logic Networks above, or the “weighted model counting” approach by Gogate and Domingos [97]). The quantifiers of first-order logic enable reasoning with collections of individuals as a whole, which can be much more efficient (and general) than reasoning on the individual level. Riguzzi et al. [206] provide a survey of lifted inference for probabilistic logic programming.

*Learning.* All of the above approaches support “learning” in one way or the other. Parameter learning in context of probabilistic logic programming, for instance, means learning the probabilities attached to facts. This can be done, for instance, with Monte-Carlo simulations and gradient descent optimization.

Structural learning means learning a logic program. The underlying area of inductive logic programming is among the most traditional ones in ML. Muggleton and de Raedt [174] and De Raedt and Kersting [70] provide overviews. It has gained renewed interest in conjunction with knowledge graphs, see below.

Belle [33] provides a brief but in-depth overview of issues and options around combining logic and learning.

## 2.5.2 Knowledge Graphs and Visual Language Navigation

Knowledge graphs are edge-labeled graphs for representing triples subject/predicate/object (cf. “semantic web”). Known for a long time, there is renewed interest for application to mined data sets stemming from, e.g., social networks. Knowledge graphs are typically large, incomplete and noisy. Dealing with these problems by ML has become a vast area by itself. Liu and Tang [155] provide an overview. Zhou et al. [277] cover the more general area of graph neural networks.

One important reasoning task, among others, is link discovery. For example, if  $A$  and  $B$  are known to be co-authors of a certain paper,  $B$  is student, and  $A$  is professor then, with some high probability, one should conclude “ $A$  supervises  $B$ ”. Such rules can be learned, see, e.g., [103, 194].

Chekol and Stuckenschmidt [51] propose Markov logic networks for computing marginal probabilities in large knowledge graphs, the Yago ontology [195]. Bellomarini et al. [34] bring together probabilistic reasoning for knowledge graphs and logic programming. They utilize a certain dialect with attractive computational features (warded Datalog) for bottom-up model computation in a relational database framework (tuple-generating dependencies, Chase algorithm). Their method targets computing probability distributions of interest but does not support learning so far.



Knowledge graphs have become relevant for *visual language navigation (VLN)*. VLN aims to enable embodied agents to navigate in realistic environments using natural language instructions. It requires machine-understanding of video-sensed trajectories on-the-fly as a robot moves along through known or unknown territory. Current research recognizes that background knowledge can be helpful. For example, a typical house plan puts the living room between the entrance and the kitchen; often, printers are located in the office. The approach by Wu et al. [258] utilizes such prior knowledge for landmark-based navigation planning.

Considering VLN research in context of movement analytics may seem far-fetched. However, as said, VLN navigation planning requires (on-the-fly) derivation of semantic trajectories, so that the robot's plan execution can be aligned with its current position, all in symbolic terms. Techniques for that seem well usable for industrial movement analytics in applications with on-board video.

### 2.5.3 Logic and Deep Learning

Logic can be a helpful mechanism to capture domain knowledge in deep learning architectures. Dash et al. [68] distinguishes several ways to integrate such knowledge: Introducing background knowledge into deep network (a) by transforming data; (b) by transforming the loss function  $L$ ; and (c) by transforming the model (structure and parameter). The following are some examples of these different categories.

Wan and Song [251] falls in category (a) and present an approach to add a set of auxiliary inputs to help interpret the outcome of a neural network. Input data is passed through a neural network to generate the auxiliary inputs to the next network. The number of outcomes is incremented by one to cater for a conflict class. Logic can be used instead of the first network to generate the auxiliary inputs. Al-Shedivat et al. [3] devised a method for classification dependent on context and falls in category (a). The main point is to provide explainability to a human user. The method integrates a context-encoder as the front-end to neural networks. The context encoder is supposed to produce human-understandable classification. The example given in the paper classifies a household as "rich" or "not rich" dependent on location context, the household location determined by satellite image.

Hu et al. [116] falls in category (b) and present an approach to integrate logic and ML. Two networks are trained in parallel—a teacher network and a student network. The student network learns from the data but the loss function is guided by the teacher network. The teacher network is constrained by the logic-based domain knowledge and the loss goes up if domain constraints are not satisfied. This way the student network is indirectly influenced by the domain knowledge based constraints expressed as logical expressions.

Li and Srikumar [145] falls in category (c) and present an approach to add extra layers of logic neurons in an existing structure of neural network. The inputs and outputs of such neurons approximate binary propositional logic functions. To make the functions differentiable, a T-norm representation of the logic gates is presented. The paper is achieving better results on a number of ML problems. Shi et al. [223] also falls in



category (c) and present an approach to represent logical expressions as neural networks. The method itself is not an integration of logic with ML. However, the logic expression structures proposed in the paper can be used as part of constructing logic driven neural networks.

### 2.5.4 Logic Programming and Machine Learning

While inductive learning and parameter learning is not something new for (probabilistic) logic programming (Sections 2.1.3 and 2.5.1), there are more crossover areas, some rather recent.

In one area, Datalog is used as a specification language to express ML applications [44, 149, 253]. Bu et al. [44] put it concisely and observe that training ML architectures builds on a core set of capabilities for *search*, *iterative refinement* and *graph computation* on big data sets. The common theme behind the cited papers then is a proposal for Datalog (or a related language) as a declarative alternative to traditional imperative programming for realizing these capabilities. The main motivation is simplicity and conciseness without losing efficiency.

Another area could be called “Deep Logic Programming”. This term is meant to subsume hybrid methods that integrate logic programming with neural networks with “many” layers. In contrast to the first area, logic is used this time for capturing domain properties, not for algorithm development. To date, there are only a few developments in this direction.

Mei et al. [170] address the problem of how to predict future events from patterns of past events, which is difficult when the set of possible event types is large (risk of overfitting). For example, a pattern of people traveling between cities does in general not depend on event types like soccer goals and wheat sale. In their hybrid approach, a domain expert writes down the rules of a logic program that tracks the possible *relevant* event types and other Boolean facts over time. This logic program is then used to automatically construct a deep recurrent neural architecture for every pattern derivable from facts and rules (every derived fact provides a new layer). This neural network can be trained by backpropagation to recognize event types having happened and predict the next event. In terms of the movement example above, it can learn a neural probabilistic model of object movements while relying on a discrete symbolic deductive database to cheaply and accurately record what is where.

Manhaeve et al. [166] develop DeepProbLog, an extension of ProbLog (Section 2.5.1) that integrates Probabilistic Logic Programming with deep learning. In ProbLog, the probabilities of all random choices are explicitly specified as part of probabilistic facts. DeepProbLog generalizes ProbLog’s facts to “neural predicates” whose probabilities are parameterized by neural networks. In this regard, DeepProbLog is loosely related to the Mei et al. [170] approach (which however, is not based on *probabilistic* logic). The neural network represents a classifier for the probability of a derived fact being true. A good example for illustration is character

recognition, where neural predicates associate probabilistically hand-written characters with their actual symbolic interpretation. DeepProbLog supports probabilistic inference and various learning schemes.

### **Summary: Integration of Symbolic/Logical Methods with Probabilistic/ML Methods**

*Logic Programming and Probabilistic Methods.* Existing research in SRL (Section 2.5.1) already has a lot to offer: representing structures of objects and their relations, native support of time (e.g., dynamic Bayes networks), probabilistic reasoning and parameter/structure learning. However, it is not obvious if the existing methods offer all needed reasoning services for spatio-temporal applications. It is also not obvious if the first-order language fragment they offer for specifying background knowledge is expressive enough. Integrating numerical domains or other background theories is a topic that received considerable attention in automated reasoning in first-order logic, and we see scope for making SRL language more expressive. These could be done via natively integration or in a modular way by combining SRL methods with classical logic or related methods on spatio-temporal reasoning. Given the rich state of the art in this area (cf. Section 2.1) such combinations could be worthwhile to explore. Probabilistic logic programming appears to be an appropriate framework for that.

Research in this direction seems to gain momentum. In Section 2.5.4 we reviewed two hybrid logic programming and neural network combinations which do support learning. The mentioned papers by Mei et al. [170] and by Manhaeve et al. [166] address the challenge of making neural networks classification less brittle by adding logical domain knowledge to the picture. These approaches look very appealing for movement analysis, e.g., for robust classification of movement patterns.

The LARS [31] system mentioned in Section 2.1.4 technically is a logic programming system with dedicated support for time-windows based reasoning on data streams. The LARS language has recently been extended by *weights* attached to its formulas (rules) [85]. Weights can be given a probabilistic interpretation similar to Markov Logic Networks, see Section 2.5.1. The extended LARS language also generalizes the ProbLog probabilistic logic programming language, see again 2.5.1 (but not its “learning” aspects). Interestingly, Ferreira et al. [87] recently utilized deep learning architectures for time-series analysis to efficiently approximate LARS inferencing. Research on those aspects currently seems to be focused more on fundamental results and first implementations.

The most integrated approach we are aware of is by Katzouris et al. [123]. They implemented an answer-set logic programming system that is capable of combining temporal reasoning via the event calculus under uncertainty via probabilistic logical inference, with online structure and parameter learning. The intended application area is stream processing (Section 2.1.4). The approach has been tested on large ship movement data and is capable of *learning* rules for anomaly detection in trajectories.

PLP rules of the form “if  $\phi$  then  $y$  holds with probability  $p$ ” represent conditional probabilities  $P(y | \phi) = p$  (but are more general). In a Bayes model, the joint probabilities of generative models are computed from conditional probability tables. In the simpler cases, a non-probabilistic logic programming rule “if  $\phi$  then  $y$ ” can be taken as a PLP rule with probability  $p = 1$ . The answer-set model (Section 2.1.3) then contains a joint probability query if and only if the query probability is 1. These considerations suggests a bridge from knowledge-representation practice and experience to the probabilistic case. It might be worth exploring for movement analytics.

On the more speculative side is a connection between movement analysis and graph formalisms. As observed in Section 2.5.2, research in visual language navigation recognizes the importance of background knowledge for robot navigation tasks and is exploring knowledge graphs for that. This opens opportunities to exploit knowledge graphs technology as a tool for mining semantic trajectories from video.

*Deep Learning.* “Integration of Machine Learning with Symbolic AI” is a popular even if not a very precise term. Industry has promoted a similarly vague the term “Contextual AI” as an overarching term for the next “third” phase of AI [131]. Contextual AI is advertised as the integration of the two major earlier phases, classical AI (rule-based, logical reasoning) and statistical AI (machine learning). One of the aims of contextual AI is to add *explainability* to ML. In image classification, for example, an ML-recognized “cat” could be augmented by explanations like “has fur”, “has whiskers”, etc. Few academic papers seem to explicitly mention the term “contextual AI”, though.

To achieve these objectives, the technical backbone on the ML side is commonly understood as neural networks equipped with deep learning. Indeed, this is a hot topic, see Section 2.5.3 for some recent work. Our assessment from these works is as follows.

The maturity of the current state of the art depends on the architecture of the integration. Hierarchical methods with a clear-cut interface are easier to achieve both theoretically and for practical applications. Much harder is the tight integration of logical inference as an integral part of the neural network architecture. For example, approaches based on dedicating neurons for representing propositional Boolean functions work only under rather strong assumptions and seem to have limited applicability.

In summary, we assess that integrating first order logic as part of the deep learning framework for incorporating domain knowledge is still an emerging area as a whole, and not widely explored for movement analytics at all.

## 2.6 Constraint Optimization

Constraint optimization for manufacturing is about formalizing the real-world problem as a set of constraints and decision variables forming the model, and solving

this model by optimizing an objective function (or multiple objective functions), so that all constraints are satisfied in the model. For example, a classical problem is the production scheduling, in which a schedule is sought that minimizes the project end by deciding the job-process order on each machine. Constraint optimization is an established research field with the notable sub-fields Operations Research, Constraint Programming, and Mixed-Integer Programming and has attracted much research in the modern area. Due to that there is a plethora literature about different optimization techniques and solution methods for various manufacturing problems. We refer the keen reader to these surveys and books as a starting point (see, e.g., Baptiste et al. [23], Schwindt and Zimmermann [219, 220], Ouelhadj and Petrovic [184], Liu et al. [154], Wari and Zhu [255]).

The remainder of this sub-section focuses on optimization aspects related to big data and movement analytics. We note that to best of our knowledge constraint optimization is used as a “consumer” of data from big data and movement analytics rather than a “producer” or an “enhancer” of such data.

### 2.6.1 Production Scheduling

The majority of the problems in production scheduling are on the tactical and operational level. The former one is concerned with generating a “baseline” or “master” schedule before the start of production and the latter one to react to unfolding events, e.g., machine failures, resource unavailabilities, delays, and new orders, during the production. As Ovacik and Uzsoy [185, 186] point out, one of the main issues for optimization is the lack of accurate information, e.g., the length of the processing times, which results in uncertainty in a solution. In order to decrease the uncertainty on both levels, recorded real-time information, which can come from, e.g., sensors, scanners, bar-codes, and computer terminals, is used to improve estimated values of some data, e.g., worker performances and job processing times [63]. These improved data are then fed to the standard solution approach for project scheduling.

On the operational level, the real-time information is digested in a timely manner and fed into a framework, which decides what action to take or not. Cowling and Johansson [63] developed a general framework, in which *events* (i.e., the arrival of new real-time data) are put through a four-stage process: *detection* (via, e.g., sensors, scanners, bar-codes, and computer terminals), *classification* (classifies the event and decides whether the event is handled automatically or manually), *identification* (regular or not, and reasons), and *diagnosis* (decides whether to take no action or perform a limited repair or reschedule from scratch). Constraint optimization is especially important for the last stage, for which an optimal action strategy is seek, and the repair and the reschedule are optimization problems. In general, the action strategy is based on quantitative measures of utility (i.e., the improvement in “baseline”/“master” scheduling objectives due to schedule revision) and stability measurement (i.e., the disruption caused by schedule revision). Ouelhadj and Petrovic [184] presented a review of the optimization techniques used for real-time optimization using the data analysis (movement and disruptions) in the manufacturing space. Moreover, Dobler et al. [77] has combined big data with optimization for optimizing job assignment

by comparing the static optimization against a real-time situational awareness digital avatar where real-time situational awareness will inform about events such as, e.g., disruptions, machine failures.

## 2.6.2 Factory Layout

The factory layout problem concerns the spatial positioning of work stations, machines, tools, and/or functional areas in order to increase the efficiency of the production flow while respecting the application specific constraints, e.g., building boundaries and pathway dimensions. There is a significant amount work on optimizing the layout by simulation of production schedules on a virtual digital factory environment on simulated data (see, e.g., Centobelli et al. [49], Lee et al. [135], Kanduč and Rodič [121], Herr et al. [114]), which can be partly based on real-time data and/or movement analytics on the current factory setup. Different objectives or combination of have been studied, e.g., minimum travel time/distance (see, e.g., Dzeng et al. [84], Kanduč and Rodič [121], Herr et al. [114]) and minimum production lead time (see, e.g., Centobelli et al. [49]).

For instance, Dzeng et al. [84] use movement analytics for allocation of functional space in a facility while minimizing the travel distance required by the worker during their daily activities and incorporating preference of space sizes. For movement analytics, the worker's movement are tracked through the facility using RFID technology. Then the tracking data is mined to determine movement patterns and the relation values between functions. This information is fed into an optimization algorithm, here a genetic algorithm, to solve the problem at hand.

There is also other related work on factory layout that focus on building construction in general using movement analytics. Duan and Cao [83] review how RFID technology can be used to integrate the movement analysis for better tracking and hence making efficient decisions in construction related and other decisions at different stages of the life cycle of a building. While they focused on the use of RFID technology, Li et al. [142] reviewed all the use of different real-time locating systems developed in construction sector to identify and track the location of an object in both indoor and outdoor environments and support the decision making. Du et al. [81] has also presented the review of how movement data can be used in the construction of building and deciding optimal layout. However, their study focused on the work done in optimizing the energy consumption.

### Summary: Constraint optimization

Constraint optimization is a consumer of curated data from big data and movement analytics to make better decisions in production scheduling and factory layout problems. The curated data can provide following things or combination of as an input for optimization methods:

- more realistic value estimation, e.g., job processing times,
- real-time information about values and disruptions for rescheduling and/or repairing a schedule in action, and

- discovery of work patterns, e.g., worker's movement patterns between different functional spaces.

Since the optimization methods are the consumer of such information, standard optimization techniques can be applied on it.

For instance, a worker requires a tool to process a job, but always has to leave their work area to obtain it, which significantly contributes to the processing time. By tracking the movement of the worker and what job they process, movement analytics can identify that the worker always leaves their work area for some time when processing this particular job. This knowledge can be used to, e.g., a permanent placement of the tool at the work area or nearby to decrease the processing time of the job, or a creation of a new job for the retrieval of the tool preceding the actual processing job to reflect the reality better.

Movement analytics along optimization has been applied for better path planning of unmanned vehicles to avoid obstacle collisions and to minimize path times and turns (see Yang et al. [263], Lutz et al. [161]) in the transportation area. These developed methods for transportation are also applicable in manufacturing under the assumption of a fixed factory layout, when transportation of raw material, intermediate, and final products through and around a factory are critical of the operation of the factory.

An interesting area is to explore architectures for combined ML, logic and constraint optimization techniques. For instance, logic programming could be tried to bridge a semantic gap between ML methods for, e.g., trajectory segmentation and classification on the one hand, and constraint optimization on the other hand.

## 3 Applications of Movement Analytics

In this section, we review research-intense applications of movement analytics in a manufacturing context. We focus on approaches that are based on positioning data, but we briefly touch on non-positioning data as well (Section 3.6).

Position data-based production tracking has the potential for optimizing production processes in manufacturing. We focus on domain specific applications or case studies considered, models applied, trajectory data representation and cleaning process, and data sets used (if any). In contrast, the subsequent Section 4.1 looks at applications from a more industrial perspective.

Table 3 presents a list of prominent research papers in the literature, categorized according to their applications.

### 3.1 Workflow Evaluation

Workflow evaluation refers to characterization of dynamic production systems by computing process-related metrics or Key Performance Indicators (KPIs) for implementing situation-aware production control [107]. In the era of cyber-physical

Application	Ref paper	Approach	Model	Data processing
Workflow evaluation	[12]	Key Performance Indicators (KPIs) computation		Layout based trajectory mapping
	[107]	KPIs computation		Trajectory smoothing using S-G filter, and layout based trajectory mapping
	[211]	Clustering & KPIs computation	k-means	
Collision avoidance, human-robot collaboration	[163]	Trajectory prediction	LR	
	[54]	Trajectory prediction & plan recognition	LSTM networks, Bayes rule	
	[269]	Trajectory prediction	LSTM networks	
	[254]	Trajectory prediction	k-NN	Access points based trajectory mapping
Frequent path or trajectory patterns	[45]	Data mining	Apriori algorithm	Trajectory mapping using data cubes
	[43]	Data mining	Apriori algorithm	
	[156]	Analytical		Raw trajectory to binary trajectory using Chebyshev's inequality
Indoor space modeling	[111]	Clustering	GDBSCAN [212]	Trajectory segmentation using TRACLUS [133]
Event detection	[88]	Analytical	DBSCAN	
	[234]	Big data analytics	RF	Data cleaning based on DBSCAN
Others	[235]	Big data analytics	NNs	
	[270]	Big data analytics	k-means, association rule mining	
	[118]	Big data analytics	Rapid-Miner	
	[274]	Clustering & prediction	SVM, DT	

**Table 1** A list of prominent studies that consider different manufacturing applications

environments, state-of-the-art tracking systems monitor, evaluate and control production in smarter ways than ever before. Arkan and Van Landeghem [12] utilize spatio-temporal data collected by applying Real Time Locating System (RTLS) from a multi-item production system with the aim of improving work-in-process (WIP) visibility within manufacturing. Specifically, they focus on assessing the performance of a semi-automated shop floor for producing passenger car plastic bumpers and spoilers for a manufacturing company. They first applied a filtering method to exclude redundant RTLS data instances from the trajectories of objects/items moving between workstations. The filtering method divides the floor into a set of zones and for each product only keeps data instances when it enters or exits a zone. This helps to significantly reduce the size of trajectories and saves time during analysis, since the multiple data instances when waiting in a zone for a while are ignored. The cleaned trajectories are then used to compute a set of KPIs: cycle time, cycle speed, production time, defect reject ratio, work space utilization, for evaluating the workflow performance. These KPIs are then analyzed to redesign the floor with a simulation tool.

To develop novel analytics solutions for improving production control and management process, the correct use of RTLS data is of utmost importance. Consequently, Gyulai et al. [107] present a spatial processing method to clean trajectory data for the purpose of computing different KPIs (similar to [12]) to evaluate the performance of production systems. The method applies a discrete event simulator model using Siemens Tecnomatix Plant simulation to create a test bed reflecting the operation of an assembly system consisting of four lines each with fifteen workstations. The simulated trajectory data are cleaned in two stages: noise filtration and mapping trajectories to production route. Firstly, a Savitzky-Golay filter has been applied to spatial data to remove the noise and increase the precision of the data without distorting the signal tendency. Secondly, smoothed data is mapped onto one of the production routes and further corrected using a probabilistic correction method.

RÁCZ-SZABÓ et al. [211] study the feasibility of RTLS to support different applications in manufacturing including production control, quality control, safety, and efficiency monitoring, etc. They present a case study of using RTLS data from an automotive company to: i) identify the bottlenecks in defined production zones, ii) measure the cycle time deviation at the workstations. They also provide a guideline for implementing RTLS based tracking systems for the above mentioned applications. As such, they systematically explain the data cleaning and analysis method involved as part of the workflow. To identify the bottlenecks (in terms of temporary storage or unplanned workstations in the production process), they cluster the trajectory data by applying the k-means algorithm. The cycle time of workstations is measured based on classified zone data that are visualized later to provide real-time information on the status of the production process.

### 3.2 Collision Avoidance

In a dynamic manufacturing environment, different objects such as human workers, robots, and Automated Guided Vehicles (AGV) often work side-by-side. The collaborations among different objects contribute to improve the flexibility and intelligence of automation. To facilitate a safe and effective working environment, it is necessary to predict the future whereabouts of a large number of users in indoor spaces. However, the movement patterns of these objects are stochastic and time-varying in nature. As such, it is quite challenging for the objects to efficiently and accurately identify task plans of others and respond in a safe manner. LÖCKLIN et al. [163] considers the task of predicting future positions of human workers with the aid of RTLS data, which can be considered as the general problem of trajectory prediction. Motivated by the law of momentum, they present a method which assumes that the workers cannot change their speed and direction infinitely fast. Consequently, they apply least square fitting of a second-degree polynomial function to compute the future speed  $V_{t+1}$  of the workers using a number of past positions  $L_{history}$ . The current positions data ( $P_t$ ) and estimated future speed ( $V_{t+1}$ ) are then used to compute the future position ( $P_{t+1}$ ) at next time step as shown in Eq. 1

$$P_{t+1} = V_{t+1} \cdot t + P_t \quad (1)$$



Moreover, to enable human-robot collaboration, the robots require various capabilities ranging from fundamental skills such as activity recognition of human co-workers to high level skills including reasoning about intentions and collaboration in a shared space. Cheng et al. [54] develop a unified framework for safe and effective collaboration between agents (human and robots). The framework consists of two main components: human trajectory prediction and plan recognition. Human trajectory prediction aims to predict continuous movement of human activities for safe robot trajectory planning. On the other hand, plan recognition is to infer the correct plan in the human's mind to help adapt their actions to the human's work plan. LSTM recurrent networks have been used to model the dynamics and dependencies in sequential movement data and consequently predict the human's next activity. The inputs to the LSTM networks include wrist positions and velocities of selected key points of human fingers. Given the classified motion labels and a history of human pose, the potential plans of human workers have been inferred based on Bayesian inference methods.

Zhang et al. [269] also present a deep learning method to predict the future motion trajectory of human operators in a human-robot collaborative car engine assembly task. The method uses the visual observations of human actions (in terms of  $x$ ,  $y$ ,  $z$  coordinates of five parts and four coordination units from the human body) as inputs to the LSTM model which predicts the next move of a human operator to enable a robot's action planning and execution. The applied LSTM model includes two types of functional units into the recurrent structure to parse the evolutionary motion pattern of human body parts as well as their coordination for improved prediction accuracy. To reduce the uncertainty-induced robot mis-trigger and enhance the reliability in interpreting the human motion, they also apply a probabilistic inference based on Monte-Carlo dropout. Additionally, Wang et al. [254] develop a similarity based model for location prediction by incorporating both spatial and semantics aspects in the indoor scenario. They represent the trajectory data by the sequence of (access point, time) pairs where each access point is represented by a unique ID and sub-category of regions it covers. The developed model applies k-nearest neighbors to find a trajectory ( $T_s$ ) from the database that is most similar to a given trajectory  $T_y$  based on a distance metric and then predict the next location of  $T_y$  from  $T_s$ . The main novelty lies in the formulation of a distance metric that considers both spatial and contextual/semantic distance computed based on longest common subsequences and dynamic time warping, respectively. The method is evaluated using a large trajectory data set: 67 access points, 200 defined regions, 34 sub-regions and 261,369 trajectories. Evaluation shows its superior performance over the hidden Markov model (HMM) model.

### 3.3 Frequent Path or Trajectory Patterns

In recent years, ML and data mining based analytic approaches have been used for mining common and frequent patterns from trajectory data collected from manufacturing objects as a collaborative community. *Frequent path* or *trajectory patterns* mining refers to finding groups of trajectories, considering their spatial or temporal

similarity or both, for the purpose of traceability and transparency of production process, and to enable control and management of work in process (WIP). It also can help to task scheduling and detect abnormal condition during production planning and execution process.

Cai et al. [45] develop a spatio-temporal data model for monitoring IoT enabled production systems by mining frequent trajectory patterns of WIP. The data model first maps physical trajectories of WIP into logical trajectories by utilizing the concept of multi-modal data cubes that consider both spatial and temporal data characteristics to describe the changing states of WIP throughout the manufacturing process. The logical trajectories expressed in terms of sequence of data cubes can better represent the logical features of the manufacturing systems. They also present a method, called a *process-based* method with a priori detection (PMP), for mining logical frequent trajectory patterns, i.e., identifying groups of trajectories according to their similarity either in the temporal or spatial sense. The proposed PMP method combines the principle of the Apriori algorithm and depth first search to find the frequent nodes and subsequently identify the frequent logical trajectory patterns. The performance of the PMP method has been evaluated using both a synthetic data and real data set collected from a manufacturing workshop in China. Evaluation shows that PMP outperforms depth-first search, graph based mining, modified Apriori methods in terms of both accuracy and execution time.

Bu [43] develops a framework describing: i) the possible applications of RFID technology for tracking objects (materials, robots) during the production process; and ii) a method for mining frequent path patterns from massive amount of tracking data. The applied data mining method basically applies the Apriori algorithm to correlate event time with trajectory data in order to identify the most frequent path patterns during both off-time and peak-time. The frequent path patterns could be useful for different purposes: readjusting material flow paths, dispatch plans of AGV robots or increasing working efficiency. Liu et al. [156] study the application of stationary RFID tags for activity monitoring and present an analytical method for mining frequent trajectories of regular activities. In contrast to the traditional RFID based localization methods, the developed object localization method uses the interference on the stationary RF tag signals caused by the activities to detect the activities themselves or unauthorized objects. To identify the interference caused by moving objects, Chebyshev's inequality is used on the sensitivity of the tags. This helps to map the raw RFID signal into binary time series indicating whether interference is identified at different periods. The mapped binary time series data is later used to mine the frequent trajectory patterns of regular activities and identify movement of anomalous objects. They also present an empirical evaluation of the frequent trajectory mining algorithm using a real data set under different scenarios: single activity, group activities, busy activities, etc. Evaluation shows that the algorithm is fault tolerant and can detect frequent trajectories well given the activities are not very complicated in space.

### 3.4 Indoor Space Modeling and Event Detection

Optimal utilization and customization of indoor spaces (such as shop floor, production floor, etc) are crucial for mass production, efficient utilization of resources, and reducing cycle time in manufacturing. Traditionally, qualitative methodologies such as long term observations, and interviews and questionnaire based surveys are applied to design and understand the use of indoor spaces. However, the massive volume of RTLS data collected can help to track geo-spatial patterns of users and interactions among them in indoor spaces in a timely and more efficient manner.

Han et al. [111] aim to quantify the distribution of indoor space utilization patterns over time and predict the future regions of interest. Specifically, they develop a trajectory clustering method to model the indoor space utilization by considering common trajectory movement patterns from multiple users. They apply a partition-and-group approach for identifying and grouping sub-trajectories from a trajectory database. From each trajectory, they first identify a set of characteristics points by applying a method called TRACCLUS [133] which uses the Minimum Description Length (MDL) principle and subsequently partitions the trajectory into a set of line segments by joining those points. The segments represent the intra-trajectory movement patterns. The segments from all trajectories are then grouped into a set of clusters based on a density based clustering algorithm for spatial data (GDBSCAN [212]). The clustering results help with recognizing the regions that are expected to be utilized heavily and visualize the evolution of utilization over time for the better design of indoor spaces in the future. The method has been evaluated using a case study at the College of Engineering, Penn State. The case study considers modelling of indoor space utilization characteristic using the trajectory data set collected from a student-oriented learning and design facility and subsequently optimising the over/underutilized regions of the design space by quantifying the interactions between users and objects.

Flossdorf et al. [88] consider the task of event detection from the trajectory data of objects moving in a production floor at a manufacturing company. Specifically, they aim to identify whether incoming location signals emitted by sensors attached to the smart objects refer to actual movement event (AME) or undesired awakening event (UAE). For this classification task, it presents two different unsupervised algorithms. The first algorithm relies on the principle of DBSCAN clustering method. For each event, it observes the position information of the past  $k$  events and determines the maximal distance which exists to one of those. An event is then classified as AME if the maximum distanced from past  $k$  events is higher than a predefined threshold  $r$ . The second algorithm considers a time-based criterion. For each event, the passed time between its occurrence and the occurrence of the event which was the  $k^{\text{th}}$ -last observation is calculated. If this time difference is below a certain threshold  $b$ , the point is labeled as AME. The parameters ( $k$  and  $r$  for first algorithm, and  $k$  and  $b$  for second one) are determined based on visual analysis of their distributions. The effectiveness of both algorithms has been evaluated using a real data set consists of  $(x, y, z)$  coordinates of 401 sensors attached with manufacturing objects for two

months, with 3.5 million positions in total. Although the results show that both algorithms achieve similar classification accuracy, the former one performs better in the presence of noise in data.

### 3.5 Non-Trajectory Based Data

The applications of IoT have led to a data-rich manufacturing environment. This is having a positive impact on decision making and monitoring. However, the data generated by IoT enabled smart objects is unstructured, and expected to grow exponentially. Additionally, manufacturing data obtained from such smart objects or sensors does not characterize movement or trajectories in many cases (e.g. [234, 235], [270]). Below we review the prominent studies utilizing non-trajectory based data.

Big data analytics have great potential for processing massive volumes of manufacturing data and developing applications for (but not limited to) fault detection, quality prediction and defect classification. Syafrudin et al. [234] present a system for monitoring the production line of automotive manufacturing by combining IoT enabled sensors, big data processing, and a ML based fault detection model. The system first utilizes IoT based sensors to collect the real-time temperature, humidity, accelerometer, and gyroscope data from an automotive production line. The unstructured and large volume of data relating to manufacturing process is then stored and processed using big data technologies that include Apache Kafka, Apache Storm, and MondoDB. Subsequently, it applies a hybrid ML model utilizing the concept of both supervised and unsupervised learning. Specifically, the hybrid ML model employs DBSCAN clustering to identify noise in the data and a random forest algorithm for identifying anomalous activity or fault detection in the manufacturing process given the current sensor data from the production line. The proposed system has been evaluated using a real data set from an automotive company in Korea. Experimental results indicate that the presented system is scalable and efficient to process the large volume of sensor data, and reduces both CPU and memory utilization. The fault detection system is evaluated using 342 instances, each consists of eight features. Results showed that random forest can detect fault/anomalous activities with better accuracy compared to the other models tested that include naïve Bayes, logistic regression, and neural networks (NNs).

In a similar study, Tao et al. [235] discuss the role of big data analytics at different stages of the data life cycle such as data collection, transmission, storage, pre-processing, filtering, analysis, mining, visualization, and applications in supporting smart manufacturing. They also presented a case study focusing on fault diagnosis and prediction by applying NNs utilizing vibration data of machines as inputs. Zhang et al. [270] also proposed a big data analytics framework for optimization and management of product life cycle. Their framework includes four components: data sensing and acquisition, data processing and storage, data mining, and applications for product life cycle management. The most important data mining module is designed to discover the hidden patterns and knowledge from historical and real-time data by utilizing clustering techniques and association rule mining.

Moreover, real-time scheduling and revised-scheduling of the shop floor is one of the key factors for quality control and fast delivery of products in modern manufacturing industry. Flexible and adaptable scheduling enables rearrangement of tasks should there be any unexpected events or faults. Ji and Wang [118] propose a big data analytics based approach for predicting errors or potential faults of planned tasks or WIP to support shop floor scheduling. They represent the planned tasks and WIP using a set of data attributes and compare them with the fault patterns mined from shop floor database. Based on this, they compute the similarity or difference relative to the mined fault patterns and provide a reference for potential faults that include machining errors, machine faults, and maintenance states ahead of machining task and before actual faults during machining. To minimize database query time, they used RapidMiner<sup>2</sup>, an integrated open source software platform which supports data processing, ML, deep learning, text mining, and predictive analytics. Zhong et al. [274] consider computing standard operation times and discovering unknown dispatching rules from shop floor data for advanced production planning and scheduling under different operational conditions. They develop a data mining method which involves clustering of shop floor data using support vector machines. The clustered data is then used to estimate standard operation times and mine job dispatching rules based on a decision tree model.

### 3.6 Non-Position Based Movement Data

In the sections above, we emphasized the usage of positioning data. However, movement can be captured by *non*-positioning data as well, e.g., by accelerometers. Miniaturized versions of accelerometers, gyroscopes and magnetometers are commonly packaged as wearable sensors to capture movement patterns in human and animals. These sensors generate signals that characterize different movement patterns. Note that these sensors do not generate location data. In some outdoor scenarios, GPS devices are included as part of the wearable sensor pack to provide location data, but accelerometers, gyroscopes and magnetometers do not themselves generate any position information.

Stetter [230] summaries a good number of applications of such sensors in human space for strategic decision making. These sensors are are commonly used for:

- Common daily activity, exercise levels
- Biomechanical parameters (e.g., bends)
- Understanding injury risks [9]
- Sport performance diagnosis
- Clinical human movement analytics
- Movement abnormalities or identifying changes due to orthopedic or physiotherapeutic interventions

---

<sup>2</sup><https://rapidminer.com/>

## 42 CONTENTS

- Gait analysis
- Patient healing progress
- Ambulatory monitoring methods for applications to neurological disorders
- Measuring worker productivity: (e.g., fruit picker efficiency) [65]

The accelerometer sensors are also used to understand movement patterns in animals. Following are some common applications of such sensors in the livestock industry:

- Behavior analysis (e.g. walking, lying, standing etc. in animals) [203]
- Health monitoring (e.g. birthing events, estrus etc. in animals) [222][227]
- Understanding group behavior (e.g. animal group foraging)

Notice that positioning-based and non-positioning based analytics are not disjoint dimensions. For instance, one can consider combining position data with first derivative (velocity) and second derivative (acceleration) to characterize or enhance position based trajectories.

### Summary: Analytics on position based movement data

The above review suggests that several approaches have been investigated in the literature for efficiency monitoring, production control, safety and collaboration. Most of the reviewed studies consider using standard ML or data mining methods with only a few exceptions: for example, [12, 107] compute KPIs for evaluating workflow efficiency from operational data without ML involvement, and [156] presents an analytical method for processing raw trajectory data. However, the literature supporting the utilization of RTLS data based on ML is too shallow – there are few studies available and the applied ML techniques are simplistic. The applied traditional ML models have limitations to fit the specific characteristics of position-based data such as the presence of dependencies among measurements induced by the spatial and temporal dimensions. For example, standard classification models (e.g. random forests, neural networks, decision trees) cannot characterize the non-uniform and sequential patterns commonly associated with trajectory data, and classical k-means algorithm does not consider the spatio-temporal relation while grouping the trajectories into different clusters. Thus, advanced and specialized models can be appropriate choice to develop applications utilizing RTLS data. These include sequence-to-sequence models that require to predict an output sequence (e.g. complete future trajectories of objects moving in a dynamic environment), and TCNN for classification of trajectories by considering similarities among them both in temporal and spatial senses.

Different application possibilities exist in manufacturing using RTLS data. Taking the knowledge from extensive studies in other domains, the literature can be extended by utilizing RTLS data in manufacturing by following ways:

- i **Anomaly detection:** Anomaly (also known as outlier) identification approaches are an active area of research across domains and involve the usage of data

in various formats including sequence or trajectory data. Anomaly identification also can be studied either in the context of individual outliers or collective outliers. Most of the existing approaches solely focus on identification of simple basic outliers [32]. However, outliers in manufacturing data are likely to exist in a group when there is a group of objects (e.g., workers, robots, or other smart objects) that deviates from the anticipated and usual trajectory in a given time due to bottlenecks in the production systems. Moreover, defining the abnormality of movement behavior and detecting anomalies from complex and large trajectories is an inefficient approach since the models can be overloaded with the dramatic increase of trajectory streams generated by multiple interacting objects. Hence, features reflecting the spatial, sequential, and behavioral characteristics of the objects can be identified from the long trajectory streams and used with the ML models as an efficient alternative (e.g. [138, 267]).

- ii **Trajectory prediction:** In the context of manufacturing, trajectory prediction has considered predicting only next position of workers or objects [163]. However, prediction of a complete route or trajectory from a set of past position sequences could be more useful to plan and monitor the WIP, collision avoidance, and enhance collaborations among workers and/or smart objects.
- iii **Trajectory clustering:** Clustering is a widely used method for discovering interesting or unexpected patterns in trajectory data. Previous studies on trajectory clustering apply different algorithms that compare and group trajectories as a whole [133]. However, in reality each trajectory may have a long and complicated path and moving objects move rarely together for entire path. Besides, common sub-trajectories is also useful in many manufacturing applications, especially when there are regions of special interest for analysis [133, 252]. Hence, approaches that partition each trajectory into characteristic segments and then group the segments of all trajectories can help to better discover common patterns from a trajectory data set.
- iv **Trajectory representation:** Trajectory data is expected to be large since RTLS record the positions in very short intervals of time and real-time processing of such data sets is quite challenging. Hence, existing studies consider dimensionality reduction of trajectories by mapping raw trajectory data onto a layout (which is known beforehand) based representation (e.g., [12, 107]), or using grid based indexing of trajectory data (e.g. [75]). Although this mapping process is easy to implement, it is not feasible to apply if the exact layout is not available. This problem can be addressed in two ways. Firstly, by representing and extracting features from trajectories by the use of generative models where the behavior of the each trajectory has been approximated by a parametric model [18]. The learned parameters or features can then be used as succinct representations of the trajectories. Secondly, mapping trajectories based on the distance to a set of landmarks points chosen arbitrarily or placed randomly to cover a domain of focus [196]. New distance measures that easily and interpretably map objects can be computed based on how they interact with the set of landmarks. These distance measures subsequently can be used effortlessly with



well established ML models for trajectory classification, anomaly detection, clustering, etc. Alternative methods can also be explored for trajectory representation that include semantic mapping based on classical logic and knowledge representation techniques.

## 4 Industrial Applications, Commercial Systems and Digital Twins

In the previous section we took a broad view on movement analytics applications for collision avoidance, finding trajectory patterns, event detection, workflow evaluation, and health, among others. We viewed these from a technology angle, in particular the ML approaches underlying most of them.

In this section, we take a different viewpoint from the end-user perspective: what are the industrial real-world applications that are currently supported by movement data analytics, and to what benefit (Section 4.1), and what are the available commercial systems (Section 4.2)? Finally, we investigate on the opportunity to employ digital twin technology (Section 4.3).

### 4.1 Industrial Applications

Table 2 lists industrial applications in maritime industries [262, 82], transportation [2, 13, 10, 171, 199, 16], autonomous vehicles [263, 228], health [2, 178, 10], behavior analysis [199, 16], manufacturing [216, 10, 77] and indoor positioning [216, 2].

Paper	Category	Technique	Applications
[216]	Indoor movement analysis	GIS	Manufacturing
[2]	Survey on indoor positioning		Transportation, manufacturing, logistics, safety, health industry
[262]	Review of analytics and big data applications <i>Comment:</i> The survey covers techniques that are relevant to manufacturing as well. For example: Behavior analysis, environmental impact, performance, trading.	AIS	Maritime
[178]	Health and Safety <i>Comment:</i> The technique mentioned can be used for vehicles moving in manufacturing space	Bayesian neural network	Wheel chair movement
[13]	Route estimation, collision avoidance <i>Comment:</i> The technique mentioned can be used for automated vehicles, robots and worker movements in manufacturing space	Parametric optimization	Transportation



[10]	Visual movement analytics	Visual analytic tool (VAT)	
	<i>Comment:</i> Transportation, behavior analysis, logistic optimization, manufacturing		
[171]	Transportation, capacity management	Transit network flow simulation	Transportation
	<i>Comment:</i> The paper covers problems that also exists in manufacturing at different level		
[263]	Collision avoidance	Optimization and RRT	Autonomous flight
	<i>Comment:</i> Methods can be used in Manufacturing for collision avoidance. There is a scope to improve the solution of the other methods such as logic inferences and Bayesian networks or ML for more accurate position estimation.		
[82]	Maritime, collision avoidance	DDPG and DP	Transportation
	<i>Comment:</i> Collision avoidance and path planning with minimum turns is also a challenge in manufacturing space.		
[199]	Review of route choice methods and impact of behavior		Transportation
	<i>Comment:</i> Routing is a problem in manufacturing as well		
[16]	Behavioral analysis	Threshold based labeling algorithm	Transportation management and demand planning
	<i>Comment:</i> Tracking worker movements is important in manufacturing as well		
[228]	Collision avoidance of mobile robot	ML+ random tree + heuristics	Manufacturing, transportation
[77]	Manufacturing	Optimization (static) + situational awareness and rescheduling	Manufacturing

**Table 2:** Big data and movement analytics across various industries.

The papers [262, 2, 16] give a good review of how movement and data analytics are used to assist real-time decision making in the areas of maritime industries, indoor positioning, behavior analysis, and transportation, respectively.

Al Nuaimi and Kamel [2] presents a survey of systems and methods used for tracking people and objects in indoor environments such as factories, hospitals, nursing homes, and train terminals. The authors have compared different indoor positioning systems such as “Fixed indoor positioning systems” (that have a fixed number of Base Stations (BS) installed at fixed locations within the building); and “Indoor pedestrian

positioning”(people carrying localization sensors). The comparison was done with respect to the challenges of providing the best indoor position systems. The key factor in deciding tracking system efficiency depends on how accurately it can track the people movement and which methods are available to quantify the movement. With this perspective, the authors have extended the survey on different methods used for estimating the position of people. The two main methods outlined in the survey are: “Bayesian filtering” to estimate the steps of the pedestrian at a certain time when knowing the previous steps of the same pedestrian at number of times before it and “Kalman filter-based algorithms”: a mathematical model which is used to accurately estimate the position with the existence of noise. Their findings suggest that the fixed indoor position system provides a good accuracy, however there is good scope to enhance the performance of the “indoor pedestrian positioning” system.

Later Schabus and Scholz [216], also focused on tracking objects and people in indoor environments. However, rather than deciding on which system is better as in [2], the authors focused on the objective of finding the best paths from one point to another and identifying the bottlenecks. For this purpose they analyzed the movement behavior in an indoor environment using Geographical Information Services (GISs). The movements behavior is visualized as a network with paths created from one point to another using routing algorithms to get shortest paths. These paths are compared with historical paths (actually visited path by an asset) to gain insight about detailed movement behavior and deviations from the optimal path. The bottlenecks are identified by summing up the number of times an edge is visited by an asset.

While the focus of Schabus and Scholz [216] was to identify the deviation from shortest paths and bottleneck paths with using movement behavior analysis, Song et al. [228] worked with the objective of finding safe paths in an indoor environment. They proposed mobile robot path planning to produce the optimal safe path. A real-time obstacle avoidance decision model based on ML algorithms is designed to improve the accuracy and speed of real-time obstacle avoidance prediction for mobile robots in local path planning. The Rapid-exploration Random Tree algorithm (RRT) algorithm is extended by greedy algorithm approach to smooth the global path and shorten its total length by removing the redundant nodes. The method is called Smooth Rapidly exploring Random Tree (S-RRT) method. The authors have also looked at optimizing the path planning time together with finding the shortest path. For optimizing the path planning time and generate a more stable collision-free optimization path, an improved hybrid genetic algorithm-ant colony optimization algorithm is proposed. It is based on the idea of hybrid algorithm that combines the advantages of genetic algorithm and ant colony optimization, and can generate better paths in global path planning and local path planning.

All three papers mentioned so far used movement analytics to find best and/or safe paths in indoor environment. However, there are studies demonstrating the benefits of using the movement analytics with respect to other aspects such as capturing real time disruptions in manufacturing space. For example, Dobler et al. [77] studied how big data from interwoven, autonomous and intelligent supply chains can be integrated

and used in optimizing the manufacturing systems against various real-time disruptions such as machine failure, resource become unavailable etc. They propose and compare two different approaches for the optimization of manufacturing lines. The first approach is based on static optimization of production demand. In the second approach, real-time situational awareness—implemented as digital avatar—is used to assign local intelligence to jobs and raw materials. The real-time situational awareness will inform about events such as disruptions and machine failures which will be fed into the optimization framework to make better decisions. The results are generated using event-discrete simulation and are compared to common (heuristic) job scheduling algorithms.

The application of movement analysis is studied in literature from various point of view in manufacturing as well as other industries. Another industry making use of movement analytics is the transport industry where there are many applications such as identifying consumer behavior that in turn determines the demand of a specific route; collision free paths; route congestion; demand of different paths at different times; and estimating alternate routes [16, 199, 13, 171]. To identify consumer behavior in using specific routes, correct labeling of events plays an important role. Asakura and Hato [16] worked on this problem and propose a labeling algorithm for tracking travelers' behavior. They used mobile communication systems such as GPS (global positioning systems), cellular phone and RFID for the same purpose. Two of the important events to label that helps in identifying the demand of a specific path/position of route and hence help in identifying the possible congestion are: move or stay. The authors have proposed a simple labeling algorithm based on the approach of varying thresholds or discarding some points from the analysis, for example points that have very short duration at a place are discarded while labeling stay. The threshold variation approach helped them in predicting the areas of congestion or demand at a time with more confidence.

Andrienko et al. [10] worked on the similar problem; however rather than just labeling the data efficiently, they suggest a complete framework for movement analysis combining interactive visual displays with database operations and computational methods. Their movement analysis framework has three main components: 1). Data cleaning and filtering by including additional fields such as speed or time interval between two movements that can help with logically filtering the data; 2). Extraction of significant places where an object stops frequently or for more duration using a SQL query or user defined criteria; 3). Extraction and examination of trips where a trip may be application-and goal-dependent using a SQL based query or thresholds. To avoid the false flagging/categorizing of a place as significant place, for example, removing occasional places from regular ones, the clustering algorithm (OPTICS) is used where parameters of a cluster are user configurable.

While Asakura and Hato [16] and Andrienko et al. [10] worked on data handling and labeling part, Mo et al. [171] studied the use of movement data to predict the demand of flow through the rail network. They propose a simulation-based optimization (SBO) framework to simultaneously calibrate origin-destination (OD)

flow, passenger path choices and train capacity for urban rail systems using automated fare collection and automated vehicle location data to analyze performance and conduct performance retrospectives of urban rail systems. The SBO model has the objective of minimizing the square error between model-derived OD exit flows and the corresponding observations and the difference between model-derived and observed journey time distribution (JTD) where observation data is obtained from automated fare collection data. The model calculates the OD exit flow, and JTD using a black-box function that corresponds to the transit network loading (TNL) model (a forecasting model), which assigns passengers over a transit network given the (dynamic) OD entry demand and path choices. TNL can output the model-derived OD exit flows and JTD for a given set of path choices and train capacity. TNL has no analytical form therefore SBO is used. The proposed optimization method is tested on different scenarios representing different degrees of path choice randomness and crowding sensitivity. Data from the Hong Kong Mass Transit Railway system is used as a case study for generating synthetic observations used as “ground truth”. The results show that the response surface methods (particularly constrained optimization using response surfaces) have consistently good performance under all scenarios.

Later on Arp et al. [13] worked on the problem of determining best alternative routes in case of congestion or diversions using movement data. They use parametric optimization and network based real-time forecasting for traffic flow en route on a network.

Prato [199] present a good review of the state of the art in the analysis of route choice behavior within a discrete choice modeling framework. This review focuses on drivers’ route choice behavior in transportation networks, but the same modeling framework is applicable to the multi-modal context. The review examines both major challenges in route choice modeling, namely the generation of a choice set of alternative routes, and the estimation of discrete choice models. This is difficult as the semantics identifying the different routes can be a challenge based on the length and topology of area and noise present in the data. The choice set generation methods are classified as deterministic shortest path-based methods, stochastic shortest path-based techniques, constrained enumeration algorithms that rely on the behavioral assumption that travelers choose routes according to behavioral rules other than the minimum cost path, and probabilistic approaches that attach a generation probability to each route.

The maritime industry is another industry also benefited from the use of movement analytics [262, 82]. Yang et al. [262] focus on the comprehensive review of the literature regarding Automatic Information Systems (AIS) applications in maritime industries. They categorized the AIS applications into seven application fields of data analysis for maritime industries: AIS data mining, navigation safety, ship behavior analysis, environmental evaluation, trade analysis, ship and port performance, and Arctic shipping. The methodologies in the literature are categorized into four categories: data processing and mining, index measurement, causality analysis, and operational research. One of the most recent and relevant works in the maritime

industry using movement analytics is by Du et al. [82]. They worked on the problem of identifying the obstacles and optimize against those obstacles to determine the collision-free path for coastal ships with minimum turning points. They present an optimized path planning method based on improved Deep Deterministic Policy Gradient (DDPG) and Douglas Peucker (DP) algorithms. The DDPG method works for continuous space and partly depends on the grid environment and grid partition strategy. The aim of the study is to avoid known obstacles and shore-based information obstacles (such as ship-wreck area, restricted navigation area, and military exercise area) by making better predictions and finding an obstacle-free path with minimum turning points. To make better predictions, authors have used Long Short Term Memory (LSTM) as the first layer of DDPG to enable the uses of historical state information to approximate the current environmental state information. The DDPG is further improved by using a two stage reward function, mainline reward function and auxiliary reward function, to overcome the low learning efficiency and convergence speed of the traditional DDPG method. The mainline reward function is used to guide the ship to reach the target point and complete the path planning task. Meanwhile, the auxiliary function gives reasonable punishment in the process of path planning, so as to avoid obstacles. The problem that too many turning points may exist in the above-planned path, which may increase the navigation risk, an improved DP algorithm is proposed to further optimize the planned path to make the final path more safe and economical. The proposed DP algorithm helps in removing the excess turning points.

The other important industry which benefited from movement analytics is health. Nguyen et al. [178], Andrienko et al. [10] study the use of Bayesian neural networks in developing a hands-free wheelchair control system. The experimental results show that with the optimized architecture, classification Bayesian neural networks can detect head commands of wheelchair users accurately irrespective to their level of injury

### **Summary: Industrial applications**

Big data and movement analytics played a crucial role in different industries to assist real-time data-informed decision making to mitigate the effects of possible disruptions. The application areas in the papers reviewed in this section cover path optimization to avoid collisions with minimum turns and distance travel; layout optimization to increase the efficiency of resources and throughput of the system; collision avoidance for systems working with automated vehicles and robots; demand and inventory management through consumer behavior; and flow management to avoid congestion (especially in the transportation industry). For tracking data, various techniques are used based on the application area and suitability. For example, GIS; infrared, ultrasonic, radio frequency systems; and indoor pedestrian positioning are used to track data in an indoor environment. In contrast, GPS, cellular phone, and RFID systems are used for tracking objects in an outdoor environment. Once the data is obtained, mainly ML, random tree, neural network, Bayesian probability, and situational awareness (simulation) based techniques are used to process the data and make

accurate predictions about the obstacles and issues. To act against the informed obstacles and issues, heuristics and simulation-based optimization techniques are used for real-time decision-making.

In summary, different industries are benefiting from the use of movement and data analysis in predicting relevant events and making efficient decisions based on those predicted events. There are good review papers for the application of movement and data analysis in other industries [262, 2, 16], but there is no existing review paper for movement analytic and manufacturing. Methods ranging from ML, neural networks, Bayesian probability, and logical inference have been used in the literature for data and movement analytics, but none of the mentioned papers have leveraged the advantage by hybridizing different techniques. There is a clear scope in combining the different techniques used across various industries and leveraging their benefit to inform decision making in manufacturing.

## 4.2 Commercial Systems

There are a number of products on the market that provide movement analytics in manufacturing. In this section, we describe some of the commercial off-the-shelf products available. Details of individual products can be found in Table 3.

Company	Hardware	Software	What can it do?
Data Dog [69]	None	Software for monitoring IoT devices.	Monitor performance of a system of IoT devices.
iMonitor [117]	None (QR codes which can be scanned by tablets)	Organizes lists of tasks and parts/inventory	Reduces paperwork by making data collection easy through scanning of parts using QR codes and tablets.
Machine Metrics [165]	Box that connects to manufacturing machine via Ethernet cable.	Real-time visualization of equipment, system or worker on factory floor.	Visualization, bottleneck analysis and optimization of workflow by sending instructions to factory workers via app.
Motion Analysis [173]	Sensors for human motion tracking.	Motion capture software.	Ford used this to conduct an ergonomic analysis of their assembly line.
SmartX HUB [226]	RFID tags to track parts, inventory and equipment.	IoT asset tracking software	Keeps track of parts and inventory, and monitors where and for how long items are being used.
Worximity Technology [257]	TileConnect, a wifi-enabled smart sensor.	Collects and sends data to the company for calculating the Overall Equipment Effectiveness (OEE) and displays data in real time.	Calculates OEE, displays key performance indicators in real-time on dashboards in factory, and tracks downtime to see when and for how long stoppages occur.

**Table 3** Summary of commercial off-the-shelf products for movement analysis in manufacturing.

Existing systems focus on collecting data to improve organization, real-time monitoring and improving factory performance and output. Tagging and scanning parts reduces paperwork makes record keeping easier [117]. It also allows staff to know where inventory is located to prevent losing it [226]. Real-time data visualization [257, 165, 69] allows companies to keep track of key performance indicators from dashboards in the factory. Finally, some products offer services for improving factory performance and output [165], though the details of what optimization techniques they use are not clear from their web sites. The service provided by Worximity Technology [257] includes a consultation with a Six Sigma expert who calculates the Overall Equipment Effectiveness (OEE) and will provide suggestions on how to improve it.

An interesting project which took a different approach was that of Motion Analysis [173], who used cameras and sensors on workers to assess the ergonomics of their work stations. Rather than tracking the movement of parts through a factory, this approach was about understanding the body positions of humans to avoid repetitive strain injuries.

The off-the-shelf products put an emphasis on ease of use and incorporation into the factory. This could indicate that when creating a product for industry, a focus needs to be put on ease of implementation, if the technology is to be taken up by industry.

### **Summary: Commercial Systems**

In summary, there exist some products on the market to do movement analytics in manufacturing, and these products focus on improving organization, monitoring and factory performance. As these products are sold by private companies, the underlying analysis methods used in these systems are not clear. This is understandable, as companies need to protect their intellectual property, but it leaves a gap in the market for more transparent and explainable approaches.

## **4.3 Digital Twins**

A Digital Twin (DT) is a virtual representation of a physical system and its associated environment and processes that is updated through the exchange of information between the physical and virtual system. The concept of DTs was initially introduced in 2003 by Michael Grieves, in an industry presentation concerning product lifecycle management. In his white paper from 2014, Grieves [101] describes a DT as a three-dimension digital model consisting of: 1) Physical model: used for defining, describing, and extracting information about the physical entities present in the underline physical space; 2) Virtual model: which should be the exact mirror image of the physical model in virtual space; and 3) Connection model: ties physical and virtual space through transferring the historical and real-time information between the two.

In DTs, online IoT sensors are used to collect data from the physical space, such as the physical entities' status data and trajectories. The collected data is then processed and filtered (to handle scalability issues) using AI/ML and other big data techniques. The processed data is then sent to the virtual layer of the DT for an update. Then, AI/ML, optimization, and simulation techniques are employed to identify potential problems and to propose an on-time solution. Clearly, the identification of the problem and its on-time solutions depends on the frequency and correctness of the interaction between the physical and virtual space through IoT sensors, and hence plays a crucial role in the success of DTs.

DTs have captured the attention of many researchers. The focus of research includes reviewing the definition and key parameters of DTs, and the evolution of their structure over time [236, 247, 96, 102, 66]; how to improve DT implementations for better usability [67, 78, 210]; and application of DTs to specific industries and objectives [67, 78, 210, 164, 141, 157, 122, 104, 113].

### 4.3.1 Digital Twins Definitions, Structure, and Key Parameters

With the development of industry 4.0 many authors have redefined DTs and extended their scope [247, 96, 102, 236, 66]. They also reviewed the state-of-the-art DT research concerning the key components of DTs, the development of DTs, and the major DT applications in the industry. For example, Glaessgen and Stargel [96] redefined DT as “the DT consists of a virtual representation of a production system that can run on different simulation disciplines that are characterized by the synchronization between the virtual and real system, thanks to sensed data and connected smart devices, mathematical models and real-time data elaboration. The topical role within Industry 4.0 manufacturing systems is to exploit these features to forecast and optimize the behavior of the production system at each life cycle phase in real-time.” Kritzinger et al. [130], gave the definition of DTs for manufacturing space, writing that “a manufacturing DT offers an opportunity to simulate and optimize the production system, including its logistical aspects, and enables detailed visualization of the manufacturing process from single components up to the whole assembly.”

In 2019, Tao et al. [236] further contributed in definition and structure of the DT concept by extending the three-dimensional model for the DT and proposing that a complete DT should include five models: 1) Physical modeling: for extracting, defining, and describing the key features of a physical entity; 2) Virtual modeling: representing a mirror image of the physical world; 3) Data modeling: data definition, transmission, conversion, and storage; and 4) Service modeling: for identification, analysis, and upgrade services 5) Connection model: for maintaining a constant connection between the physical model, virtual model, data model, and service model. Based on the review, the author has identified the production, prognostics, and health management industries as the primary application industries for DTs.

While Tao et al. [236] extended the model for DT, VanDerHorn and Mahadevan [247] has proposed a generalized definition of DT. They highlighted the key parameters required, such as: data update frequency; and level of abstraction of data, for the



implementation of DT and how they can impact the performance of DT. According to them, these key parameters should be chosen based on the use case. For example, updating the data every minute may not be required. Similarly, it may not be required to consider all dimensions and details of the physical world while creating its virtual replica. However, the high level of data abstraction gives rise to the high accuracy of the physical model but may be pretty expensive and not practical. The impact of highlighted key components of the implementation of DT is demonstrated through a case study where a DT is developed to support the ongoing asset integrity management of a naval vessel.

Recently many authors have reviewed the concept of DT [130, 57, 243, 153, 200, 17, 139] from different perspectives. For example, Cimino et al. [57] analyzed the status of DT research and the key technologies needed to apply DTs. Uhlenkamp et al. [243], reviewed the concept and different areas of application of DTs to categorize the literature by identifying major distinguishing characteristics of the different approaches in the different application areas. Liu et al. [153] conducts a comprehensive and in-depth review of the literature to analyze DT from the perspective of concepts, technologies, and industrial applications. Pronost et al. [200] did a literature review aiming at categorizing the objects defined under the term "Digital Twins" in the literature. Assad Neto et al. [17] summarizes a variety of features (such as digital, analytical, and timeliness) proposed by recent models in the literature to implement DTs.

#### 4.4 DT Implementation

From the reviews mentioned above, it is clear that the implementation of DTs is a complex task and is, therefore, getting the attention of many researchers [67, 78, 210]. Damjanovic-Behrendt and Behrendt [67] discuss an open-source approach for implementing a DT demonstrator for Smart Manufacturing. The DT demonstrator supports the supervision activity of the operator in monitoring how the manufacturing system responds to production and environmental changes. As described by the authors, one of the main potentials of using open source technology in Smart Manufacturing is to enhance inter-operation and reduce the capital costs of designing and implementing new manufacturing solutions. The authors described the major implementation requirements of DTs and Smart Cyber-Physical Systems (CPSs) for intelligent manufacturing systems where CPS is the integration of a virtual world that interacts with a physical world. CPS helps manufacturers to accelerate the design and improve inter-operation across actual life-cycle processes.

Given the importance of CPS, Dolgui et al. [78] reviewed and identified the gaps in the architecture of CPS. The authors' main focus was to find a method for implementing a robust process control DT in a small or medium enterprise (SME) that ensures the needed functionality while being easy to understand, maintain and adjust. They proposed a specific implementation to fulfill a set of defined requirements. The proposed setup is tested on an industrial use case focusing on controlling two magnetic induction ovens that preheat aluminum extrusion billets. Their results demonstrate that a process's DT must be as specialized and customized as the system controlling

it. CBS integrates the simulation of DT models with real-time sensory and manufacturing data. Therefore real-time development and maintenance of simulation models play a crucial role. Ruppert and Abonyi [210] focused on the problem of real-time development and maintenance of simulation models. The authors proposed a method that continuously updates the simulation models based on information provided by RTLS.

#### 4.4.1 Digital Twins Application in Manufacturing

The application of DTs in the manufacturing space and its benefits have been studied extensively. Kritzinger et al. [130] has reviewed the application and contribution of DTs in the manufacturing space. The authors have highlighted the following three main disciplines of production systems that can benefit from DTs to increase competitiveness, productivity, and efficiency.

- Production planning and control [208]: for example, orders planning based on statistical assumptions; improved decision support through detailed diagnosis; and automatic planning and execution of orders by the production units.
- Maintenance [134, 231, 164, 157, 122]: for example: identify the impact of state changes on a production system; identification and evaluation of anticipatory maintenance measures; evaluation of machine conditions to achieve better predictions of the machine's health condition.
- Layout planning [242, 104, 113]: for example: continuous production system evaluation and planning; identify hidden design flaws and proposing solutions within time.

Leng et al. [139] also reviewed the literature in the manufacturing space. They cover the DT review in manufacturing with the perspective of covering the available definitions, frameworks, major design steps, new blueprint models, key enabling technologies, design cases, and research directions of DT-based smart manufacturing system (SMS) design in this survey.

While Kritzinger et al. [130] and Leng et al. [139] present the literature review of DTs in the manufacturing space, there are studies covering other aspects of DTs such as model structure, implementation steps, requirements, and the use of available digital software to reduce cost and time of implementation of DTs in the manufacturing space. For example, Banica and Stefan [22] present a DT model for manufacturing based on the 5 dimension model [236]. Based on the importance and application of DTs, the authors have described three types of DTs:

- Product Twin – A virtual prototype of a product used before starting its production line to analyze its behavior and make adjustments if needed. Thus, product twin decreases the costs of control and validation phases and can be used to improve the physical product's functional performance and quality.
- Process Twin – the next level is represented by the model for a virtual manufacturing process, which allows the company's management to make the best

decision in terms of manufactured products, and operations to accomplish and test them. Process Twin could use Product Twin for each component of the manufacturing line, establishing its opportunity and efficiency.

- System Twin – this is the higher level, representing the virtual model of an entire system, based on Product Twin for each device and Process Twin to optimize the manufacturing processes of these components.

The authors used the supply chain model as a case study to show how the available digital software can be used to implement DT. The three main elements of the DT model for the supply chain specified by the author are the real-time transmission of manufacturing updates, tracking and updating warehouse inventory, and controlling the distribution networks. Vachalek et al. [244], Zhuang et al. [278] gave a detailed description of requirement, implementation and role of each step in DT for a production line in manufacturing space.

#### 4.4.2 Objective-Specific Implementation of DT

While in the last section we outlined reviews that focused on area specific (supply chain, production line) DT requirements and steps [22, 244, 278], here we summarise those that focused on objective specific (objective such as: maintenance activities, life cycle management, factory layout) implementation of DTs [164, 141, 157, 122, 104, 113].

For example, Macchi et al. [164] highlighted the role of DTs in supporting decision-making in asset lifecycle management. The authors have highlighted the use cases where a DT can help in asset management. Li et al. [141] also studied the use of DTs in life-cycle management; however, their work is focused on the maintenance of aircraft wing health. They proposed a DT model for the maintenance of aircraft wing health. To capture the various aleatory (random) and epistemic (lack of knowledge) uncertainty sources in crack growth prediction in an aircraft wing, the author proposed a probabilistic model based on the concept of a dynamic Bayesian network (DBN) (see Section 2.2.3) for diagnosis and prognosis (a forecast of the likely outcome of a situation) to realize the DT vision. The DBN integrates physics models and uncertainty sources in crack growth predictions. In diagnosis, the DBN is utilized to track the evolution of the time-dependent variables and calibrate the time-independent variables; in prognosis, the DBN is used for probabilistic prediction of crack growth in the future. The author further enhances the DBN structure to make it economical in terms of time by avoiding Bayesian updating with load data. The proposed approach uses filters as the Bayesian inference algorithm for the DBN that enables the handling of discrete and continuous variables of various distribution types and non-linear relationships between nodes. The author has also addressed the challenge of implementing the particle filter in the DBN where 1) both dynamic and static nodes exist, and 2) a state variable may have parent nodes across two adjacent networks.

Karve et al. [122] also focused on the application of DTs in maintenance using Bayesian methods for quantifying uncertainty in diagnosis and damage prognosis.

The authors considered the problem to predict, diagnose and optimize the repair/maintenance planning, ensuring system safety for fatigue cracking under uncertainty using DT. The uncertainty can arise from system properties, operational parameters, loading and environment, noise in sensor data, and prediction models. The system safety against fatigue cracking is ensured by designing mission load profiles for the mechanical component such that the damage growth in the component is minimized while the component performs the desired work.

The use of DTs with the objective of optimizing and analyzing layout design is studied by Guo et al. [104]. They propose a layout design scheme and modular-based DT model for a factory design. The modular approach brings the flexibility to accommodate changes that may happen in each design stage of DT, hence saving workload and time for developing a new DT. The authors have explained the three main design stages as 1) Conceptual design: the first stage focused on designing the new factory's concept, including plant layout, capital investment, and throughput prediction; 2) Elaborate design: extension of conceptual design by including machine configuration, process design, production line or production unit configuration, material handling system configuration, and work shift configuration; 3) Finalized design: the final stage where the machine and logistics unit control strategy will be designed and the whole manufacturing system needs to be integrated. Because the virtual factory corresponds to the finalized design and is the most similar to the future physical factory, the DT has the most fidelity to the physical world in this stage.

To demonstrate the proposed DT design, Guo et al. [104] used a paper cup factory in China as a case study. The company needs to expand its production and factory area due to the increasing demand, with its main products as single-layer, double-layer, and corrugated cups. The authors have demonstrated that by using the proposed DT model, not only are the flaws in factory design identified timely, the solutions to overcome the flaws can also be identified. Moreover, the author shows that the modular approach duration for building a DT model is significantly reduced, improving the feasibility of applying DTs to changeable factory design.

Hauge et al. [113] studied the application of DT to support decision-making processes in two different areas: workstation design and logistics operation analysis. As explained by the authors, the main task of logistics is to handle and provide material at the right time, quantity, quality, and place. Logistics operations often comprise of manual effort and may not be fully automated. The authors investigate how DTs can contribute to supporting the decision-making process of selecting the right components for a specific company. The authors emphasize that the granularity of the DT model depends on the intended use. For example, the DT model for the interaction of the AGV and the picking robot in a picking process is more detailed compared to the DT model that looks at the material flow from a warehouse to an assembly area.

### **Summary: Digital Twins**

In summary, a DT is a simulation-based planning and optimization technology that makes use of the real-time data transformation between the physical and its virtual

counterpart, enabling the virtual system's dynamic update, leading to a reliable simulation, and hence better prediction and decisions can be made for the physical system. The online data is collected using IoT platforms, which are then stored and processed using the big data applications. The DT layer then receives the selected data to identify the current and future (forecasted) possible ambiguities, if there are any, between the physical and virtual worlds using AI technologies. This helps provide recommendations for on-the-fly adjustments and optimize its functionality towards the desired goal. DTs are widely applied in manufacturing space for effective maintenance planning, life cycle management, supply chain, layout and factory design. However, as highlighted in the literature, a DT is a complex system consisting of many layers, and its success relies on the use-specific selection of the critical components that include granularity of data and system entities to avoid an over-complicated virtual model; the integration of data at the right frequency/interval (not necessarily continuous); and the correct format and accuracy of physical data passed to the digital model to ensure that the virtual model is aware of the correct status of its physical counterpart at any time and the right decisions can be recommended. The movement analytics can help make the virtual model of a DT more reliable because of its ability to identify and predict the more accurate status of different system entities involved in a manufacturing system. Furthermore, it is mentioned in the literature that various AI/ML and Bayesian network-based techniques are used to draw the correct inference from data/information regarding the status of the different entities; however, there is a lack of research about increasing the efficiency of DTs by hybridizing these techniques.

## 5 Conclusions

In the introduction, we described *movement analytics* as the process of gleaning knowledge from tracking data so that it aids meaningful decision making. The main part of this review was then devoted to better understand the state of the art on movement analytics in the context of (indoor) manufacturing and other relevant areas.

We kept the scope of this review wide. Methods, applications and problems that qualified as potentially relevant were considered in scope. We included fundamental methods for spatio-temporal analysis from diverse areas such as logic-based knowledge representation, ML, constraint processing, and combinations thereof. We looked into applications of movement analytics across various industries, and we reviewed what commercial systems are on the market that provide movement analytics in manufacturing. To our knowledge, this review is unique with respect to such diversity.

We conclude this review with a summary of each of the sections and propose ideas for future research.

*Classical Logic and Knowledge Representation (Section 2.1)*. Classical logics, such as first-order logic, and variations, such as, e.g., description logics support fundamental needs for movement analysis in terms of representation of internal structure of objects, time and space. While pure classical logic-based applications for real-world

movement analytics are rare, spatial and temporal logics can be of value in supporting roles. For example, temporal logic is an obvious choice for specifying constraints in object movement planning and monitoring. It would be interesting to see how advanced generic reasoning schemes like SMT solving and description logics can be instantiated with (spatial) theories and utilized in a temporalized environment for movement analytics.

Knowledge representation logics can be built on a closed-world semantics of first-order logic. This makes reasoning non-monotonic but enables drawing strong conclusions by way of default reasoning – a most useful concept for domain modeling in general. Prominent realizations are (answer set) logic programming and, implicitly, relational databases. With respect to movement analytics, the logic programming based event calculus, some stream processing and other symbolic trajectories techniques fall into this category. Probabilistic variants can be of particular interest as they add capabilities for modeling probabilistic transition systems. We have the impression that more research in this direction could be done.

*Probabilistic Transition Systems (Section 2.2).* Probabilistic state space models enable dynamic systems, such as those with applications to movement data to be modeled. They can be formulated for pre-processing, prediction, classification and anomaly detection tasks. Whilst state space models offer some advantages relative to neural based sequence models, such as the ability to represent domain knowledge and uncertainty, unlike neural models, they cannot represent long term sequential dependencies. An interesting area of current research is developing hybrid models that parameterize state space models with neural based sequence models to provide the best of both worlds: interpretability and uncertainty in conjunction with long term sequential memory.

*Trajectory pre-processing techniques (Section 2.3).* Pre-processing is a fundamental component of trajectory modeling, independent of whether ML, probabilistic or logic-based methods are employed. Pre-processing methods often reduce the complexity required to model raw trajectory data downstream. Common methods include noise reduction of erroneous position estimates, harmonizing trajectories of non-uniform length and/or sampling interval, segmentation of long trajectories into shorter, more homogeneous subsections, and mapping raw trajectories into semantically labeled sequences.

*Neural Networks Based Sequence Models (Section 2.4).* Neural network based sequence models have potential value to movement based manufacturing applications with respect to pre-processing, classification, prediction and anomaly detection tasks. As mentioned previously, unlike i.i.d. (independent and identically distributed) ML or state space models, neural network sequence models can represent long term spatio-temporal dependencies within motion data. Current research focuses on how to effectively model long sequences and how to do so in a computationally efficient manner.

The manner in which domain knowledge and context can be included into ML models is limited. For instance, there remain many open questions about how symbolic knowledge can be effectively represented, aligned and fused within ML models.

*Integration of Logic-Based Methods with Probabilistic/ML Methods (Section 2.5).* A weakness of today's neural network architectures is their lack of capability to incorporate domain knowledge, specifically symbolic knowledge [224, 168]. Integrating logic (for symbolic knowledge) with ML is still an emerging topic [33]. We expect that progress in this area will help advancing movement analytics by offering ways for a more holistic comprehension of trajectory data and the participating objects.

Some established paths are available already today. For instance, one could build heterogeneous architectures comprised of different methods for (sensor) data acquisition, filtering, aggregation and evaluating in a more global context. One way of approaching this is by transfer of results in the *data integration* area.<sup>3</sup> A key element in data integration is a language capable of describing and querying data sources over a uniform, mediated schema. Logical languages have been shown to be very useful for that [140], including logic programming [92, 42] and description logics [46, 48].

Statistical Relational AI (SRAI) is another relevant research area. It uses first-order logic for relational structure within and between objects of discourse and probabilities for uncertainty. SRAI methods support probabilistic inference and learning. A prominent representative is probabilistic logic programming (but there are many more) which has applications to trajectory analysis. A rather recent development is (probabilistic) logic programming coupled with deep neural networks. There are already applications to movement analysis, but, generally speaking, the area seems to offer unexplored potential. This could be a promising direction for movement analytic applications via integrating generative modeling, state transitions systems, probabilistic inference, learning and deep models.

Other proposals set out from deep learning architectures and add “logic” components to it. According to Dash et al. [68], this can be done in a variety of ways, (a) by transforming data; (b) by transforming the loss function informed by a domain model; and (c) by transforming the model, e.g., by modeling logic operators within the network itself. All these methods appear generic enough to be applicable to movement analytics. However, questions remain if the expressive power of the supported logics are strong enough for all purposes (need support for space and time).

As an overall observation, it would be important to understand when combinations of ML and logic are not working. This is being addressed in areas where knowing confidence in conclusions is paramount [62], e.g., autonomous driving, but becomes even more relevant when more (logic) components with their own set of shortcomings come into play.

---

<sup>3</sup>The data integration problem, in general, is to provide uniform access to multiple heterogeneous information sources.



*Constraint Optimization (Section 2.6).* Constraint optimization is a consumer of curated data from big data and movement analytics to make better decisions in production scheduling and factory layout problems. The curated data can provide more realistic value estimations, real-time information, and discovery of work patterns as an input for optimization methods. Since these methods are the consumer of such information, standard optimization techniques can be applied.

A possible direction for future research lies in improving optimization capabilities for deriving accurate information about the (state of) a manufacturing process, e.g., by adapting movement analytics techniques from path planning (see Yang et al. [263], Lutz et al. [161]). Another possible direction is to explore the question how to combine constraint optimization techniques to with ML and logic techniques in order to bridge a semantic gap between ML methods.

*Applications of Movement Data Analytics (Section 3).* Our review indicates that movement analytics applications for manufacturing revolve around efficiency monitoring, production control, safety and collaboration. By and large, they fall under categories of trajectory anomaly detection, prediction, clustering and representation (approximation, dimensionality reduction). The use of generic i.i.d. ML and data mining methods is prevalent within these applications. However, such models have limitations in fitting trajectory data sets, given the long term spatio-temporal dependencies present within the object motion. Consequently, the uptake of sequence based neural architectures, as outlined in Section 2.4, would be beneficial for movement based manufacturing applications. Furthermore, it could be beneficial to include motion properties extracted from trajectories, such as velocity and acceleration, as the inputs to ML models.

*Industrial Applications (Section 4.1).* Movement analytics plays an important role in food, transportation, supply chain and health industries, among others. Specific applications target (real-time) data-informed decision-making informed by current system state, e.g., path optimization to avoid collisions with minimum turns and distance travel; layout optimization to increase efficient use of resources and system throughput; collision avoidance in systems with automated vehicles and robots; demand and inventory management through consumer behavior; and flow management to avoid congestion (especially in the transportation industry). Several ML/AI, optimization, and Bayesian network-based methods have been proposed for making inferences from movement data. We expect an opportunity in combining these and other different techniques, as summarized above, and put them into actual industrial (manufacturing) use.

*Commercial Systems (Section 4.2).* The focus of most commercial products is to accurately produce indoor tracking data. There are some products on movement analytics in manufacturing with a focus on improving organization, monitoring, and improving factory performance. These analytics services are limited in nature, and it is not clear how underlying analytics are done (most likely to protect IP). This leaves an opportunity for more transparent and explainable analytics approaches. By



including analysis from other types of movement based analytics approaches (based on kinetic e.g. accelerator), a wider range of other decision making is possible from movement data. This is also a gap in this space that can be researched further.

*Digital Twins (Section 4.3)*. We have found wide applications of DTs in industries specifically in manufacturing, such as for effective maintenance planning, life cycle management, supply chain, layout, and factory design. The success of DTs largely depends on how accurately the virtual model reflects its physical counterpart and the size of the virtual model. This by itself is a non-trivial problem that can be addressed by paying attention to basic implementation, architecture aspects, and sensor methods such as RTLS for updating simulations.

We speculate that movement analytics can also contribute to addressing this problem through capabilities to identify an entities state when it can potentially impact the system's performance. However, we have not found any paper explicitly mentioning the use of movement analytics for such purposes.

Furthermore, it is mentioned in the literature that various AI/ML and Bayesian network-based techniques are used in making the correct inferences from data/information regarding the status of the different entities; however, there is a lack of research about increasing the efficiency of DTs by hybridizing these techniques.

## References

- [1] Nicksson A. de Freitas, Ticiana Coelho da Silva, José Fernandes de Macêdo, Leopoldo Melo Junior, and Matheus Cordeiro. Using Deep Learning for Trajectory Classification:. In *Proceedings of the 13th International Conference on Agents and Artificial Intelligence*, pages 664–671, Online Streaming, — Select a Country —, 2021. SCITEPRESS - Science and Technology Publications. ISBN 978-989-758-484-8. doi: 10.5220/0010227906640671. URL <https://www.scitepress.org/DigitalLibrary/Link.aspx?doi=10.5220/0010227906640671>.
- [2] Klaithem Al Nuaimi and Hesham Kamel. A survey of indoor positioning systems and algorithms. In *2011 International Conference on Innovations in Information Technology*, pages 185–190, Abu Dhabi, United Arab Emirates, April 2011. IEEE. ISBN 978-1-4577-0311-9. doi: 10.1109/INNOVATIONS.2011.5893813. URL <http://ieeexplore.ieee.org/document/5893813/>.
- [3] Maruan Al-Shedivat, Avinava Dubey, and Eric Xing. Contextual Explanation Networks. *Journal of Machine Learning Research*, 21:1–44, 2020.
- [4] Alexandre Alahi, Kratarth Goel, Vignesh Ramanathan, Alexandre Robicquet, Li Fei-Fei, and Silvio Savarese. Social LSTM: Human Trajectory Prediction in Crowded Spaces. In *2016 IEEE Conference on Computer Vision and Pattern Recognition (CVPR)*, pages 961–971, Las Vegas, NV, USA, June 2016. IEEE. ISBN 978-1-4673-8851-1. doi: 10.1109/CVPR.2016.110. URL <http://ieeexplore.ieee.org/document/7780479/>.
- [5] Elias Alevizos, Anastasios Skarlatidis, Alexander Artikis, and Georgios Paliouras. Probabilistic Complex Event Recognition: A Survey. *ACM Computing Surveys*, 50(5): 71:1–71:31, September 2017. ISSN 0360-0300. doi: 10.1145/3117809. URL <https://doi.org/10.1145/3117809>.

- [6] James F. Allen. Maintaining knowledge about temporal intervals. *Communications of the ACM*, 26(11):832–843, November 1983. ISSN 0001-0782, 1557-7317. doi: 10.1145/182.358434. URL <https://dl.acm.org/doi/10.1145/182.358434>.
- [7] Tayfur Altioek. *Performance Analysis of Manufacturing Systems*. Springer Science & Business Media, December 2012. ISBN 978-1-4612-1924-8. Google-Books-ID: hdfiBwAAQBAJ.
- [8] Luis Otavio Alvares, Vania Bogorny, Bart Kuijpers, Jose Antonio Fernandes de Macedo, Bart Moelans, and Alejandro Vaisman. A model for enriching trajectories with semantic geographical information. In *Proceedings of the 15th annual ACM international symposium on Advances in geographic information systems - GIS '07*, page 1, Seattle, Washington, 2007. ACM Press. ISBN 978-1-59593-914-2. doi: 10.1145/1341012.1341041. URL <http://portal.acm.org/citation.cfm?doid=1341012.1341041>.
- [9] Soter Analytics. Soter Analytics - Reduce back & shoulder injuries by up to 55%, April 2020. URL <https://soteranalytics.com/>.
- [10] Gennady Andrienko, Natalia Andrienko, and Stefan Wrobel. Visual analytics tools for analysis of movement data. *ACM SIGKDD Explorations Newsletter*, 9(2):38–46, December 2007. ISSN 1931-0145, 1931-0153. doi: 10.1145/1345448.1345455. URL <https://dl.acm.org/doi/10.1145/1345448.1345455>.
- [11] Krzysztof R. Apt and Roland N. Bol. Logic programming and negation: A survey. *The Journal of Logic Programming*, 19-20:9–71, May 1994. ISSN 0743-1066. doi: 10.1016/0743-1066(94)90024-8. URL <https://www.sciencedirect.com/science/article/pii/0743106694900248>.
- [12] Ihsan Arkan and Hendrik Van Landeghem. Evaluating the performance of a discrete manufacturing process using RFID: A case study. *Robotics and Computer-Integrated Manufacturing*, 29(6):502–512, December 2013. ISSN 0736-5845. doi: 10.1016/j.rcim.2013.06.003. URL <https://www.sciencedirect.com/science/article/pii/S0736584513000471>.
- [13] Laurens Arp, Dyon van Vreumingen, Daniela Gawehns, and Mitra Baratchi. Dynamic macro scale traffic flow optimisation using crowd-sourced urban movement data. In *2020 21st IEEE International Conference on Mobile Data Management (MDM)*, pages 168–177, Versailles, France, June 2020. IEEE. ISBN 978-1-72814-663-8. doi: 10.1109/MDM48529.2020.00039. URL <https://ieeexplore.ieee.org/document/9162242/>.
- [14] Alexander Artikis, Anastasios Skarlatidis, François Portet, and Georgios Paliouras. Logic-based event recognition. *The Knowledge Engineering Review*, 27(4):469–506, December 2012. ISSN 0269-8889, 1469-8005. doi: 10.1017/S0269888912000264. URL [https://www.cambridge.org/core/product/identifier/S0269888912000264/type/journal\\_article](https://www.cambridge.org/core/product/identifier/S0269888912000264/type/journal_article).
- [15] Kai Arulkumaran, Marc Peter Deisenroth, Miles Brundage, and Anil Anthony Bharath. Deep Reinforcement Learning: A Brief Survey. *IEEE Signal Processing Magazine*, 34(6):26–38, November 2017. ISSN 1053-5888. doi: 10.1109/MSP.2017.2743240. URL <http://ieeexplore.ieee.org/document/8103164/>.

- [16] Yasuo Asakura and Eiji Hato. Tracking survey for individual travel behaviour using mobile communication instruments. *Transportation Research Part C: Emerging Technologies*, 12(3-4):273–291, June 2004. ISSN 0968090X. doi: 10.1016/j.trc.2004.07.010. URL <https://linkinghub.elsevier.com/retrieve/pii/S0968090X04000130>.
- [17] Anis Assad Neto, Elias Ribeiro da Silva, Fernando Deschamps, and Edson Pinheiro de Lima. Digital twins in manufacturing: An assessment of key features. *Procedia CIRP*, 97:178–183, 2021. ISSN 22128271. doi: 10.1016/j.procir.2020.05.222. URL <https://linkinghub.elsevier.com/retrieve/pii/S2212827120314438>.
- [18] Gowtham Atluri, Anuj Karpatne, and Vipin Kumar. Spatio-Temporal Data Mining: A Survey of Problems and Methods. *ACM Computing Surveys*, 51(4):83:1–83:41, August 2018. ISSN 0360-0300. doi: 10.1145/3161602. URL <https://doi.org/10.1145/3161602>.
- [19] Franz Baader, Ian Horrocks, and Ulrike Sattler. Description Logics. In *Foundations of Artificial Intelligence*, volume 3, pages 135–179. Elsevier, 2008. ISBN 978-0-444-52211-5. doi: 10.1016/S1574-6526(07)03003-9. URL <https://linkinghub.elsevier.com/retrieve/pii/S1574652607030039>.
- [20] John Backes, Sam Bayless, Byron Cook, Catherine Dodge, Andrew Gacek, Alan J. Hu, Temesghen Kahsai, Bill Kocik, Evgenii Kotelnikov, Jure Kukovec, Sean McLaughlin, Jason Reed, Neha Rungta, John Sizemore, Mark Stalzer, Preethi Srinivasan, Pavle Subotić, Carsten Varming, and Blake Whaley. Reachability Analysis for AWS-Based Networks. In Isil Dillig and Serdar Tasiran, editors, *Computer Aided Verification*, Lecture Notes in Computer Science, pages 231–241, Cham, 2019. Springer International Publishing. ISBN 978-3-030-25543-5. doi: 10.1007/978-3-030-25543-5\_14.
- [21] Thomas Ball, Byron Cook, Vladimir Levin, and Sriram K. Rajamani. SLAM and Static Driver Verifier: Technology Transfer of Formal Methods inside Microsoft. In Eerke A. Boiten, John Derrick, and Graeme Smith, editors, *Integrated Formal Methods*, Lecture Notes in Computer Science, pages 1–20, Berlin, Heidelberg, 2004. Springer. ISBN 978-3-540-24756-2. doi: 10.1007/978-3-540-24756-2\_1.
- [22] Logica Banica and Cristian Stefan. Stepping into the Industry 4.0: The Digital Twin Approach. *Annals of Dunarea de Jos University of Galati. Fascicle I. Economics and Applied Informatics*, 25(3):107–113, December 2019. ISSN 15840409, 2344441X. doi: 10.35219/eai1584040962. URL [http://eia.feaa.ugal.ro/images/eia/2019\\_3/Banica\\_Stefan.pdf](http://eia.feaa.ugal.ro/images/eia/2019_3/Banica_Stefan.pdf).
- [23] Philippe Baptiste, Claude Le Pape, and Wim Nuijten. *Constraint-Based Scheduling*, volume 39 of *International Series in Operations Research & Management Science*. Springer US, Boston, MA, 2001. ISBN 978-1-4613-5574-8 978-1-4615-1479-4. doi: 10.1007/978-1-4615-1479-4. URL <http://link.springer.com/10.1007/978-1-4615-1479-4>.
- [24] Chitta Baral and Michael Gelfond. Logic programming and knowledge representation. *The Journal of Logic Programming*, 19-20:73–148, May 1994. ISSN 0743-1066. doi: 10.1016/0743-1066(94)90025-6. URL <https://www.sciencedirect.com/science/article/pii/0743106694900256>.
- [25] Clark Barrett and Cesare Tinelli. Satisfiability Modulo Theories. In Edmund M. Clarke, Thomas A. Henzinger, Helmut Veith, and Roderick Bloem, editors, *Handbook of Model*

- Checking*, pages 305–343. Springer International Publishing, Cham, 2018. ISBN 978-3-319-10575-8. doi: 10.1007/978-3-319-10575-8\_11. URL [https://doi.org/10.1007/978-3-319-10575-8\\_11](https://doi.org/10.1007/978-3-319-10575-8_11).
- [26] Andreas Bauer, Martin Leucker, and Christian Schallhart. Runtime Verification for LTL and TLTL. *ACM Transactions on Software Engineering and Methodology*, 20(4):14:1–14:64, September 2011. ISSN 1049-331X. doi: 10.1145/2000799.2000800. URL <https://doi.org/10.1145/2000799.2000800>.
- [27] Baum, L.E. and Petrie, T. Statistical inference for probabilistic functions of finite-state Markov chains. *Annals of MAtheMatical Statistics*, 37(6):1554–1563, 1966.
- [28] Peter Baumgartner. Combining Event Calculus and Description Logic Reasoning via Logic Programming. In Boris Konev and Giles Reger, editors, *Frontiers of Combining Systems*, volume 12941, pages 98–117. Springer International Publishing, Cham, 2021. ISBN 978-3-030-86204-6 978-3-030-86205-3. doi: 10.1007/978-3-030-86205-3\_6. URL [https://link.springer.com/10.1007/978-3-030-86205-3\\_6](https://link.springer.com/10.1007/978-3-030-86205-3_6). Series Title: Lecture Notes in Computer Science.
- [29] Peter Baumgartner and Alexander Krumpolz. Anomaly Detection in a Boxed Beef Supply Chain. In *ICCMS '21*, pages 1–7. Association for Computing Machinery, June 2021. ISBN 978-1-4503-8979-2. doi: 10.1145/3474963.3474964.
- [30] Sean Bechhofer. OWL: Web Ontology Language. In Ling Liu and M. Tamer Özsu, editors, *Encyclopedia of Database Systems*, pages 2008–2009. Springer US, Boston, MA, 2009. ISBN 978-0-387-39940-9. doi: 10.1007/978-0-387-39940-9\_1073. URL [https://doi.org/10.1007/978-0-387-39940-9\\_1073](https://doi.org/10.1007/978-0-387-39940-9_1073).
- [31] Harald Beck, Minh Dao-Tran, and Thomas Eiter. LARS: A Logic-based framework for Analytic Reasoning over Streams. *Artificial Intelligence*, 261:16–70, August 2018. ISSN 00043702. doi: 10.1016/j.artint.2018.04.003. URL <https://linkinghub.elsevier.com/retrieve/pii/S0004370218301929>.
- [32] Asma Belhadi, Youcef Djenouri, Gautam Srivastava, Alberto Cano, and Jerry Chun-Wei Lin. Hybrid Group Anomaly Detection for Sequence Data: Application to Trajectory Data Analytics. *IEEE Transactions on Intelligent Transportation Systems*, pages 1–12, 2021. ISSN 1558-0016. doi: 10.1109/TITS.2021.3114064.
- [33] Vaishak Belle. Symbolic Logic Meets Machine Learning: A Brief Survey in Infinite Domains. In Jesse Davis and Karim Tabia, editors, *Scalable Uncertainty Management*, volume 12322, pages 3–16. Springer International Publishing, Cham, 2020. ISBN 978-3-030-58448-1 978-3-030-58449-8. doi: 10.1007/978-3-030-58449-8\_1. URL [http://link.springer.com/10.1007/978-3-030-58449-8\\_1](http://link.springer.com/10.1007/978-3-030-58449-8_1). Series Title: Lecture Notes in Computer Science.
- [34] Luigi Bellomarini, Eleonora Laurenza, Emanuel Sallinger, and Evgeny Sherkhonov. Reasoning Under Uncertainty in Knowledge Graphs. In Víctor Gutiérrez-Basulto, Tomáš Kliegr, Ahmet Soylu, Martin Giese, and Dumitru Roman, editors, *Rules and Reasoning*, volume 12173, pages 131–139. Springer International Publishing, Cham, 2020. ISBN 978-3-030-57976-0 978-3-030-57977-7. URL [https://link.springer.com/10.1007/978-3-030-57977-7\\_9](https://link.springer.com/10.1007/978-3-030-57977-7_9).

- [35] Iz Beltagy, Matthew E. Peters, and Arman Cohan. Longformer: The Long-Document Transformer. *arXiv:2004.05150 [cs]*, December 2020. URL <http://arxiv.org/abs/2004.05150>. arXiv: 2004.05150.
- [36] Jiang Bian, Dayong Tian, Yuanyan Tang, and Dacheng Tao. Trajectory Data Classification: A Review. *ACM Transactions on Intelligent Systems and Technology*, 10(4):33:1–33:34, August 2019. ISSN 2157-6904. doi: 10.1145/3330138. URL <https://doi.org/10.1145/3330138>.
- [37] Meghyn Bienvenu and Magdalena Ortiz. Ontology-Mediated Query Answering with Data-Tractable Description Logics. In Wolfgang Faber and Adrian Paschke, editors, *Reasoning Web. Web Logic Rules*, volume 9203, pages 218–307. Springer International Publishing, Cham, 2015. ISBN 978-3-319-21767-3 978-3-319-21768-0. URL [http://link.springer.com/10.1007/978-3-319-21768-0\\_9](http://link.springer.com/10.1007/978-3-319-21768-0_9).
- [38] Carola A. Blazquez and Alan P. Vonderohe. Simple Map-Matching Algorithm Applied to Intelligent Winter Maintenance Vehicle Data. *Transportation Research Record*, 1935(1):68–76, January 2005. ISSN 0361-1981. doi: 10.1177/0361198105193500108. URL <https://doi.org/10.1177/0361198105193500108>. Publisher: SAGE Publications Inc.
- [39] Stefan Borgwardt and Veronika Thost. Temporal query answering in the description logic EL. In *Proceedings of the 24th International Conference on Artificial Intelligence, IJCAI'15*, pages 2819–2825, Buenos Aires, Argentina, July 2015. AAAI Press. ISBN 978-1-57735-738-4.
- [40] Box, George, Jenkins, Gwilym, and Reinsel, Gregory. *Time Series Analysis: Forecasting and Control*. Wiley, 4 edition, 2008.
- [41] Stefano Bragaglia, Federico Chesani, Paola Mello, Marco Montali, and Paolo Torroni. Reactive Event Calculus for Monitoring Global Computing Applications. In David Hutchison, Takeo Kanade, Josef Kittler, Jon M. Kleinberg, Friedemann Mattern, John C. Mitchell, Moni Naor, Oscar Nierstrasz, C. Pandu Rangan, Bernhard Steffen, Madhu Sudan, Demetri Terzopoulos, Doug Tygar, Moshe Y. Vardi, Gerhard Weikum, Alexander Artikis, Robert Craven, Nihan Kesim Çiçekli, Babak Sadighi, and Kostas Stathis, editors, *Logic Programs, Norms and Action*, volume 7360, pages 123–146. Springer Berlin Heidelberg, Berlin, Heidelberg, 2012. ISBN 978-3-642-29413-6 978-3-642-29414-3. doi: 10.1007/978-3-642-29414-3\_8. URL [http://link.springer.com/10.1007/978-3-642-29414-3\\_8](http://link.springer.com/10.1007/978-3-642-29414-3_8). Series Title: Lecture Notes in Computer Science.
- [42] Loreto Bravo and Leopoldo Bertossi. Logic programs for consistently querying data integration systems. In *Proceedings of the 18th international joint conference on Artificial intelligence, IJCAI'03*, pages 10–15, San Francisco, CA, USA, August 2003. Morgan Kaufmann Publishers Inc.
- [43] Fan Bu. A Data Mining Framework for Massive RFID Data Based on Apriori Algorithm. *Journal of Physics: Conference Series*, 1087:022020, September 2018. ISSN 1742-6596. doi: 10.1088/1742-6596/1087/2/022020. URL <https://doi.org/10.1088/1742-6596/1087/2/022020>.
- [44] Yingyi Bu, Vinayak Borkar, Michael J. Carey, Joshua Rosen, Neoklis Polyzotis, Tyson Condie, Markus Weimer, and Raghu Ramakrishnan. Scaling Datalog for Machine Learning on Big Data. *arXiv:1203.0160 [cs]*, March 2012. URL <http://arxiv.org/abs/1203.0160>. arXiv: 1203.0160.

- [45] Haoshu Cai, Yu Guo, Wen-An Yang, and Kun Lu. Mining frequent trajectory patterns of WIP in Internet of Things-based spatial-temporal database. *International Journal of Computer Integrated Manufacturing*, 30(12):1253–1271, December 2017. ISSN 0951-192X. doi: 10.1080/0951192X.2017.1307522. URL <https://doi.org/10.1080/0951192X.2017.1307522>. Publisher: Taylor & Francis \_eprint: <https://doi.org/10.1080/0951192X.2017.1307522>.
- [46] Diego Calvanese, Giuseppe De Giacomo, and Maurizio Lenzerini. Description Logics for Information Integration. In Antonis C. Kakas and Fariba Sadri, editors, *Computational Logic: Logic Programming and Beyond: Essays in Honour of Robert A. Kowalski Part II*, Lecture Notes in Computer Science, pages 41–60. Springer, Berlin, Heidelberg, 2002. ISBN 978-3-540-45632-2. doi: 10.1007/3-540-45632-5\_2. URL [https://doi.org/10.1007/3-540-45632-5\\_2](https://doi.org/10.1007/3-540-45632-5_2).
- [47] Alberto Camacho, Rodrigo Toro Icarte, Toryn Q. Klassen, Richard Valenzano, and Sheila A. McIlraith. LTL and Beyond: Formal Languages for Reward Function Specification in Reinforcement Learning. In *Proceedings of the Twenty-Eighth International Joint Conference on Artificial Intelligence*, pages 6065–6073, Macao, China, August 2019. International Joint Conferences on Artificial Intelligence Organization. ISBN 978-0-9992411-4-1. doi: 10.24963/ijcai.2019/840. URL <https://www.ijcai.org/proceedings/2019/840>.
- [48] Loredana Caruccio, Vincenzo Deufemia, and Giuseppe Polese. Visual data integration based on description logic reasoning. In *Proceedings of the 18th International Database Engineering & Applications Symposium, IDEAS '14*, pages 19–28, New York, NY, USA, July 2014. Association for Computing Machinery. ISBN 978-1-4503-2627-8. doi: 10.1145/2628194.2628215. URL <https://doi.org/10.1145/2628194.2628215>.
- [49] P. Centobelli, R. Cerchione, and T. Murino. Layout and Material Flow Optimization in Digital Factory. *International Journal of Simulation Modelling*, 15(2):223–235, June 2016. ISSN 17264529. doi: 10.2507/IJSIMM15(2)3.327. URL [http://www.ijstimm.com/Full\\_Papers/Fulltext2016/text15-2\\_223-235.pdf](http://www.ijstimm.com/Full_Papers/Fulltext2016/text15-2_223-235.pdf).
- [50] Stefano Ceri, Georg Gottlob, and Letizia Tanca. *Logic Programming and Databases*. Surveys in Computer Science. Springer Berlin Heidelberg, Berlin, Heidelberg, 1990. ISBN 978-3-642-83954-2 978-3-642-83952-8. doi: 10.1007/978-3-642-83952-8. URL <http://link.springer.com/10.1007/978-3-642-83952-8>.
- [51] Melisachew Wudage Chekol and Heiner Stuckenschmidt. Time-Aware Probabilistic Knowledge Graphs. In Johann Gamper, Sophie Pinchinat, and Guido Sciavicco, editors, *26th International Symposium on Temporal Representation and Reasoning, TIME 2019, October 16-19, 2019, Málaga, Spain*, volume 147 of *LIPICs*, pages 8:1–8:17. Schloss Dagstuhl - Leibniz-Zentrum für Informatik, 2019. doi: 10.4230/LIPICs.TIME.2019.8.
- [52] Xiang Chen, Yuanchang Liu, Kamalasudhan Achuthan, and Xinyu Zhang. A ship movement classification based on Automatic Identification System (AIS) data using Convolutional Neural Network. *Ocean Engineering*, 218:108182, December 2020. ISSN 00298018. doi: 10.1016/j.oceaneng.2020.108182. URL <https://linkinghub.elsevier.com/retrieve/pii/S0029801820311124>.

- [53] Xinyu Chen, Jiajie Xu, Rui Zhou, Wei Chen, Junhua Fang, and Chengfei Liu. TrajVAE: A Variational AutoEncoder model for trajectory generation. *Neurocomputing*, 428:332–339, March 2021. ISSN 0925-2312. doi: 10.1016/j.neucom.2020.03.120. URL <https://www.sciencedirect.com/science/article/pii/S0925231220312017>.
- [54] Yujiao Cheng, Liting Sun, Changliu Liu, and Masayoshi Tomizuka. Towards Efficient Human-Robot Collaboration With Robust Plan Recognition and Trajectory Prediction. *IEEE Robotics and Automation Letters*, 5(2):2602–2609, April 2020. ISSN 2377-3766. doi: 10.1109/LRA.2020.2972874.
- [55] Krzysztof Choromanski, Valerii Likhoshesterov, David Dohan, Xingyou Song, Andreea Gane, Tamas Sarlos, Peter Hawkins, Jared Davis, Afroz Mohiuddin, Lukasz Kaiser, David Belanger, Lucy Colwell, and Adrian Weller. Rethinking Attention with Performers. *arXiv:2009.14794 [cs, stat]*, March 2021. URL <http://arxiv.org/abs/2009.14794>. arXiv: 2009.14794.
- [56] Junyoung Chung, Caglar Gulcehre, KyungHyun Cho, and Yoshua Bengio. Empirical Evaluation of Gated Recurrent Neural Networks on Sequence Modeling. *arXiv:1412.3555 [cs]*, December 2014. URL <http://arxiv.org/abs/1412.3555>. arXiv: 1412.3555.
- [57] Chiara Cimino, Elisa Negri, and Luca Fumagalli. Review of digital twin applications in manufacturing. *Computers in Industry*, 113:103130, December 2019. ISSN 01663615. doi: 10.1016/j.compind.2019.103130. URL <https://linkinghub.elsevier.com/retrieve/pii/S0166361519304385>.
- [58] Yagmur Gizem Cinar, Hamid Mirisaei, Parantapa Goswami, Eric Gaussier, Ali Ait-Bachir, and Vadim Strijov. Position-Based Content Attention for Time Series Forecasting with Sequence-to-Sequence RNNs. In Derong Liu, Shengli Xie, Yuanqing Li, Dongbin Zhao, and El-Sayed M. El-Alfy, editors, *Neural Information Processing, Lecture Notes in Computer Science*, pages 533–544, Cham, 2017. Springer International Publishing. ISBN 978-3-319-70139-4. doi: 10.1007/978-3-319-70139-4\_54.
- [59] Anthony G. Cohn and Jochen Renz. Qualitative Spatial Representation and Reasoning. In *Foundations of Artificial Intelligence*, volume 3, pages 551–596. Elsevier, 2008. ISBN 978-0-444-52211-5. doi: 10.1016/S1574-6526(07)03013-1. URL <https://linkinghub.elsevier.com/retrieve/pii/S1574652607030131>.
- [60] Anne G. E. Collins and Jeffrey Cockburn. Beyond dichotomies in reinforcement learning. *Nature Reviews Neuroscience*, 21(10):576–586, October 2020. ISSN 1471-0048. doi: 10.1038/s41583-020-0355-6. URL <https://www.nature.com/articles/s41583-020-0355-6>. Number: 10 Publisher: Nature Publishing Group.
- [61] Byron Cook. Formal Reasoning About the Security of Amazon Web Services. In Hana Chockler and Georg Weissenbacher, editors, *Computer Aided Verification, Lecture Notes in Computer Science*, pages 38–47, Cham, 2018. Springer International Publishing. ISBN 978-3-319-96145-3. doi: 10.1007/978-3-319-96145-3\_3.
- [62] TensorFlow Core. Uncertainty-aware Deep Learning with SNGP, 2022. URL <https://www.tensorflow.org/tutorials/understanding/sngp>.
- [63] Peter Cowling and Marcus Johansson. Using real time information for effective dynamic scheduling. *European Journal of Operational Research*, 139(2):230–244,



- June 2002. ISSN 03772217. doi: 10.1016/S0377-2217(01)00355-1. URL <https://linkinghub.elsevier.com/retrieve/pii/S0377221701003551>.
- [64] CSIRO. Secure Intelligent IoT for Digital Manufacturing. URL <https://www.csiro.au/en/work-with-us/industries/manufacturing/future-digital-manufacturing-fund/secure-intelligent-iot-for-digital-manufacturing>. Publisher: CSIRO.
- [65] Joel Dabrowski and Ashfaqur Rahman. Sensor Data Analytics for Fruit Picker Bag Drop Detection: A Feasibility Study. Technical Report EP191416, Data61, CSIRO, 2019. URL <https://epublish.csiro.au/v7y18/sensor-data-analytics-for-fruit->.
- [66] Ulrich Dahmen and Juergen Rossmann. What is a Digital Twin – A Mediation Approach. In *2021 IEEE International Conference on Electro Information Technology (EIT)*, pages 165–172, Mt. Pleasant, MI, USA, May 2021. IEEE. ISBN 978-1-66541-846-1. doi: 10.1109/EIT51626.2021.9491883. URL <https://ieeexplore.ieee.org/document/9491883/>.
- [67] Violeta Damjanovic-Behrendt and Wernher Behrendt. An open source approach to the design and implementation of Digital Twins for Smart Manufacturing. *International Journal of Computer Integrated Manufacturing*, 32(4-5):366–384, May 2019. ISSN 0951-192X, 1362-3052. doi: 10.1080/0951192X.2019.1599436. URL <https://www.tandfonline.com/doi/full/10.1080/0951192X.2019.1599436>.
- [68] Tirtharaj Dash, Sharad Chitlangia, Aditya Ahuja, and Ashwin Srinivasan. A review of some techniques for inclusion of domain-knowledge into deep neural networks. *Scientific Reports* 2022 12:1, 12(1):1–15, January 2022. ISSN 2045-2322. doi: 10.1038/s41598-021-04590-0. URL <https://www.nature.com/articles/s41598-021-04590-0>. Publisher: Nature Publishing Group ISBN: 0123456789.
- [69] Data Dog. Monitor your IoT devices and backend services in a single unified platform, 2022. URL <https://www.datadoghq.com/dg/monitor/iot/>.
- [70] Luc De Raedt and Kristian Kersting. Probabilistic Inductive Logic Programming. In Luc De Raedt, Paolo Frasconi, Kristian Kersting, and Stephen Muggleton, editors, *Probabilistic Inductive Logic Programming: Theory and Applications*, Lecture Notes in Computer Science, pages 1–27. Springer, Berlin, Heidelberg, 2008. ISBN 978-3-540-78652-8. doi: 10.1007/978-3-540-78652-8\_1. URL [https://doi.org/10.1007/978-3-540-78652-8\\_1](https://doi.org/10.1007/978-3-540-78652-8_1).
- [71] Luc De Raedt, Angelika Kimmig, and Hannu Toivonen. ProbLog: a probabilistic prolog and its application in link discovery. In *Proceedings of the 20th international joint conference on Artificial intelligence, IJCAI'07*, pages 2468–2473, San Francisco, CA, USA, January 2007. Morgan Kaufmann Publishers Inc.
- [72] Gerben Klaas Dirk de Vries and Maarten van Someren. Machine learning for vessel trajectories using compression, alignments and domain knowledge. *Expert Systems with Applications*, 39(18):13426–13439, December 2012. ISSN 0957-4174. doi: 10.1016/j.eswa.2012.05.060. URL <https://www.sciencedirect.com/science/article/pii/S0957417412007762>.
- [73] Thomas Dean and Keiji Kanazawa. A model for reasoning about persistence and causation. *Computational Intelligence*, 5(2):142–150, 1989. ISSN 1467-8640. doi: 10.1111/j.1467-8640.1989.tb00324.x.



- [74] Del Moral, Pierre. Non Linear Filtering: Interacting Particle Solution. *Markov Processes and Related Fields*, 2(4):555–580, 1996.
- [75] Feng Ding, Jian Wang, Jiaqi Ge, and Wenfeng Li. Anomaly Detection in Large-Scale Trajectories Using Hybrid Grid-Based Hierarchical Clustering. *International Journal of Robotics and Automation*, 33(5), 2018. ISSN 1925-7090. doi: 10.2316/Journal.206.2018.5.206-0061. URL <http://www.actapress.com/PaperInfo.aspx?paperId=45822>.
- [76] Xu Chu Ding, Stephen L. Smith, Calin Belta, and Daniela Rus. MDP optimal control under temporal logic constraints. In *IEEE Conference on Decision and Control and European Control Conference*, pages 532–538, Orlando, FL, USA, December 2011. IEEE. ISBN 978-1-61284-801-3 978-1-61284-800-6 978-1-4673-0457-3 978-1-61284-799-3. doi: 10.1109/CDC.2011.6161122. URL <http://ieeexplore.ieee.org/document/6161122/>.
- [77] Martin Dobler, Jens Schumacher, Philipp Busel, and Christian Hartmann. Supporting SMEs in the Lake Constance Region in the Implementation of Cyber-Physical-Systems: Framework and Demonstrator. In *2020 IEEE International Conference on Engineering, Technology and Innovation (ICE/ITMC)*, pages 1–8, Cardiff, United Kingdom, June 2020. IEEE. ISBN 978-1-72817-037-4. doi: 10.1109/ICE/ITMC49519.2020.9198430. URL <https://ieeexplore.ieee.org/document/9198430/>.
- [78] Alexandre Dolgui, Alain Bernard, David Lemoine, Gregor von Cieminski, and David Romero, editors. *Advances in Production Management Systems. Artificial Intelligence for Sustainable and Resilient Production Systems: IFIP WG 5.7 International Conference, APMS 2021, Nantes, France, September 5–9, 2021, Proceedings, Part IV*, volume 633 of *IFIP Advances in Information and Communication Technology*. Springer International Publishing, Cham, 2021. ISBN 978-3-030-85909-1 978-3-030-85910-7. doi: 10.1007/978-3-030-85910-7. URL <https://link.springer.com/10.1007/978-3-030-85910-7>.
- [79] Pedro Domingos and Daniel Lowd. Unifying logical and statistical AI with Markov logic. *Communications of the ACM*, 62(7):74–83, June 2019. ISSN 0001-0782. doi: 10.1145/3241978. URL <https://doi.org/10.1145/3241978>.
- [80] Anton Dries, Angelika Kimmig, Wannes Meert, Joris Renkens, Guy Van den Broeck, Jonas Vlasselaer, and Luc De Raedt. ProbLog2: Probabilistic Logic Programming. In Albert Bifet, Michael May, Bianca Zadrozny, Ricard Gavaldà, Dino Pedreschi, Francesco Bonchi, Jaime Cardoso, and Myra Spiliopoulou, editors, *Machine Learning and Knowledge Discovery in Databases*, Lecture Notes in Computer Science, pages 312–315, Cham, 2015. Springer International Publishing. ISBN 978-3-319-23461-8. doi: 10.1007/978-3-319-23461-8\_37.
- [81] Tiantian Du, Michela Turrin, Sabine Jansen, Andy van den Dobbelsteen, and Jian Fang. Gaps and requirements for automatic generation of space layouts with optimised energy performance. *Automation in Construction*, 116:103132, August 2020. ISSN 09265805. doi: 10.1016/j.autcon.2020.103132. URL <https://linkinghub.elsevier.com/retrieve/pii/S0926580519307496>.
- [82] Yiquan Du, Xiuguo Zhang, Zhiying Cao, Shaobo Wang, Jiacheng Liang, Fengge Zhang, and Jiawei Tang. An Optimized Path Planning Method for Coastal Ships Based on Improved DDPG and DP. *Journal of Advanced Transportation*, 2021:1–23, October 2021. ISSN 2042-3195, 0197-6729. doi: 10.1155/2021/7765130. URL <https://www.hindawi.com/journals/jat/2021/7765130/>.

- [83] Kang-Kang Duan and Shuang-Yin Cao. Emerging RFID technology in structural engineering – A review. *Structures*, 28:2404–2414, December 2020. ISSN 23520124. doi: 10.1016/j.istruc.2020.10.036. URL <https://linkinghub.elsevier.com/retrieve/pii/S2352012420305968>.
- [84] Ren-Jye Dzung, Chong-Wey Lin, and Fan-Yi Hsiao. Application of RFID tracking to the optimization of function-space assignment in buildings. *Automation in Construction*, 40:68–83, April 2014. ISSN 09265805. doi: 10.1016/j.autcon.2013.12.011. URL <https://linkinghub.elsevier.com/retrieve/pii/S092658051300232X>.
- [85] Thomas Eiter and Rafael Kiesel. Weighted LARS for Quantitative Stream Reasoning. In *ECAI 2020 - 24th European Conference on Artificial Intelligence*, pages 729–736, 2020.
- [86] Eugene A. Feinberg, Adam Schwartz, and Frederick S. Hillier, editors. *Handbook of Markov Decision Processes*, volume 40 of *International Series in Operations Research & Management Science*. Springer US, Boston, MA, 2002. ISBN 978-1-4613-5248-8 978-1-4615-0805-2. doi: 10.1007/978-1-4615-0805-2. URL <http://link.springer.com/10.1007/978-1-4615-0805-2>.
- [87] Ricardo Ferreira, Carolina Lopes, Ricardo Gonçalves, Matthias Knorr, Ludwig Krippl, and João Leite. Deep Neural Networks for Approximating Stream Reasoning with C-SPARQL. In *Progress in Artificial Intelligence - 20th EPIA Conference on Artificial Intelligence*, July 2021. URL <http://arxiv.org/abs/2106.08452>.
- [88] Jonathan Flossdorf, Anne Meyer, Dmitri Artjuch, Jaques Schneider, and Carsten Jentsch. Unsupervised Movement Detection in Indoor Positioning Systems. *arXiv:2109.10757 [cs, stat]*, August 2021. URL <http://arxiv.org/abs/2109.10757>. arXiv: 2109.10757.
- [89] Antony Galton. Spatial and temporal knowledge representation. *Earth Science Informatics*, 2(3):169–187, September 2009. ISSN 18650473. doi: 10.1007/s12145-009-0027-6.
- [90] Qiang Gao, Fan Zhou, Kunpeng Zhang, Goce Trajcevski, Xucheng Luo, and Fengli Zhang. Identifying Human Mobility via Trajectory Embeddings. In *Proceedings of the Twenty-Sixth International Joint Conference on Artificial Intelligence*, pages 1689–1695, Melbourne, Australia, August 2017. International Joint Conferences on Artificial Intelligence Organization. ISBN 978-0-9992411-0-3. doi: 10.24963/ijcai.2017/234. URL <https://www.ijcai.org/proceedings/2017/234>.
- [91] Xiaoyu Ge, Jochen Renz, and Hua Hua. Towards Explainable Inference about Object Motion using Qualitative Reasoning. In Michael Thielscher, Francesca Toni, and Frank Wolter, editors, *Principles of Knowledge Representation and Reasoning: Proceedings of the Sixteenth International Conference, KR 2018, Tempe, Arizona, 30 October - 2 November 2018*, pages 641–642. AAAI Press, 2018. URL <https://aaai.org/ocs/index.php/KR/KR18/paper/view/18044>.
- [92] Michael Genesereth. Data Integration: The Relational Logic Approach. *Synthesis Lectures on Artificial Intelligence and Machine Learning*, 4(1):1–97, January 2010. ISSN 1939-4608. doi: 10.2200/S00226ED1V01Y200911AIM008. URL <https://www.morganclaypool.com/doi/abs/10.2200/S00226ED1V01Y200911AIM008>. Publisher: Morgan & Claypool Publishers.

- [93] Zoubin Ghahramani. Learning dynamic Bayesian networks. In Jaime G. Carbonell, Jörg Siekmann, G. Goos, J. Hartmanis, J. van Leeuwen, C. Lee Giles, and Marco Gori, editors, *Adaptive Processing of Sequences and Data Structures*, volume 1387, pages 168–197. Springer Berlin Heidelberg, Berlin, Heidelberg, 1998. ISBN 978-3-540-64341-8 978-3-540-69752-7. URL <http://link.springer.com/10.1007/BFb0053999>.
- [94] Nikos Giatrakos, Elias Alevizos, Alexander Artikis, Antonios Deligiannakis, and Minos Garofalakis. Complex event recognition in the Big Data era: a survey. *The VLDB Journal*, 29(1):313–352, January 2020. ISSN 1066-8888, 0949-877X. doi: 10.1007/s00778-019-00557-w. URL <http://link.springer.com/10.1007/s00778-019-00557-w>.
- [95] Francesco Giuliani, Irtiza Hasan, Marco Cristani, and Fabio Galasso. Transformer Networks for Trajectory Forecasting. In *2020 25th International Conference on Pattern Recognition (ICPR)*, pages 10335–10342, January 2021. doi: 10.1109/ICPR48806.2021.9412190. ISSN: 1051-4651.
- [96] Edward Glaessgen and David Stargel. The Digital Twin Paradigm for Future NASA and U.S. Air Force Vehicles. In *53rd AIAA/ASME/ASCE/AHS/ASC Structures, Structural Dynamics and Materials Conference*, Honolulu, Hawaii, April 2012. American Institute of Aeronautics and Astronautics. ISBN 978-1-60086-937-2. doi: 10.2514/6.2012-1818. URL <http://arc.aiaa.org/doi/abs/10.2514/6.2012-1818>.
- [97] Vibhav Gogate and Pedro Domingos. Probabilistic theorem proving. *Communications of the ACM*, 59(7):107–115, June 2016. ISSN 0001-0782, 1557-7317. doi: 10.1145/2936726. URL <https://dl.acm.org/doi/10.1145/2936726>.
- [98] Ian Goodfellow, Jean Pouget-Abadie, Mehdi Mirza, Bing Xu, David Warde-Farley, Sherjil Ozair, Aaron Courville, and Yoshua Bengio. Generative Adversarial Nets. In *Advances in Neural Information Processing Systems*, volume 27. Curran Associates, Inc., 2014. URL <https://papers.nips.cc/paper/2014/hash/5ca3e9b122f61f8f06494c97b1afccf3-Abstract.html>.
- [99] Valentin Goranko and Antony Galton. Temporal Logic, November 1999. URL <https://plato.stanford.edu/archives/win2015/entries/logic-temporal/>. Last Modified: 2015-05-20.
- [100] Sergio Greco and Cristian Molinaro. Datalog and Logic Databases. *Synthesis Lectures on Data Management*, 7(2):1–169, November 2015. ISSN 2153-5418, 2153-5426. doi: 10.2200/S00648ED1V01Y201505DTM041. URL <http://www.morganclaypool.com/doi/10.2200/S00648ED1V01Y201505DTM041>.
- [101] Michael Grieves. Digital Twin: Manufacturing Excellence through Virtual Factory Replication, 2014. URL <https://www.3ds.com/fileadmin/PRODUCTS-SERVICES/DELMIA/PDF/Whitepaper/DELMIA-APRISO-Digital-Twin-Whitepaper.pdf>.
- [102] Michael Grieves and John Vickers. Digital Twin: Mitigating Unpredictable, Undesirable Emergent Behavior in Complex Systems. In Franz-Josef Kahlen, Shannon Flumerfelt, and Anabela Alves, editors, *Transdisciplinary Perspectives on Complex Systems*, pages 85–113. Springer International Publishing, Cham, 2017. ISBN 978-3-319-38754-3 978-3-319-38756-7. doi: 10.1007/978-3-319-38756-7\_4. URL [http://link.springer.com/10.1007/978-3-319-38756-7\\_4](http://link.springer.com/10.1007/978-3-319-38756-7_4).

- [103] Yulong Gu, Yu Guan, and Paolo Missier. Towards Learning Instantiated Logical Rules from Knowledge Graphs. *arXiv:2003.06071 [cs]*, May 2020. URL <http://arxiv.org/abs/2003.06071>. arXiv: 2003.06071.
- [104] Jiapeng Guo, Ning Zhao, Lin Sun, and Saipeng Zhang. Modular based flexible digital twin for factory design. *Journal of Ambient Intelligence and Humanized Computing*, 10(3):1189–1200, March 2019. ISSN 1868-5137, 1868-5145. doi: 10.1007/s12652-018-0953-6. URL <http://link.springer.com/10.1007/s12652-018-0953-6>.
- [105] Agrim Gupta, Justin Johnson, Li Fei-Fei, Silvio Savarese, and Alexandre Alahi. Social GAN: Socially Acceptable Trajectories with Generative Adversarial Networks. In *2018 IEEE/CVF Conference on Computer Vision and Pattern Recognition*, pages 2255–2264, Salt Lake City, UT, June 2018. IEEE. ISBN 978-1-5386-6420-9. doi: 10.1109/CVPR.2018.00240. URL <https://ieeexplore.ieee.org/document/8578338/>.
- [106] F. Gustafsson, F. Gunnarsson, N. Bergman, U. Forssell, J. Jansson, R. Karlsson, and P.-J. Nordlund. Particle filters for positioning, navigation, and tracking. *IEEE Transactions on Signal Processing*, 50(2):425–437, February 2002. ISSN 1941-0476. doi: 10.1109/78.978396.
- [107] Dávid Gyulai, András Pfeiffer, and Júlia Bergmann. Analysis of asset location data to support decisions in production management and control. *Procedia CIRP*, 88:197–202, January 2020. ISSN 2212-8271. doi: 10.1016/j.procir.2020.05.035. URL <https://www.sciencedirect.com/science/article/pii/S2212827120303504>.
- [108] Ralf Hartmut Güting, Victor Teixeira De Almeida, and Zhiming Ding. Modeling and querying moving objects in networks. *VLDB Journal*, 15(2):165–190, 2006. ISSN 10668888. doi: 10.1007/s00778-005-0152-x. Publisher: Springer New York.
- [109] Ralf Hartmut Güting, Fabio Valdés, and Maria Luisa Damiani. Symbolic trajectories. *ACM Transactions on Spatial Algorithms and Systems*, 1(2), July 2015. ISSN 23740361. doi: 10.1145/2786756.
- [110] Joseph Y. Halpern, Robert Harper, Neil Immerman, Phokion G. Kolaitis, Moshe Y. Vardi, and Victor Vianu. On the Unusual Effectiveness of Logic in Computer Science. *Bulletin of Symbolic Logic*, 7(2):213–236, March 2001. ISSN 1079-8986, 1943-5894. doi: 10.2307/2687775. URL <https://www.cambridge.org/core/journals/bulletin-of-symbolic-logic/article/abs/on-the-unusual-effectiveness-of-logic-in-computer-science/64C8A4DE3D8E95FF54C970310A1F0A8E>.
- [111] Yixiang Han, Conrad S. Tucker, Timothy W. Simpson, and Erik Davidson. A Data Mining Trajectory Clustering Methodology for Modeling Indoor Design Space Utilization. In *ASME 2013 International Design Engineering Technical Conferences and Computers and Information in Engineering Conference*. American Society of Mechanical Engineers Digital Collection, February 2014. doi: 10.1115/DETC2013-12690. URL <https://biomechanical.asmedigitalcollection.asme.org/IDETC-CIE/proceedings/IDETC-CIE2013/55898/V03BT03A017/253862>.
- [112] J. A. Harding, M. Shahbaz, Srinivas, and A. Kusiak. Data Mining in Manufacturing: A Review. *Journal of Manufacturing Science and Engineering*, 128(4):969–976, December 2005. ISSN 1087-1357. doi: 10.1115/1.2194554. URL <https://doi.org/10.1115/1.2194554>.

- [113] Jannicke Baalsrud Hauge, Masoud Zafarzadeh, Yongkuk Jeong, Yi Li, Wajid Ali Khilji, and Magnus Wiktorsson. Employing digital twins within production logistics. In *2020 IEEE International Conference on Engineering, Technology and Innovation (ICE/ITMC)*, pages 1–8, Cardiff, UK, June 2020. IEEE. ISBN 978-1-72817-037-4. doi: 10.1109/ICE/ITMC49519.2020.9198540. URL <https://ieeexplore.ieee.org/document/9198540/>.
- [114] Dominik Herr, S. Grund, and T. Ertl. BlueCollar: Optimizing Worker Paths on Factory Shop Floors with Visual Analytics. In *HICSS*, 2019. doi: 10.24251/HICSS.2019.191.
- [115] Weiming Hu, Jun Gao, Bing Li, Ou Wu, Junping Du, and Stephen Maybank. Anomaly Detection Using Local Kernel Density Estimation and Context-Based Regression. *IEEE Transactions on Knowledge and Data Engineering*, 32(2):218–233, February 2020. ISSN 1041-4347, 1558-2191, 2326-3865. doi: 10.1109/TKDE.2018.2882404. URL <https://ieeexplore.ieee.org/document/8540843/>.
- [116] Zhiting Hu, Xuezhe Ma, Zhengzhong Liu, Eduard Hovy, and Eric Xing. Harnessing Deep Neural Networks with Logic Rules. In *Proceedings of the 54th Annual Meeting of the Association for Computational Linguistics (Volume 1: Long Papers)*, pages 2410–2420, Berlin, Germany, 2016. Association for Computational Linguistics. doi: 10.18653/v1/P16-1228. URL <http://aclweb.org/anthology/P16-1228>.
- [117] iMonitor. Smart manufacturing platform, 2022. URL [https://www.imonitor.net/?gclid=EA1aIqobChMI46iV8pnd9QIVIQsrCh2kbQDsEAAAYBCAAEgLhu\\_D\\_BwE](https://www.imonitor.net/?gclid=EA1aIqobChMI46iV8pnd9QIVIQsrCh2kbQDsEAAAYBCAAEgLhu_D_BwE).
- [118] Wei Ji and Lihui Wang. Big data analytics based fault prediction for shop floor scheduling. *Journal of Manufacturing Systems*, 43:187–194, April 2017. ISSN 0278-6125. doi: 10.1016/j.jmsy.2017.03.008. URL <https://www.sciencedirect.com/science/article/pii/S0278612517300389>.
- [119] Jing Yuan, Yu Zheng, Xing Xie, and Guangzhong Sun. T-Drive: Enhancing Driving Directions with Taxi Drivers’ Intelligence. *IEEE Transactions on Knowledge and Data Engineering*, 25(1):220–232, January 2013. ISSN 1041-4347. doi: 10.1109/TKDE.2011.200. URL <http://ieeexplore.ieee.org/document/6025355/>.
- [120] Kalman R.E. A New Approach to Linear Filtering and Prediction Problems. *Journal of Basic Engineering*, 82:35–45, 1960.
- [121] Tadej Kanduč and Blaž Rodič. Optimization of a furniture factory layout. *Croatian Operational Research Review*, 6(1):121–130, March 2015. ISSN 18480225, 18489931. doi: 10.17535/crorr.2015.0010. URL [http://hrcak.srce.hr/index.php?show=clanak&id\\_clanak\\_jezik=204318&lang=en](http://hrcak.srce.hr/index.php?show=clanak&id_clanak_jezik=204318&lang=en).
- [122] Pranav M. Karve, Yulin Guo, Berkcan Kapusuzoglu, Sankaran Mahadevan, and Mulugeta A. Haile. Digital twin approach for damage-tolerant mission planning under uncertainty. *Engineering Fracture Mechanics*, 225:106766, February 2020. ISSN 00137944. doi: 10.1016/j.engfractmech.2019.106766. URL <https://linkinghub.elsevier.com/retrieve/pii/S0013794419306496>.
- [123] Nikos Katzouris, Georgios Paliouras, and Alexander Artikis. Online Learning Probabilistic Event Calculus Theories in Answer Set Programming. *Theory and Practice of Logic Programming*, pages 1–25, August 2021. ISSN 1471-0684, 1475-3081. doi: 10.1017/S1471068421000107. URL <https://www.cambridge.org/core/journals/theory-and-practice-of-logic-programming/article/abs/>

- [online-learning-probabilistic-event-calculus-theories-in-answer-set-programming/57E24EBFE1CFBBD5CF10CD7EBDD5F848](https://doi.org/10.1007/978-1-4939-9869-5_57).
- [124] Diederik P. Kingma and Max Welling. An Introduction to Variational Autoencoders. *Foundations and Trends® in Machine Learning*, 12(4):307–392, 2019. ISSN 1935-8237, 1935-8245. doi: 10.1561/22000000056. URL <http://arxiv.org/abs/1906.02691>. arXiv: 1906.02691.
- [125] Nikita Kitaev, Łukasz Kaiser, and Anselm Levskaya. Reformer: The Efficient Transformer. *arXiv:2001.04451 [cs, stat]*, February 2020. URL <http://arxiv.org/abs/2001.04451>. arXiv: 2001.04451.
- [126] Daphne Koller and Nir Friedman. *Probabilistic graphical models: principles and techniques*. Adaptive computation and machine learning. MIT Press, Cambridge, MA, 2009. ISBN 978-0-262-01319-2.
- [127] Vineet Kosaraju, Amir Sadeghian, Roberto Martín-Martín, Ian Reid, Hamid Rezatofighi, and Silvio Savarese. Social-BiGAT: Multimodal Trajectory Forecasting using Bicycle-GAN and Graph Attention Networks. In *Advances in Neural Information Processing Systems*, volume 32. Curran Associates, Inc., 2019. URL <https://proceedings.neurips.cc/paper/2019/hash/d09bf41544a3365a46c9077ebb5e35c3-Abstract.html>.
- [128] Robert Kowalski. Algorithm = logic + control. *Communications of the ACM*, 22(7):424–436, July 1979. ISSN 0001-0782. doi: 10.1145/359131.359136. URL <https://doi.org/10.1145/359131.359136>.
- [129] Robert Kowalski and Marek Sergot. A logic-based calculus of events. *New Generation Computing*, 4(1):67–95, March 1986. ISSN 0288-3635, 1882-7055. doi: 10.1007/BF03037383. URL <http://link.springer.com/10.1007/BF03037383>.
- [130] Werner Kritzing, Matthias Karner, Georg Traar, Jan Henjes, and Wilfried Sihm. Digital Twin in manufacturing: A categorical literature review and classification. *IFAC-PapersOnLine*, 51(11):1016–1022, 2018. ISSN 24058963. doi: 10.1016/j.ifacol.2018.08.474. URL <https://linkinghub.elsevier.com/retrieve/pii/S2405896318316021>.
- [131] John Launchbury. A DARPA Perspective on Artificial Intelligence, 2017. URL <https://www.youtube.com/watch?v=-O01G3tSYpU>.
- [132] Y. Lecun, L. Bottou, Y. Bengio, and P. Haffner. Gradient-based learning applied to document recognition. *Proceedings of the IEEE*, 86(11):2278–2324, November 1998. ISSN 1558-2256. doi: 10.1109/5.726791. Conference Name: Proceedings of the IEEE.
- [133] Jae-Gil Lee, Jiawei Han, and Kyu-Young Whang. Trajectory clustering: a partition-and-group framework. In *Proceedings of the 2007 ACM SIGMOD international conference on Management of data*, SIGMOD '07, pages 593–604, New York, NY, USA, June 2007. Association for Computing Machinery. ISBN 978-1-59593-686-8. doi: 10.1145/1247480.1247546. URL <https://doi.org/10.1145/1247480.1247546>.
- [134] Jay Lee, Edzel Lapira, Behrad Bagheri, and Hung-an Kao. Recent advances and trends in predictive manufacturing systems in big data environment. *Manufacturing Letters*, 1(1):38–41, October 2013. ISSN 22138463. doi: 10.1016/j.mfglet.2013.09.005. URL <https://linkinghub.elsevier.com/retrieve/pii/S2213846313000114>.

- [135] Jonghwan Lee, Soonhung Han, and Jeongsam Yang. Construction of a computer-simulated mixed reality environment for virtual factory layout planning. *Computers in Industry*, 62(1):86–98, January 2011. ISSN 01663615. doi: 10.1016/j.compind.2010.07.001. URL <https://linkinghub.elsevier.com/retrieve/pii/S016636151000093X>.
- [136] Jun-Ho Lee and Hyun-Jung Kim. Reinforcement learning for robotic flow shop scheduling with processing time variations. *International Journal of Production Research*, 60(7):2346–2368, April 2022. ISSN 0020-7543. doi: 10.1080/00207543.2021.1887533. URL <https://doi.org/10.1080/00207543.2021.1887533>. Publisher: Taylor & Francis \_eprint: <https://doi.org/10.1080/00207543.2021.1887533>.
- [137] Wang-Chien Lee and John Krumm. Trajectory Preprocessing. In Yu Zheng and Xiaofang Zhou, editors, *Computing with Spatial Trajectories*, pages 3–33. Springer, New York, NY, 2011. ISBN 978-1-4614-1629-6. doi: 10.1007/978-1-4614-1629-6\_1. URL [https://doi.org/10.1007/978-1-4614-1629-6\\_1](https://doi.org/10.1007/978-1-4614-1629-6_1).
- [138] Po-Ruey Lei. A framework for anomaly detection in maritime trajectory behavior. *Knowledge and Information Systems*, 47(1):189–214, April 2016. ISSN 0219-1377, 0219-3116. doi: 10.1007/s10115-015-0845-4. URL <http://link.springer.com/10.1007/s10115-015-0845-4>.
- [139] Jiewu Leng, Dewen Wang, Weiming Shen, Xinyu Li, Qiang Liu, and Xin Chen. Digital twins-based smart manufacturing system design in Industry 4.0: A review. *Journal of Manufacturing Systems*, 60:119–137, July 2021. ISSN 02786125. doi: 10.1016/j.jmsy.2021.05.011. URL <https://linkinghub.elsevier.com/retrieve/pii/S0278612521001151>.
- [140] Alon Y. Levy. Logic-Based Techniques in Data Integration. In Jack Minker, editor, *Logic-Based Artificial Intelligence*, The Springer International Series in Engineering and Computer Science, pages 575–595. Springer US, Boston, MA, 2000. ISBN 978-1-4615-1567-8. doi: 10.1007/978-1-4615-1567-8\_24. URL [https://doi.org/10.1007/978-1-4615-1567-8\\_24](https://doi.org/10.1007/978-1-4615-1567-8_24).
- [141] Chenzhao Li, Sankaran Mahadevan, You Ling, Sergio Choze, and Liping Wang. Dynamic Bayesian Network for Aircraft Wing Health Monitoring Digital Twin. *AIAA Journal*, 55(3):930–941, March 2017. ISSN 0001-1452, 1533-385X. doi: 10.2514/1.J055201. URL <https://arc.aiaa.org/doi/10.2514/1.J055201>.
- [142] Heng Li, Greg Chan, Johnny Kwok Wai Wong, and Martin Skitmore. Real-time locating systems applications in construction. *Automation in Construction*, 63:37–47, March 2016. ISSN 09265805. doi: 10.1016/j.autcon.2015.12.001. URL <https://linkinghub.elsevier.com/retrieve/pii/S0926580515002411>.
- [143] Huan Li, Hua Lu, Gang Chen, Ke Chen, Qinkuang Chen, and Lidan Shou. Toward Translating Raw Indoor Positioning Data into Mobility Semantics. *ACM/IMS Transactions on Data Science*, 1(4):1–37, November 2020. ISSN 2691-1922. doi: 10.1145/3385190. Publisher: Association for Computing Machinery (ACM).
- [144] Jianwen Li, Moshe Y. Vardi, and Kristin Y. Rozier. Satisfiability Checking for Mission-Time LTL. In Isil Dillig and Serdar Tasiran, editors, *Computer Aided Verification*, Lecture Notes in Computer Science, pages 3–22, Cham, 2019. Springer International Publishing. ISBN 978-3-030-25543-5. doi: 10.1007/978-3-030-25543-5\_1.



- [145] Tao Li and Vivek Srikumar. Augmenting Neural Networks with First-order Logic. *ACL 2019 - 57th Annual Meeting of the Association for Computational Linguistics, Proceedings of the Conference*, pages 292–302, June 2019. doi: 10.18653/v1/p19-1028. URL <https://arxiv.org/abs/1906.06298v3>. arXiv: 1906.06298 Publisher: Association for Computational Linguistics (ACL) ISBN: 9781950737482.
- [146] Tengfei Li, Jing Liu, Haiying Sun, Xiang Chen, Lipeng Zhang, and Junfeng Sun. A spatio-temporal specification language and its completeness & decidability. *Journal of Cloud Computing*, 9(1):65, December 2020. ISSN 2192-113X. doi: 10.1186/s13677-020-00209-3. URL <https://journalofcloudcomputing.springeropen.com/articles/10.1186/s13677-020-00209-3>.
- [147] Xiao Li, Cristian-Ioan Vasile, and Calin Belta. Reinforcement learning with temporal logic rewards. In *2017 IEEE/RSJ International Conference on Intelligent Robots and Systems (IROS)*, pages 3834–3839, September 2017. doi: 10.1109/IROS.2017.8206234. ISSN: 2153-0866.
- [148] Xiucheng Li, Kaiqi Zhao, Gao Cong, Christian S. Jensen, and Wei Wei. Deep Representation Learning for Trajectory Similarity Computation. In *2018 IEEE 34th International Conference on Data Engineering (ICDE)*, pages 617–628, April 2018. doi: 10.1109/ICDE.2018.00062. ISSN: 2375-026X.
- [149] Xupeng Li, Bin Cui, Yiru Chen, Wentao Wu, and Ce Zhang. MLog: towards declarative in-database machine learning. *Proceedings of the VLDB Endowment*, 10(12):1933–1936, August 2017. ISSN 2150-8097. doi: 10.14778/3137765.3137812. URL <https://doi.org/10.14778/3137765.3137812>.
- [150] Yuxi Li. Deep Reinforcement Learning. Technical Report arXiv:1810.06339, arXiv, October 2018. URL <http://arxiv.org/abs/1810.06339>. arXiv:1810.06339 [cs, stat] type: article.
- [151] Hsuan-Cheng Liao. A Survey of Reinforcement Learning with Temporal Logic Rewards. TUM, 2020. URL <https://mediatum.ub.tum.de/doc/1579215/1579215.pdf>.
- [152] Benson Limketkai, Lin Liao, and Dieter Fox. Relational object maps for mobile robots. In *Proceedings of the 19th international joint conference on Artificial intelligence, IJCAI'05*, pages 1471–1476, San Francisco, CA, USA, July 2005. Morgan Kaufmann Publishers Inc.
- [153] Mengnan Liu, Shuiliang Fang, Huiyue Dong, and Cunzhi Xu. Review of digital twin about concepts, technologies, and industrial applications. *Journal of Manufacturing Systems*, 58:346–361, January 2021. ISSN 02786125. doi: 10.1016/j.jmsy.2020.06.017. URL <https://linkinghub.elsevier.com/retrieve/pii/S0278612520301072>.
- [154] Ran Liu, Xiaolei Xie, Kaiye Yu, and Qiaoyu Hu. A survey on simulation optimization for the manufacturing system operation. *International Journal of Modelling and Simulation*, 38(2):116–127, April 2018. ISSN 0228-6203, 1925-7082. doi: 10.1080/02286203.2017.1401418. URL <https://www.tandfonline.com/doi/full/10.1080/02286203.2017.1401418>.
- [155] Xueyi Liu and Jie Tang. Network representation learning: A macro and micro view. *AI Open*, 2:43–64, 2021. ISSN 26666510. doi: 10.1016/j.aiopen.2021.02.001. URL <https://linkinghub.elsevier.com/retrieve/pii/S2666651021000024>.



- [156] Yunhao Liu, Yiyang Zhao, Lei Chen, Jian Pei, and Jinsong Han. Mining Frequent Trajectory Patterns for Activity Monitoring Using Radio Frequency Tag Arrays. *IEEE Transactions on Parallel and Distributed Systems*, 23(11):2138–2149, November 2012. ISSN 1558-2183. doi: 10.1109/TPDS.2011.307. Conference Name: IEEE Transactions on Parallel and Distributed Systems.
- [157] Zheng Liu, Norbert Meyendorf, and Nezhir Mrad. The role of data fusion in predictive maintenance using digital twin. *AIP Conference Proceedings*, 1949(1):020023, April 2018. ISSN 0094-243X. doi: 10.1063/1.5031520. URL <https://aip.scitation.org/doi/abs/10.1063/1.5031520>. Publisher: American Institute of Physics.
- [158] Henrik Ljunggren. Using Deep Learning for Classifying Ship Trajectories. In *2018 21st International Conference on Information Fusion (FUSION)*, pages 2158–2164, July 2018. doi: 10.23919/ICIF.2018.8455776.
- [159] Ryan Luna, Morteza Lahijanian, Mark Moll, and Lydia E. Kavraki. Asymptotically Optimal Stochastic Motion Planning with Temporal Goals. In H. Levent Akin, Nancy M. Amato, Volkan Isler, and A. Frank van der Stappen, editors, *Algorithmic Foundations of Robotics XI*, volume 107, pages 335–352. Springer International Publishing, Cham, 2015. ISBN 978-3-319-16594-3 978-3-319-16595-0. doi: 10.1007/978-3-319-16595-0\_20. URL [http://link.springer.com/10.1007/978-3-319-16595-0\\_20](http://link.springer.com/10.1007/978-3-319-16595-0_20). Series Title: Springer Tracts in Advanced Robotics.
- [160] Carsten Lutz and Maja Miličić. A Tableau Algorithm for Description Logics with Concrete Domains and General TBoxes. *Journal of Automated Reasoning*, 38(1-3):227–259, February 2007. ISSN 0168-7433, 1573-0670. doi: 10.1007/s10817-006-9049-7. URL <http://link.springer.com/10.1007/s10817-006-9049-7>.
- [161] Carsten Lutz, Frank Wolter, and Michael Zakharyashev. Temporal Description Logics: A Survey. In *2008 15th International Symposium on Temporal Representation and Reasoning*, pages 3–14, Montreal, QC, June 2008. IEEE. ISBN 978-0-7695-3181-6. doi: 10.1109/TIME.2008.14. URL <https://ieeexplore.ieee.org/document/4553284/>.
- [162] Jianming Lv, Qing Li, Qinghui Sun, and Xintong Wang. T-CONV: A Convolutional Neural Network for Multi-scale Taxi Trajectory Prediction. In *2018 IEEE International Conference on Big Data and Smart Computing (BigComp)*, pages 82–89, January 2018. doi: 10.1109/BigComp.2018.00021. ISSN: 2375-9356.
- [163] Andreas Löcklin, Tamás Ruppert, László Jakab, Robert Libert, Nasser Jazdi, and Michael Weyrich. Trajectory Prediction of Humans in Factories and Warehouses with Real-Time Locating Systems. In *2020 25th IEEE International Conference on Emerging Technologies and Factory Automation (ETFA)*, volume 1, pages 1317–1320, September 2020. doi: 10.1109/ETFA46521.2020.9211913. ISSN: 1946-0759.
- [164] Marco Macchi, Irene Roda, Elisa Negri, and Luca Fumagalli. Exploring the role of Digital Twin for Asset Lifecycle Management. *IFAC-PapersOnLine*, 51(11):790–795, 2018. ISSN 24058963. doi: 10.1016/j.ifacol.2018.08.415. URL <https://linkinghub.elsevier.com/retrieve/pii/S2405896318315416>.
- [165] MachineMetrics. Eliminate guesswork with real-time production tracking, 2022. URL <https://www.machinemetrics.com/production-tracking-software>.
- [166] Robin Manhaeve, Sebastijan Dumančić, Angelika Kimmig, Thomas Demeester, and Luc De Raedt. Neural probabilistic logic programming in DeepProbLog. *Artificial*

- Intelligence*, 298:103504, September 2021. ISSN 00043702. doi: 10.1016/j.artint.2021.103504. URL <https://linkinghub.elsevier.com/retrieve/pii/S0004370221000552>.
- [167] Periklis Mantenoglou, Alexander Artikis, and Georgios Paliouras. Online Probabilistic Interval-Based Event Calculus. In *ECAI 2020*, pages 2624–2631. IOS Press, 2020. doi: 10.3233/FAIA200399. URL <https://ebooks.iospress.nl/doi/10.3233/FAIA200399>.
- [168] Gary Marcus. The Next Decade in AI: Four Steps Towards Robust Artificial Intelligence. Technical Report arXiv:2002.06177, arXiv, February 2020. URL <http://arxiv.org/abs/2002.06177>. arXiv:2002.06177 [cs] type: article.
- [169] Lawrence Z. Markosian, Masoud Mansouri-Samani, Peter C. Mehlitz, and Tom Pressburger. Program Model Checking Using Design-for-Verification: NASA Flight Software Case Study. In *2007 IEEE Aerospace Conference*, pages 1–9, March 2007. doi: 10.1109/AERO.2007.352767. ISSN: 1095-323X.
- [170] Hongyuan Mei, Guanghui Qin, Minjie Xu, and Jason Eisner. Neural datalog through time: informed temporal modeling via logical specification. In *Proceedings of the 37th International Conference on Machine Learning, ICML’20*, pages 6808–6819. JMLR.org, July 2020.
- [171] Baichuan Mo, Zhenliang Ma, Haris N. Koutsopoulos, and Jinhua Zhao. Calibrating Path Choices and Train Capacities for Urban Rail Transit Simulation Models Using Smart Card and Train Movement Data. *Journal of Advanced Transportation*, 2021:1–15, February 2021. ISSN 2042-3195, 0197-6729. doi: 10.1155/2021/5597130. URL <https://www.hindawi.com/journals/jat/2021/5597130/>.
- [172] Reham Mohamed, Heba Aly, and Moustafa Youssef. Accurate Real-time Map Matching for Challenging Environments. *IEEE Transactions on Intelligent Transportation Systems*, 18(4):847–857, April 2017. ISSN 1558-0016. doi: 10.1109/TITS.2016.2591958. Conference Name: IEEE Transactions on Intelligent Transportation Systems.
- [173] Motion Analysis. Motion analysis powered by Cortex, 2022. URL <https://motionanalysis.com/industrial/>.
- [174] Stephen Muggleton and Luc de Raedt. Inductive Logic Programming: Theory and methods. *The Journal of Logic Programming*, 19-20:629–679, May 1994. ISSN 0743-1066. doi: 10.1016/0743-1066(94)90035-3. URL <https://www.sciencedirect.com/science/article/pii/0743106694900353>.
- [175] Kevin Nagorny, Pedro Lima-Monteiro, Jose Barata, and Armando Walter Colombo. Big Data Analysis in Smart Manufacturing: A Review. *International Journal of Communications, Network and System Sciences*, 10(3):31–58, March 2017. doi: 10.4236/ijcns.2017.103003. URL <http://www.scirp.org/Journal/Paperabs.aspx?paperid=75656>. Number: 3 Publisher: Scientific Research Publishing.
- [176] Sriraam Natarajan, Kristian Kersting, Edward Ip, David R. Jacobs, and Jeffrey Carr. Early prediction of coronary artery calcification levels using machine learning. In *Proceedings of the Twenty-Seventh AAAI Conference on Artificial Intelligence, AAAI’13*, pages 1557–1562, Bellevue, Washington, July 2013. AAAI Press.
- [177] Stacy D. Nelson and Charles Pecheur. Formal Verification for a Next-Generation Space Shuttle. In Michael G. Hinchey, James L. Rash, Walter F. Truszkowski, Christopher Rouff, and Diana Gordon-Spears, editors, *Formal Approaches to Agent-Based Systems*,

- Lecture Notes in Computer Science, pages 53–67, Berlin, Heidelberg, 2003. Springer. ISBN 978-3-540-45133-4. doi: 10.1007/978-3-540-45133-4\_5.
- [178] Son T. Nguyen, Hung T. Nguyen, Philip B. Taylor, and James Middleton. Improved Head Direction Command Classification using an Optimised Bayesian Neural Network. In *2006 International Conference of the IEEE Engineering in Medicine and Biology Society*, pages 5679–5682, New York, NY, August 2006. IEEE. ISBN 978-1-4244-0032-4. doi: 10.1109/IEMBS.2006.260430. URL <http://ieeexplore.ieee.org/document/4463095/>.
- [179] Nishant Nikhil and Brendan Tran Morris. Convolutional Neural Network for Trajectory Prediction. In Laura Leal-Taixé and Stefan Roth, editors, *Computer Vision – ECCV 2018 Workshops*, volume 11131, pages 186–196. Springer International Publishing, Cham, 2019. ISBN 978-3-030-11014-7 978-3-030-11015-4. doi: 10.1007/978-3-030-11015-4\_16. URL [http://link.springer.com/10.1007/978-3-030-11015-4\\_16](http://link.springer.com/10.1007/978-3-030-11015-4_16). Series Title: Lecture Notes in Computer Science.
- [180] Nils J. Nilsson. Probabilistic logic. *Artificial Intelligence*, 28(1):71–87, February 1986. ISSN 0004-3702. doi: 10.1016/0004-3702(86)90031-7. URL <https://www.sciencedirect.com/science/article/pii/0004370286900317>.
- [181] Davide Nitti, Tinne De Laet, and Luc De Raedt. Relational object tracking and learning. In *2014 IEEE International Conference on Robotics and Automation (ICRA)*, pages 935–942, May 2014. doi: 10.1109/ICRA.2014.6906966. ISSN: 1050-4729.
- [182] Xiaoguang Niu, Ying Zhu, and Xining Zhang. DeepSense: A novel learning mechanism for traffic prediction with taxi GPS traces. In *2014 IEEE Global Communications Conference*, pages 2745–2750, December 2014. doi: 10.1109/GLOCOM.2014.7037223. ISSN: 1930-529X.
- [183] Aäron van den Oord, S. Dieleman, H. Zen, K. Simonyan, Oriol Vinyals, A. Graves, Nal Kalchbrenner, A. Senior, and K. Kavukcuoglu. WaveNet: A Generative Model for Raw Audio. In *SSW*, 2016.
- [184] Djamila Ouelhadj and Sanja Petrovic. A survey of dynamic scheduling in manufacturing systems. *Journal of Scheduling*, 12(4):417–431, August 2009. ISSN 1094-6136, 1099-1425. doi: 10.1007/s10951-008-0090-8. URL <http://link.springer.com/10.1007/s10951-008-0090-8>.
- [185] Irfan M Ovacik and Reha Uzsoy. Exploiting Shop Floor Status Information to Schedule Complex Job Shops. *Journal of Manufacturing Systems*, 13(2):12, 1994.
- [186] Irfan M. Ovacik and Reha Uzsoy. *Decomposition Methods for Complex Factory Scheduling Problems*. Springer US, Boston, MA, 1997. ISBN 978-1-4613-7906-5 978-1-4615-6329-7. doi: 10.1007/978-1-4615-6329-7. URL <http://link.springer.com/10.1007/978-1-4615-6329-7>.
- [187] Claire Palmer, Esmond N. Urwin, Ali Niknejad, Dobrila Petrovic, Keith Popplewell, and Robert I. M. Young. An ontology supported risk assessment approach for the intelligent configuration of supply networks. *Journal of Intelligent Manufacturing*, 29(5):1005–1030, June 2018. ISSN 0956-5515, 1572-8145. doi: 10.1007/s10845-016-1252-8. URL <http://link.springer.com/10.1007/s10845-016-1252-8>.
- [188] Marcel Panzer and Benedict Bender. Deep reinforcement learning in production systems: a systematic literature review. *International Journal of Production Research*, 0

- (0):1–26, September 2021. ISSN 0020-7543. doi: 10.1080/00207543.2021.1973138. URL <https://doi.org/10.1080/00207543.2021.1973138>.
- [189] Christine Parent, Stefano Spaccapietra, Chiara Renso, Gennady Andrienko, Natalia Andrienko, Vania Bogorny, Maria Luisa Damiani, Aris Gkoulalas-Divanis, Jose Macedo, Nikos Pelekis, Yannis Theodoridis, and Zhixian Yan. Semantic trajectories modeling and analysis. *ACM Computing Surveys*, 45(4), August 2013. ISSN 03600300. doi: 10.1145/2501654.2501656.
- [190] Francesco Parisi and John Grant. Integrity Constraints for Probabilistic Spatio-Temporal Knowledgebases. In Umberto Straccia and Andrea Cali, editors, *Scalable Uncertainty Management*, Lecture Notes in Computer Science, pages 251–264, Cham, 2014. Springer International Publishing. ISBN 978-3-319-11508-5. doi: 10.1007/978-3-319-11508-5\_21.
- [191] Francesco Parisi and John Grant. Knowledge Representation in Probabilistic Spatio-Temporal Knowledge Bases. *Journal of Artificial Intelligence Research*, 55:743–798, March 2016. ISSN 1076-9757. doi: 10.1613/jair.4883. URL <https://jair.org/index.php/jair/article/view/10992>.
- [192] SeongHyeon Park, Byeongdo Kim, C. Kang, C. Chung, and J. Choi. Sequence-to-Sequence Prediction of Vehicle Trajectory via LSTM Encoder-Decoder Architecture. *2018 IEEE Intelligent Vehicles Symposium (IV)*, 2018. doi: 10.1109/IVS.2018.8500658.
- [193] Judea Pearl. *Probabilistic Reasoning in Intelligent Systems: Networks of Plausible Inference*. Morgan Kaufmann Publishers Inc., San Francisco, CA, USA, 1988. ISBN 978-1-55860-479-7.
- [194] Thomas Pellissier Tanon, Daria Stepanova, Simon Razniewski, Paramita Mirza, and Gerhard Weikum. Completeness-Aware Rule Learning from Knowledge Graphs. In Claudia d’Amato, Miriam Fernandez, Valentina Tamma, Freddy Lecue, Philippe Cudré-Mauroux, Juan Sequeda, Christoph Lange, and Jeff Heflin, editors, *The Semantic Web – ISWC 2017*, Lecture Notes in Computer Science, pages 507–525, Cham, 2017. Springer International Publishing. ISBN 978-3-319-68288-4. doi: 10.1007/978-3-319-68288-4\_30.
- [195] Thomas Pellissier Tanon, Gerhard Weikum, and Fabian Suchanek. YAGO 4: A Reasonable Knowledge Base. In Andreas Harth, Sabrina Kirrane, Axel-Cyrille Ngonga Ngomo, Heiko Paulheim, Anisa Rula, Anna Lisa Gentile, Peter Haase, and Michael Cochez, editors, *The Semantic Web*, volume 12123, pages 583–596. Springer International Publishing, Cham, 2020. ISBN 978-3-030-49460-5 978-3-030-49461-2. URL [http://link.springer.com/10.1007/978-3-030-49461-2\\_34](http://link.springer.com/10.1007/978-3-030-49461-2_34).
- [196] Jeff M. Phillips and Pingfan Tang. Simple Distances for Trajectories via Landmarks. In *Proceedings of the 27th ACM SIGSPATIAL International Conference on Advances in Geographic Information Systems*, pages 468–471, Chicago IL USA, November 2019. ACM. ISBN 978-1-4503-6909-1. doi: 10.1145/3347146.3359098. URL <https://dl.acm.org/doi/10.1145/3347146.3359098>.
- [197] Manolis Pitsikalis, Konstantina Bereta, Marios Vodas, Dimitris Zissis, and Alexander Artikis. Event processing for maritime situational awareness. In *Big Data Analytics for Time-Critical Mobility Forecasting: From Raw Data to Trajectory-Oriented Mobility Analytics in the Aviation and Maritime Domains*, pages 255–274. Springer

- International Publishing, January 2020. ISBN 978-3-030-45164-6. doi: 10.1007/978-3-030-45164-6\_9.
- [198] David Poole. First-order probabilistic inference. In *Proceedings of the 18th international joint conference on Artificial intelligence, IJCAI'03*, pages 985–991, San Francisco, CA, USA, August 2003. Morgan Kaufmann Publishers Inc.
- [199] Carlo Giacomo Prato. Route choice modeling: past, present and future research directions. *Journal of Choice Modelling*, 2(1):65–100, 2009. ISSN 17555345. doi: 10.1016/S1755-5345(13)70005-8. URL <https://linkinghub.elsevier.com/retrieve/pii/S1755534513700058>.
- [200] Guillaume Pronost, Frederique Mayer, Brunelle Marche, Mauricio Camargo, and Laurent Dupont. Towards a Framework for the Classification of Digital Twins and their Applications. In *2021 IEEE International Conference on Engineering, Technology and Innovation (ICE/ITMC)*, pages 1–7, Cardiff, United Kingdom, June 2021. IEEE. ISBN 978-1-66544-963-2. doi: 10.1109/ICE/ITMC52061.2021.9570114. URL <https://ieeexplore.ieee.org/document/9570114/>.
- [201] Mohammed A. Quddus, Washington Y. Ochieng, and Robert B. Noland. Current map-matching algorithms for transport applications: State-of-the art and future research directions. *Transportation Research Part C: Emerging Technologies*, 15(5):312–328, October 2007. ISSN 0968-090X. doi: 10.1016/j.trc.2007.05.002. URL <https://www.sciencedirect.com/science/article/pii/S0968090X07000265>.
- [202] Luc De Raedt, Kristian Kersting, Sriraam Natarajan, and David Poole. *Statistical Relational Artificial Intelligence: Logic, Probability, and Computation*. Morgan and Claypool, March 2016. URL <http://www.morganclaypool.com/doi/10.2200/S00692ED1V01Y201601AIM032>.
- [203] A. Rahman, D.V. Smith, B. Little, A.B. Ingham, P.L. Greenwood, and G.J. Bishop-Hurley. Cattle behaviour classification from collar, halter, and ear tag sensors. *Information Processing in Agriculture*, 5(1):124–133, March 2018. ISSN 22143173. doi: 10.1016/j.inpa.2017.10.001. URL <https://linkinghub.elsevier.com/retrieve/pii/S2214317317301099>.
- [204] Matthew Richardson and Pedro Domingos. Markov logic networks. *Machine Learning*, 62(1-2):107–136, February 2006. ISSN 0885-6125, 1573-0565. doi: 10.1007/s10994-006-5833-1. URL <http://link.springer.com/10.1007/s10994-006-5833-1>.
- [205] Fabrizio Riguzzi and Theresa Swift. A survey of probabilistic logic programming. In Michael Kifer and Yanhong Annie Liu, editors, *Declarative Logic Programming: Theory, Systems, and Applications*, pages 185–228. ACM, September 2018. ISBN 978-1-970001-99-0. doi: 10.1145/3191315.3191319. URL <https://dl.acm.org/citation.cfm?id=3191319>.
- [206] Fabrizio Riguzzi, Elena Bellodi, Riccardo Zese, Giuseppe Cota, and Evelina Lamma. A survey of lifted inference approaches for probabilistic logic programming under the distribution semantics. *International Journal of Approximate Reasoning*, 80:313–333, January 2017. ISSN 0888613X. doi: 10.1016/j.ijar.2016.10.002. URL <https://linkinghub.elsevier.com/retrieve/pii/S0888613X16301736>.
- [207] Jérémy Roos, Gérald Gavin, and Stéphane Bonnevay. A dynamic Bayesian network approach to forecast short-term urban rail passenger flows with incomplete data. In

- Transportation Research Procedia*, volume 26, pages 53–61. Elsevier B.V., 2017. doi: 10.1016/j.trpro.2017.07.008. ISSN: 23521465.
- [208] Roland Rosen, Georg von Wichert, George Lo, and Kurt D. Bettenhausen. About The Importance of Autonomy and Digital Twins for the Future of Manufacturing. *IFAC-PapersOnLine*, 48(3):567–572, 2015. ISSN 24058963. doi: 10.1016/j.ifacol.2015.06.141. URL <https://linkinghub.elsevier.com/retrieve/pii/S2405896315003808>.
- [209] David E. Rumelhart, Geoffrey E. Hinton, and Ronald J. Williams. Learning representations by back-propagating errors. *Nature*, 323(6088):533–536, October 1986. ISSN 1476-4687. doi: 10.1038/323533a0. URL <https://www.nature.com/articles/323533a0>. Number: 6088 Publisher: Nature Publishing Group.
- [210] Tamas Ruppert and Janos Abonyi. Integration of real-time locating systems into digital twins. *Journal of Industrial Information Integration*, 20:100174, December 2020. ISSN 2452414X. doi: 10.1016/j.jii.2020.100174. URL <https://linkinghub.elsevier.com/retrieve/pii/S2452414X20300492>.
- [211] András Rác-Szabó, Tamás Ruppert, László Bántay, Andreas Löcklin, László Jakab, and János Abonyi. Real-Time Locating System in Production Management. *Sensors*, 20(23):6766, November 2020. ISSN 1424-8220. doi: 10.3390/s20236766. URL <https://www.mdpi.com/1424-8220/20/23/6766>.
- [212] Jörg Sander, Martin Ester, Hans-Peter Kriegel, and Xiaowei Xu. Density-Based Clustering in Spatial Databases: The Algorithm GDBSCAN and Its Applications. *Data Mining and Knowledge Discovery*, 2(2):169–194, June 1998. ISSN 1573-756X. doi: 10.1023/A:1009745219419. URL <https://doi.org/10.1023/A:1009745219419>.
- [213] S. Sanghai, P. Domingos, and D. Weld. Relational Dynamic Bayesian Networks. *Journal of Artificial Intelligence Research*, 24:759–797, December 2005. ISSN 1076-9757. doi: 10.1613/jair.1625. URL <https://jair.org/index.php/jair/article/view/10431>.
- [214] Taisuke Sato. A Statistical Learning Method for Logic Programs with Distribution Semantics. In *In Proceedings of the 12th International Conference on Logic Programming (iclp’95)*, pages 715–729. MIT Press, 1995.
- [215] Abraham. Savitzky and M. J. E. Golay. Smoothing and Differentiation of Data by Simplified Least Squares Procedures. *Analytical Chemistry*, 36(8):1627–1639, July 1964. ISSN 0003-2700, 1520-6882. doi: 10.1021/ac60214a047. URL <https://pubs.acs.org/doi/abs/10.1021/ac60214a047>.
- [216] Stefan Schabus and Johannes Scholz. Geographic Information Science and Technology as Key Approach to unveil the Potential of Industry 4.0 - How Location and Time Can Support Smart Manufacturing:. In *Proceedings of the 12th International Conference on Informatics in Control, Automation and Robotics*, pages 463–470, Colmar, Alsace, France, 2015. SCITEPRESS - Science and Technology Publications. ISBN 978-989-758-122-9 978-989-758-123-6. doi: 10.5220/0005510804630470. URL <http://www.scitepress.org/DigitalLibrary/Link.aspx?doi=10.5220/0005510804630470>.
- [217] Carl Schultz, Mehul Bhatt, Jakob Suchan, and Przemysław Andrzej Wałęga. Answer Set Programming Modulo ‘Space-Time’. In Christoph Benzmüller, Francesco Ricca, Xavier Parent, and Dumitru Roman, editors, *Rules and Reasoning*, volume 11092, pages 318–326. Springer International Publishing, Cham, 2018. ISBN 978-3-319-99905-0 978-3-319-99906-7. URL [http://link.springer.com/10.1007/978-3-319-99906-7\\_24](http://link.springer.com/10.1007/978-3-319-99906-7_24).



- [218] Stefan Schulz, Boontawee Suntisrivaraporn, Franz Baader, and Martin Boeker. SNOMED reaching its adolescence: Ontologists' and logicians' health check. *International Journal of Medical Informatics*, 78:S86–S94, April 2009. ISSN 1386-5056. doi: 10.1016/j.ijmedinf.2008.06.004. URL <https://www.sciencedirect.com/science/article/pii/S1386505608000919>.
- [219] Christoph Schwindt and Jürgen Zimmermann, editors. *Handbook on Project Management and Scheduling Vol. 2*. Springer International Publishing, Cham, 2015. ISBN 978-3-319-05914-3 978-3-319-05915-0. doi: 10.1007/978-3-319-05915-0. URL <http://link.springer.com/10.1007/978-3-319-05915-0>.
- [220] Christoph Schwindt and Jürgen Zimmermann, editors. *Handbook on Project Management and Scheduling Vol.1*. Springer International Publishing, Cham, 2015. ISBN 978-3-319-05442-1 978-3-319-05443-8. doi: 10.1007/978-3-319-05443-8. URL <http://link.springer.com/10.1007/978-3-319-05443-8>.
- [221] Sepp Hochreiter and Jürgen Schmidhuber. Long Short Term Memory. *Neural Computation*, 9(8):1735–1780, 1997.
- [222] Md. Sumon Shahriar, Daniel Smith, Ashfaqur Rahman, Mark Freeman, James Hills, Richard Rawnsley, Dave Henry, and Greg Bishop-Hurley. Detecting heat events in dairy cows using accelerometers and unsupervised learning. *Computers and Electronics in Agriculture*, 128:20–26, October 2016. ISSN 01681699. doi: 10.1016/j.compag.2016.08.009. URL <https://linkinghub.elsevier.com/retrieve/pii/S0168169916306093>.
- [223] Shaoyun Shi, Hanxiong Chen, Weizhi Ma, Jiaxin Mao, Min Zhang, and Yongfeng Zhang. Neural Logic Reasoning. In *Proceedings of the 29th ACM International Conference on Information & Knowledge Management, CIKM '20*, pages 1365–1374, New York, NY, USA, October 2020. Association for Computing Machinery. ISBN 978-1-4503-6859-9. doi: 10.1145/3340531.3411949. URL <https://doi.org/10.1145/3340531.3411949>.
- [224] Gadi Singer. The Rise of Cognitive AI, May 2021. URL <https://towardsdatascience.com/the-rise-of-cognitive-ai-a29d2b724ccc>.
- [225] Anastasios Skarlatidis, Alexander Artikis, Jason Filippou, and Georgios Paliouras. A Probabilistic Logic Programming Event Calculus. *Theory and Practice of Logic Programming*, 15(2):213–245, March 2015. ISSN 1471-0684, 1475-3081. doi: 10.1017/S1471068413000690. URL <http://arxiv.org/abs/1204.1851>. arXiv:1204.1851 [cs].
- [226] SmartX HUB. Industrial – IIoT and RFID – Improve Tracking, Workflows, and Safety by SmartX HUB, 2022. URL <https://smartxhub.com/industrial/>.
- [227] Daniel Smith, Jody McNally, Bryce Little, Aaron Ingham, and Sabine Schmoelzl. Automatic detection of parturition in pregnant ewes using a three-axis accelerometer. *Computers and Electronics in Agriculture*, 173:105392, June 2020. ISSN 01681699. doi: 10.1016/j.compag.2020.105392. URL <https://linkinghub.elsevier.com/retrieve/pii/S0168169919322872>.
- [228] Qisong Song, Shaobo Li, Jing Yang, Qiang Bai, Jianjun Hu, Xingxing Zhang, and Ansi Zhang. Intelligent Optimization Algorithm-Based Path Planning for a Mobile Robot. *Computational Intelligence and Neuroscience*, 2021:1–17, September 2021. ISSN 1687-5273, 1687-5265. doi: 10.1155/2021/8025730. URL <https://www.hindawi.com/journals/cin/2021/8025730/>.

- [229] Xuan Song, Hiroshi Kanasugi, and Ryosuke Shibasaki. DeepTransport: Prediction and Simulation of Human Mobility and Transportation Mode at a Citywide Level. *International Joint Conference on Artificial Intelligence (IJCAI-16)*, pages 2618–2624, 2016.
- [230] Bernd Josef Stetter. Wearable Sensors and Machine Learning based Human Movement Analysis – Applications in Sports and Medicine. Karlsruhe Institut für Technologie (KIT), 2021. URL <https://publikationen.bibliothek.kit.edu/1000131001>.
- [231] Gian Antonio Susto, Andrea Schirru, Simone Pampuri, Sean McLoone, and Alessandro Beghi. Machine Learning for Predictive Maintenance: A Multiple Classifier Approach. *IEEE Transactions on Industrial Informatics*, 11(3):812–820, June 2015. ISSN 1551-3203, 1941-0050. doi: 10.1109/TII.2014.2349359. URL <http://ieeexplore.ieee.org/document/6879441/>.
- [232] Ilya Sutskever, Oriol Vinyals, and Quoc V Le. Sequence to Sequence Learning with Neural Networks. In *Advances in Neural Information Processing Systems*, volume 27. Curran Associates, Inc., 2014. URL <https://proceedings.neurips.cc/paper/2014/hash/a14ac55a4f27472c5d894ec1c3c743d2-Abstract.html>.
- [233] Richard S. Sutton and Andrew G. Barto. *Reinforcement Learning: An Introduction*. Adaptive Computation and Machine Learning series. A Bradford Book, Cambridge, MA, USA, 2 edition, November 2018. ISBN 978-0-262-03924-6.
- [234] Muhammad Syafrudin, Ganjar Alfian, Norma Latif Fitriyani, and Jongtae Rhee. Performance Analysis of IoT-Based Sensor, Big Data Processing, and Machine Learning Model for Real-Time Monitoring System in Automotive Manufacturing. *Sensors*, 18(9):2946, September 2018. ISSN 1424-8220. doi: 10.3390/s18092946. URL <https://www.mdpi.com/1424-8220/18/9/2946>. Number: 9 Publisher: Multidisciplinary Digital Publishing Institute.
- [235] Fei Tao, Qinglin Qi, Ang Liu, and Andrew Kusiak. Data-driven smart manufacturing. *Journal of Manufacturing Systems*, 48:157–169, July 2018. ISSN 0278-6125. doi: 10.1016/j.jmsy.2018.01.006. URL <https://www.sciencedirect.com/science/article/pii/S0278612518300062>.
- [236] Fei Tao, Fangyuan Sui, Ang Liu, Qinglin Qi, Meng Zhang, Boyang Song, Zirong Guo, Stephen C.-Y. Lu, and A. Y. C. Nee. Digital twin-driven product design framework. *International Journal of Production Research*, 57(12):3935–3953, June 2019. ISSN 0020-7543, 1366-588X. doi: 10.1080/00207543.2018.1443229. URL <https://www.tandfonline.com/doi/full/10.1080/00207543.2018.1443229>.
- [237] Yufei Tao, Reynold Cheng, Xiaokui Xiao, Wang Kay Ngai, Ben Kao, and Sunil Prabhakar. Indexing multi-dimensional uncertain data with arbitrary probability density functions. In *Proceedings of the 31st international conference on Very large data bases, VLDB '05*, pages 922–933, Trondheim, Norway, August 2005. VLDB Endowment. ISBN 978-1-59593-154-2.
- [238] Ahmed Y. Tawfik and Eric M. Neufeld. Temporal Reasoning and Bayesian Networks. *Computational Intelligence*, 16(3):349–377, August 2000. ISSN 0824-7935, 1467-8640. doi: 10.1111/0824-7935.00116. URL <https://onlinelibrary.wiley.com/doi/10.1111/0824-7935.00116>.



- [239] Palina Tolmach, Yi Li, Shang-Wei Lin, Yang Liu, and Zengxiang Li. A Survey of Smart Contract Formal Specification and Verification. *ACM Computing Surveys*, 54(7): 1–38, September 2022. ISSN 0360-0300, 1557-7341. doi: 10.1145/3464421. URL <https://dl.acm.org/doi/10.1145/3464421>.
- [240] Du Tran, Lubomir Bourdev, Rob Fergus, Lorenzo Torresani, and Manohar Paluri. Learning Spatiotemporal Features with 3D Convolutional Networks. In *2015 IEEE International Conference on Computer Vision (ICCV)*, pages 4489–4497, Santiago, Chile, December 2015. IEEE. ISBN 978-1-4673-8391-2. doi: 10.1109/ICCV.2015.510. URL <http://ieeexplore.ieee.org/document/7410867/>.
- [241] Efthimis Tsilonis, Alexander Artikis, and Georgios Paliouras. Incremental Event Calculus for Run-Time Reasoning. In *Proceedings of the 13th ACM International Conference on Distributed and Event-based Systems, DEBS '19*, pages 79–90, New York, NY, USA, June 2019. Association for Computing Machinery. ISBN 978-1-4503-6794-3. doi: 10.1145/3328905.3329504. URL <https://doi.org/10.1145/3328905.3329504>.
- [242] Thomas H.-J. Uhlemann, Christoph Schock, Christian Lehmann, Stefan Freiberger, and Rolf Steinhilper. The Digital Twin: Demonstrating the Potential of Real Time Data Acquisition in Production Systems. *Procedia Manufacturing*, 9:113–120, 2017. ISSN 23519789. doi: 10.1016/j.promfg.2017.04.043. URL <https://linkinghub.elsevier.com/retrieve/pii/S2351978917301610>.
- [243] Jan-Frederik Uhlenkamp, Karl Hribernik, Stefan Wellsandt, and Klaus-Dieter Thoben. Digital Twin Applications : A first systemization of their dimensions. In *2019 IEEE International Conference on Engineering, Technology and Innovation (ICE/ITMC)*, pages 1–8, Valbonne Sophia-Antipolis, France, June 2019. IEEE. ISBN 978-1-72813-401-7. doi: 10.1109/ICE.2019.8792579. URL <https://ieeexplore.ieee.org/document/8792579/>.
- [244] Jan Vachalek, Lukas Bartalsky, Oliver Rovny, Dana Sismisova, Martin Morhac, and Milan Loksik. The digital twin of an industrial production line within the industry 4.0 concept. In *2017 21st International Conference on Process Control (PC)*, pages 258–262, Strbske Pleso, Slovakia, June 2017. IEEE. ISBN 978-1-5386-4011-1. doi: 10.1109/PC.2017.7976223. URL <http://ieeexplore.ieee.org/document/7976223/>.
- [245] Fabio Valdés and Ralf Hartmut Güting. A framework for efficient multi-attribute movement data analysis. *The VLDB Journal*, 28(4):427–449, August 2019. ISSN 1066-8888, 0949-877X. doi: 10.1007/s00778-018-0525-6. URL <http://link.springer.com/10.1007/s00778-018-0525-6>.
- [246] Emanuele Della Valle, Stefano Ceri, Frank van Harmelen, and Dieter Fensel. It’s a Streaming World! Reasoning upon Rapidly Changing Information. *IEEE Intelligent Systems*, 24(6):83–89, November 2009. ISSN 1541-1672. doi: 10.1109/MIS.2009.125. URL <http://ieeexplore.ieee.org/document/5372206/>.
- [247] Eric VanDerHorn and Sankaran Mahadevan. Digital Twin: Generalization, characterization and implementation. *Decision Support Systems*, 145:113524, June 2021. ISSN 01679236. doi: 10.1016/j.dss.2021.113524. URL <https://linkinghub.elsevier.com/retrieve/pii/S0167923621000348>.
- [248] Ashish Vaswani, Noam Shazeer, Niki Parmar, Jakob Uszkoreit, Llion Jones, Aidan N Gomez, Łukasz Kaiser, and Illia Polosukhin. Attention is All you

- Need. In *Advances in Neural Information Processing Systems*, volume 30. Curran Associates, Inc., 2017. URL <https://proceedings.neurips.cc/paper/2017/hash/3f5ee243547dee91fbd053c1c4a845aa-Abstract.html>.
- [249] Viterbi, Andrew. Error bounds for convolutional codes and an asymptotically optimum decoding algorithm. *IEEE Transactions on Information Theory*, 13(2):260–269, 1967.
- [250] Jonas Vlasselaer, Wannes Meert, Guy Van Den Broeck, and Luc De Raedt. Efficient probabilistic inference for dynamic relational models. In *Proceedings of the 13th AAAI Conference on Statistical Relational AI*, AAAIWS’14-13, pages 131–132. AAAI Press, January 2014.
- [251] Fang Wan and Chaoyang Song. A Neural Network With Logical Reasoning Based on Auxiliary Inputs. *Frontiers in Robotics and AI*, 5:86, July 2018. ISSN 2296-9144. doi: 10.3389/frobt.2018.00086. URL <https://www.frontiersin.org/article/10.3389/frobt.2018.00086/full>.
- [252] Di Wang, Tomio Miwa, and Takayuki Morikawa. Big Trajectory Data Mining: A Survey of Methods, Applications, and Services. *Sensors*, 20(16):4571, January 2020. ISSN 1424-8220. doi: 10.3390/s20164571. URL <https://www.mdpi.com/1424-8220/20/16/4571>. Number: 16 Publisher: Multidisciplinary Digital Publishing Institute.
- [253] Jin Wang, Jiacheng Wu, Mingda Li, Jiaqi Gu, Ariyam Das, and Carlo Zaniolo. Formal semantics and high performance in declarative machine learning using Datalog. *The VLDB Journal*, 30(5):859–881, September 2021. ISSN 1066-8888, 0949-877X. doi: 10.1007/s00778-021-00665-6. URL <https://link.springer.com/10.1007/s00778-021-00665-6>.
- [254] Peng Wang, Jing Yang, and Jianpei Zhang. Location Prediction for Indoor Spaces based on Trajectory Similarity. In *2021 4th International Conference on Data Science and Information Technology*, DSIT 2021, pages 402–407, New York, NY, USA, July 2021. Association for Computing Machinery. ISBN 978-1-4503-9024-8. doi: 10.1145/3478905.3478983. URL <https://doi.org/10.1145/3478905.3478983>.
- [255] Ezra Wari and Weihang Zhu. A survey on metaheuristics for optimization in food manufacturing industry. *Applied Soft Computing*, 46:328–343, September 2016. ISSN 15684946. doi: 10.1016/j.asoc.2016.04.034. URL <https://linkinghub.elsevier.com/retrieve/pii/S156849461630182X>.
- [256] Przemysław Andrzej Wałęga, Mehul Bhatt, and Carl Schultz. ASPMT(QS): Non-Monotonic Spatial Reasoning with Answer Set Programming Modulo Theories. In Francesco Calimeri, Giovambattista Ianni, and Mirosław Truszczyński, editors, *Logic Programming and Nonmonotonic Reasoning*, volume 9345, pages 488–501. Springer International Publishing, Cham, 2015. ISBN 978-3-319-23263-8 978-3-319-23264-5. URL [http://link.springer.com/10.1007/978-3-319-23264-5\\_41](http://link.springer.com/10.1007/978-3-319-23264-5_41).
- [257] Worximity Technology. OEE monitoring tool - Tileboard by Worximity, 2022. URL <http://www.worximity.com/en/oee-monitoring-tool>.
- [258] Yi Wu, Yuxin Wu, Aviv Tamar, Stuart Russell, Georgia Gkioxari, and Yuandong Tian. Bayesian Relational Memory for Semantic Visual Navigation. In *2019 IEEE/CVF International Conference on Computer Vision (ICCV)*, pages 2769–2779, Seoul, Korea (South), October 2019. IEEE. ISBN 978-1-72814-803-8. doi: 10.1109/ICCV.2019.00286. URL <https://ieeexplore.ieee.org/document/9009539/>.

- [259] Zonghan Wu, Shirui Pan, Guodong Long, Jing Jiang, and Chengqi Zhang. Graph wavenet for deep spatial-temporal graph modeling. In *Proceedings of the 28th International Joint Conference on Artificial Intelligence, IJCAI'19*, pages 1907–1913, Macao, China, August 2019. AAAI Press. ISBN 978-0-9992411-4-1.
- [260] Jian Qiu Xu, Ralf Hartmut Güting, Yu Zheng, and Ouri Wolfson. Moving Objects with Transportation Modes: A Survey. *Journal of Computer Science and Technology*, 34(4): 709–726, July 2019. ISSN 18604749. doi: 10.1007/s11390-019-1938-4. Publisher: Springer New York LLC.
- [261] Zhixian Yan, Christine Parent, Stefano Spaccapietra, and Dipanjan Chakraborty. A Hybrid Model and Computing Platform for Spatio-semantic Trajectories. In David Hutchison, Takeo Kanade, Josef Kittler, Jon M. Kleinberg, Friedemann Mattern, John C. Mitchell, Moni Naor, Oscar Nierstrasz, C. Pandu Rangan, Bernhard Steffen, Madhu Sudan, Demetri Terzopoulos, Doug Tygar, Moshe Y. Vardi, Gerhard Weikum, Lora Aroyo, Grigoris Antoniou, Eero Hyvönen, Annette ten Teije, Heiner Stuckenschmidt, Liliana Cabral, and Tania Tudorache, editors, *The Semantic Web: Research and Applications*, volume 6088, pages 60–75. Springer Berlin Heidelberg, Berlin, Heidelberg, 2010. ISBN 978-3-642-13485-2 978-3-642-13486-9. doi: 10.1007/978-3-642-13486-9\_5. URL [http://link.springer.com/10.1007/978-3-642-13486-9\\_5](http://link.springer.com/10.1007/978-3-642-13486-9_5). Series Title: Lecture Notes in Computer Science.
- [262] Dong Yang, Lingxiao Wu, Shuaian Wang, Haiying Jia, and Kevin X. Li. How big data enriches maritime research – a critical review of Automatic Identification System (AIS) data applications. *Transport Reviews*, 39(6):755–773, November 2019. ISSN 0144-1647, 1464-5327. doi: 10.1080/01441647.2019.1649315. URL <https://www.tandfonline.com/doi/full/10.1080/01441647.2019.1649315>.
- [263] Fan Yang, Xi Fang, Fei Gao, Xianjin Zhou, Hao Li, Hongbin Jin, and Yu Song. Obstacle Avoidance Path Planning for UAV Based on Improved RRT Algorithm. *Discrete Dynamics in Nature and Society*, 2022:1–9, January 2022. ISSN 1607-887X, 1026-0226. doi: 10.1155/2022/4544499. URL <https://www.hindawi.com/journals/ddns/2022/4544499/>.
- [264] Di Yao, Chao Zhang, Zhihua Zhu, Jianhui Huang, and Jingping Bi. Trajectory clustering via deep representation learning. In *2017 International Joint Conference on Neural Networks (IJCNN)*, pages 3880–3887, May 2017. doi: 10.1109/IJCNN.2017.7966345. ISSN: 2161-4407.
- [265] Chanyeol Yoo, Robert Fitch, and Salah Sukkarieh. Provably-correct stochastic motion planning with safety constraints. In *2013 IEEE International Conference on Robotics and Automation*, pages 981–986, Karlsruhe, Germany, May 2013. IEEE. ISBN 978-1-4673-5643-5 978-1-4673-5641-1. doi: 10.1109/ICRA.2013.6630692. URL <http://ieeexplore.ieee.org/document/6630692/>.
- [266] Cunjun Yu, Xiao Ma, Jiawei Ren, Haiyu Zhao, and Shuai Yi. Spatio-Temporal Graph Transformer Networks for Pedestrian Trajectory Prediction. In Andrea Vedaldi, Horst Bischof, Thomas Brox, and Jan-Michael Frahm, editors, *Computer Vision – ECCV 2020*, volume 12357, pages 507–523. Springer International Publishing, Cham, 2020. ISBN 978-3-030-58609-6 978-3-030-58610-2. URL [https://link.springer.com/10.1007/978-3-030-58610-2\\_30](https://link.springer.com/10.1007/978-3-030-58610-2_30).

- [267] Jiangbo Gabe Yu, Brent Selby, Nicholas Vlahos, Vivek Yadav, and Jason Lemp. A feature-oriented vehicle trajectory data processing scheme for data mining: A case study for Statewide truck parking behaviors. *Transportation Research Interdisciplinary Perspectives*, 11:100401, September 2021. ISSN 2590-1982. doi: 10.1016/j.trip.2021.100401. URL <https://www.sciencedirect.com/science/article/pii/S2590198221001081>.
- [268] Yong Yu, Haina Tang, Fei Wang, Lin Wu, Tangwen Qian, Tao Sun, and Yongjun Xu. TULSN: Siamese Network for Trajectory-user Linking. In *2020 International Joint Conference on Neural Networks (IJCNN)*, pages 1–8, July 2020. doi: 10.1109/IJCNN48605.2020.9206609. ISSN: 2161-4407.
- [269] Jianjing Zhang, Hongyi Liu, Qing Chang, Lihui Wang, and Robert X. Gao. Recurrent neural network for motion trajectory prediction in human-robot collaborative assembly. *CIRP Annals*, 69(1):9–12, January 2020. ISSN 0007-8506. doi: 10.1016/j.cirp.2020.04.077. URL <https://www.sciencedirect.com/science/article/pii/S0007850620300998>.
- [270] Yingfeng Zhang, Shan Ren, Yang Liu, Tomohiko Sakao, and Donald Huisingh. A framework for Big Data driven product lifecycle management. *Journal of Cleaner Production*, 159:229–240, August 2017. ISSN 0959-6526. doi: 10.1016/j.jclepro.2017.04.172. URL <https://www.sciencedirect.com/science/article/pii/S0959652617309150>.
- [271] Kai Zhao, Jie Feng, Zhao Xu, Tong Xia, Lin Chen, Funing Sun, Diansheng Guo, Depeng Jin, and Yong Li. DeepMM: Deep Learning Based Map Matching with Data Augmentation. In *Proceedings of the 27th ACM SIGSPATIAL International Conference on Advances in Geographic Information Systems*, pages 452–455, Chicago IL USA, November 2019. ACM. ISBN 978-1-4503-6909-1. doi: 10.1145/3347146.3359090. URL <https://dl.acm.org/doi/10.1145/3347146.3359090>.
- [272] Yu Zheng. Trajectory Data Mining: An Overview. *ACM Transactions on Intelligent Systems and Technology*, 6(3):29:1–29:41, May 2015. ISSN 2157-6904. doi: 10.1145/2743025. URL <https://doi.org/10.1145/2743025>.
- [273] Yu Zheng, Yukun Chen, Quannan Li, Xing Xie, and Wei-Ying Ma. Understanding transportation modes based on GPS data for web applications. *ACM Transactions on the Web*, 4(1):1–36, January 2010. ISSN 1559-1131, 1559-114X. doi: 10.1145/1658373.1658374. URL <https://dl.acm.org/doi/10.1145/1658373.1658374>.
- [274] Ray Y. Zhong, George Q. Huang, Q. Y. Dai, and T. Zhang. Mining SOTs and dispatching rules from RFID-enabled real-time shopfloor production data. *Journal of Intelligent Manufacturing*, 25(4):825–843, August 2014. ISSN 1572-8145. doi: 10.1007/s10845-012-0721-y. URL <https://doi.org/10.1007/s10845-012-0721-y>.
- [275] Fan Zhou, Qiang Gao, Goce Trajcevski, Kunpeng Zhang, Ting Zhong, and Fengli Zhang. Trajectory-User Linking via Variational AutoEncoder. In *Proceedings of the Twenty-Seventh International Joint Conference on Artificial Intelligence*, pages 3212–3218, Stockholm, Sweden, July 2018. International Joint Conferences on Artificial Intelligence Organization. ISBN 978-0-9992411-2-7. doi: 10.24963/ijcai.2018/446. URL <https://www.ijcai.org/proceedings/2018/446>.
- [276] Fan Zhou, Yurou Dai, Qiang Gao, Pengyu Wang, and Ting Zhong. Self-supervised human mobility learning for next location prediction and trajectory classification. *Knowledge Based Systems*, 228, 2021. doi: 10.1016/j.knsys.2021.107214. URL <https://reader.elsevier.com/reader/sd/pii/S0950705121004767?token=>

B74B486F29448DEC07EA95C8DFAED53E42FB117B28D91D93806BFA60F2A2B4DF8086E71D  
originRegion=us-east-1&originCreation=20220204011551.

- [277] Yu Zhou, Haixia Zheng, Xin Huang, Shufeng Hao, Dengao Li, and Jumin Zhao. Graph Neural Networks: Taxonomy, Advances, and Trends. *ACM Transactions on Intelligent Systems and Technology*, 13(1):15:1–15:54, January 2022. ISSN 2157-6904. doi: 10.1145/3495161. URL <https://doi.org/10.1145/3495161>.
- [278] Cunbo Zhuang, Tian Miao, Jianhua Liu, and Hui Xiong. The connotation of digital twin, and the construction and application method of shop-floor digital twin. *Robotics and Computer-Integrated Manufacturing*, 68:102075, April 2021. ISSN 07365845. doi: 10.1016/j.rcim.2020.102075. URL <https://linkinghub.elsevier.com/retrieve/pii/S0736584520302854>.
- [279] Özgür Lütü Özçep, Ralf Möller, and Christian Neuenstadt. A Stream-Temporal Query Language for Ontology Based Data Access. In Carsten Lutz and Michael Thielscher, editors, *KI 2014: Advances in Artificial Intelligence*, volume 8736, pages 183–194. Springer International Publishing, Cham, 2014. ISBN 978-3-319-11205-3 978-3-319-11206-0. URL [http://link.springer.com/10.1007/978-3-319-11206-0\\_18](http://link.springer.com/10.1007/978-3-319-11206-0_18).