

# On the Salient Limitations of the Methods of Assembly Theory and their Classification of Molecular Biosignatures

Abicumaran Uthamacumaran<sup>†1,2</sup>, Felipe S. Abrahão<sup>‡3,4</sup>, Narsis A. Kiani<sup>§5,6</sup>, and Hector Zenil<sup>\*6,7,8</sup>

<sup>1</sup> Dept. Psychology, Concordia University, Montreal, Quebec, Canada.

<sup>2</sup> McGill University, McGill Genome Center, Majewski Lab, Canada.

<sup>3</sup> Centre for Logic, Epistemology and the History of Science, University of Campinas, Brazil.

<sup>4</sup> Data Extreme Lab, National Laboratory for Scientific Computing, Brazil.

<sup>5</sup> Department of Oncology-Pathology, Center for Molecular Medicine, Karolinska Institutet, Sweden.

<sup>6</sup> Algorithmic Dynamics Lab, Karolinska Institutet, Sweden.

<sup>7</sup> Machine Learning Group, Department of Chemical Engineering and Biotechnology, University of Cambridge, U.K.

<sup>8</sup> School of Biomedical Engineering and Imaging Sciences, King's College London, U.K.

## Abstract

We demonstrate that the assembly pathway method underlying Assembly Theory (AT) is a dictionary-based encoding scheme for ‘counting copies’, widely used by popular statistical compression algorithms some of which have been applied to many areas, including systems biology, chemistry and biosignature classification. We show that AT performs similarly in all cases (synthetic or natural) to other simple coding schemes and underperforms compared to system-related indexes based upon algorithmic probability that take into account the likelihood of related computable approximations of similar events. Our results also demonstrate that simple (and tractably computable) modular instructions can mislead AT, leading to failure in practice in capturing properties of physical systems. These theoretical and empirical results imply that the assembly index, whose computable nature is not an advantage, does not offer substantial improvements over existing methods. In contrast, other resource-bounded (therefore also computable) indexes that approximate algorithmic (Kolmogorov) complexity show the ability to separate organic from inorganic molecules and even perform better on the mass spectral information used by the authors of AT. We show the predictive power of these other system-driven indexes based on their solid foundations and empirical results.

**Keywords:** assembly theory, assembly index, complexity, biosignatures, statistical coding, algorithmic information, LZW compression

---

\*hector.zenil@cs.ox.ac.uk, hz429@cantab.ac.uk, hector.zenil@kcl.ac.uk

# 1 Introduction

The distinction between living and nonliving systems has long fascinated both scientists and philosophers. The question has been at the core of the areas of systems biology and complexity science since their inception, with the germane concept of complexity as an irreducible emergent property among simpler components in a system long believed to be at the centre of the distinction between living systems and inanimate matter [1, 4, 9, 15, 22]. The first to discuss this nexus of issues was Erwin Schrödinger in his book “What is Life?”, exploring the physical aspect of life and cells, followed by Claude Shannon with his concept of entropy motivated in large part not only by communication theory but by the characterisation of life and intelligence, bringing the concept of information to the core of the question. Shannon proposed his digital theory of communication and information is applied to understand information processing in biological systems [18]. By solving not only the problem of a mathematical definition for randomness but also the apparent bias toward simplicity underlying formal theories, the concepts of algorithmic information, algorithmic randomness, and algorithmic probability from Algorithmic Information Theory (AIT) abstract the issue away from statistics and human personal biases and choices to recast it in terms of fundamental mathematical first principles. These foundations are the underpinnings of coding methods, and they are ultimately what explain and justify their application as a generalisation of Shannon’s information theory, which is subsumed into AIT. AIT has also been motivated by questions about randomness, complexity, and structure in the real world with concepts ranging from algorithmic probability [21] that formalises the discussion related to how likely a computable process or object is to be produced by chance under information constraints, to the concept of Logical Depth [10] that frames the discussion related to process memory, causal structure and how life can be characterised away from randomness and simplicity.

A recently introduced approach termed “Assembly Theory”, featuring a computable index, has been claimed to be a novel and superior approach to distinguishing living from non-living systems and gauging the complexity of molecular biosignatures with an assembly index or molecular assembly index (MA). In proposing MA as a new complexity measure that quantifies the minimal number of bond-forming steps needed to construct a molecule, the central claim advanced in [12] is that molecules with high molecular assembly index (MA) values “are very unlikely to form abiotically, and the probability of abiotic formation goes down as MA increases”. We will use assembly index, AT or MA to refer to the same theory and derived index.

In other words, according to the authors, “high MA molecules cannot

form in detectable abundance through random and unconstrained processes, implying that the existence of high MA molecules depends on additional constraints imposed on the process” [12].

The underlying intuition is that such an assembly index (by virtue of minimising the length of the path necessary for an extrinsic agent to assemble the object) would afford “a way to rank the relative complexity of objects made up of the same building units on the basis of the pathway, exploiting the combinatorial nature of these combinations” [13].

In order to support their central claim, Marshall et al. [12] state that “MA tracks the specificity of a path through the combinatorically vast chemical space” and that, as presented in [14], it “leads to a measure of structural complexity that accounts for the structure of the object and how it could have been constructed, which is, in all cases, computable and unambiguous”. The authors propose that molecules with high MA detected in contexts or samples generated by random processes, in which there are minimal (or no) biases in the formation of the objects, display a smaller frequency of occurrence in comparison to the frequency of occurrence of molecules in alternative configurations, where extrinsic agents or a set of biases (such as those brought into play by evolutionary processes) play a significant role.

However, we found that what the authors have called AT [12] is a formulation that mirrors the working of previous coding algorithms without proper references or attribution. In particular, statistical lossless compression algorithms whose purpose is to find redundancies. These algorithms were dictionary-based, like run-length encoding (RLE), Huffman [17], and Lempel-Ziv (LZ)-based [20]. They all started early in the field of compression looking for identical copies that could be reused. The algorithms in the LZ family, in particular, look for the longest substring matches.

LZ77/LZ78 is at the core of AT up to a constant. An elementary sequential coding scheme that has been used in compression since 1977 and is behind algorithms like zip, gzip, giff, and others, exploited for the purposes of compression and as approximations to algorithmic (Kolmogorov-Chaitin) complexity or  $K$ . This is because compressibility is a sufficient proof of non-randomness. Lossless compression incorporating these basic ideas has been widely applied in the context of living systems, including a landmark paper published in 2005 that was not only capable of characterising DNA as a biosignature, but was capable of reconstructing the main branches of an evolutionary phylogenetic tree from the compressibility ratio of mammalian mtDNA sequences [11]. The same LZ algorithms have been used for plagiarism detection, as language distance, and for clustering and classification [11].

While just as with AT, LZ indexes are weak approximations [7] to  $K$  [11] given that in genetics it is widely known that similar species will have similar

nucleotide GC content and therefore a simple Shannon Entropy approach on a uniform distribution of G and C nucleotides—effectively simply counting the GC content [24]— would have yielded the same phylogenetic tree, the reference shows that compression schemes have been central in complexity applications to living organisms and biosignatures.

The assembly (or molecular) index is a resource-bounded measure of algorithmic complexity identical to LZ77/LZ78 up to a constant in its number of compression steps but weaker than resource-bounded measures introduced before [28, 31, 36]. Just like LZ77, it looks for the largest substring matches to count them only once as they can be reused to reproduce the original object, but is weaker than other approximating measures because by definition it only takes into consideration identical copies rather than the full spectrum of causal operations to which an object may be subject to (beyond simple identical copies).

Our results demonstrate that the claim that AT may help not only to distinguish life from non-life but also to identify non-terrestrial life, explain evolution and natural selection, and unify physics and biology is a major overstatement. What AT amounts to is a re-purposing of some elementary algorithms in computer science in a sub-optimal application of life detection that has been suggested and undertaken before [10, 25] even producing the same results on separating organic from non-organic chemical compounds [27].

The limitations and drawbacks identified here extend to all applications of these methods developed in [6, 12–14, 26] and are based on their comparison to other weak statistical measures.

By empirically demonstrating the higher predictive performance of AIT-based complexity measures such as approximations to algorithmic (Kolmogorov-Chaitin) complexity to experimental applications in molecular classification, we extend the results reported before in [27] that had already demonstrated the capabilities of these measures to separate chemical compounds by their particular properties, including organic from inorganic years before the introduction of Assembly Theory.

## 1.1 Description of Algorithmic Complexity Measures

The paper by Marshall et al. [13] introduced the molecular assembly (MA) algorithm as a new approach to assess the complexity of biochemical interactomes and distinguish biosignatures of life from abiotic chemistry. The hypothesis is that the molecular assembly (MA) algorithm models the assembly process of biomolecules.

To evaluate the MA algorithm’s utility for analyzing complex biochemical systems, we benchmarked it against established methods from algorithmic

information theory that quantify algorithmic complexity. Algorithmic information theory, rooted in computational complexity theory and Kolmogorov complexity, provides a rigorous mathematical framework to assess the information content of objects independent of the specific encoding. We applied several algorithmic information theory techniques to the same datasets analyzed in [13], including molecular distance matrices and mass spectrometry data of chemical interactomes. Our toolkit consisted of:

1D-BDM: The block decomposition method (BDM) segments data vectors into variable blocks and calculates the algorithmic complexity from the entropy of block sizes [28]. 1D-BDM analyzes one-dimensional data such as DNA sequences. 2D-BDM: The two-dimensional BDM acts on distance matrices and other 2D datasets. It divides matrices into rectangular blocks and computes complexity from block entropies.

LZW: The Lempel-Ziv-Welch (LZW) algorithm evaluates complexity by the number of steps needed to compress data (Ziv and Lempel, 1978). It builds a dictionary of sequences and measures complexity by dictionary size. Shannon Entropy: As a measure of uncertainty, or randomness, it quantifies information content based on symbol frequencies in data. Lower entropy indicates simpler patterns.

1D-RLE: Run-length encoding (RLE) [5] compresses data by counting repetitions of symbols. 1D-RLE counts runs in 1D sequences. 1D-Huffman: Huffman coding [17] compresses data by assigning shorter codes to more frequent symbols. 1D-Huffman operates on 1D sequences.

2D-RLE and 2D-Huffman: The 2D versions apply RLE and Huffman coding to 2D matrices by encoding runs or frequencies of matrix rows/columns.

Our results reveal fundamental limitations in using path lengths on assembly trees as a proxy for complexity. MA is most correlated to 1D-Huffman coding, which encodes more probable symbols with shorter codewords. Both exploit the frequency/probability distribution of components. However, this is just one facet of algorithmic complexity. Our toolkit provides a more complete view, with LZW, BDM, and 2D techniques assessing additional dimensions such as long-range sequence structure and 2D constraints. In summary, this paper benchmarks the novel MA algorithm against established algorithmic information measures for quantifying complexity in biochemical interactomes.

Our results reveal that MA has salient limitations as a standalone measure for biosignature complexity. The diverse measure toolkit provides a more robust perspective on assembly processes and algorithmic complexity in chemical systems. Our work elucidates the connections between MA and lossless compression, while demonstrating the power of algorithmic information measures that take into account regularities beyond trivial statistical

redundancies. Further information on the algorithmic complexity measures can be found in our Supplementary Information.

## 2 Results

In 2017 [41], we explored the question of molecular and chemical separation using several data inputs and methods where we founded we could classify correctly organic from inorganic compounds using a standard chemical database of more than 15,000 compounds (as opposed to only 100 as in the Assembly Theory paper [12].) We were able to successfully separate organic from inorganic compounds using not only chemical nomenclature names (InChi) but also structural bond network distance matrices found in the ChemicalData[] (PubChem) repository available in Wolfram Mathematica.

In the early 2010s, we introduced a measure called Block Decomposition Method of which we proved most of its features in [28] demonstrating that in the worse case without updating the underlying (universal) distribution based on the principles of algorithmic complexity, it would converge to Shannon Entropy but in the average case it would combine the power of what we called the Coding Theorem Method [38] with traditional information theory calculating local estimations of algorithmic complexity to find local patches of causality. The Block Decomposition Method looks for identical repeated blocks counting their abundance but also takes into account blocks that may have been assembled/produced by the same generating underlying mechanism, hence taking the concept of abundance of patterns beyond trivial statistical repetitions. In multiple applications, we connected it to molecular and chemical complexity [41], behavioural complexity [39, 46], cell biology [50], molecular biology [47], causality [42, 45, 48] and selection and evolution [44].

### 2.1 MA classification exhibits lower performance than existing algorithms

We compared the performance of ‘Molecular Assembly’ (MA) with measures of statistical (statistical compression) and algorithmic (BDM) nature under the four mass spectroscopy (MS) categories seen in Figures 2-4 in [13]. Note, that mass spectroscopy can also be referred to as mass spectrometry, and is used interchangeably. As discussed in the methods section, various measures such as BDM, LZW, and RLE were first computed on the Inchi code strings to show that other data inputs were able to classify the same molecules/compounds in [13], followed by an application to bond connectiv-

ity matrices of structural chemical networks. Finally, we applied all these indexes to the 2D mass spectra matrices of the molecules or chemical systems in Figures 2-4 [13]. To this end, we binarised the 2D mass spectrometry matrices provided in their supplementary data according to our methodology as described in the Methods Section, and computed the rest of the values for all other measures. We then used correlation analysis and a combination of simple statistical tests to compare MA to the other indexes in classifying the chemical systems and molecules from Marshall’s results in Figures 1-4, as life vs. non-life categories. The T- test and Kolmogorov-Smirnov (KS) test have been used for this purpose. Unlike the t-test statistic, the Kolmogorov-Smirnov test provides a non-parametric goodness-of-fit test, assuming the data does not come from a Gaussian (Normal) distribution. It should be noted that while KS-tests by themselves are not classification algorithms, they are useful as part of a classification pipeline by providing a statistical measure of the similarity between sample distributions. A combination of the KS-test p-value along with other metrics like corrected t-test p-values and R-squared values from the correlation analysis allows for a more determination of whether two distributions are statistically distinguishable, and to evaluate the categories used in the figures in [13]. While other types of statistical tests are possible, in general it is not the case that one test will contradict other. Even conceding that these other measures do not necessarily outperform Molecular Assembly (MA) or the assembly index (which according to our statistics they do), this work still suggests all these other measures produce the same results and should have been explored in a comparison analysis in the original study [13] for good scientific practice. Had it been done, the authors may have learned more about their own index and may have placed it in the right context, cite previous literature, and provide a proportional coverage of its limited impact given its incremental, if anything, contribution.

For the unpaired (two-samples/independent measures) t-test with Welch’s correction, at a degree of freedom (df) of 100, a critical t-value of 3.390 is expected for a two-tail P-value of 0.001 (i.e., 99.9% confidence). The t-value closest to 3.39 was found for the 1D-BDM and 2D-BDM [28, 29], with a t-value of 6.410 and 6.561, respectively ( $P < 0.0001$ ), both within the critical region of statistical significance. All complexity measures obtained a non-parametric Kolmogorov-Smirnov test value of  $P < 0.0001$ ; the Kolmogorov-Smirnov distance D was smallest for the 1D-BDM and 2D-BDM, with both returning a value of 0.707. MA and Shannon Entropy had a similar statistical significance in classifying the mass spectroscopy (MS) data into their four distinct categories, with t-values of 15.96 and 20.96, respectively at  $df = 100$ . The Kolmogorov-Smirnov distances were 0.828 and 1, respectively. Lastly,

the LZW compression was found to be non-significant in the classification ( $P = 0.8466$ ).

Through these statistical assessments, the 1D-BDM and 2D-BDM at a binary conversion threshold of 3 were found to be robust discriminants of molecular complexity in classifying living vs. non-living molecules. The result is shown in Fig. 2.

As seen in Fig. 1, the values of both 1D-RLE and 1D-Huffman coding show overlapping and nearly identical medians (horizontal line at centre) and ranges on the whisker plot. This analysis reveals the similarity in behaviour of MA and popular statistical lossless compression algorithms that are based on the same counting-copies principles. The plot shows that while the input data (mass spectral versus InChi nomenclature) and indexes are different, in all cases, a significant different signal across categories is found allowing each class to have different statistics that allows proper classification, in particular among natural or organic and inorganic.

Despite their statistical limitations, RLE, LZ and Huffman’s coding algorithms are among the simplest coding algorithms introduced in the 1960s and 1970s. They are known not to be optimal for statistical or algorithmic compression, but optimal at doing what they were intended to do, that is, counting statistical copies in the form of minimum code lengths and approaching Shannon Entropy rate in the limit.

Figure 5 shows an illustration of the standard operation of Huffman coding in an typical example, and on the right the main principle illustrated by an example from the authors of the AT [12]. In Figures 1 and 2, we test a set of statistical measures as in preparation for the incorporation of mass spectroscopy data as done in [13]. Both 1D-RLE and 1D-Huffman coding schemes show a strong statistical correlation and linear correspondence with MA (Figure 1). The one-dimensional and simplest lossless compression algorithms RLE and Huffman code compression lengths showed the strongest Pearson correlations with MA at R-values of 0.9001 and 0.896, suggesting minor discrepancies with LZ which is a variation of LZ77 and LZ78.

This does not come as a surprise because all these algorithms count repetitions even if they may do so in different ways and may represent data in a different fashion without losing the repetitive signal guaranteed to be picked up by the principles of information theory as one cannot erase patterns by changing the tokens or the vocabulary or create them where there was none from a simple translation. All these results conform with the theoretical expectation of MA to be a compression scheme of the LZ family as proven in [8]

The two-dimensional distance matrices of the mass spectroscopy (MS) data were binarised and converted using a threshold of three before being



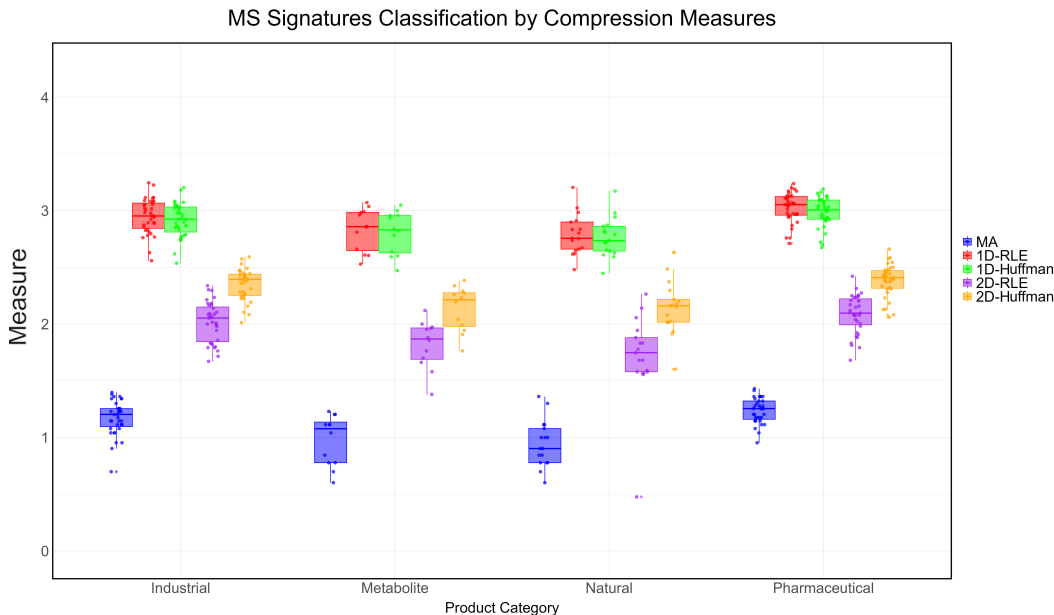


Figure 1: Correlation plot between the ‘Molecular Assembly’ (MA) index (taken at face value, not recalculated only reclassified according to a larger category space as in [41]) and other calculated compression scores as performed in [41] with the molecules in [13]. The horizontal axis denotes the molecular categories with molecules from the original construction of the chemical space in Mashall et al. (2021) and the vertical axes are the five complexity scores in log normalised scale for comparison purposes. The strongest positive correlation was identified between MA and 1D-RLE coding ( $R=0.9$ ), which is one of the most basic coding schemes and among the closest to the original definition of MA for finding simple repetitions (exact copies).

subjected to the compression algorithms. The 2D-RLE and 2D-Huffman code compression lengths obtained Spearman correlation values of 0.7967 and 0.7537, respectively with MA (the Pearson scores were comparable). The gzip compression showed a Spearman correlation of 0.804.

A strong Pearson correlation with an R-value of 0.8823 was observed between 1D-BDM and MA for the 99 molecules available in the MS data set (Fig. 2). LZW compression shared a close Pearson’s correlation score of 0.8738 with MA. All correlation measures obtained a statistically significant one-tailed p-value ( $P < 0.0001$ ).

These findings indicate that the methods behind ‘Assembly Theory,’ on which ‘Molecular Assembly’ (MA) is based, can easily be replaced by one of the first and simplest compression schemes, 1D-RLE, in the classification

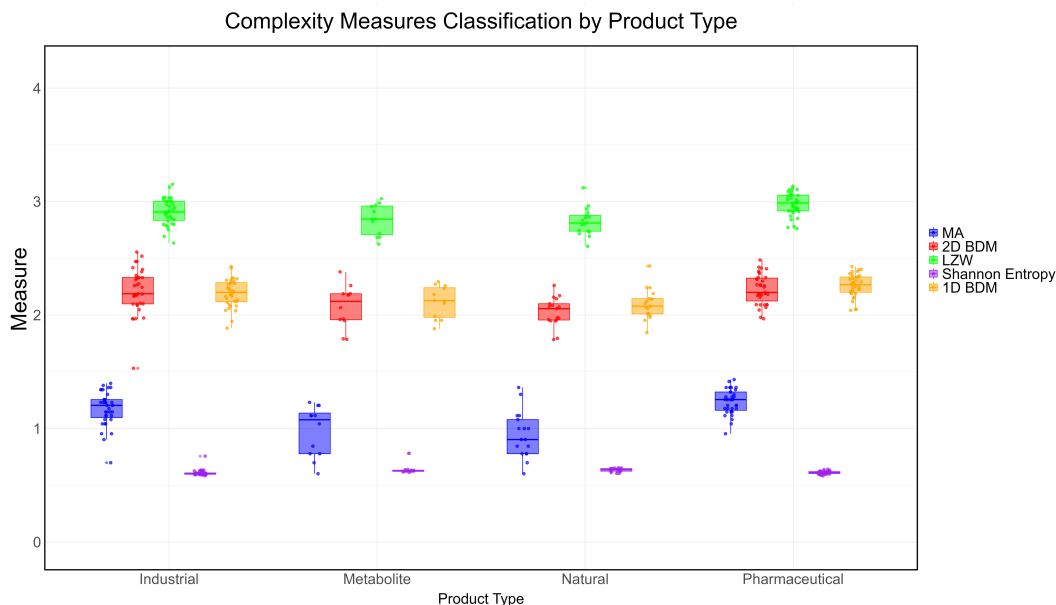


Figure 2: Classification of molecular complexity by multiple complexity indexes originally used to create the chemical space for the mass spectroscopy (MS) profiles (log-scale). All measures other than MA applied to bond molecular distance matrices some of which outperform MA and their mass spectra at distinguishing organic from non-organic molecules found in the MS dataset of the MA paper [13], as demonstrated by greater separation and smaller variance results across the different complexity measures among the molecular subgroups. MA does not display any particular advantage when compared against proper control experiments, and performs similarly to the simplest of the statistical algorithms applied to all the tested data representations including molecular distance matrices (as shown here for all measures but MA) or the mass spectral data provided by the authors of Assembly Theory (shown on the plot from the authors’ results that could not be fully reproduced due to lack of data in [12] but we took at face value) for comparison purposes.

of mass spectrometry (MS) complexity. The so-called Molecular Assembly indices did not show any significant advantage when compared with other measures that were introduced several decades ago when computer compression algorithms were designed based upon the same modular statistical principle of repetition and modular counting re-introduced by MA. Nor were the MA indices able to show any particular advantage over indices that are non-computable but capable of being approximated from above and based on

resource-bounded variants of algorithmic complexity (such as BDM [28, 29]), which the authors of MA disqualify a priori [12] without any evidence or control experiments, on account of their semi-computable nature (where ‘semi’ means they can be approximated using various methods, as is the case, for example, with protein folding).

## 2.2 Comparison of correlation with molecular weight

Statistic	MA	LZW	1D-BDM
Pearson Correlation (R)	0.897	0.902	0.905
99% confidence interval	0.832 - 0.938	0.84 - 0.941	0.845 - 0.943
R squared	0.805	0.815	0.820

Table 1: Table of Pearson correlation values of MA and other indices across the four categories of mass spectroscopy (MS) signatures. LZW and BDM are given in bits, meaning the length of the compressed description of the object, including the number of steps. Both LZW and BDM generate better statistics than MA without any adaptations or modifications.

The comparison of measures across the four categories of MS molecules is shown in Table 1 with respect to increasing the molecular weight (MW) to better visualise the trends across living and non-living bio-signatures. The Pearson correlation test was assessed on the various complexity and compression measures in relation to molecular weight (MW) with an alpha value of 0.01 (99 percent confidence interval) for which the one-tailed p-values were significant ( $P < 0.0001$ ) for all indexes compared in Table 1. The one-tail P-value tests were performed instead of the two-tail tests since our (previous) analyses inferred a unidirectional linear relationship in the trend patterns. As shown in Table 1, 1D-BDM had the highest Pearson correlation with MW ( $R=0.905$ ), followed by LZW compression ( $R=0.9028$ ). MA has a correlation score of 0.8055.

The correlation analysis suggests a stronger positive linear relationship between MW and measures from algorithmic information dynamics, such as BDM and LZW, in contrast to that between MW and MA. As such, the complexity measures we employ are better predictors of increasing molecular complexity in the MS signatures classification.

### 2.3 Comparison of Correlation with MS2 spectra

We have demonstrated that complexity indexes based on traditional statistical compression perform similarly to Molecular Assembly (MA or assembly index) and that algorithmic complexity measures (BDM) can outperform MA indices in the classification of the molecular signatures shown in Figure 2B data in the original paper [13]. Herein, we will further extend the validity of these results by extending the application of the measures to the 114 molecules shown in Figure 3 MS2-standard curves data from [13], and thereby, outline the higher statistical power of other measures on MA chemical space. The MA chemical space, as discussed in the supplementary information in [13], is constructed from these 114 molecules, which are classified as small molecules (comprising of the four previous categories of molecules from the 99 molecules made available in [13]) or as biological peptides. As shown in Figure 3, other measures equally or better discriminate the 114 molecules from these two categories than MA. The two-tailed P-value test, Pearson correlation analysis, as shown in Table 2, revealed that the correlation between 1D-BDM (performed on the InChI codes of the molecules) and the category (i.e., small molecules vs. peptides) was  $R=0.828$ , while those for the 1D-RLE and 1D-Huffman, with the categories, were  $R=0.704$ , and  $0.713$ , respectively. Lastly, the Pearson correlation between MA and the categories is  $R=0.711$ . Not only did MA perform the poorest in correlation with the categories, compared to other measures for this data, but the identical correlation values for the 1D-Huffman and MA, further support the findings and arguments made in this work, that neither the MA index or the application of MA to particular data, provide more information that could not have been derived with other measures or other data, spectral or not, and that the same measures on the spectral data, reproduce the results provided by MA.

Furthermore, the findings of the MA theory suggested that MA predicts living vs. nonliving molecules, by a cherry-picked subset of biological extracts, abiotic factors, and inorganic (dead), shown in Figure 4 of the original article. We repeated the experiment using the binarised MS2 spectra peaks matrices provided in the source data in [13]. 18 of the extracts and molecular MS2 spectra were obtained, ignoring the blinded samples shown in their Figure 4. Our reproduced findings on their Figure 4, are shown in our Figure 4. By including the 114 molecules from Figure 3 with the 18 molecules of their Figure 4, we performed correlation analysis on all 132 signatures, with 5 categories: small molecules, peptides, abiotic, dead (inorganic, such as coal and quartz) and biological extracts (which includes yeast, E.coli, etc.). The Pearson correlation was strongest between 1D-BDM and the category ( $R=$

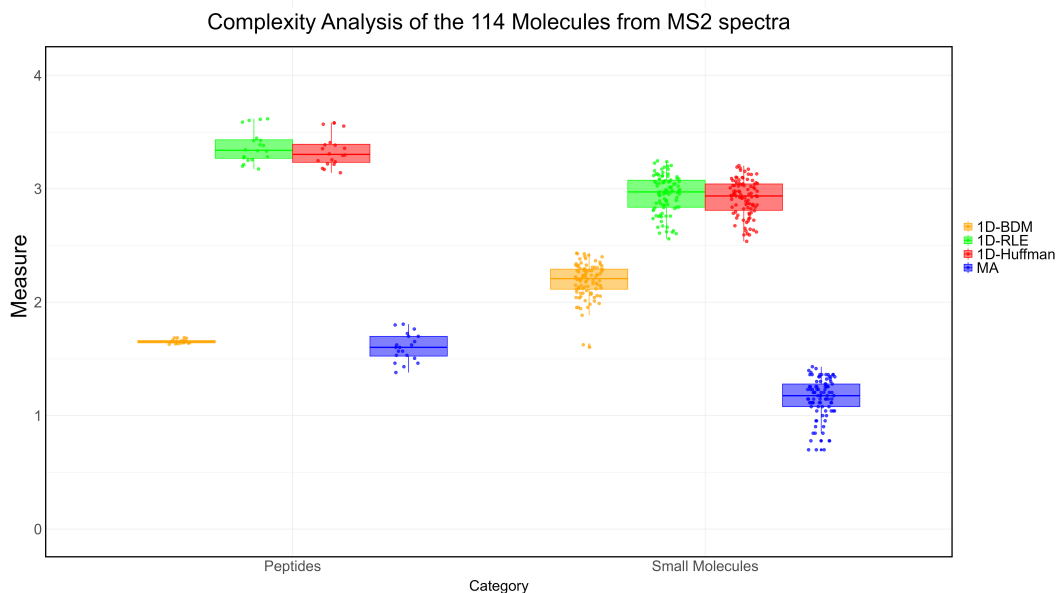


Figure 3: Analysis of the application of MA and other indexes to the 114 molecules from the MS2 spectra standard curves derived from Figure 3 in [13]. Discriminant/classification analysis was performed on the two categories of molecular signatures: 94 small molecules vs. 18 peptides. The strongest Pearson correlation was identified between 1D-BDM and the category of molecules ( $R= 0.828$ ;  $P<0.0001$ ). The complete correlation analysis of the 114 molecules classification is provided in Table 3.

Statistic	1D-BDM	1D-RLE	1D-Huffman	MA
Pearson Correlation (R)	0.828	0.704	0.713	0.7111
99% confidence interval	0.87-0.76	0.59-0.78	0.61-0.793	0.60-0.79
R squared	0.686	0.495	0.509	0.506

Table 2: Table of Pearson Correlation values of MA and complexity indices across the two categories (small molecules and peptides) of mass spectroscopy (MS) signatures seen in Figure 3 in [13]. BDM, RLE, and Huffman are given in log-normalised bits. As shown, BDM generates better statistics than MA without any adaption or modifications, while Huffman shows near identical correlation performance as MA, thereby, supporting the findings.

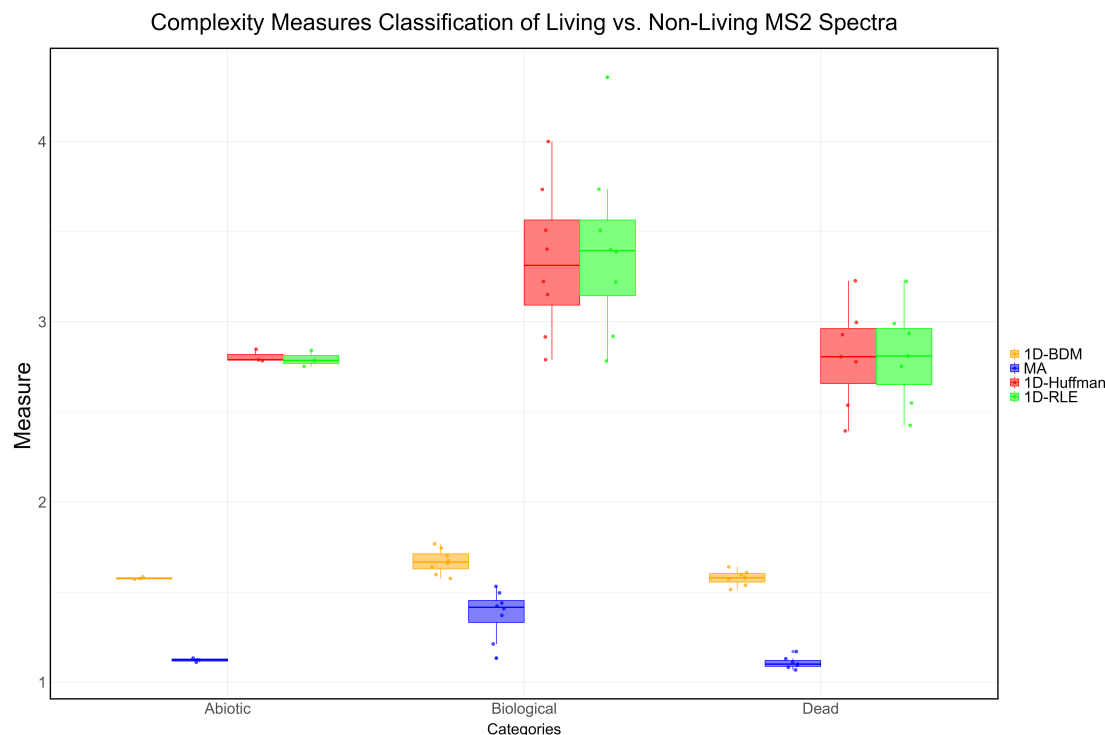


Figure 4: Analysis of organic versus non-organic molecules from mass spectral data by multiple complexity indexes: The strongest positive correlation was identified between MA and 1D-RLE coding ( $R=0.9$ ), which is one of the most basic coding schemes and among the most similar to the intended definition of MA, as being capable of ‘counting copies’ in 18 extracts for which the mass spectra was available. Other coding algorithms, including LZ and Huffman coding ( $R=0.896$ ), also show a strong positive correlation with MA. As seen, the compression values of both 1D-RLE and 1D-Huffman coding show overlapping and nearly identical medians (horizontal line at centre) and ranges on the whisker plot. The analysis further confirms our previous findings, in the similarity in performance between MA and popular statistical compression measures (whose purpose is also to count identical statistical copies) as we make the case that MA is one (and the same as LZ) in classifying living vs. non-living mass spectra signatures.

0.951), followed by 1D-RLE and 1D-Huffman having a near-identical Pearson correlation of  $R=0.843$  and  $R=0.842$ , respectively. MA has the poorest correlation with the categories, with a correlation of  $R=0.448$ . All Pearson scores were statistically significant ( $P<0.0001$ ). The results for all 132 molecules are shown in Table 3. Therefore, our findings collectively conclude

that when considering both the mass spectrometry signatures of Figures 2B, 3, and 4, in [13], together, the coding indexes systematically outperform MA index, as a discriminant of living vs. non-living systems.

Statistics	1D-BDM	1D-RLE	1D-Huffman	MA
Pearson Correlation (R)	0.95	0.84	0.84	0.45
99% confidence interval	0.96-0.93	0.88-0.78	0.88-0.78	0.57-0.3
R squared	0.904	0.711	0.709	0.201

Table 3: Table of Pearson Correlation values of MA and complexity measures across all 132 molecules, including the biological extracts from Figure 4 in [13]. BDM, RLE, and Huffman are given in log-normalized bits. As shown, BDM and the compression algorithms generate better statistics than MA.

There is a significant level of variance in the MA scores of these biological mixtures and extracts, as indicated in Figure 4 of [13]. Further, given that the MA or complexity of the biological extracts shown in Figure 4 of their original manuscript [13] are mixtures derived from the small molecules and peptides in the MA chemical space constructed from their Figure 3 data, and by virtue of other coding indexes outperforming their chemical MA space classification, we can conclude that MA theory is sub-optimal and a limited subset of compression measures provided within the algorithmic complexity framework.

## 2.4 Dictionary-based algorithms

The assembly method derived from the ‘Assembly Theory’ proposed by the original authors [12] consists roughly in finding a pattern-matching generative grammar behind a string by traversing and counting the number of copies needed to generate its modular redundancies, decomposing it into the statistically smallest collection of components that reproduce it without loss of information by finding repetitions that reproduce the object from its compressed form.

For purposes of illustration, let us take the example of ABRACADABRA, which the original authors have also used [12]. For molecular assembly (MA) to succeed it needs to have a discriminator and classifier able to characterise each repetition of  $A$  and  $N$  as the same, where  $N$  is another character or some sub-unit of the structure with the same frequency as  $A$  (e.g., a two-letter unit

containing  $A$ , such as  $AB$  or  $RA$ ). In the ABRACADABRA example, MA deconstructs the sequence into unique blocks of five possible characters by adding a new character in subsequent steps, such that the minimal number of steps, considering only the frequency of the largest repeated block size (ABRA) just as it is done for LZ compression algorithms. The repeated binary or tertiary recursive structures (i.e., blocks of 2 or 3 letters) within the sequence, such as AB, RA, or BRA, are ignored in MA’s minimal path search as in LZ.

The proposed Molecular Assembly (MA) [13], the assembly index, and the Assembly Theory in general [12] fall into the category of dictionary-based entropy encoding indexes and approaches and are indistinguishable from an implementation motivated by and based upon the principles of algorithmic complexity using LZ compression. In Section 2.4, we have shown the behavioural similarity between statistical compression and MA results consistent with the theoretical findings [8]. These popular statistical algorithms have been universally used for data compression and as computable estimations to algorithmic (Kolmogorov) complexity [30] and logical depth [25, 31] including for classification purposes of living systems [2, 25, 41] of which AT is a special and, mathematically speaking, weak estimation.

Figure 5 shows an illustration of the standard operation of Huffman coding in a typical example, compared to the principle advanced by the AT authors [12]. Proposed in the 50s, the Huffman coding exploits block redundancy by parsing objects, counting block recurrence and was one of the first, if not the first, dictionary-based coding algorithm [17].

As shown in Figure 5 featuring the ABRACADABRA example, to the left (1A), we see the reconstruction of the sequence from a root node by the method proposed by AT, in general, and in this particular molecular application, when represented as a tree search diagram following binary branching rules. A bifurcation to the right denoted by 1 indicates a new assembly step, whereas a bifurcation to the left indicated by 0 from a node represents a fixed structure (block). The MA algorithm requires seven assembly steps to derive the sequence of interest. However, as shown to the left in Fig 1B, the Huffman coding tree optimises the sequence reconstruction by principles of recursivity in its search compression, as evidenced by the nested bifurcations.

Unlike algorithms like Huffman, MA lacks bifurcations in the assembly search and instead considers a combinatorial search space with a linear sequence progression that cannot be justified by causal chain progression because it may not have anything to do with how an object may have been assembled through many parallel processes. The authors, therefore, conflate causation with plausible assembly ordering.

Hence, it shirks the quantification of emergent hierarchical or nested



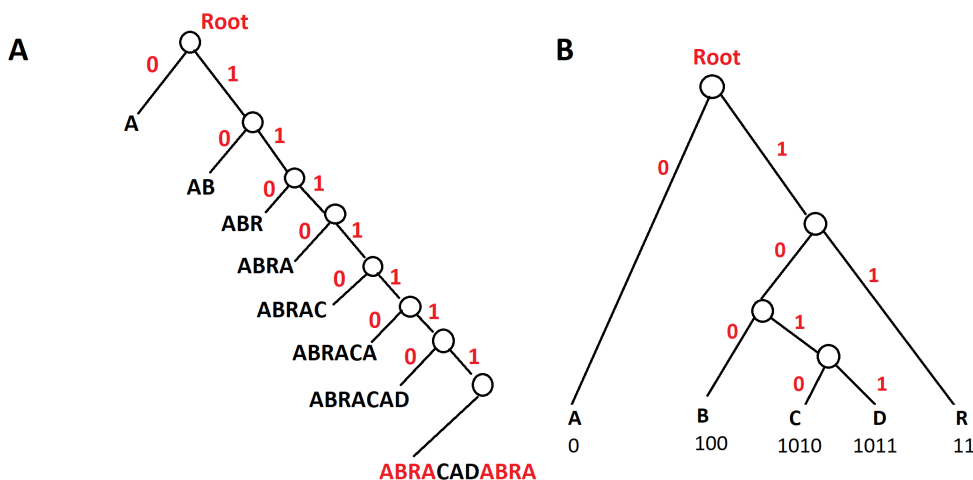


Figure 5: ABRACADABRA tree diagrams for AT (A) and dynamic Huffman coding (B), both computable measures trivial to calculate. Huffman’s was the first dictionary-based coding algorithm and is an optimal coding method able to characterise every statistical redundancy, including modularity, independent of such copy data representation [8]. The (molecular) assembly index has been proven to be equivalent to LZ77/LZ78 [8]. In this example, Huffman’s (which is also a sequential lossless compression algorithm that traverses strings from left to right) collapses the compression tree into a 4-level tree, while MA’s is a 7-level tree. No natural evidence indicates that the assembly index (or MA) corresponds better to how nature works. However, the assembly index is identical to LZ compression [8]. In both cases, the resulting tree of this word problem characterises the same token and is able to reconstruct it in full, without any loss of information, by exploiting redundancy (identical copies) producing a set of possible cause-and-effect chains for which no empirical evidence exists in support of MA. Both LZ and Huffman, just as MA, converge to the same Shannon Entropy rate and can be used to guide a search in chemical space.

structures (i.e., modularity optimisation) and intermediate structures within the sequence decomposition/compression. In contrast to MA, the recursiveness observed in complex molecules and biosignatures is detected by RLE and Huffman coding, and it does this in the most optimal way by providing the shortest tree algorithm (what the call ‘assembly pathways’) needed.

The results show that MA performs as any other coding/compression scheme because it is a compression scheme (even if they may have not intended to be so). The predictive power of MA, even if not unique or different, is therefore due to its information-theoretic properties based upon statistical

compression of repeated patterns.

This paper Section completes the control experiments missing in [13] where it is claimed novelty at ‘counting copies’ as a measure or its application to a special type of data that is not needed to produce the same results (from any tested data).

### 3 Discussion and Conclusions

In [3], the authors of Assembly Theory attempted to address what they thought were some concerns about an early preprint version of this manuscript. According to the authors, the statistical tools used were not appropriate, and the figures and comparisons above confound different types and sources of data with their application being unique in that it can be applied to data closer to what they think is the physical process, this is not correct. Regarding the statistical tools, even conceding (which we are not), that other statistical comparison methods are possible, it is not possible to manufacture desired results with one tool that with another one is found to be completely different. The authors seem to suggest that the greatest value of this paper is that some measures outperformed their Molecular Assembly (MA) index, and not that every other statistical index including some introduced in the 60s, applied to any chemical input data (not only mass spectra), reproduces and replicates what their paper [13] introduced as its main contribution.

Regarding the data behind the figures and the reported correlations, we have made clearer in the captions and along the text of this manuscript that Figs. 1 and 2, use different types of data (on the same subset of molecules) than that used in their paper [13] to show that other measures applied to other (chemical and molecular) data reproduce what they thought was unique but is not. Figs. 3 and 4 do use the same set of molecules but their spectral data. In these, we have shown that the same indexes used and shown on Figs. 1 and 2, and reported to separate organic from non-organic compounds before [41], also separate what the authors thought was a unique type of spectral data. Using exactly the same data input utilised by the authors of Assembly Theory in their original paper [12] (used in for Figs. 3 and 4 corresponding to their own Figs. 3 and 4), we have shown that their Molecular Assembly (MA) index, also known as assembly index, displays exactly the same behaviour to other complexity indexes. This demonstrates that the assembly index not only behaves as a compression scheme as proven in [8] but also performs like one for all purposes and does not seem to provide any classificatory advantage neither by way of its method or in combination with any property of the input data (e.g. mass spectra). This conforms

with the expectation of the index proven to be, mathematically speaking, a weak approximation to algorithmic (Kolmogorov-Chaitin) complexity indistinguishable from Shannon Entropy and from statistical compression such as LZ77/LZ78 [8]. This is because MA works on the basis upon which all popular statistical lossless compression algorithms operate, the principle of ‘counting exact repetitions’ in data on which Assembly Theory fully relies upon. These are basic coding schemes introduced at the beginning of information theory and computer science that do not incorporate the many more advancements in recent decades in the area of coding, compression, and resource-bounded algorithmic complexity theory [45] and cannot explain selection and evolution or unify physics and biology [6]. beyond the connections already made before [44]. As demonstrated here, the characterisation of molecules using mass spectrometry signatures is not a challenge for other equally computable and statistically-driven indexes.

We have also shown that as soon as the Molecular Assembly (MA) index is confronted with more complicated cases of non-linear modularity, they underperform or miss obvious regularities. Our results show that molecular assembly (MA), and its generalisation in the hypothesis called Assembly Theory, is prone to false positives and fails both in theory and in practice to capture the notion of high-level causality (beyond non-trivial statistical repetitions) that Shannon Entropy could not have already captured in the first place, and necessary for distinguishing a serendipitous extrinsic agent (e.g. a chemical reaction resulting from biological processes) that constructs, or generates, the molecule of interest from a simple or randomly generated configuration (e.g. a chemical reaction resulting from environmental catalytic processes) or crystal-like minerals as already shown in [16] after we hypothesized it in [23].

As empirically demonstrated, other indexes are equally capable of discriminating biosignature categories, by InChI, by bond distance matrices or by mass spectra (MS2 peak matrices), thus disproving MA as the only experimentally valid measure of molecular complexity.

The statistically significant separation of organic from non-organic compounds using molecular data and approximations to algorithmic (Kolmogorov) complexity via compression, including using structural distance matrices empirically not very different from the mass spectral data used by AT, was first reported in [41]. In another paper, we also made connections to selection and evolution predating, by several years [44], a recent paper based on the same principles by the same group [6] but, unlike such a paper, it included tests on actual biological data, including, but going beyond simple statistical repetitions (exact copies) using a Block Decomposition Method [28]. An extension of such ideas have also been recently used to detect and decode

bio and technosignatures [43]. We have shown that the authors have failed to cite all this and other essential literature mostly rehashing concepts and measures introduced before.

The claims regarding the capabilities of AT to characterise life, redefine time, find extraterrestrial life, explain selection and evolution, and unify biology and physics [6], are shown to be unfounded or exaggerated, and if true, the same would be true of most of all these other indexes.

Very similar arguments and measures to those set forward by the authors of AT formulated before in [44] show, with actual generative examples, how modularity may emerge from simple mechanistic processes that follow algorithmic probability explaining what Assembly Theory meant to explain regarding how evolution may shortcut random processes towards building functional modular and hierarchical systems and how evolution drawing from a simplicity-biased distribution imposed by physical and chemical laws would, in a very fundamental fashion, lead to known evolutionary phenomena.

Living systems are complex systems consisting of multiscale, multi-nested processes that are unlikely to be reducible to simplistic and intrinsic statistical properties such as those suggested by AT. Pure stochasticity is too strong an assumption and does not realistically represent the generative processes of molecules. Especially in the context of complex systems like living organisms, organic molecules may be the byproduct of intricate combinations of deterministic/computable and stochastic processes that govern the behaviour of the entire organism [22, 50] and its relationship with the way such agents exploit and interact with the information in their environments. To determine the living nature of an agent, any complexity measure that only looks at the agent’s internal structure not taking into account an agent’s relationship with environment state variables, is poised to fail. Lacking the capability of detecting essential features of complex structure formation that go beyond a linear and combinatorial sequence space optimised for statistical identical repetitions, we have shown that AT and its mathematical and computational methods based on decades-old coding schemes may return misleading values that would classify a low complexity molecule as being extrinsically constructed by a much more complex agent (See Supplementary Information), thus failing to characterise extraterrestrial life, as the authors have claimed [6, 12]. This extrinsic agent may be of a much simpler nature (e.g. a naturally occurring phenomenon).

That is, in case a sufficiently complex environmental catalytic condition plays the role of this extrinsic factor (which increases the bias toward the construction of a more complex molecule), such a level of complexity would be completely missed by the capabilities of simplistic measures such as MA, thereby rendering it as prone to false positives (See Supplementary Informa-

tion).

The presence of emergent properties that characterises the complexity of living systems, cannot be reduced to a single paradigm or dimensionality itself, further re-iterating irreducibility as a hallmark of complex systems [9, 19].

In summary, while in [8] it is shown that Assembly Theory is equivalent to Shannon Entropy via LZ compression, here we have empirically shown that the best performance of molecular assembly does not outdistance other measures of a statistical nature in any input data tested and conforms with the theoretical expectation in [8]. Therefore, we do not find Assembly Theory to make deep or meaningful contributions to advance the field, introduce new concepts, methods, novel applications or results that were not already introduced or reported before, especially in the light of their multiple omissions to literature and in comparison to the hyperbolic claims associated with Assembly Theory.

## Methods

The list of MA values for all mass spectral signatures is available in [12] (See Supplementary Information). Various complexity measures were used to classify living versus non-living molecules from the chemical space data in a four-category scheme: natural compounds, metabolites, pharmaceuticals, and industrial compounds, where the natural compounds include the amino acids, consistent with the classifications of Figure 2 in [13]. Further, the mass spectrometry (MS) data of the mixtures (biological extracts and non-living molecules) were categorized into three categories: abiotic, dead, and biological, as consistent with Figure 4 from [13]. The results were subjected to statistical analyses such as the Kolmogorov-Smirnov test, one sample t-tests, and Pearson correlation analysis using GraphPad Prism v. 8.4.3.

Mass spectrometry (MS) data of the extracts and the various molecules used to construct the chemical space for validating MA theory, were analyzed using various complexity measures, including the 1D-string and 2D-matrix Block Decomposition Method (BDM) [28, 42, 50], Shannon’s entropy, and compression algorithms, including Lempel-Ziv-Welch (LZW). All data were first binarised using the online text-to-binary converter with ASCII / UTF-8 character encoding. Run Length Encoding (RLE), Huffman coding, and gzip. The InChI strings of the 99 molecules from (MW vs. MS data) of Figure 2B, and the 114 molecules from Figure 3 (MS data standard curve) in [13] were binarised and analysed using the OACC (Online Algorithmic Complexity Calculator) app in R, which computed the 1D-BDM (block size

of 2, alphabet size of 2, block overlap of zero) and Shannon Entropy scores. In Figure 3, we assessed the molecules in [13]. The LZW compression lengths were computed with an online LZW calculator using UTF-8 encoding for the 1D strings. Likewise, RLE and Huffman coding compression lengths were obtained using online calculators as additional lossless compression measures to assess the MS bio-signatures. The RLE calculator was set to character then count settings, while the Huffman coding calculator output was set to compression ratio. As for the Figure 4, biological extracts (mixtures) analysis, we used the mass spectra peak matrices of the mixtures (MS2 peaks vs. the total number of peaks) for the above-discussed method/analysis, post-binarisation above the threshold.

To perform the 2D-BDM on the MS signatures (molecules), the structural distance matrix was extracted from the 2D-molecular structure SDF files for each molecule using the PubChem database. Binary conversion was performed on the matrices after flattening in R at five different conversion thresholds (i.e., -1, 0, 1, 3 and 5). The matrices were flattened by taking rows of values for the distance matrices, or pairs of values for the MS2 matrices (for Figure 4) and ordering them by rows onto the Rapidtables ASCII/Unicode text string conversion calculator, and removing the spaces. The matrices can be simply pasted as a text, and converted to binary strings using the ASCII/UTF-8 character encoding and Space Output delimiter string settings. The binarised molecular distance matrices were processed by the PyBDM code (see Supplementary Information) to obtain the 2D-BDM scores for each molecule. Distance matrices at a binary conversion threshold of 3 were found to be optimal in differential analysis of the MA chemical space signatures and MS signatures into life vs. non-life categories. The matrices at a conversion threshold of 3 were used to compute the 2D-Huffman code and 2D-RLE compression lengths.

The theoretical background, definitions, theorems and proofs to which the above sections are referencing can be found in (See Supplementary Information).

## Data availability

All the results, data and code are provided in our project GitHub repository: <https://github.com/Abicumaran/MSComplexity/> Mass spectrometry data is available in the Supplementary Information of [13].

The Online Algorithmic Complexity Calculator (OACC) to reproduce the values of complexity indexes is available at: <http://www.complexity-calculator.com/>. Text to binary conversion is available at: <https://www.rapidtables.com/>.

`com/convert/number/ascii-to-binary.html`. The results of compression algorithms can be reproduced using: <https://planetcalc.com/9069/> for the Lempel-Ziv-Welch (LZW); <https://www.dcode.fr/rle-compression> for the run-length encoding (RLE); <https://www.dcode.fr/huffman-tree-compression> for the Huffman Coding.

## Code availability

Statistical correlation analysis was performed using GraphPad Prism v. 8.4.3., available at <https://www.graphpad.com/scientific-software/prism/>. Further computational tools to reproduce our results are described in the section ‘Data availability’.

## Acknowledgements

Felipe S. Abrahão acknowledges the partial support from São Paulo Research Foundation (FAPESP), grant 2021/14501-8.

## Author contributions

Writing: A.U., H.Z. and F.S.A.; experimental design, methods and analysis: A.U. and H.Z.; conceptualisation: H.Z., A.U., and F.S.A.; formal analysis: A.U., F.S.A., and H.Z.; revision and reorganisation: N.A.K; supervision: H.Z. All authors have read and agreed to the published version of the manuscript.

## Competing interests

The authors attest to the absence of competing interests.

## References

- [1] Alyssa Adams, Hector Zenil, Paul C. W. Davies, and Sara Imari Walker. Formal Definitions of Unbounded Evolution and Innovation Reveal Universal Mechanisms for Open-Ended Evolution in Dynamical Systems. *Scientific Reports*, 7(1):997, dec 2017. doi: 10.1038/s41598-017-00810-8.

- [2] Rudi Cilibrasi and Paul M.B. Vitányi, Clustering by Compression, : IEEE Transactions on Information Theory, Vol. 51, no. 4, 2005, 1523–1545, 2005.
- [3] Leroy Cronin, On the Salient Limitations of ‘On the Salient Limitations of the Methods of Assembly Theory and their Classification of Molecular Biosignatures’, arXiv:2403.12452v1 [cs.IT], 2023.
- [4] Mikhail Prokopenko, Fabio Boschetti, and Alex J. Ryan. An information-theoretic primer on complexity, self-organization, and emergence. *Complexity*, 15(1):11–28, sep 2009. doi: 10.1002/cplx.20249.
- [5] Robinson, A. H.; Cherry, C., Results of a prototype television bandwidth compression scheme, *Proceedings of the IEEE*, 55 (3). IEEE: 356–364, 1967.
- [6] Sharma, A., Czégel, D., Lachmann, M. et al. Assembly theory explains and quantifies selection and evolution. *Nature*, 622(1):321–328, 2023. doi: 10.1038/s41586-023-06600-9.
- [7] H. Zenil. An information-theoretic primer on complexity, self-organization, and emergence. *Complexity*, 22(612), 2020.
- [8] Abrahão, Felipe S. and Hernández-Orozco, Santiago and Kiani, Narsis A. and Tegnér, Jesper and Zenil, Hector, Assembly Theory is an approximation to algorithmic complexity based on LZ compression that does not explain selection or evolution, arXiv:2403.06629 [cs.IT], 2024
- [9] Felipe S. Abrahão and Hector Zenil. Emergence and algorithmic information dynamics of systems and observers. *Philosophical Transactions of the Royal Society A: Mathematical, Physical and Engineering Sciences*, 380(2227), 2022. doi: 10.1098/rsta.2020.0429.
- [10] Charles H. Bennett. *Logical Depth and Physical Complexity*. The Universal Turing Machine— a Half-Century Survey. Oxford University Press, 1988.
- [11] Ming Li, Xin Chen, Xin Li, Bin Ma, and P. Vitanyi. Clustering by compression. In *IEEE International Symposium on Information Theory, 2003. Proceedings.*, pages 261–261, 2003. doi: 10.1109/ISIT.2003.1228276.



- [12] Stuart M. Marshall, Cole Mathis, Emma Carrick, Graham Keenan, Geoffrey J. T. Cooper, Heather Graham, Matthew Craven, Piotr S. Gromski, Douglas G. Moore, Sara I. Walker, and et al. Identifying molecules as biosignatures with assembly theory and mass spectrometry. *Nature Communications*, 12(1), 2021. doi: 10.1038/s41467-021-23258-x.
- [13] Stuart M. Marshall, Alastair R. G. Murray, and Leroy Cronin. A probabilistic framework for identifying biosignatures using pathway complexity. *Philosophical Transactions of the Royal Society A: Mathematical, Physical and Engineering Sciences*, 375(2109):20160342, 2017. doi: 10.1098/rsta.2016.0342.
- [14] Stuart M. Marshall, Douglas Moore, Alastair R. G. Murray, Sara I. Walker, and Leroy Cronin. Formalising the Pathways to Life Using Assembly Spaces. *Entropy*, 24(7), 884, 2022. URL <http://arxiv.org/abs/1907.04649>.
- [15] Melanie Mitchell. *Complexity: A Guided Tour*. Oxford University Press, 2009. ISBN 9780195124415.
- [16] Robert M. Hazen and Peter C. Burns and H. James Cleaves and Robert T. Downs and Sergey V. Krivovichev and Michael L. Wong, Molecular assembly indices of mineral heteropolyanions: some abiotic molecules are as complex as large biomolecules *J. R. Soc. Interface*, 2120230632, 2024.
- [17] David Huffman. A method for the construction of minimum-redundancy codes. *Proceedings of the IRE*, 40(9):1098–1101, 1952. doi: 10.1109/jrproc.1952.273898.
- [18] Claude E. Shannon. A Mathematical Theory of Communication. *Bell System Technical Journal*, (27):3, pp. 379–423, 623–656. 1948.
- [19] H. Zenil and C. Gershenson and J.A.R. Marshall and D. Rosenblueth. Life as Thermodynamic Evidence of Algorithmic Structure in Natural Environments. *Entropy*, 14(11), 2173–2191, 2012.
- [20] Jacob Ziv and Abraham Lempel A Universal Algorithm for Sequential Data Compression. *IEEE Transactions on Information Theory*, 23(3): 337–343, 1977. doi: 10.1109/TIT.1977.1055714.
- [21] Ray Solomonoff, *A Preliminary Report on a General Theory of Inductive Inference*, Report V-131, Zator Co., Cambridge, Ma. (Nov. 1960 revision of the Feb. 4, 1960 report).

- [22] Sara Imari Walker and Paul C. W. Davies. The Algorithmic Origins of Life. *Journal of The Royal Society Interface*, 10(79), 2012. doi: 10.1098/rsif.2012.0869.
- [23] Hector Zenil, The 8 Fallacies of Assembly Theory, Medium personal blog, <https://hectorzenil.medium.com/the-8-fallacies-of-assembly-theory-ba54428b0b45>
- [24] Hector Zenil. Generating Random DNA Sequences, 2013. URL <http://demonstrations.wolfram.com/GeneratingRandomDNASequences/>.
- [25] Hector Zenil, Jean-Paul Delahaye, and Cédric Gaucherel. Image characterization and classification by physical complexity. *Complexity*, 17(3): 26–42, 2011. doi: 10.1002/cplx.20388.
- [26] Abhishek Sharma, Dániel Czégel, Michael Lachmann, Christopher P. Kempes, Sara I. Walker, and Leroy Cronin. Assembly theory explains and quantifies the emergence of selection and evolution. *arXiv Preprints*, 2023. URL <http://arxiv.org/abs/2206.02279>.
- [27] Hector Zenil, Narsis A. Kiani, Ming M. Shang, Jesper Tegnér. Algorithmic Complexity and Reprogrammability of Chemical Structure Networks. *Parallel Processing Letters*, 28, 2018.
- [28] Hector Zenil, Santiago Hernández-Orozco, Narsis Kiani, Fernando Soler-Toscano, Antonio Rueda-Toicen, and Jesper Tegnér. A Decomposition Method for Global Evaluation of Shannon Entropy and Local Estimations of Algorithmic Complexity. *Entropy*, 20(8):605, aug 2018. doi: 10.3390/e20080605.
- [29] Hector Zenil, Fernando Soler-Toscano, Jean-Paul Delahaye, and Nicolas Gauvrit. Two-dimensional Kolmogorov complexity and an empirical validation of the Coding theorem method by compressibility. *PeerJ Computer Science*, 1, September 2015. doi: 10.7717/peerj-cs.23.
- [30] Ming Li and Paul Vitányi. *An Introduction to Kolmogorov Complexity and Its Applications*. Texts in Computer Science. Springer, Cham, 4 edition, 2019. ISBN 978-3-030-11298-1. doi: 10.1007/978-3-030-11298-1.
- [31] Fernando Soler-Toscano, Hector Zenil, Jean-Paul Delahaye, and Nicolas Gauvrit. Calculating Kolmogorov complexity from the output frequency distributions of small Turing machines. *PLoS ONE*, 9(5), 2014. doi: 10.1371/journal.pone.0096223.

- [32] Thomas M. Cover and Joy A. Thomas. *Elements of Information Theory*. John Wiley & Sons, Inc., Hoboken, NJ, USA, sep 2005. ISBN 9780471241959. doi: 10.1002/047174882X.
- [33] Hector Zenil, Narsis A. Kiani, and Jesper Tegnér. Low-algorithmic-complexity entropy-deceiving graphs. *Physical Review E*, 96(1), 2017. doi: 10.1103/physreve.96.012308.
- [34] Verónica Becher and Santiago Figueira. An example of a computable absolutely normal number. *Theoretical Computer Science*, 270(1-2):947–958, jan 2002. doi: 10.1016/S0304-3975(01)00170-0.
- [35] Cristian S. Calude. *Information and Randomness: An algorithmic perspective*. Springer-Verlag, 2 edition, 2002. ISBN 3540434666.
- [36] Jean-Paul Delahaye, Hector Zenil. Numerical Evaluation of the Complexity of Short Strings: A Glance Into the Innermost Structure of Algorithmic Randomness. *Applied Mathematics and Computation*, 219, pp. 63-77, 2012.
- [37] Felipe S. Abrahão, Klaus Wehmuth, Hector Zenil, and Artur Ziviani. Algorithmic information distortions in node-aligned and node-unaligned multidimensional networks. *Entropy*, 23(7), 2021. doi: 10.3390/e23070835.
- [38] J.-P. Delahaye and H. Zenil, Numerical Evaluation of Algorithmic Complexity of Short Strings: A Glance Into the Innermost Structure of Algorithmic Randomness, *Applied Mathematics and Computation*, 219, pp. 63-77, 2012.
- [39] N. Gauvrit, H. Zenil, F. Soler-Toscano, J.-P. Delahaye, P. Brugger, Human Behavioral Complexity Peaks at Age 25 , *PLoS Comput Biol*, 13(4): e1005408, 2017.
- [40] Santiago Hernández-Orozco, Narsis A. Kiani, and Hector Zenil. Algorithmically probable mutations reproduce aspects of evolution, such as convergence rate, genetic memory and modularity. *Royal Society Open Science*, 5(8):180399, 2018. doi: 10.1098/rsos.180399.
- [41] H. Zenil, N.A. Kiani, and J. Tegnér. Algorithmic Complexity and Re-programmability of Chemical Structure Networks. *Parallel Processing Letters*, 28, 2018. doi: 10.1142/s0129626418500056.

- [42] Hector Zenil, Narsis Kiani, Felipe S. Abrahão, and Jesper Tegnér. Algorithmic Information Dynamics. *Scholarpedia*, 15(7):53143, 2020. ISSN 1941-6016. doi: 10.4249/scholarpedia.53143.
- [43] Hector Zenil, Alyssa Adams, Felipe S. Abrahão. Optimal Spatial Deconvolution and Message Reconstruction from a Large Generative Model of Models. *arXiv:2303.16045v1 [cs.IT]*, 2023.
- [44] Santiago Hernández-Orozco, Narsis A. Kiani, Hector Zenil. Algorithmically probable mutations reproduce aspects of evolution, such as convergence rate, genetic memory and modularity. *Royal Society open science* 5 (8), 180399, 2018.
- [45] H. Zenil, N.A. Kiani and J. Tegnér, *A Computational Approach to Causality with Applications to Living Systems*, Cambridge University Press, 2023.
- [46] H. Zenil, Asymptotic Behaviour and Ratios of Complexity in Cellular Automata Rule Spaces, *International Journal of Bifurcation and Chaos*, vol. 23, no. 9, 2013.
- [47] H. Zenil, P. Minary, Training-free Measures Based on Algorithmic Probability Identify High Nucleosome Occupancy in DNA Sequences, *Nucleic Acids Research*, gkz750, 2019.
- [48] H. Zenil, N.A. Kiani, A. Zea, J. Tegnér, Causal Deconvolution by Algorithmic Generative Models, *Nature Machine Intelligence*, vol 1, pages 58–66, 2019
- [49] Hector Zenil. A review of methods for estimating algorithmic complexity: options, challenges, and new directions. *Entropy*, 22(6):612, 2020. doi: 10.3390/e22060612.
- [50] Hector Zenil, Narsis A. Kiani, Francesco Marabita, Yue Deng, Szabolcs Elias, Angelika Schmidt, Gordon Ball, and Jesper Tegnér. An algorithmic information calculus for causal discovery and reprogramming systems. *iScience*, 19:1160–1172, 2019. doi: 10.1016/j.isci.2019.07.043.

## Supplementary information

of the article:

---

# On the Salient Limitations of the Methods of Assembly Theory and their Classification of Molecular Biosignatures

Abicumaran Uthamacumaran<sup>†1,2</sup>, Felipe S. Abrahão<sup>‡3,4</sup>, Narsis A. Kiani<sup>§6,7</sup>, and Hector Zenil<sup>\*5,6</sup>

<sup>1</sup> Douglas Mental Health University Institute, Dept. of Psychiatry, Turecki and Nagy Lab, Montreal, Quebec, Canada.

<sup>2</sup> McGill University, McGill Genome Center, Majewski Lab, Canada.

<sup>3</sup> Centre for Logic, Epistemology and the History of Science, University of Campinas, Brazil.

<sup>4</sup> Data Extreme Lab, National Laboratory for Scientific Computing, Brazil.

<sup>5</sup> Machine Learning Group, Department of Chemical Engineering and Biotechnology, University of Cambridge, U.K.

<sup>6</sup> Algorithmic Dynamics Lab, Karolinska Institutet, Sweden.

<sup>7</sup> Department of Oncology-Pathology, Center for Molecular Medicine, Karolinska Institutet, Sweden

## A Appendix

In recent papers, a method and measure have been proposed claiming to be capable of identifying and distinguishing molecules related to living systems versus non-living ones, among other capabilities. In the main article of this supplementary material, we demonstrate that the molecular assembly index (MA) calculated by the assembly pathway method is a suboptimal restricted version of Huffman’s (Shannon-Fano type) encoding so that it falls into the category of a purely (weak) entropic measure for all purposes. This supplementary material contains more information about motivations, algorithms, code, methods, and theorems with respect to the article under the same title.

---

\*Corresponding author. Email: hector.zenil@cs.ox.ac.uk

Having identified a lack of control experiments and a limited analysis offered, we compared other measures of statistical and algorithmic nature that perform similarly, if not better, than the proposed assembly one at identifying molecular biosignatures.

Previous work claimed that the computable nature and tree-like structure of Assembly Theory (AT) was an advantage with respect to classifying the complexity of biosignatures. This is, however, one of its main weaknesses with respect to both grasping the complexity of the object and distinguishing it from a stochastically random ensemble.

In the main article and in this supplementary material, we demonstrate that the assembly pathway method is a suboptimal restricted version of long-used compression algorithms and that MA performs similar to, if not worse, than other popular statistical compression algorithms. No strong compression or algorithmic complexity results is required to prove that AT and MA are ill-defined and underperform as compared to simple coding schemes. Our results show that despite the claims of experimental data, the assembly measure is driven mostly or only by InChI codes which had already been reported before to discriminate organic from inorganic compounds by other indexes.

Note that, depending on variations in application and context, the index measure featured in Assembly Theory has had several names, or can be referred to in different ways: pathway assembly (PA), object assembly (OA), or molecular assembly index (MA) as in [19, 20].

The concept of modularity of structure and recursive reconstruction from elementary building blocks has also been a feature long associated with life. In [15], for example, we proved that modularity can be built up from computation alone, and can therefore be characterised in a recursive fashion. However, the complexity of living systems also immediately suggests that simple measures, such as Huffman schemes or AT, are unable to characterise the complexity of life. Modularity also goes hand in hand with generative functions, particularly, of the recursive type. Characterisations in terms of thermodynamics [18, 26] have further enriched these measures, beyond statistical pattern recognition and number of steps, circling back to some original ideas related to what are believed to be the principles of living systems. Modularity, computability, and fundamental features of life have been richly intertwined and explored in tandem in the last century. Simple modular instructions can outperform the pathway assembly index because the latter falls short to capture the subtleties of trivial modularity.

The group behind "Assembly Theory" are ignoring and neglecting decades of work in previous literature and resources such as work on resource-bounded complexity, self-assembly, modularity and self organization which is beyond the scope of this work. However, the challenges "Assembly Theory" is facing

are what half a century of negative results in complexity theory have faced and (partially) solved by dealing with (semi) uncomputable measures after finding that computable measures, which fall into the trivial statistical ones, are of limited use, are ill-defined and can not only be highly misleading, but also a regression in the field.

We demonstrate in Section B that there are deceiving molecules whose low complexities arbitrarily diverge from the “random-like appearance” that the assembly pathway method assigns to them with arbitrarily high statistical significance. Our theoretical and empirical results imply that pathway assembly index is not an optimal complexity measure in general, and can return false positives.

In the main article, we have also suggested how the previous empirical methods can be applied to improved complexity measures that can better take advantage of the computational resources available.

### A.1 Mischaracterisations

To understand the mathematical limitations underpinning AT, first note that the pathway assemblages are characterised by functions of the form

$$g_k: \begin{array}{ccc} V(\Gamma) \times V(\Gamma) & \rightarrow & V(\Gamma) \\ (z, x) = (z, (w_1, \dots, w_k, \dots)) & \mapsto & g_k(z, x) = (w_1, \dots, f(z, w_k), \dots) \end{array},$$

where  $(w_1, \dots, w_k, \dots)$  denotes the object  $x$  in the assembly space  $(\Gamma, \phi)$  that results from the combination of other objects  $w_1, w_2, \dots, w_k$ , etc. also in  $\Gamma$  and function  $f: V(\Gamma) \times V(\Gamma) \rightarrow V(\Gamma)$  gives the result of combining object  $z$  with  $w_k$ . Being limited to joining operations—and this limitation becomes even more dramatic in the non-stochastic generative processes that we will discuss below—AT cannot deal with any variation of  $x$  or  $f$  beyond successive simple constructions. In the general case, most computable objects would be missed by statistical methods (like entropy and cognates such as AT). Since probability distribution uniformity does not guarantee randomness [6, 8, 27], most objects, both in theory and practice, cannot be recognised or characterised by weak computable measures, especially by those that are largely based on entropy measures such as statistical compression algorithms or AT.

Such a mischaracterisation has its roots in the reason any particular statistical test may fail to capture a mathematical formalisation of randomness, an inadequacy which prompted the positing of algorithmic randomness [8, 12]. For every computable statistical test (e.g., obeying the law of large numbers or displaying Borel normality) for which there is a computably enumerable

number of sequences that satisfy it, there are arbitrarily large initial segments of sequences that can be computed by a program, although these initial segments would be deemed random by statistical tests.

On the contrary, algorithmic randomness requires the sequence to be incompressible (and, as a consequence, uncomputable) across the board, or to pass *any* feasible statistical test. More formally, any sufficiently long initial segment of an algorithmically random infinite sequence is incompressible (except by a fixed constant) or, equivalently, the sequence does not belong to the infinite intersection of any Martin-Löf test [8, 12]. As a unidimensional example in the context of sequences, algorithmic complexity theorists very soon realised that an object such as 123456789101112... could be very misleading in terms of complexity. Note that this sequence in fact defines the Champernowne constant  $C_{10} = 0.123456789101112$ , a complexity-deceiving phenomenon from the Borel normal numbers [27] that is generated by one of the most modular forms of a function type, recursion and iteration of a successor-type function  $f(x_0, x_i) = x_i + x_0 = x_{i+1}$  for  $x_0 = 1$ . The ZK graph [27] which is constructed using the Champernowne constant as the degree sequence, was shown to be a near-maximal entropy graph with low algorithmic complexity [27]. The reader is invited to note how such a mathematical concept motivated the construction of deceiving molecules in Section B. Indeed, as we move beyond the realm of pure stochastic processes, complexity distortions become even more problematic [4, 5, 27]. As demonstrated in Theorem B.4 and Corollary B.5, there are (sufficiently large) deceiving molecules the complexities of whose respective generative processes arbitrarily diverge from the assembly index that the assembly pathway method assigns to them. By a generative model [3] we mean here a model that can be implemented or emulated by a computable (either abstract or physical) process so that it generates the pathway assembly and its objects. Notice that our results in [23, Theorem B.4 and Corollary B.5] hold for any of such processes that belong to (abstract or physically implemented) computational classes much weaker than that of Turing machines, e.g. resource-bounded Turing machine or simple forms of finite automata. Nevertheless, if the class of generative processes is constituted by computable processes that are also capable of universal computation, then [23, Corollary B.5] shows the complexity distortions (and, therefore, also the deceiving phenomena we explain below) can be equally bad or even worse. Therefore, AT fails to capture the minimality that is necessary for a complexity measure that may be claimed to be unambiguous and observer-independent.

Additionally, MA in general fails to avoid false positives in the specific sense that it may not be able to distinguish a “complex” object that is in fact the result of randomly generated generative processes. Under the



same assumptions as in [20, 21], we construct in Theorem B.4 a deceiving molecule that has a much larger MA value in comparison to the minimal information sufficient for a randomly generated generative process to single-handedly construct this molecule. Whatever arbitrarily chosen method is used to calculate the statistical significance level, the MA of this molecule is large enough to make the expected frequency of occurrence (estimated via the arbitrarily chosen AT) diverge from the actual probability (which derives from the random generation of the computable processes). In this case, AT would consider such a molecule “biotic”, resulting from extrinsic factors that increase biases toward certain pathways or that constrain the range of possible joining operations, although its sole underlying generative process in fact results from fair-coin-toss random events. This proven existence of false positives due to such a deceiving phenomenon is corroborated by our findings, which show that MA displays a behaviour that is both structurally and empirically similar to traditional statistical compression methods. Indeed, the latter methods are already known to present distorted values [27], performing worse than more recent algorithmic-based methods [25]. Thus, they are prone to overestimating complexity, and consequently to presenting false positives for “high”-complexity objects.

The key rationale behind this result is the computable nature of MA, so that given the set of biases and the joining operations allowed by the model, objects with much higher MA can be constructed by much simpler (and, therefore, more probable) computable generative processes which can in turn be randomly generated. Thus, in this context, MA (or any computable ‘assembly’ measure of this basic statistical type) will underestimate the frequency of occurrence of objects with high MA that in fact were constructed by much simpler randomly generated processes. This means that MA would misidentify molecules as byproducts (or constituents) of living systems that resulted from evolutionary processes, while in fact these molecules might have been byproducts of single-handed computable systems that were randomly generated by a fair coin toss, and as such are not the result of an evolutionary process of optimisation over time.

Nevertheless, note that it is true that there are computable (lossless) encodings of a source, such as Huffman coding, that are proven to be optimal on average, but only if one knows a priori that the underlying processes generating the objects are purely stochastic (in particular, when one knows beforehand that the conditions of the source coding theorem are satisfied [10]). In this case, one can show that the minimum expected size of the encoded object converges to its expected algorithmic complexity. However, pure stochasticity is too strong an assumption, or does not realistically represent the generative processes of molecules. Living systems are complex

systems consisting of multiscale, multi-nested processes that are unlikely to be reducible to simplistic and intrinsic statistical properties such as those suggested by AT. One cannot conceive a measure that only looks at the internal structure of an agent isolated from its environment and how it interacts with its external medium to determine its (non)living nature. Especially in the context of complex systems like living organisms, organic molecules may be the byproduct of intricate combinations or intertwinements of both deterministic/computable and stochastic processes that govern the behaviour of the entire organism and its environmental surroundings [24, 28]. In case a sufficiently complex (e.g., at the level of those we demonstrate in Section B) environmental catalytic condition plays the role of the above extrinsic factor (which increases the bias toward the construction of a more complex molecule), this level of complexity would be completely missed by the capabilities of simplistic measures such as MA, thereby rendering it as prone to false positives. More careful and deeper arguments regarding simplicity, recursivity, and the emergence of modularity in life have been advanced and are better grounded in a theoretical and methodological framework advanced in [15], where it was shown that exploiting first principles of computability and complexity theories, modular properties in evolutionary systems may be explained.

When processes that are not purely stochastic are also possible generative processes, there is no such thing as a generally optimal complexity measure that cannot be improved upon, since computable complexity measures are dependent on the observer (or the chosen formal theory) [3]. Without the necessary conditions being satisfied by the underlying stochastic process, one cannot generally guarantee such a convergence between the expected size of the encoded object and the expected algorithmic complexity that is assured by the source coding theorem. As shown by Corollary B.5, the deceiving phenomena can be equally bad or even worse in case the molecules are byproducts of complex systems that are somehow capable of universal computation. For example, in the case of advanced civilisations that are capable of artificially constructing living beings by computable processes, simplistic complexity measures such as MA can be intentionally misled with respect to what actually should be measured.

## B Deceiving molecules (or objects in an assembly space) with high assembly indices

The main idea to achieve the following theoretical results is to construct a randomly generated program that receives a formal theory (which contains all the computable procedures and statistical criteria in assembly theory) as input. Then, it searches for a molecule (or object in an assembly space) with MA sufficiently high so as to make the pathway probability of spontaneous formation be sufficiently lower than the very own deceiving program’s algorithmic probability, so that the divergence between these two probability distributions become statistically significant according to the chosen statistical method and significance level.

One challenge to achieve such a result is to account for the cases in which only a subclass of possible computable processes is allowed to perform the assembly rules (e.g., those that are allowed by the currently known law of physics in the case of molecules) in order to construct molecules, and therefore we shall employ a variation of the traditional algorithmic complexity and algorithmic probability studied in Algorithmic Information Theory (AIT). In this case, not every type of computable function may represent what is an effective or feasible process that constructs a molecule. Thus, in some cases the range of generative processes that can give rise to (or construct) a molecule may not comprise all possible computable functions. For this reason, we will employ a suboptimal form of the algorithmic complexity that is defined on non-universal programming languages (i.e., subrecursive classes). Nevertheless, in an ideal case in which the whole algorithm space indeed constitutes the set of all possible generative processes for constructing the assembly space (e.g., when biological systems achieve the capability of effecting universal computation in the real world [24]), then we show in Corollary B.5 that the deceiving phenomenon hold in the same way (or can even be worse).

A deceiving phenomenon akin to the one employed in Theorem B.4 can be found in [5] based upon the same AIT principles in [27], where sufficiently large datasets were constructed so that they deceive statistical machine learning methods into being able to find an optimal solution that in any event is considered global by the learning method of interest, although this optimal solution is in fact a simpler local optimum from which the more complex actual global optimum is unpredictable and diverges.

This phenomenon is also related to the optimality of the algorithmic complexity as an information content measure that takes into account the entire discrete space of computable measures [9, 13], or the maximality of the algorithmic probability as a probability semimeasure on the infinite discrete

space of computably constructible objects, as demonstrated by the algorithmic coding theorem [8, 13, 17].

However, unlike in these previous cases, our proof is based on finding a deceiver algorithm that constructs an object with sufficiently high value of assembly index such that its expected frequency of occurrence is much lower than the algorithmic probability of the deceiver itself, and in this way passing the test of any statistical significance level the arbitrarily chosen formal theory may propose.

In order to achieve our results, we base our theorems on mathematical conditions that are consistent with the assumptions and results in [20, 21]. The first *assumption* that we specify with the purpose of studying a worst-case scenario is that the assembly space should be large enough so as to include those molecules (or objects) with sufficiently large MA (along with its associated sufficiently low pathway probability of spontaneous formation) relative to the algorithmic complexity of the deceiving program. For the sake of simplicity, we assume that the nested family  $\mathcal{S}$  of all possible finite assembly spaces from the same basis (i.e., the root vertex that represents the set of all basic building blocks) is infinite computably enumerable. However, an alternative proof can be achieved just with the former—and more general—assumption that the assembly space may be finite but only needs to be sufficiently large in comparison to the deceiving program. Indeed, our assumption is in consonance with the authors’ motivation (and/or assumption) that “biochemical systems appear to be able to generate almost infinite complexity because they have information decoding and encoding processes that drive networks of complex reactions to impose the numerous, highly specific constraints needed to ensure reliable synthesis” [21]. Closely related to the first assumption, we also *assume* that there always are molecules with arbitrarily low path probabilities, which follows from the notion that, as infinitesimal as it might be, there is always a chance of randomly combining elements from an unlikely (but possible) sequence of events so as to give rise to a certain complex molecule.

Thirdly, in accordance with the arguments in [19–21] that the computability and feasibility of their methods is an actual advantage in comparison with other complexity measures, here we likewise *assume* that the following are computable procedures:

- deciding whether or not a finite assembly space (or subspace) is well formed according to the joining operation rules that are allowed to happen;<sup>1</sup>

---

<sup>1</sup>For example, one can employ the same criteria and allow the same rules established in [21].

- calculating MA of a finite molecule (i.e., a finite object) in a well-formed assembly space (or subspace);<sup>2</sup>
- calculating the chosen approximation of MA (e.g., the split-branch version) of a finite molecule in a well-formed assembly space (or subspace);<sup>3</sup>
- calculating an upper bound for the pathway probability of spontaneous formation of a molecule in the denumerable nested family of possible finite assembly spaces;<sup>4</sup>
- calculating the significance level for a frequency of occurrence of a molecule in a sample so that this empirical probability distribution (i.e., the type of the sample) diverges from the pathway probability distribution of spontaneous formation of the molecule;<sup>5</sup>

In this manner, one can now demonstrate the following theorems. Besides the notation from [20] for assembly theory, we also employ the usual notation for Turing machines and algorithmic complexity.

Respectively, as in [20, Definition 11] and [20, Definition 15] respectively, let  $(\Gamma, \phi)$  denote either an *assembly space* or *assembly subspace*. From [20, Definition 19], we have that  $c_\Gamma(x)$  denotes the *assembly index* of the object  $x$  in the assembly space  $\Gamma$ .

Note that assembly spaces are finite. So, from our assumptions, we need to define a pathway assembly that can deal with arbitrarily large objects. To this end, let  $\mathcal{S} = (\mathbf{\Gamma}, \mathbf{\Phi}, \mathcal{F})$  be an *infinite assembly space*, where every assembly space  $\Gamma \in \mathbf{\Gamma}$  is finite,  $\mathbf{\Phi}$  is the set of the correspondent edge-labeling maps  $\phi_\Gamma$  of each  $\Gamma$ , and  $\mathcal{F} = (f_1, \dots, f_n, \dots)$  is the infinite sequence of embeddings [16] (in which each embedding is also an *assembly map* as in [20, Definition 17]) that ends up generating  $\mathcal{S}$ . That is, each  $f_i: \{\Gamma_i\} \subseteq \mathbf{\Gamma} \rightarrow \{\Gamma_{i+1}\} \subseteq \mathbf{\Gamma}$  is a particular type of assembly map that embeds a single assembly subspace into a larger assembly subspace so that the resulting sequence of nested assembly subspaces defines a total order  $\preceq_{\mathcal{S}}$ , where

$$(\Gamma_i, \phi_{\Gamma_i}) \preceq_{\mathcal{S}} (\Gamma_{i+1}, \phi_{\Gamma_{i+1}}) \text{ iff } f_i(\Gamma_i) = \Gamma_{i+1} .$$

Let  $\gamma = z \dots y$  denote an arbitrary path from  $z \in B_{\mathcal{S}}$  to some  $y \in V(\mathcal{S})$  in  $\mathcal{S}$ , where  $B_{\mathcal{S}}$  is the basis (i.e., the finite set of basic building blocks) of  $\mathcal{S}$

<sup>2</sup>For example, as defined in [20, Definition 19].

<sup>3</sup>For example, as in [21, SI] and [20, Section 4.2].

<sup>4</sup>For example, this can be done by employing the methods developed in [20, SI] and [21]

<sup>5</sup>For example, by using a maximum-likelihood method or using the probability that a sample occurs with KL divergence larger than  $\epsilon$  [10, 14].

and  $V(\mathcal{S})$  is the set of vertices of  $\mathcal{S}$ . Let  $\gamma_x$  denote a path from some  $z \in B_{\mathcal{S}}$  to the object  $x \in V(\mathcal{S})$ .

Let  $\Gamma_x^*$  denote a minimum rooted assembly subspace of  $\Gamma$  from which the assembly index  $c_{\Gamma}(x)$  calculates the augmented cardinality and that its longest rooted path  $\gamma_x$  ends in the arbitrary object  $x \in V(\Gamma)$  as in [20, Definition 19].

As usual, let  $\mathbf{U}$  be a universal Turing machine on a universal programming language  $\mathbf{L}$ . Let  $\mathbf{U}(x)$  denote the output of the universal Turing machine  $\mathbf{U}$  when  $x \in \mathbf{L}$  is given as input in its tape. Let  $\langle \cdot, \cdot \rangle$  denote an arbitrary recursive bijective pairing function [13, 17] so that the bit string  $\langle \cdot, \cdot \rangle$  encodes the pair  $(x, y)$ , where  $x, y \in \mathbb{N}$ . Note that this notation can be recursively extended to  $\langle \cdot, \dots, \cdot \rangle$  in order to represent the encoding of  $n$ -tuples.

We have that the (prefix) *algorithmic complexity*, denoted by  $\mathbf{K}(x)$ , is the length of the shortest prefix-free (or self-delimiting) program  $x^* \in \mathbf{L}$  that outputs the encoded object  $x$  in a universal prefix Turing machine  $\mathbf{U}$ , i.e.,  $\mathbf{U}(x^*) = x$  and the length  $|x^*| = \mathbf{K}(x)$  of program  $x^*$  is minimum. In addition, the *algorithmic coding theorem* [8, 9, 13, 17] guarantees that

$$\mathbf{K}(x) = -\log \left( \sum_{\mathbf{U}(p)=x} \frac{1}{2^{|p|}} \right) \pm \mathbf{O}(1) , \quad (1)$$

where  $\sum_{\mathbf{U}(p)=x} 2^{-|p|}$  is the *universal a priori probability* of  $x$ , which gives the probability of randomly generating (by an i.i.d. stochastic process) a prefix-free (or self-delimiting) program that outputs  $x$ . We also have it that  $2^{-\mathbf{K}(x)}$  is called the *algorithmic probability* of  $x$ , which therefore converges to the universal a priori probability (except of an object-independent constant).

If the language  $\mathbf{L}'$  is a proper subset of  $\mathbf{L}$  such that language  $\mathbf{L}'$  running on  $\mathbf{U}$  is not able to decide every problem of Turing degree  $\mathbf{0}$ , then we have that  $\mathbf{L}'$  is *not* a universal programming language, and the machine  $\mathbf{U}$  defined upon language  $\mathbf{L}'$  is a *Turing submachine*  $\mathbf{U}/f$  [1], where  $f$  is the partial function that computes the function  $\mathbf{U}(x)$  for  $x \in \mathbf{L}'$  as input. In other words, a Turing submachine is a Turing machine that can receive inputs in its tape (and possibly simulate other machines), but it is not universal. Weaker than Turing degree  $\mathbf{0}$ , a submachine can only compute problems in a subrecursive class of problems [1]. Thus, note that resource-bounded machines or total Turing machines are particular cases of Turing submachines [1].

As a consequence of the above definitions, we define the (prefix) *subalgorithmic complexity*<sup>6</sup>  $\mathbf{K}_f(x)$  to be the length of the shortest prefix-free

---

<sup>6</sup>See also [1] where this terminology is also employed.

(or self-delimiting) program  $x^* \in \mathbf{L}'$  that outputs the encoded object  $x$  when run on the Turing submachine  $\mathbf{U}/f$  (i.e.,  $\mathbf{U}/f(x^*) = x$  and  $|x^*|_f = \mathbf{K}_f(x) = \min \{|w| \mid \mathbf{U}(w) = x, w \in \mathbf{L}'\}$ ).<sup>7</sup> Thus, note that resource-bounded variants of the algorithmic complexity [7, 8, 17] are particular cases of sub-algorithmic complexity. Analogously, we will have that the *sub*-universal (a priori probability) distribution upon language  $\mathbf{L}'$  is defined on the *sub*-universal a priori probability for each value  $x$ , which are given by

$$\sum_{\substack{\mathbf{U}(p) = x; \\ p \in \mathbf{L}'}} C \frac{1}{2^{|p|}}, \quad (2)$$

where  $\mathbf{L}' \subseteq \mathbf{L}$  and  $C \geq 1$  is a normalizing constant as in [2, Definition 3.6, Section 3.2.1] to ensure it is a probability measure and not a probability semimeasure. Note that, if  $\mathbf{L}' = \mathbf{L}$ , then one obtains the usual universal distribution instead of its subrecursive version.

Following these notions, we can now define the submachine that compute the allowed generative processes of an assembly space. For the sake of simplifying notation, let  $\mathbf{U}_\Gamma$  denote the Turing submachine  $\mathbf{U}/f_\Gamma$ . In this case, the function  $f_\Gamma$  is the partial function that returns what  $\mathbf{U}$  can compute with some  $x \in \mathbf{L}_\Gamma$  as input, where  $\mathbf{L}_\Gamma \subseteq \mathbf{L}$  is a (non-)universal programming language such that every generative process of an assembly space is bijectively computed (or emulated) by  $\mathbf{U}(x)$ . In other words, for every generative process that can assemble objects into building another object, there is a program  $x \in \mathbf{L}_\Gamma$  that computes (or emulates) this process. In the case of infinite assembly spaces, one analogously defines language  $\mathbf{L}_\mathcal{S} \subseteq \mathbf{L}$ . In the special case in which the generative process of the assembly space  $\mathcal{S}$  are capable of universal computation, then one has that  $\mathbf{L}_\mathcal{S} = \mathbf{L}$  holds.

Additionally, for every  $x \in \mathbf{L}_\Gamma$ , there is a generative process which is computed (or emulated) by program  $x \in \mathbf{L}_\Gamma$ . Also for the sake of simplicity, let  $\mathbf{K}_\Gamma$  denote the sub-algorithmic complexity  $\mathbf{K}_{f_\Gamma}$ . That is,  $\mathbf{K}_\Gamma(x)$  gives the shortest program that can compute or emulate a generative process of the object  $x$  in the assembly space  $\Gamma$ . In the case of infinite assembly spaces, one analogously defines the sub-algorithmic complexity  $\mathbf{K}_\mathcal{S}$  and the sub-universal a priori probability upon language  $\mathbf{L}_\mathcal{S}$ .

**Lemma B.1.** *Let  $\mathcal{S}$  be infinite computably enumerable. Let  $\mathbf{F}$  be an arbitrary formal theory that contains assembly theory, including all the decidable procedures of the chosen method for calculating (or approximating MA) of an object for a nested subspace of  $\mathcal{S}$ , and the program that decides whether or*

<sup>7</sup>If there is no program in  $\mathbf{L}'$  that can output an object  $x$ , then one defines  $\mathbf{K}_f(x) = \infty$ .

not the criteria for building the assembly spaces are met. Let  $k \in \mathbb{N}$  be an arbitrarily large natural number. Then, there are a program  $p_y$ ,  $\Gamma \in \mathcal{S}$  and  $y \in V(\Gamma)$  such that

$$\mathbf{K}(y) + k \leq |p_y| + k + \mathbf{O}(1) \leq c_\Gamma(y) , \quad (3)$$

where the function  $c_\Gamma: \Gamma \subset \mathcal{S} \rightarrow \mathbb{N}$  gives the MA of the object  $y$  in the assembly space  $\Gamma$  (or  $\mathcal{S}$ ) and  $\mathbf{U}(p_y) = y$ .

*Proof.* Let  $p$  be a bit string that represents an algorithm running on a prefix universal Turing machine  $\mathbf{U}$  that receives  $\mathbf{F}$  and  $k$  as inputs. Then, it calculates  $|p| + |\mathbf{F}| + \mathbf{O}(\log_2(k)) + k$  and enumerates  $\mathcal{S}$  while calculating  $c_\Gamma(x)$  of the object (or vertex)  $x \in V(\Gamma) \subset V(\mathcal{S})$  at each step of this enumeration. Finally, the algorithm returns the first object  $y \in V(\mathcal{S})$  for which

$$|p| + |\mathbf{F}| + \mathbf{O}(\log_2(k)) + k + \mathbf{O}(1) \leq c_\Gamma(y) \quad (4)$$

holds. In order to demonstrate that  $p$  always halts, just note that  $\mathcal{S}$  is infinite computably enumerable. Also, for any value of  $c_{\Gamma'}(z)$  for some  $z \in V(\Gamma') \subset V(\mathcal{S})$ , there is only a finite number of possible paths starting on any object in  $B_\mathcal{S}$  and ending on  $z$  in  $c_{\Gamma'}(z)$  steps, where  $B_\mathcal{S}$  is the basis (i.e., the finite set of basic building blocks [21, Definition 12]) of  $\mathcal{S}$ . This implies that there is an infinite number of distinct values of  $c_{\Gamma'}(z)$ , whenever  $z \in V(\Gamma')$  and  $\Gamma' \subset \mathcal{S}$  is finite. Now, let  $p_y = \langle k, \mathbf{F}, p \rangle$ . Finally, from Equation 4 and basic properties in AIT, we have it that

$$\mathbf{K}(y) + k \leq |p_y| + k + \mathbf{O}(1) \leq |p| + |\mathbf{F}| + \mathbf{O}(\log_2(k)) + k + \mathbf{O}(1) \leq c_\Gamma(y) \quad (5)$$

holds for some sufficiently large  $k$ .  $\square$

**Lemma B.2.** *Let the conditions for Lemma B.1 be satisfied. Let*

$$\mathbf{P}: \{\Gamma' | \exists x (c_\Gamma(y) = x), \Gamma' \subseteq \Gamma \subset \mathcal{S} \text{ is rooted, and } y \in V(\Gamma')\} \rightarrow [0, 1]$$

*be an arbitrary probability measure on the set of pathways in  $\mathcal{S}$  and  $p_\mathbf{P}$  a program that computes a computable function that outputs an upper bound for  $\mathbf{P}$  such that for every  $\epsilon' > 0$  and  $\Gamma \subset \mathcal{S}$ , there are  $\Gamma' \subset \mathcal{S}$  and  $x \in V(\Gamma')$  with  $\Gamma \subseteq \Gamma'$  and  $\mathbf{P}(\Gamma_x^*) \leq \mathbf{U}(\langle \Gamma_x^*, p_\mathbf{P} \rangle) < \epsilon'$ . Let  $1 \geq \epsilon > 0$  be an arbitrary encodable real number. Let  $k \in \mathbb{N}$  be an arbitrarily large natural number. Then, there are a program  $p_\epsilon$ ,  $\Gamma \subset \mathcal{S}$ , and  $y \in V(\Gamma)$  such that Lemma B.1 is satisfied with  $y$  and*

$$\mathbf{K}(y) + k \leq |p_\epsilon| + k + \mathbf{O}(1) \leq c_\Gamma(y) , \quad (6)$$



and

$$\mathbf{P}(\Gamma_y^*) \leq \mathbf{U}(\langle \Gamma_y^*, \mathbf{p}_{\mathbf{P}} \rangle) < \epsilon \quad (7)$$

hold, where  $\mathbf{U}(\mathbf{p}_\epsilon) = \Gamma_y^*$ .

*Proof.* Let  $p'$  be a bit string that represents an algorithm running on a prefix universal Turing machine  $\mathbf{U}$  that receives  $\mathbf{p}_{\mathbf{P}}$ ,  $\epsilon$  and  $k$  as inputs. Then, it enumerates the assembly pathways  $\Gamma_x^*$  in  $\mathcal{S}$  such that  $|p| + |\mathbf{F}| + \mathbf{O}(\log_2(k)) + |p'| + |\mathbf{p}_{\mathbf{P}}| + \mathbf{O}(\log_2(\epsilon)) + k + \mathbf{O}(1) \leq c_{\Gamma}(x)$ ,  $\mathbf{U}(\langle \Gamma_x^*, \mathbf{p}_{\mathbf{P}} \rangle) < \epsilon$ , and Lemma B.1 holds for  $x$  given  $k$ . Finally, it returns this first  $\Gamma_x^*$  in this enumeration. Now, let  $\mathbf{p}_\epsilon = \langle \mathbf{p}_{\mathbf{P}}, \epsilon, k, p' \rangle$ . Therefore, in addition to the arguments in the proof of Lemma B.1, the desired theorem follows from the fact that program  $p'$  always halts because of our initial assumptions on program  $\mathbf{p}_{\mathbf{P}}$  and the probability distribution given by  $\mathbf{P}$ .  $\square$

**Lemma B.3.** *Let the conditions for Lemmas B.1 and B.2 be satisfied. Let  $\mathbf{F}' \supseteq \mathbf{F}$  be a formal theory that also includes the chosen statistical method, the criteria for the arbitrarily chosen statistical significance level, the chosen computable method for approximating  $\mathbf{P}$  from above with program  $\mathbf{p}_{\mathbf{P}}$ , and the acceptable maximum error  $\mathcal{E} \in \mathbb{N}$  for an overestimation of the complexity of an object in  $\mathcal{S}$ . Then, there are a program  $\mathbf{p}_d$ ,  $\Gamma \subset \mathcal{S}$ , and  $y \in V(\Gamma)$  such that Lemma B.2 is satisfied with  $y$  and  $\mathbf{F}'$  decides that the divergence of the (sub-)universal distribution from  $\mathbf{P}$  is statistically significant, where  $\mathbf{U}(\mathbf{p}_d) = \Gamma_y^*$  and  $|\mathbf{p}_d| + \mathcal{E} < c_{\Gamma}(y)$  hold.*

*Proof.* Let  $\mathbf{p}_d$  be a bit string that represents an algorithm running on a prefix universal Turing machine  $\mathbf{U}$  that includes the computation of  $\mathbf{p}_k$  and  $\mathbf{p}_\epsilon$  (which are programs defined in the proofs of Lemmas B.1 and B.2) as subroutines. Then, it searches for the first  $\Gamma_x^*$ , sufficiently small value of  $\epsilon$ , and sufficiently large value of  $k \geq \mathcal{E} + \mathbf{O}(1)$  such that Lemmas B.1 and B.2 are satisfied with  $x$ ,  $|\mathbf{p}_d| + \mathcal{E} < |p| + |\mathbf{F}'| + \mathbf{O}(\log_2(k)) + |p'| + |\mathbf{p}_{\mathbf{P}}| + \mathbf{O}(\log_2(\epsilon)) + k + \mathbf{O}(1) < c_{\Gamma}(x)$  holds, and the divergence of  $2^{-|\mathbf{p}_d|}$  from  $\mathbf{U}(\langle \Gamma_x^*, \mathbf{p}_{\mathbf{P}} \rangle)$  is statistically significant according to the formal theory  $\mathbf{F}'$ . Finally, the algorithm returns this first assembly pathway  $\Gamma_x^*$  as output. Note that, since the value of  $2^{-|\mathbf{p}_d|}$  is fixed, one can always employ program  $\mathbf{p}_{\mathbf{P}}$  and the statistical criteria in theory  $\mathbf{F}'$  to find an arbitrarily lower probability than  $2^{-|\mathbf{p}_d|}$  so that the resulting probability distribution (i.e., the probability distribution given by  $\mathbf{P}$ ) diverges from the sub-universal (a priori probability) distribution. This holds because: of the algorithmic coding theorem, which implies that  $2^{-|\mathbf{p}_d|}$  is a lower bound for the sub-universal a priori probability upon language  $\mathbf{L}'$ , where  $\mathbf{p}_d \in \mathbf{L}' \subseteq \mathbf{L}$ ; and of the fact that  $\mathbf{p}_{\mathbf{P}}$  is a program

that computes a (computable) function that outputs an upper bound for  $\mathbf{P}$ .<sup>8</sup> Additionally, this divergence eventually becomes statistically significant (as the divergence increases) because the probability of occurrence of a sequence of events following an empirical probability distribution, which diverges from the original distribution that the events are generated, eventually decreases as the divergence sufficiently increases. Also note that  $|p_d| \leq |p_k| + |p_\epsilon| + \mathbf{O}(1)$ . Therefore, since  $k$  and  $\epsilon$  were arbitrary in Lemma B.2 and all the statistical methods in  $\mathbf{F}'$  are decidable by assumption, we have that  $p_d$  always halts.  $\square$

**Theorem B.4.** *Let the conditions for Lemma B.3 be satisfied. Let  $\mathcal{S}$  be an infinite assembly space whose set of randomly generated (computable) generative processes include one that can effect at least the computation of program  $p_d$ , where Lemma B.3 holds for  $p_d$  and  $y \in V(\mathcal{S})$ . Then:*

- *the complexity error is larger than  $\mathcal{E}$  (except for an independent constant);*
- *and this error implies a statistically significant (according to  $\mathbf{F}'$ ) distinct frequency of occurrence of  $y$  than it was expected from the chosen assembly theory.*

*Proof.* From Lemma B.3, we have it that  $\mathbf{U}(p_d) = \Gamma_y^*$ . Thus, from our assumptions and the definition of  $\mathbf{K}_{\mathcal{S}}$ , we have it that  $\mathbf{K}_{\mathcal{S}}(y) \leq |p_d| + \mathbf{O}(1)$ , which proves that the complexity error is larger than  $\mathcal{E}$  from Lemma B.3. We also have that the probability of an assembly pathway being constructed by a randomly generated computable process is given by the sub-universal a priori probability of  $\Gamma_y^*$  upon language  $\mathbf{L}_{\mathcal{S}}$ , i.e.,

$$\sum_{\substack{\mathbf{U}(p) = \Gamma_y^*; \\ p \in \mathbf{L}_{\mathcal{S}}}} C \frac{1}{2^{|p|}}. \quad (8)$$

Therefore, by replacing  $\mathbf{L}'$  with  $\mathbf{L}_{\mathcal{S}}$  in the proof of Lemma B.3, we achieve a statistically significant (according to  $\mathbf{F}'$ ) distinct frequency of occurrence of  $y$  than it was expected from the chosen assembly theory.  $\square$

**Corollary B.5.** *Let the conditions for Lemma B.3 be satisfied. Let  $\mathcal{S}$  be an infinite assembly space whose randomly generated (computable) generative processes are capable of universal computation. Then:*

---

<sup>8</sup>Also note that  $\mathbf{F}'$  does not actually need to be able to compute the value of the sub-universal a priori probability of  $x$  because one already knows  $2^{-|p_d|}$  is a lower bound for it and  $\mathbf{U}(\langle \Gamma_x^*, p_{\mathbf{P}} \rangle)$  is an upper bound for the *optimal* pathway probability of  $x$ .

- the complexity error is larger than  $\mathcal{E}$  (except for an independent constant);
- and this error implies a statistically significant (according to  $\mathbf{F}'$ ) distinct frequency of occurrence of  $y$  than it was expected from the chosen assembly theory.

*Proof.* The proof follows directly from the fact that  $\mathbf{K}(y) \leq \mathbf{K}_f(y) + \mathbf{O}(1)$  and from replacing  $\mathbf{L}'$  with  $\mathbf{L}$  in the proof of Lemma B.3.  $\square$

As shown by Corollary B.5, the deceiving phenomena can be equally bad or even worse in case the molecules are byproducts of complex systems that are somehow capable of universal computation.

## C PyBDM Code for CTM and BDM

The Coding Theorem (CTM) and Block Decomposition Methods (BDM) are resource-bounded computable methods [11, 22, 28] that attempt to approximate semi-computable measures that are a generalisation of statistical measures more powerful than the methods proposed in “Assembly Theory” as they combine global calculations of classical entropy with local estimations of algorithmic information content.

---

**Algorithm 1** Python implementation of 2D-Block Decomposition Method (PyBDM)

---

```
import numpy as np
from pybdm import BDM
import pandas as pd
X = pd.read_csv(r'file directory', dtype=int)
bdm = BDM(ndim=2)
Z=X.to_numpy()
bdm.bdm(Z)
```

---

## References

- [1] Felipe S. Abrahão. The “paradox” of computability and a recursive relative version of the Busy Beaver function. In Cristian Calude and Mark Burgin, editors, *Information and Complexity*, chapter 1, pages 3–15. World Scientific Publishing, Singapore, 1 edition, 2016. ISBN 978-9813109025. doi: 10.1142/9789813109032\_0001.

- 
- [2] Felipe S. Abrahão, Klaus Wehmuth, and Artur Ziviani. Algorithmic networks: Central time to trigger expected emergent open-endedness. *Theoretical Computer Science*, 785:83–116, sep 2019. doi: 10.1016/j.tcs.2019.03.008.
  - [3] Felipe S. Abrahão and Hector Zenil. Emergence and algorithmic information dynamics of systems and observers. *Philosophical Transactions of the Royal Society A: Mathematical, Physical and Engineering Sciences*, 380(2227), 2022. doi: 10.1098/rsta.2020.0429.
  - [4] Felipe S. Abrahão, Klaus Wehmuth, Hector Zenil, and Artur Ziviani. Algorithmic information distortions in node-aligned and node-unaligned multidimensional networks. *Entropy*, 23(7), 2021. doi: 10.3390/e23070835.
  - [5] Felipe S. Abrahão, Hector Zenil, Fabio Porto, and Klaus Wehmuth. Algorithmic Probability of Large Datasets and the Simplicity Bubble Problem in Machine Learning. *Theoretical Computer Science (forthcoming)*, 2022. URL <http://arxiv.org/abs/2112.12275>.
  - [6] Verónica Becher and Santiago Figueira. An example of a computable absolutely normal number. *Theoretical Computer Science*, 270(1-2):947–958, jan 2002. doi: 10.1016/S0304-3975(01)00170-0.
  - [7] Mark Burgin. *Theory of Information: Fundamentality, Diversity and Unification*. World Scientific Publishing, 2009. ISBN 978-981-283-548-2 978-981-283-549-9. doi: 10.1142/7048.
  - [8] Cristian S. Calude. *Information and Randomness: An algorithmic perspective*. Springer-Verlag, 2 edition, 2002. ISBN 3540434666.
  - [9] Gregory Chaitin. *Algorithmic Information Theory*. Cambridge University Press, 3 edition, 2004. ISBN 0521616042.
  - [10] Thomas M. Cover and Joy A. Thomas. *Elements of Information Theory*. John Wiley & Sons, Inc., Hoboken, NJ, USA, sep 2005. ISBN 9780471241959. doi: 10.1002/047174882X.
  - [11] Jean Paul Delahaye and Hector Zenil. Numerical evaluation of algorithmic complexity for short strings: A glance into the innermost structure of randomness. *Applied Mathematics and Computation*, 219(1):63–77, 2012. doi: 10.1016/j.amc.2011.10.006.

- 
- [12] Rod Downey and Denis R. Hirschfeldt. Algorithmic randomness. *Communications of the ACM*, 62(5):70–80, apr 2019. ISSN 00010782. doi: 10.1145/3319408.
- [13] Rodney G. Downey and Denis R. Hirschfeldt. *Algorithmic Randomness and Complexity*. Theory and Applications of Computability. Springer New York, New York, NY, 2010. ISBN 978-0-387-95567-4. doi: 10.1007/978-0-387-68441-3.
- [14] Ian Goodfellow, Yoshua Bengio, and Aaron Courville. *Deep Learning*. MIT Press, 2016. <http://www.deeplearningbook.org>.
- [15] Santiago Hernández-Orozco, Narsis A. Kiani, and Hector Zenil. Algorithmically probable mutations reproduce aspects of evolution, such as convergence rate, genetic memory and modularity. *Royal Society Open Science*, 5(8):180399, 2018. doi: 10.1098/rsos.180399.
- [16] Wilfrid Hodges. *Model Theory*. Cambridge University Press, 1 edition, March 1993. ISBN 978-0-521-30442-9 978-0-521-06636-5 978-0-511-55157-4. doi: 10.1017/CBO9780511551574.
- [17] Ming Li and Paul Vitányi. *An Introduction to Kolmogorov Complexity and Its Applications*. Texts in Computer Science. Springer, Cham, 4 edition, 2019. ISBN 978-3-030-11298-1. doi: 10.1007/978-3-030-11298-1.
- [18] Seth Lloyd and Heinz Pagels. Complexity as thermodynamic depth. *Annals of Physics*, 188(1):186–213, 1988. doi: 10.1016/0003-4916(88)90094-2.
- [19] Stuart M. Marshall, Alastair R. G. Murray, and Leroy Cronin. A probabilistic framework for identifying biosignatures using pathway complexity. *Philosophical Transactions of the Royal Society A: Mathematical, Physical and Engineering Sciences*, 375(2109):20160342, 2017. doi: 10.1098/rsta.2016.0342.
- [20] Stuart M. Marshall, Douglas Moore, Alastair R. G. Murray, Sara I. Walker, and Leroy Cronin. Quantifying the pathways to life using assembly spaces. *arXiv Preprints*, 2019. URL <http://arxiv.org/abs/1907.04649>.
- [21] Stuart M. Marshall, Cole Mathis, Emma Carrick, Graham Keenan, Geoffrey J. T. Cooper, Heather Graham, Matthew Craven, Piotr S. Gromski, Douglas G. Moore, Sara. I. Walker, and et al. Identifying molecules

- 
- as biosignatures with assembly theory and mass spectrometry. *Nature Communications*, 12(1), 2021. doi: 10.1038/s41467-021-23258-x.
- [22] Fernando Soler-Toscano, Hector Zenil, Jean-Paul Delahaye, and Nicolas Gauvrit. Calculating kolmogorov complexity from the output frequency distributions of small turing machines. *PLoS ONE*, 9(5), 2014. doi: 10.1371/journal.pone.0096223.
- [23] Abicumaran Uthamacumaran, Felipe S. Abrahão, and Hector Zenil. Supplementary Information of the paper “*On Assembly Theory and the Molecular Complexity Classification of Biosignatures*”. 2022.
- [24] Sara Imari Walker and Paul C. W. Davies. The Algorithmic Origins of Life. *Journal of The Royal Society Interface*, 10(79), 2012. doi: 10.1098/rsif.2012.0869.
- [25] Hector Zenil. A review of methods for estimating algorithmic complexity: options, challenges, and new directions. *Entropy*, 22(6):612, 2020. doi: 10.3390/e22060612.
- [26] Hector Zenil, Carlos Gershenson, James A.R. Marshall, and David A. Rosenblueth. Life as thermodynamic evidence of algorithmic structure in natural environments. *Entropy*, (14 (11)):2173–2191, 2012.
- [27] Hector Zenil, Narsis A. Kiani, and Jesper Tegnér. Low-algorithmic-complexity entropy-deceiving graphs. *Physical Review E*, 96(1), 2017. doi: 10.1103/physreve.96.012308.
- [28] Hector Zenil, Santiago Hernández-Orozco, Narsis Kiani, Fernando Soler-Toscano, Antonio Rueda-Toicen, and Jesper Tegnér. A Decomposition Method for Global Evaluation of Shannon Entropy and Local Estimations of Algorithmic Complexity. *Entropy*, 20(8):605, aug 2018. doi: 10.3390/e20080605.