

RISC-V Toolchain and Agile Development based Open-source Neuromorphic Processor

Jiulong Wang[†]

Institute of Computing
Technology, Chinese Academy
of Sciences

Ruopu Wu[†]

Institute of Computing
Technology, Chinese Academy
of Sciences

Guokai Chen

Institute of Computing
Technology, Chinese Academy
of Sciences

Xuhao Chen

Institute of Computing
Technology, Chinese Academy
of Sciences

Zhijie Jia

Institute of Computing
Technology, Chinese Academy
of Sciences

Boran Liu

Institute of Computing
Technology, Chinese Academy
of Sciences

Jixiang Zong

Institute of Computing
Technology, Chinese Academy
of Sciences

Di Zhao*

Institute of Computing
Technology, Chinese Academy
of Sciences

ABSTRACT

In recent decades, neuromorphic computing aiming to imitate brains' behaviors has been developed in various fields of computer science. The Artificial Neural Network (ANN) is an important concept in Artificial Intelligence (AI). It is utilized in recognition and classification. To explore a better way to simulate obtained brain behaviors, which is fast and energy-efficient, on hardware, researchers need an advanced method such as neuromorphic computing. In this case, Spiking Neural Network (SNN) becomes an optimal choice in hardware implementation. Recent works are focusing on accelerating SNN computing. However, most accelerator solutions are based on CPU-accelerator architecture which is energy-inefficient due to the complex control flows in this structure.

This paper proposes Wenqixing 22A, a low-power neuromorphic processor that combines general-purpose CPU functions and SNN to efficiently compute it with RISC-V SNN extension instructions. The main idea of Wenqixing 22A is to integrate the SNN calculation unit into the pipeline of a general-purpose CPU to achieve low-power computing with customized RISC-V SNN instructions version 1.0 (RV-SNN V1.0), Streamlined Leaky Integrate-and-Fire (LIF) model, and the binary stochastic Spike-timing-dependent-plasticity (STDP). The source code of Wenqixing 22A is released online on Gitee¹ and GitHub¹. We apply Wenqixing 22A to the recognition of the MNIST dataset to make a comparison with other SNN systems. Our experiment results show that Wenqixing 22A improves the energy expenses by 5.13 times over the accelerator solution, ODIN, with approximately classification accuracy, 85.00%

for 3-bit ODIN online learning, and 91.91% for 1-bit Wenqixing 22A.

CCS CONCEPTS

• **Computer systems organization** → **Architectures** → **Other architectures** → **Neural networks**;

KEYWORDS

Neuromorphic Computing, RISC-V Instruction Set Extensions, SNN Implementation, Energy-efficient Computing.

1 INTRODUCTION

With the development of bio-inspired computing, researchers are seeking a better way to imitate brain behaviors from neuroscience observation. The very first step is Artificial Neural Network (ANN), the important concept of Artificial Intelligence (AI) [22]. It ranges from Computer versions to sensory data processing. A large range of AI computing is realized by CPU or GPU. The hardware processes complex information which is difficult to process for human beings [20] in the Internet of Things (IoT) or Edging Computing. While researchers are pursuing higher accuracy of AI, the low-power performance of the neural network is also important. Thus, the Spiking Neural Network (SNN), classified as the third generation of neural network models, becomes an optimal choice. The SNN has more bio-inspired features to imitate the low-power computing of brains and it is computationally more powerful than other neural network models [1][2][23]. SNN uses the event-based model to imitate biological neurons with minimal energy. Recent works in SNN architecture design [6][7][8][9][10] show the potential of matching the accuracy of other non-spiking ANNs.

The traditional convolutional neurons require many operations, e.g., accumulating and multiplying the input

[†] Joint First Authors

* Corresponding Author: zhaodi@ict.ac.cn

¹ GitHub: <https://github.com/openmiantianxing/Wenqixing22A>

Gitee: <https://gitee.com/openmiantianxing/wenqixing22a>

value with a weight. It is demonstrated that those arches have efficient implementations on FPGAs through massive work [15]. Besides that, the event-based SNNs avoid lots of unnecessary calculations by only computing retrieved events. Outside sparse and dynamic events are assumed. This sparsity provides time- or order-based input data and excludes time-wasting memory access. Related works such as Intel Loihi [16], Tsinghua University Tianjic [17], and Frenkel’s ODIN [14], have shown that processing event-based data by SNN can be efficient in both training and inference. However, these neuromorphic processors still have much power consumption. Thus, we propose an extremely low-power neuromorphic processor **Wenquxing 22A**.

In this work, we use a 9-stage in-order RISC-V processor, Nutshell designed by the University of Chinese Academy of Science OSCPU (Open-Source Chip Project by University) team [3], as our baseline and extend its execution unit with our self-designed RISC-V SNN extension instruction set. NutShell features RV64IMACSU instruction set and can run modern operating systems like Linux. This processor is also a base version of the XiangShan processor, a high-performance RISC-V open-source processor [21]. The first stable micro-architecture of XiangShan is called Yanqihu, which has been developed since June 2020. The current version of XiangShan, also known as Nanhu, is still under development.

Our customized RISC-V-based SNN instruction set has high computational granularity to prevent the pipeline from being stalled for a long time due to the execution of one instruction. We utilize the Leaky Integrate-and-Fire (LIF) model and the order-based Binary Stochastic STDP to compute event-based SNN. The neuron and synaptic models are both hardware-friendly and energy-efficient.

Here are our contributions to achieving low-power SNN computing:

- We design the customized SNN extension instruction set, RV-SNN Version 1.0, in high computational granularity based on RISC-V ISA;
- We streamline the standard LIF model to reduce the difficulty of computing and integrating the neuron model in our processor implementation.
- We modify the Binary Stochastic STDP to gear to the single cycle updating of synaptic weights.
- The source code of Wenquxing 22A will be released for further improvement and future works like taping out the neuromorphic chip.

In addition, to evaluate Wenquxing 22A, we implement our design to the Alveo U250 FPGA platform. Recognize the MNIST dataset using RV-SNN instructions to evaluate the power consumption and recognition accuracy of the SNN on Wenquxing 22A. We also apply another spiking

accelerator solution, ODIN [14], on the same FPGA platform as the base-line of energy and accuracy comparison. The result turns out that Wenquxing 22A has a maximum recognition accuracy of 91.91% and improves the power consumption by 5.13 times over the accelerator solution of ODIN.

2 DESCRIPTION OF SOURCE CODE

This section introduces the released source code of Wenquxing 22A.

2.1 The Files of Wenquxing 22A

For a clear view of the overall directories of Wenquxing 22A, we list the related files as shown in **Figure 1**.



Figure 1. Files of Wenquxing 22A

2.2 The SNN Unit

Wenquxing 22A is adapted from Nutshell. The only difference is that Wenquxing 22A has an SNN Unit for spike process, neural update, and synaptic computing. This part is the core code of Wenquxing 22A, which is in the function unit (fu) directory.

The SNN Unit contains 4 more components which are the spike process unit, the Long-Term Depression Unit (LTD Unit), the Neuron Unit, and the Long-Term Potential (STDP Unit):

Spike Process Unit- This unit controls executing the AND operation of input spikes and synapses. Then the number of valid spikes will be counted and submitted to the next component.

Neuron Unit- The neuron Unit updates the current state of neurons depending on the number of valid spikes from the

Spike Process Unit, the previous state, and the leakage voltage of the neuron.

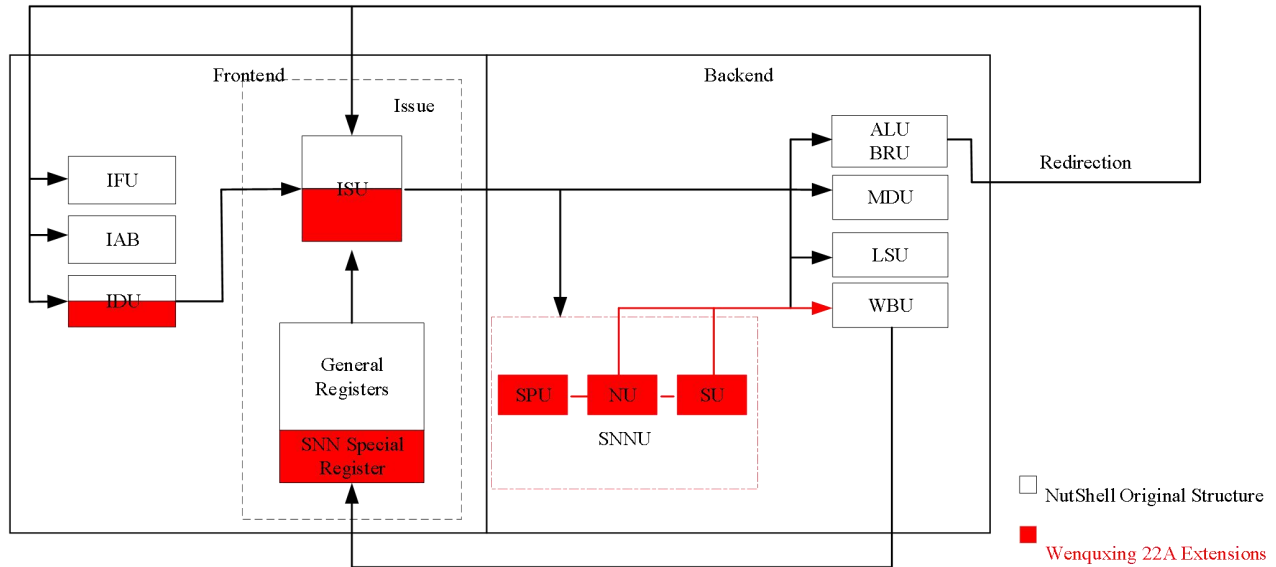


Figure 2: Overall Architecture of Wenquxing 22A (Baseline: NutShell).

LTP and LTD Unit- After updating a neuron, the spike from the neuron will be sent to LTP Unit. This signal decides whether the synaptic weight is “1” (on). LTD Unit begins to depress the synaptic weights depending on the LTD probability. A random 10-bit number x will be generated by a 16-bit LFSR to compare with the LTD probability. If $x \leq$ LTD probability, the synaptic weight will be set to "0".

2.3 Overall Architecture of Wenquxing 22A

As mentioned above, we adopt our baseline, the NutShell processor, to support SNN computing. Figure 2 shows the micro-architecture of Wenquxing 22A. The SNN Unit (shown as SNNU) is added to the pipeline, which is at the execution stage. Three stages in SNN workflow are handled by SPU (Spiking Process Unit), NU (Neuron Unit), and SU (Synapse Unit). All these components are integrated into SNNU. The SNN Special Register File is defined along with the General Registers File and ISU (Issue Unit) controls the instruction issuing, avoiding data hazards.

3 EXPERIMENT RESULTS

The MNIST data set [4][5] has 70,000 samples of handwriting digits from 0 to 9, among which 60,000 are used for training and 10,000 for testing. Every digital sample is a 28×28 gray-scale image with a maximum value

of 255. We use Wenquxing 22A to classify this data set with the Binary Stochastic STDP learning rule.

3.1 Network Architecture

The architecture is presented in Figure 3. We design a simple 2-level supervised STDP-based SNN with pre-processing steps.

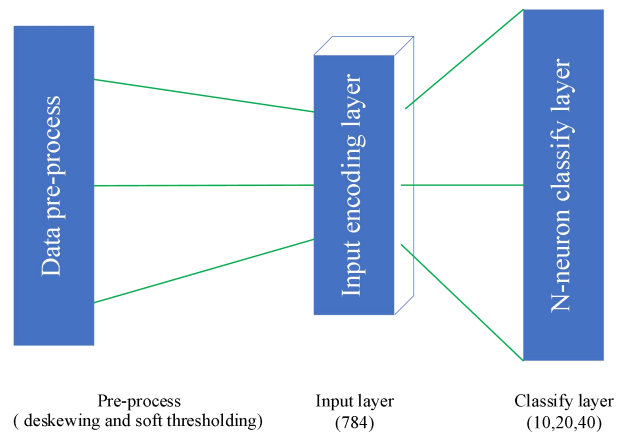


Figure 3: Network Structure Applied to This Work.

We set the number of synapses per neuron to be 28×28 to match the image format. The pre-processing steps applied to the MNIST data set are deskewing and soft thresholding, which are common practices for small networks to have

better performance. To provide these samples to an SNN in Wenquxing 22A, a Poisson encoder is used to generate rate-

Table 1. MNIST Recognition Comparison Between Wenquxing 22A (this work) and Other SNN Systems Using STDP.

Name	Structure	Learning Rule	Resolution	Classification Accuracy	Encoding	Power Consumption	Hardware Utilization
Neftci 2014[12]	784-500-40	STDP + SNN-CD	8-bit	91.60%	Rate Poisson	N/A	N/A
			5-bit	89.40%			
ODIN [14][14]	784-10	SDSP	3-bit	85.00%	Rate Poisson	25.949 W	63,411 LUT
Yousefzadeh 2018 [13]	784-6400-10	STDP	1-bit(64-bit classifier)	95.70%	Rate Poisson	N/A	N/A
This work	784-40	STDP	1-bit	91.91%	Rate Poisson	5.055 W	56,487 LUT

based Poisson-distributed spikes to stimulate the input layer. this encoder converts the input data into a spike with the same shape. To generate the spike, we set a firing probability of a time cycle: $P = x$, where x needs to be normalized to [0,1]. All these pre-processing steps are executed in Wenquxing 22A.

For the output layer shown in Figure 3, we choose single-layer fully connected networks of {10, 20, 40} LIF neurons. We set the on-chip training with an embedded binary stochastic STDP rule.

In the 10-neuron network, a teacher signal for supervised learning is used to correspond to the class of currently applied digit while other neurons are driven to a low firing activity. As for the networks consisting of more than 10 neurons, we applied the “Active learning” method. First, training images will be presented to 10 trained neurons as test samples. Therefore, we can get the error cases. Then those error samples will be presented as the training digits to new neurons supervised by the label of these images. Each neuron corresponds to a class of digits. Every training step will realize both test and training. Thus, based on test results of precious 10-neuron SNN, the rest extra neurons are trained with those digits that are not recognized successfully.

3.2 Comparison Results

According to recent works, we collect significant data of MNIST recognition from different spiking computing systems. Table 1 shows the comparison of reported results on spiking versions of the static MNIST dataset [12][13][14]. “Structure” indicates the network structure. For instance, “784-10” means that the network has 2 layers and the number of neurons per layer is 784 and 10. “Learning Rule” is the training method for each work. “Resolution” is the precision of synaptic weights in each spiking system. “Classify Accuracy (CA)” indicates the test results of each work. We can see that in all systems utilizing lower than 8-bit STDP, Wenquxing 22A in this paper (represented by “this work”, Bold in Table 1) does not differ much from their classification accuracy, or even better. To compare the power expenses, we realize our design and

ODIN processor [14] (Bold in Table 1). We synthesize both Wenquxing 22A and ODIN to the same FPGA platform to make a comparison of power consumption between these two chips. The result is indicated in Figure 4.

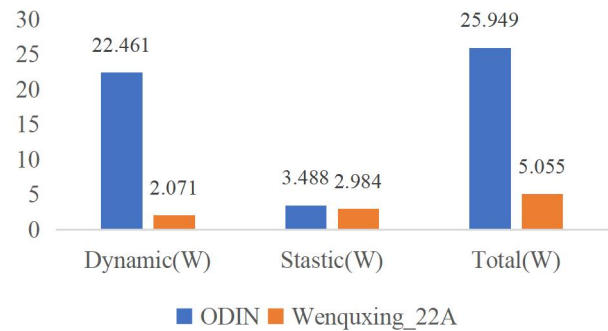


Figure 4: Comparison of Power Consumption Between Wenquxing 22A and ODIN.

We apply the same network architecture based on the recognition of the MNIST in [14], in which the images are compressed from 28×28 pixels to 16×16 pixels to fit the structure of synaptic weights from ODIN. From Figure 4, we can see the total power consumption is reduced from 25.949 W (ODIN) to 5.055 W (Wenquxing 22A), which is detailed utilization of hardware resources illustrated in Table 3 approximately 5 times less than the ODIN processor.

Processor	Structure	LUT	FF	BRAM
ODIN	Nutshell + ODIN	63411 (3.67%)	75362 (2.18%)	82.5 (3.07%)
This work	Wenquxing 22A	56487 (3.27%)	69702 (2.02%)	73 (2.72%)

Table 2. Hardware Utilization of Wenquxing 22A and ODIN.

According to [19], the ODIN processor is generated inside the Rocket Chip generated from Chipyard Repository [18], which is a control core for the ODIN processor. Since the Nutshell processor is the baseline of our design, we choose the Nutshell processor used as the control core for ODIN instead of the Rocket Chip in this comparison to make sure the difference between Wenquxing 22A and ODIN is only relevant to SNN computing. In this case, the hardware utilization report in **Table 2** indicates that Wenquxing consumes fewer hardware resources.

3.3 Wenquxing 22A Performance

We trained SNNs with varying numbers of neurons that are (10, 20, 40) neurons in binary stochastic STDP. The results of these networks were compared. **Figure 5** illustrated the Classification Accuracy (CA) of 10,000 MNIST test samples, which shows the maximum accuracy of binary weight SNNs ranging from 10, 20, and 40 neurons on Wenquxing 22A is 80.94%, 86.91%, and 91.91%. The increasing CA indicates that it is difficult to classify some digits with high similarity with small number of neurons. While the number of neurons in the output layer increases with the same w_{exp} , configurations more neurons can yield higher recognition accuracy.

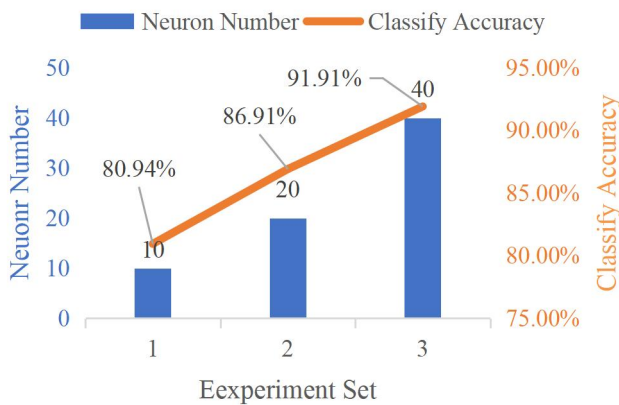


Figure 5: Classification Accuracy of 3 Different Experiment Set (maximum CA 91.91%).

However, we notice that as the number of neurons increases, there are chances that some neurons may turn to “death” (in 40-neuron SNN). Like the Dead ReLU Problem in ANN [11] we make a hypothesis that the appearance of this phenomenon may be caused due to the high learning rate. In this case, we later implemented the SNN with the same number of neurons but varying w_{exp} parameters (128, 256, 512). This meta parameter can affect the number of effective synapses that ultimately remain by changing the “LTD probability”. Since the learning rate in our network is

controlled by LTD probability, adjusting of w_{exp} parameter changes LTD probability and improves the situation of the “dead” neurons’ appearance with higher CA in MNIST data set recognition.

ACKNOWLEDGMENT

This work is supported by the Strategic Priority Research Program (Class A) of the Chinese Academy of Sciences titled *Fundamental Software Ecosystem of RISC-V*, by the Virtual Teaching and Research Section of the Ministry of Education of P.R. China for the Computer System and Processor Courses. We appreciate the support and discussion from Dr. Yungang Bao and Mr. Huaqiang Wang. We also thank Mr. Yang Liu, the senior engineer of Xilinx, for the support of the FPGA platform.

REFERENCES

- [1] Wolfgang Maass. Networks of spiking neurons: the third generation of neural network models. *Neural networks*, 10(9):1659–1671, 1997.
- [2] Samanwoy Ghosh-Dastidar and Hojjat Adeli. Spiking neural networks. *International journal of neural systems*, 19(04):295–308, 2009.
- [3] Huaqiang Wang, Nutshell: A Linux-Compatible RISC-V Processor Designed by Undergraduates, RISC-V Global Forum 2020, 2020.
- [4] Yann LeCun, Léon Bottou, Yoshua Bengio, and Patrick Haffner. Gradient-based learning applied to document recognition. *Proceedings of the IEEE*, 86(11):2278–2324, 1998.
- [5] Yann LeCun, Corinna Cortes, and Christopher J.C. Burges. The mnist database of handwritten digits, 1998. <http://yann.lecun.com/exdb/mnist/>.
- [6] Bruno U Pedroni, Sadique Sheik, Siddharth Joshi, Georgios Detorakis, Somnath Paul, Charles Augustine, Emre Neftci, and Gert Cauwenberghs. Forward table-based presynaptic event-triggered spike-timing-dependent plasticity. In *2016 IEEE Biomedical Circuits and Systems Conference (BioCAS)*, pages 580–583. IEEE, 2016..
- [7] Ehsan Jokar and Hamid Soleimani. Digital multiplierless realization of a calcium-based plasticity model. *IEEE Transactions on Circuits and Systems II: Express Briefs*, 64(7):832–836, 2016.
- [8] Moslem Nouri, Maisam Jalilian, Mohsen Hayati, and Derek Abbott. A digital neuromorphic realization of pair-based and triplet-based spike-timing-dependent synaptic plasticity. *IEEE Transactions on Circuits and Systems II: Express Briefs*, 65(6):804–808, 2017.
- [9] Corey Lammie, Tara Hamilton, and Mostafa Rahimi Azghadi. Unsupervised character recognition with a simplified fpga neuromorphic system. In *2018 IEEE International Symposium on Circuits and Systems (ISCAS)*, pages 1–5. IEEE, 2018.
- [10] Manan Suri, Damien Querlioz, Olivier Bichler, Giorgio Palma, Elisa Vianello, Dominique Vuillaume, Christian Gamrat, and Barbara De-Salvo. Bio-inspired stochastic computing using binary cbram synapses. *IEEE Transactions on Electron Devices*, 60(7):2402–2409, 2013.
- [11] Xavier Glorot and Yoshua Bengio. Understanding the difficulty of training deep feedforward neural networks. In *Proceedings of the thirteenth international conference on artificial intelligence and statistics*, pages 249–256. JMLR Workshop and Conference Proceedings, 2010.
- [12] Emre Neftci, Srinjoy Das, Bruno Pedroni, Kenneth Kreutz-Delgado, and Gert Cauwenberghs. Event-driven contrastive divergence for spiking neuromorphic systems. *Frontiers in neuroscience*, 7:272, 2014.
- [13] Amirreza Yousefzadeh, Evangelos Strotmatias, Miguel Soto, Teresa Serrano-Gotarredona, and Bernabé Linares-Barranco. On practical issues for stochastic stdp hardware with 1-bit synaptic weights. *Frontiers in neuroscience*, 12:665, 2018.
- [14] Charlotte Frenkel, Martin Lefebvre, Jean-Didier Legat, and David Bol. A 0.086-mm² 12.7-pj/sop 64k-synapse 256-neuron online-learning digital spiking neuromorphic processor in 28-nm cmos. *IEEE transactions on biomedical circuits and systems*, 13(1):145–158, 2018.

- [15] Ahmed K Jameil and Hamed Al-Rawashidy. Efficient cnn architecture on fpga using high level module for healthcare devices. *IEEE Access*, 2022.
- [16] Mike Davies, Narayan Srinivasa, Tsung-Han Lin, Gautham China, Yongqiang Cao, Sri Harsha Choday, Georgios Dimou, Prasad Joshi, Nabil Imam, Shweta Jain, et al. Loihi: A neuromorphic manycore processor with on-chip learning. *IEEE Micro*, 38(1):82–99, 2018.
- [17] Jing Pei, Lei Deng, Sen Song, Mingguo Zhao, Youhui Zhang, Shuang Wu, Guanrui Wang, Zhe Zou, Zhenzhi Wu, Wei He, Feng Chen, Ning Deng, Si Wu, Yu Wang, Yujie Wu, Zheyu Yang, Cheng Ma, Guoqi Li, Wentao Han, Huanglong Li, Huaqiang Wu, Rong Zhao, Yuan Xie, and Luping Shi. Towards artificial general intelligence with hybrid Tianjic chip architecture. *Nature*, 572(7767):106–111, 2019.
- [18] Alon Amid, David Biancolin, Abraham Gonzalez, Daniel Grubb, Sagar Karandikar, Harrison Liew, Albert Magyar, Howard Mao, Albert Ou, Nathan Pemberton, et al. Chipyard: Integrated design, simulation, and implementation framework for custom socs. *IEEE Micro*, 40(4):10–21, 2020.
- [19] PhD Gianvito Urgese, Evelina Forno, and Andrea Spitale. Interfacing a neuromorphic coprocessor with a risc-v architecture.
- [20] Hunjun Lee, Chanmyeong Kim, Yujin Chung, and Jangwoo Kim. Neuroengine: a hardware-based event-driven simulation system for advanced brain-inspired computing. In *Proceedings of the 26th ACM International Conference on Architectural Support for Programming Languages and Operating Systems*, pages 975–989, 2021.
- [21] Yinan Xu, Zihao Yu, Dan Tang, Guokai Chen, Lu Chen, Lingrui Gou, Yue Jin, Qianruo Li, Xin Li, Zuojun Li, Jiawei Lin, Tong Liu, Zhigang Liu, Jiazhan Tan, Huaqiang Wang, Huizhe Wang, Kaifan Wang, Chuanqi Zhang, Fawang Zhang, Linjuan Zhang, Zifei Zhang, Yangyang Zhao, Yaoyang Zhou, Yike Zhou, Jiangrui Zou, Ye Cai, Dandan Huan, Zusong Li, Jiye Zhao, Zihao Chen, Wei He, Qiyuan Quan, Xingwu Liu, Sa Wangand Kan Shianand Ninghui Sun, and Yungang Bao. Towards developing high performance risc-v processors using agile methodology. *IEEE Micro*, 2022.
- [22] Surya Narayanan, Karl Taht, Rajeev Balasubramonian, Edouard Giacomini, and Pierre-Emmanuel Gaillardon. Spinalflow: An architecture and dataflow tailored for spiking neural networks. In *2020 ACM/IEEE 47th Annual International Symposium on Computer Architecture (ISCA)*, pages 349–362. IEEE, 2020.
- [23] Yi Zhong, Xiaoxin Cui, Yisong Kuang, Kefei Liu, Yuan Wang, and Ru Huang. A spike-event-based neuromorphic processor with enhanced on-chip stdp learning in 28nm cmos. In *2021 IEEE International Symposium on Circuits and Systems (ISCAS)*, pages 1–5, 2021.