

Order-optimal Joint Transmission and Identification in Massive Multi-User MIMO via Group Testing

George Vershinin, Asaf Cohen, Omer Gurewitz

The School of Electrical and Computer Engineering
Ben-Gurion University of the Negev

Abstract—The number of wireless devices which are connected to a single Wireless Local Area Network continues to grow each year. As a result, the orchestration of so many devices becomes a daunting, resource-consuming task, especially when the resources available at the single access point are limited, and it is hard to anticipate which devices will request access at any given time. On the other hand, the number of antennas on both the devices and the access point grows as well, facilitating advanced joint scheduling and coding techniques.

In this paper, we leverage the large number of antennas and suggest a massive multiple-user multiple-input-multiple-output (MU-MIMO) scheme using sparse coding based on Group Testing (GT) principles. The scheme allows for a small subset of devices to transmit simultaneously, without a preceding scheduling phase or coordination, thus reducing overhead and complexity. Specifically, we show that out of a population of N devices, it is possible to jointly identify and decode K devices, unknown in advance, simultaneously and without any scheduling. The scheme utilizes minimal knowledge of channel state, uses an efficient (in both run-time and space) decoding algorithm, and requires $O(K \log NC)$ antennas, where C is the number of messages per device. In fact, we prove that this scheme is order-optimal in the number of users and messages. This is done by deriving sufficient conditions for a vanishing error probability (a direct result), bounding the minimal number of antennas necessary for any such scheme (a converse result), and showing that these results are asymptotically tight.

I. INTRODUCTION

MIMO systems have become ubiquitous for their increased reception and transmission quality without increasing other system resources (such as power or bandwidth). They are integrated into Cellular phones, Cellular Base Stations, IoT devices, WiFi, and many more. Recent years re-introduced the antennas' role in MIMO systems; they can be used as an additional source of information in addition to transmitting signals into the air (a technique dubbed "Index Modulation," [1, Chapter 1.2]). I.e., end-points can utilize several techniques to selectively activate some antennae at the receiver. The selected antenna's index is a piece of additional information (to the sent signal) sent by the terminal. This idea may allow multiple users to transmit simultaneously. Still, there is a limit to the number of users that can transmit simultaneously (due to large decoding times), and a resource-sharing mechanism that distributes resources, such as time, frequency bands, and code, between the users is essential.

In large wireless networks, each end-point may interfere with the transmission of the other users via collisions. Com-

mon approaches to the problem include medium access protocols (e.g., CSMA) or clever collision resolution algorithms (like in [2, Chapter 4.2]). When dealing with MIMO systems, we add more degrees of freedom but with increased complexity. If the system is not well-designed (in terms of separable transmissions), each user equipped with multiple antennas may interfere with its transmissions. I.e., each user is exposed to self-interference, which can be avoided by correlating the transmitted signals (beamforming). A common approach to solve the interferences and collisions problem, better known as the Multiple Access Channel (MAC) problem, is scheduling, where all users agree that a relatively low number of users transmit simultaneously. Medium access protocols or collision resolution algorithms may become obsolete when introducing user scheduling to the system, but optimal user scheduling might be infeasible.

Recent works suggest codes and algorithms originated in GT to allow the joint decoding of many messages using a simple and local decoding algorithm. The GT-based solutions (like [3], [4]) combine mini-timeslots as bit times (or different frequency bands) and energy detection. This approach is extraordinarily more efficient in local resources at the receiver - it requires only the knowledge of the codebook and a simple threshold-based energy detection scheme like in [5], [6].

In our scheme, each user has their unique codebook generated using methods from GT. The users leverage their massive number of antennas to null their transmitted signals' energy in the antennas corresponding to zeros in their transmitted codeword. Any other antenna may read some energy. The receiver uses energy detection to estimate which antenna is not targeted by any user or targeted by at least one. The energy detection returns a binary vector treated as the Result Vector of GT. The receiver uses Noisy CoMa to obtain the sent messages and, consequently, the identities of the transmitting users. Our solution needs no scheduling overhead (as users are identified without a header) and has very low complexity - the receiver only requires knowledge of the codebook, and the decoding algorithm is efficient in both run-time and space. We analyze the error probability of our scheme, find a lower bound and scaling laws of the number of antennas, and show it is order-optimal in codebook size (either in the number of users or the number of messages per user).

The rest of the paper is organized as follows: We introduce our notations and model in Section II. Section III describes

our scheme GT-based scheme and discusses our results. We thoroughly analyze our system in Section IV. In Section V, we formulate a necessary lower bound (converse) on the number of antennas for vanishing error probability. In Section VI, we show numerical evaluations of our results, also comparing our scheme with existing technologies. In Section VII, we conclude our work.

II. SYSTEM MODEL

A. Notation

Matrices will appear in bold (e.g., \mathbf{H}) and vectors are underlined (e.g., \underline{x}). We shall use subscript for user indices (e.g., \mathbf{H}_i), components of a vector or matrix are specified as a subscript after squared parentheses (e.g., $[\underline{y}]_m$ is \underline{y} 's m^{th} component, $[\mathbf{H}_k]_{i,j}$ is \mathbf{H}_k 's component in the i^{th} row and j^{th} column). All logarithms in this article are in base two. When they aren't, we will specify the log base explicitly or write $\ln(\cdot)$ in the case of the natural logarithm. We write $[n]$ as a shorthand notation for the set $\{1, 2, \dots, n\}$. We write $2^{\mathcal{S}}$ as the power set of a set \mathcal{S} (e.g., $2^{[n]}$). We use a single subscript after squared parentheses of a matrix to specify a column of a matrix. E.g., $[\mathbf{H}_k]_j$ is \mathbf{H}_k 's j^{th} column. We use $(\cdot)^T$ for the transpose operation and $(\cdot)^*$ for the Conjugate Transpose.

B. Model

We assume a time-slotted network of N users where $K \ll N$ of them simultaneously transmit to a single receiver. In each time slot, a different set of K users may transmit, and their identity is unknown a-priori. Every user wishes to send one out of C possible messages using a *single* time slot, and there is no a-priori knowledge about the distribution of which a message is sent. The k^{th} user's messages are $\mathcal{W}_k = \{w_{k,1}, w_{k,2}, \dots, w_{k,C}\}$. WLOG, the transmitting users are $[K]$, and each user wishes to transmit its first message, $w_{k,1}$.

Each transmitter has M_t antennas, whereas the receiver has M_r antennas. Each transmitter has complete knowledge of its channel state at any given time but has no channel state of other transmitters (CSIT model, as named in [7, Chapter 10]). The receiver, on the other hand, has no CSI. The channel matrix of the k^{th} user is $\mathbf{H}_k \in \mathbb{C}^{M_r \times M_t}$. Each entry in \mathbf{H}_k is a zero-mean Complex Gaussian Random Variable (CGRV). We also assume a zero-mean White Complex Gaussian Additive Noise, $\underline{n} \in \mathbb{C}^{M_r \times 1}$, where $[\underline{n}]_i \sim \mathcal{CN}(0, N_0)$ for all i .

Since \mathbf{H}_k is known to the k^{th} transmitter, its encoder is a function that maps some $w_k \in \mathcal{W}_k$ to a complex vector $\underline{x}_k \in \mathbb{C}^{M_t \times 1}$. The choice of \underline{x}_k also depends on the side information, for example, by beamforming. Mathematically:

$$\mathcal{E}_k : \mathcal{W}_k \times \mathbb{C}^{M_r \times M_t} \rightarrow \mathbb{C}^{M_t \times 1} \quad (1)$$

The transmission cannot exceed some power level, P . I.e., $\|\underline{x}_k\|^2 \leq P$. For convenience, we shall assume each compo-

nent of \mathbf{H}_k has a unit variance¹, that is, $[\mathbf{H}_k]_{i,j} \sim \mathcal{CN}(0, 1)$ for all i, j, k . Finally, the receiver obtains:

$$\underline{y} = \sum_{k=1}^K \mathbf{H}_k \underline{x}_k + \underline{n} \quad (2)$$

The decoder uses \underline{y} to obtain the messages sent and infer the identity of the K users. Hence, the decoder is a function:

$$\mathcal{D} : \mathbb{C}^{M_r \times 1} \rightarrow \prod_{k=1}^N \mathcal{W}_k \times [N]^N \quad (3)$$

The product taken in this case is the Cartesian Product. Messages and identities of silent users are defined as \emptyset and are omitted from the function output².

For simplicity, $M_r = M_t$. We assume Massive MIMO settings, so $1 \ll M_t, M_r$. When a system has a minuscule number of antennas, one can use additional time slots/frequency bands to compensate for the difference. E.g., if our solution requires $L = l \cdot M_r$ antennas, use l time slots. In each time slot save the channel output to obtain $\{\underline{y}_i\}_{i=1}^l$. Finally, \underline{y} can be obtained by concatenation: $\underline{y} = (\underline{y}_1^T, \underline{y}_2^T, \dots, \underline{y}_l^T)^T$.

We are interested in the finite-block length regime and asymptotic behavior when either $N \rightarrow \infty$ or $C \rightarrow \infty$ for any K . K is allowed to scale with N (increasing the number of simultaneously transmitting users) or C (allowing each user to send many messages in parallel). We say that the system is *message-user reliable* if:

$$\mathbb{P}(\mathcal{D}(\underline{y}) \neq \underbrace{(w_{1,1}, w_{2,1}, \dots, w_{K,1})}_{\text{The sent messages}}, \underbrace{[K]}_{\text{Identities}}) \xrightarrow[N, C \rightarrow \infty]{} 0 \quad (4)$$

That is, the decoder obtains *exactly* K messages and the correct ones. Additionally, it must correctly identify the corresponding users.

C. Rates

Each user has C codewords, meaning each user sends $\log C$ bits per transmission. To identify the K users, the receiver needs additional $\log \binom{N}{K}$ bits. Replacing $\log \binom{N}{K}$ with its asymptotic value $K \log N$, we obtain the sum-rate of $K \log C + K \log N = K \log NC$ bits per channel use.

We are interested to compare our rate with Ergodic sum-rates. The capacity is achieved using codes in increasing block length (e.g., more time slots), whereas we use only a single time slot and a finite number of antennas. It is, however, convenient to compare the rate with famous quantities - especially when their approximations are functions of M_r . The Ergodic sum-rate has been established in [8] (albeit for models with CSI in the receiver). Adapting their result to our

¹The assumption of unit variance at the channel matrix can be interpreted as the normalization of the power constraint with the fading power. I.e., P is not the transmitted power per se, but the average SNR per antenna.

²This definition allows decoders to output *any* number of messages up to N , assuming each user sends up to one message per time slot.

system model yields that the Ergodic sum-rate with CSIT is [8, Equation (40)]:

$$\begin{aligned} C_{Full\ CSI} &\approx M_r \cdot \mathbb{E}[\log(1 + \rho \cdot |[\mathbf{H}_1]_{1,1}|^2)] \\ &\quad + O(\log(1 + K \cdot M_t - M_r)) \\ &\leq M_r \cdot \log(1 + \rho) + O(\log(K \cdot M_r)) \end{aligned} \quad (5)$$

Where $\rho \triangleq \frac{P}{N_0}$. The last transition follows Jensen's Inequality and the fact that $|[\mathbf{H}_k]_{i,j}|^2 \sim \text{Exp}(1)$. We justify this claim with Lemma IV.1.

For comparison, we are also interested in the settings where all users are already scheduled. Namely, users are scheduled using Round Robin (RR). In RR, in each time slot, *exactly one* user (whose identity is well-known) transmits but may transmit at the highest rate possible. Hence, the average Ergodic Rate approximation is $\frac{K}{N}$ times the approximation for a single user given in [8, Equation (37)]:

$$C_{RR} \approx \frac{K}{N} \cdot M_r \cdot \log(1 + \rho) \quad (6)$$

III. A MIMO-GT-BASED TRANSMISSION SCHEME

In this section, we describe in depth our suggested scheme. The scheme is comprised of three parts; codebook generation, transmission scheme, and the receiver algorithm. First, we generate NC binary codewords and distribute C codewords to each user. Each codeword is of length $\beta K \log NC$, where $\beta \geq 1$ is a constant to be determined later. Each bit in these codewords is generated using i.i.d. Bernoulli distribution with parameter $p = \frac{\alpha}{K}$. α is a constant to be defined later.

To transmit the j^{th} codeword, \underline{c}_j , the i^{th} user takes the following procedure: Let $\mathcal{Z}_j \triangleq \{l : [\underline{c}_j]_l = 0\}$. Construct $\mathbf{H}_{\mathcal{Z}_j} \triangleq \{[\mathbf{H}_i^T]_l^T\}_{l \in \mathcal{Z}_j} \in \mathbb{C}^{|\mathcal{Z}_j| \times M_t}$. That is, collect all rows of \mathbf{H}_i whose index corresponds to a zero in \underline{c}_j . Now, calculate the orthonormal basis of $\mathbf{H}_{\mathcal{Z}_j}$'s nullspace, and take an arbitrary linear combination of them as a weight vector and normalize them to obtain \underline{w}_i . We dub this technique as Zero-Forcing Beamforming (ZFBF). Finally, amplify \underline{w}_i to hold the power constraint and obtain \underline{x}_i .

In other words, each user beamforms their signals such that the receiver, in the absence of the additive noise, will read no energy in antennas corresponding to zeros in their respective codewords but may read some energy in antennas corresponding to ones. Hence, the sum-rate of our scheme is:

$$R \approx K \cdot \log(N \cdot C) = M_r \cdot \frac{1}{\beta} \quad (7)$$

Similarly, the Spectral Efficiency of our scheme is:

$$\eta = \frac{K \log NC}{\beta K \log NC} = \beta^{-1} \quad (8)$$

The receiver obtains \underline{y} according to (2), and compares $|[y]_i|^2$ to an energy threshold $N_0\gamma$ for all i . γ will be selected later. The result of the comparison, \underline{Y} , is the Result Vector in the GT context. Clearly, a hard decision using energy detection may introduce erroneous bits in \underline{Y} . The errors are characterized by

crossover probabilities from '1' to '0' and vice-versa, denoted by q_{10} and q_{01} , respectively. We will calculate them later.

We then use \underline{Y} as an input to the Noisy CoMa algorithm to obtain the messages. Noisy CoMa outputs *all* codewords with at least $1 - q_{10}(\Delta + 1)$ common '1's with \underline{Y} . Since it has the complete codebook, the decoder also infers the users' identities *without a dedicated header*.

Noisy CoMa may output any number of codewords between 0 and NC (consequently, any users ranging from 0 to N). Hence, we have to consider two types of errors; the first is miss-detection, where Noisy CoMa fails to find at least one transmitted codeword. The other error is a false alarm where Noisy CoMa declares at least one excess codeword (that was not transmitted). The probabilities of these events are denoted by p_{MD} and p_{FA} , respectively. p_{FA} also covers the event of identical codewords by its definition. If p_e is the error probability of our scheme, then $p_e \leq p_{MD} + p_{FA}$. Our main result is:

Theorem III.1. Fix N, K, C . Let $\delta > 0$. Set $\Delta = \frac{1}{2}(1-p)^K \cdot \frac{1-q_{01}-q_{10}}{q_{10}}$ and $M_r = \beta^* \cdot K \log NC$, where β^* is the solution to the following optimization problem:

$$\begin{aligned} &\min_{p, \gamma \in \mathbb{R}} \frac{(1 + \delta) \ln 2}{K \cdot p \cdot (1 - \exp\{-\frac{1}{2}(1-p)^{2K}(1-q_{10}-q_{01})^2\})} \\ &s.t. \quad \begin{cases} 0 \leq p \leq \frac{1}{2} \\ 0 \leq \gamma \end{cases} \end{aligned}$$

Then, MIMO-GT achieves $\max\{p_{FA}, p_{MD}\} \leq (NC)^{-\delta}$. Consequently, MIMO-GT is message-user reliable.

We compare our system rate in (7) with (5) and (6) by dividing them. The ratios are:

$$\frac{C_{Full\ CSI}}{R} \lesssim \beta \cdot \log(1 + \rho) + O\left(\frac{\log(K^2 \log NC)}{K \log NC}\right) \quad (9)$$

$$\frac{C_{RR}}{R} \approx \frac{K}{N} \cdot \beta \cdot \log(1 + \rho) \quad (10)$$

We observe two kinds of losses; The first is SNR loss, where we analyze how the rate ratios scale with ρ . The other loss is the User-Codebook Loss, where we observe how the rate ratios scale with N, C , and $K \leq N \cdot C$.

When $\rho \rightarrow 0$, all ratios tend to infinity by corollary IV.11 below - a direct result of Shannon's Power Efficiency Limit (SPEL); it is a lower bound on the energy per bit, equivalently on ρ , from which onward a communication system can achieve vanishing error rates. In the Full CSI settings, users cooperate to create dedicated virtual channels resulting in non-zero sum-rates. Cooperation is not possible in our scheme due to the lack of irrelevant CSI. Additionally, SPEL restricts the performance of energy detection in low SNRs. When $\rho \rightarrow \infty$, the SNR loss scales like $O(\log \rho)$.

The User-Codebook Loss, however, scales differently. In (9), the loss *tends to zero*, so our scheme is order-optimal when either the number of users or the number of messages grow. The User-Codebook Loss in (10) vanish when $N \rightarrow \infty$ and $K = o(N)$. I.e., if K is small enough, scheduling is ineffective as it forces all users but one to idle.

IV. ANALYSIS - DIRECT RESULT

This section analyzes our scheme's error probability and scaling laws. In Subsection IV-A we calculate q_{10} and q_{01} . We elaborate on Noisy CoMa's performance analysis in Subsection IV-B. We study β 's scaling laws in Subsection IV-C. In Section V, we give a matching converse result and discuss its tightness.

A. Calculating the Crossover Probabilities

Our solution scheme uses energy detectors to implement hard decisions at each antenna. If no additive noise exists, the Result Vector, \underline{Y} , is a Boolean Sum of the K transmitted messages. When the additive noise is present, we have to use some mechanism to differentiate between the noise and send signals. Since we are sampling \underline{y} once, we use an energy threshold to convert $|\underline{y}|^2$ to \underline{Y} . Therefore, we are interested in the following random variable:

$$[\underline{Y}]_i = \begin{cases} 1 & |\underline{y}]_i|^2 > N_0 \cdot \gamma \\ 0 & |\underline{y}]_i|^2 \leq N_0 \cdot \gamma \end{cases} \quad (11)$$

$[\underline{Y}]_i$ estimates whether *at least one* user targets the i^{th} antenna or not. $[\underline{Y}]_i$ are i.i.d. due to symmetry. Naturally, the estimation may err - either due to weak transmissions (caused by either deep fade or strong noise), denoted by q_{10} , or the additive noise overcomes the threshold when no user targets the antenna (denoted by q_{01}). Calculating these probabilities is similar to the derivation of a non-coherent detector for i.i.d. Rayleigh fading channels in [9, Chapter 3.1.1], albeit adjusted for energy detection in an MU-MIMO environment. Our detection differs from [5] because our receiver has no CSI.

To calculate q_{01} and q_{10} by their definition, we have to calculate the distribution of $|\underline{y}]_i|^2$ conditioned on the number of users targeting the i^{th} antenna. The distribution is given in the following lemma:

Lemma IV.1. *Assume each transmitter uses ZFBF with no optimizations to the power allocation. Let J_i be the number of users targeting the i^{th} antenna. Then:*

$$|\underline{y}]_i|^2 | J_i \sim \text{Exp}\left(\frac{1}{J_i \cdot P + N_0}\right)$$

Proof. Each transmitter uses ZFBF by taking an arbitrary normalized vector from the nullspace of their channel matrix, corresponding to the zeros in their codeword. Afterward, the vector is amplified by \sqrt{P} . Hence, from the rotational invariance of the CGRVs, each user contributes a zero-mean P -variance CGRV. Since all users are independent and J_i users target the i^{th} antenna, these RVs are i.i.d. and summed with the additive noise. As a result, $[\underline{y}]_i$ is a CGRV as a linear combination of CGRVs. I.e., $[\underline{y}]_i \sim \mathcal{CN}(0, J_i \cdot P + N_0)$. By the Random Variable Transformation Theorem, we obtain the desired result. \square

When each transmitter has a random codebook generated by i.i.d. coin tosses with probability p for '1', $J_i \sim \text{Bin}(K, p)$.

With this knowledge, we can straightforwardly calculate the probabilities:

$$q_{01} = \mathbb{P}(|[\underline{y}]_i|^2 \geq N_0 \cdot \gamma \mid J_i = 0) \quad (12)$$

$$q_{10} = \mathbb{P}(|[\underline{y}]_i|^2 \leq N_0 \cdot \gamma \mid J_i \geq 1) \quad (13)$$

Theorem IV.2. *For any γ , the crossover probability from '0' to '1' is:*

$$q_{01} = e^{-\gamma}$$

Theorem IV.3. *For any γ , the crossover probability from '1' to '0' is:*

$$q_{10} = \sum_{j=1}^K \binom{K}{j} \frac{p^j (1-p)^{K-j}}{1 - (1-p)^K} \left(1 - \exp\left\{-\frac{\gamma}{j \cdot \rho + 1}\right\}\right)$$

Proof of Theorems IV.2 and IV.3.

$$q_{01} \stackrel{(a)}{=} \mathbb{P}(|[\underline{y}]_i|^2 \geq N_0 \cdot \gamma \mid J_i = 0) \quad (14)$$

$$\stackrel{(b)}{=} \int_{N_0 \cdot \gamma}^{\infty} \frac{1}{N_0} e^{-\frac{t}{N_0}} dt \quad (15)$$

$$= e^{-\gamma} \quad (16)$$

Transition (a) used (12), whereas (b) used lemma IV.1. Calculating q_{10} :

$$q_{10} \stackrel{(a)}{=} \mathbb{P}(|[\underline{y}]_i|^2 \leq N_0 \cdot \gamma \mid J_i \geq 1) \quad (17)$$

$$\stackrel{(b)}{=} \mathbb{E}_{J_i \geq 1} [\mathbb{P}(|[\underline{y}]_i|^2 \leq N_0 \cdot \gamma \mid J_i) \mid J_i] \quad (18)$$

$$\stackrel{(c)}{=} \sum_{j=1}^K \binom{K}{j} \frac{p^j (1-p)^{K-j}}{1 - (1-p)^K} \cdot \mathbb{P}(|y_i|^2 \leq N_0 \cdot \gamma \mid J_i = j) \quad (19)$$

$$\stackrel{(d)}{=} \sum_{j=1}^K \binom{K}{j} \frac{p^j (1-p)^{K-j}}{1 - (1-p)^K} \left(1 - \exp\left\{-\frac{N_0 \cdot \gamma}{j \cdot P + N_0}\right\}\right) \quad (20)$$

$$= \sum_{j=1}^K \binom{K}{j} \frac{p^j (1-p)^{K-j}}{1 - (1-p)^K} \left(1 - \exp\left\{-\frac{\gamma}{j \cdot \rho + 1}\right\}\right) \quad (21)$$

In (a), we used (13), and in (b), we used the Smoothing Theorem. In (c), we write the conditional expectation explicitly. Note that the term $\frac{1}{1 - (1-p)^K}$ is used to convert the event $J_i \geq 1$ into a proper probability measure. Step (d) used lemma IV.1. The last step normalized the term inside the exponent by N_0 defining $\rho \triangleq \frac{P}{N_0}$. \square

B. Decoding Error Probability

We shall follow the footsteps of [10, Section V.B], which analyzes the Noisy CoMa algorithm for a Binary Symmetric Channel with parameter q . The steps are very similar, except for the different discrete channels in which a test tube ($[\underline{Y}]_i$ in our case) is corrupt. Our relaxation criterion will be the same as in [11, Chapter IV].

First, we consider the probability that some antenna reads '1', p_1 . This probability is equivalent to some component of

the transmitted codeword being "hidden" by other codewords or noise. We can calculate this probability by calculating its complement, $p_0 \triangleq \mathbb{P}(\underline{Y}_i = 0) = (1 - (1 - p)^K)q_{10} + (1 - p)^K(1 - q_{01})$.

Theorem IV.4. Set $M_r = \beta_1 \cdot K \log NC$. If β_1 satisfies:

$$\beta_1 \geq \frac{(1 + \delta) \ln 2}{\alpha(1 - \exp\{-2(q_{10}\Delta)^2\})}$$

then $p_{MD} \leq (NC)^{-\delta}$ for any $\delta \geq 0$ we like.

Likewise, we have a sufficient condition on p_{FA} :

Theorem IV.5. Set $M_r = \beta_2 \cdot K \log NC$ and $\Delta < \frac{p_0}{q_{10}} - 1$. If β_2 satisfies:

$$\beta_2 \geq \frac{(1 + \delta) \ln 2}{\alpha(1 - \exp\{-2(p_0 - q_{10}(\Delta + 1))^2\})}$$

then $p_{FA} \leq (NC)^{-\delta}$ for any desired $\delta \geq 0$.

Proof Sketch: We bound p_{MD} (p_{FA}) three times (union and Hoeffding bounds followed by Taylor approximation). Afterward, we substitute β_1 (β_2) with their respective values from the above theorems.

Proof. We define how Noisy CoMa obtains messages from \underline{Y} :

Definition 1 (Noisy CoMa Decision Criterion). Fix $\Delta > 0$. Denote $\text{supp}(\underline{x})$ as the set of indices where \underline{x} has non-zero components. Let $\mathcal{T}_j \triangleq |\text{supp}(\underline{c}_j)|$ and $\mathcal{S}_j \triangleq |\text{supp}(\underline{c}_j) \cap \text{supp}(\underline{Y})|$. Noisy CoMa's declares that \underline{c}_j has been transmitted is if and only if $\mathcal{S}_j \geq \mathcal{T}_j(1 - q_{10}(\Delta + 1))$.

For simplicity, we shall use N for the total number of codewords rather than the number of users. I.e., $N = N' \cdot C$.

Theorem IV.6. The probability of missing at least one true codeword is bounded from above by:

$$p_{MD} \leq K \cdot \exp\left\{-M_r \cdot p \cdot (1 - e^{-2(q_{10}\Delta)^2})\right\}$$

Proof.

$$p_{MD} \stackrel{(a)}{\leq} K \cdot \sum_{i=0}^{M_r} \mathbb{P}(\mathcal{T}_1 = i) \cdot \mathbb{P}(\mathcal{S}_1 < \mathcal{T}_1(1 - q_{10}(\Delta + 1))) \quad (22)$$

$$\stackrel{(b)}{=} K \cdot \sum_{i=0}^{M_r} \binom{M_r}{i} p^i (1 - p)^{M_r - i} \cdot \mathbb{P}(\mathcal{T}_1 < i(1 - q_{10}(\Delta + 1))) \quad (23)$$

$$\stackrel{(c)}{=} K \cdot \sum_{i=0}^{M_r} \binom{M_r}{i} p^i (1 - p)^{M_r - i} \cdot \sum_{l=i(1 - q_{10}(\Delta + 1))}^i \binom{i}{l} q_{10}^l (1 - q_{10})^{i - l} \quad (24)$$

$$\stackrel{(d)}{\leq} K \cdot \sum_{i=0}^{M_r} \binom{M_r}{i} p^i (1 - p)^{M_r - i} \cdot e^{-2i(q_{10}\Delta)^2} \quad (25)$$

$$\stackrel{(e)}{=} K \cdot (1 - p + pe^{-2(q_{10}\Delta)^2})^{M_r} \quad (26)$$

$$\stackrel{(f)}{\leq} K \cdot \exp\left\{-p(1 - e^{-2(q_{10}\Delta)^2})\right\}^{M_r} \quad (27)$$

$$= K \cdot \exp\left\{-M_r \cdot p \cdot (1 - e^{-2(q_{10}\Delta)^2})\right\} \quad (28)$$

In (a), we used the union bound. (b) is derived from the random codebook construction where $\mathcal{S}_1 \sim \text{Bin}(M_r, p)$. In (c), we used the fact that the local decision rule is identical among the antennas, so the probability for bit flips is symmetric (the number of flipped bits is binomially distributed with parameters M_r, q_{10}). Additionally, we used the binomial distribution's symmetry³. We used Hoeffding bound⁴, $F(k; n, p) \leq \exp\{-2n(p - \frac{k}{n})^2\}$ and $p - \frac{k}{n} > 0$, in (d). (e) used the binomial theorem to combine the sum of products into a power of a sum. In (f), we used the Taylor Expansion of $\exp\{-x(1 - a)\}$ at $x_0 = 0$. \square

Now we are ready to prove Theorem IV.4:

$$p_{MD} \stackrel{(a)}{\leq} K \cdot \exp\left\{-M_r \cdot p \cdot (1 - e^{-2(q_{10}\Delta)^2})\right\} \quad (29)$$

$$\stackrel{(b)}{=} K \cdot \exp\left\{-\beta_1 \cdot K \log N \cdot p \cdot (1 - e^{-2(q_{10}\Delta)^2})\right\} \quad (30)$$

$$\stackrel{(c)}{\leq} K \exp\left\{-\frac{(1 + \delta)K \log N \cdot p(1 - e^{-2(q_{10}\Delta)^2})}{\alpha(1 - e^{-2(q_{10}\Delta)^2}) \log e}\right\} \quad (31)$$

$$\stackrel{(d)}{=} K \exp\left\{-\frac{(1 + \delta) \cdot K \log N \cdot \frac{\alpha}{K}}{\alpha \log e}\right\} \quad (32)$$

$$\stackrel{(e)}{=} K \exp\left\{-(1 + \delta) \ln N\right\} \quad (33)$$

$$\stackrel{(f)}{=} K \cdot N^{-(1 + \delta)} \leq N \cdot N^{-(1 + \delta)} = N^{-\delta} \quad (34)$$

(a) used Theorem IV.6. In (b), we utilized Theorem IV.4's conditions. (c) replaced β_1 with its lower bound (from the theorem's conditions), and in (d), we reduced the fraction and replaced $p = \frac{\alpha}{K}$. (e) used algebraic manipulation using logarithmic identities, and (f) used the logarithm's definition. \square

The proof for Theorem IV.5 is similar, with the following upper bound:

Theorem IV.7. Assume $\Delta < \frac{p_0}{q_{10}} - 1$. The probability of declaring at least one false codeword is bounded from above by:

$$p_{FA} \leq NC \exp\left\{-M_r \cdot p \cdot (1 - e^{-2(p_0 - q_{10}(\Delta + 1))^2})\right\}$$

The additional condition $\Delta < \frac{p_0}{q_{10}} - 1$ is required for the Hoeffding Bound to hold.

We are interested in a vanishing error probability for our scheme, so we would like to take β such that both p_{MD} and

³ $F(k; n, p) = F(n - k; n, 1 - p)$

⁴often called Chernoff bound

p_{FA} tend to zero. In other words, an appropriate choice of β is the solution to the optimization problem of minimizing the number of antennas in our scheme:

$$\begin{aligned} \min_{\Delta, \alpha, \gamma \in \mathbb{R}} \max\{\beta_1, \beta_2\} \\ \text{s.t.} \quad \begin{cases} 0 < \Delta < \frac{p_0}{q_{10}} - 1 \\ 0 < \alpha \leq \frac{K}{2} \\ 0 < \gamma \end{cases} \end{aligned} \quad (35)$$

The following theorem simplifies the optimization problem:

Theorem IV.8. *The optimization problem in (35) is equivalent to the optimization problem in Theorem III.1 and has at least one solution.*

The proof is technical and appears in Appendix A-A. *Proof Sketch:* The proof has five steps; (1) simplify Δ 's upper bound, $\frac{p_0}{q_{10}} - 1$, to $(1-p)^K \frac{1-q_{01}-q_{10}}{q_{10}}$. (2) eliminate the dependency on Δ and convert the minimax problem into a minimization problem (by noticing that β_1 and β_2 have opposing trends in Δ , so Δ^* is their equalizer). (3) annihilate the boundaries of the convex hull, which is a rectangle in \mathbb{R}^2 ; It is possible to show that each corner point is not a solution⁵ (either $\beta \rightarrow \infty$ or a better solution exists in the interior), and so are any convex combination of them. (4) show that β is convex in γ , so at least one solution exists. (5) invoke the KKT Conditions. Since the corner points are not solutions, their corresponding Lagrange Multipliers are canceled out, so it is possible to obtain the solution by comparing the gradient to zero.

(34) yields the following corollary:

Corollary IV.9 (*K's Scaling Law*). *If $K = o(N^{1+\delta})$ and $M_r \geq \max\{\beta_1, \beta_2\} \cdot K \log NC$, then $\max\{p_{MD}, p_{FA}\} \leq (NC)^{-\delta}$.*

C. Antenna Scaling Laws

This subsection shows different scaling laws on β as a function of K and ρ . First, we shall show that β converges to some constant term when $K \rightarrow \infty$.

Lemma IV.10. *Let β be the solution to the optimization problem in Theorem III.1. Then, $\beta \rightarrow \text{const.}$ when $K \rightarrow \infty$.*

Proof Sketch: Recalling that $\alpha = K \cdot p$, we can invoke the Poisson Limit Theorem on q_{10} . Any other term dependant on K tends to some exponent powered by α , so β tends to some constant. Complete proof can be found in A-B.

For β 's scaling with ρ , we observe that the expression in Theorem IV.8 is not a function of ρ , except for q_{10} (Theorem IV.3). From this observation, we have the following (immediate) result:

Corollary IV.11. *If $\rho \rightarrow 0$ then $\beta \rightarrow \infty$. If $\rho \rightarrow \infty$ then $\beta \rightarrow \text{const.}$*

⁵converting the form of the objective function from $\frac{1}{f(\gamma, p)}$ to $-f(\gamma, p)$ might result in some feasible points on the boundary

V. CONVERSE

In this section, we shall derive a lower bound on the number of antennas.

Theorem V.1. *Assume N users, each with a C -sized codebook. Assume K of them wish to transmit a single codeword. Then, a lower bound on the number of antennas, M_r , is required to obtain the K messages reliably when using a hard-decision criterion at the receiver is:*

$$M_r \geq \frac{K \log \frac{N \cdot C}{K}}{C_{BAC}(q_{01}, q_{10})}$$

Where $C_{BAC}(q_{01}, q_{10})$ is the BAC capacity ([12]):

$$\begin{aligned} C_{BAC}(q_{01}, q_{10}) = & \frac{q_{01}}{1 - q_{01} - q_{10}} \cdot H(q_{10}) \\ & - \frac{1 - q_{10}}{1 - q_{01} - q_{10}} \cdot H(q_{01}) + \log \left(1 + 2^{\frac{H(q_{01}) - H(q_{10})}{1 - q_{01} - q_{10}}} \right) \end{aligned} \quad (36)$$

$H(\cdot)$ is the binary entropy function

Proof Sketch: The proof is similar to [13, Chapter IV]. Notice that the K messages, their corresponding codewords, the "clean" Boolean sum, the noisy output vector, the estimated codewords, and estimated messages form a Markov Chain. We use Fano's Inequality and Data Processing Inequality to bound the entropy of the messages and use algebraic manipulations to obtain the result.

Proof. Denote $\tilde{\mathcal{Y}}$ as the noiseless \mathcal{Y} . It is the column-wise Boolean sum of the K transmitted codewords. Let $\mathcal{W} \in \{1, 2, \dots, \binom{N}{K} C^K\}$ be the index of the set corresponding to the K messages transmitted. The codewords corresponding to \mathcal{W} are $\mathcal{C}(\mathcal{W})$. Observe that we can treat \mathcal{Y} as an output of some discrete channel (characterized by q_{10} and q_{01}) whose input is $\tilde{\mathcal{Y}}$. Notice the following Markov Chain:

$$\mathcal{W} \rightarrow \mathcal{C}(\mathcal{W}) \rightarrow \tilde{\mathcal{Y}} \rightarrow \mathcal{Y} \rightarrow \hat{\mathcal{C}}(\hat{\mathcal{W}}) \rightarrow \hat{\mathcal{W}} \quad (37)$$

Using the definition of mutual information, we have:

$$H(\mathcal{W}) = H(\mathcal{W}|\hat{\mathcal{W}}) + I(\mathcal{W}; \hat{\mathcal{W}}) \quad (38)$$

We assume we have no prior information on the messages or users, so \mathcal{W} is uniform on $\{1, 2, \dots, \binom{N}{K} C^K\}$. This is equivalent to $H(\mathcal{W}) = \log \binom{N}{K} C^K$. Using Fano's Inequality, we have:

$$H(\mathcal{W}|\hat{\mathcal{W}}) \leq 1 + p_e \cdot \log \binom{N}{K} C^K \quad (39)$$

We have the following chain of inequalities:

$$I(\mathcal{W}; \hat{\mathcal{W}}) \stackrel{(a)}{\leq} I(\tilde{\mathcal{Y}}; \mathcal{Y}) \quad (40)$$

$$= H(\mathcal{Y}) - H(\mathcal{Y}|\tilde{\mathcal{Y}}) \quad (41)$$

$$\stackrel{(b)}{=} H(\mathcal{Y}) - \sum_{m=1}^{M_r} H([\mathcal{Y}]_m | [\mathcal{Y}]_1, \dots, [\mathcal{Y}]_{m-1}, \tilde{\mathcal{Y}}) \quad (42)$$

$$\stackrel{(c)}{=} \sum_{m=1}^{M_r} H([\mathcal{Y}]_m) - \sum_{m=1}^{M_r} H([\mathcal{Y}]_m | \tilde{\mathcal{Y}}_m) \quad (43)$$

$$= \sum_{m=1}^{M_r} [H([\mathcal{Y}]_m) - H([\mathcal{Y}]_m | \tilde{\mathcal{Y}}_m)] \quad (44)$$

$$= \sum_{m=1}^{M_r} I(\tilde{\mathcal{Y}}_m; [\mathcal{Y}]_m) \quad (45)$$

$$\leq M_r \cdot C_{BAC}(q_{01}, q_{10}) \quad (46)$$

(a) is valid due to the Data Processing Inequality. In (b), we have used the Entropy Chain Rule, whereas in (c), we used the fact that $[\tilde{\mathcal{Y}}]_m$ ($[\mathcal{Y}]_m$) is independent of $[\tilde{\mathcal{Y}}]_k$ ($[\mathcal{Y}]_k$) for all $m \neq k$. Now, we can put (46) and (39) into (38):

$$\log \binom{N}{K} C^K \leq 1 + p_e \cdot \log \binom{N}{K} C^K + M_r \cdot C_{BAC}(q_{01}, q_{10}) \quad (47)$$

Rearranging both sides results in the following:

$$M_r \geq \frac{(1 - p_e) \cdot \log \binom{N}{K} C^K - 1}{C_{BAC}(q_{01}, q_{10})} \quad (48)$$

Using Stirling's Approximation:

$$\log \binom{N}{K} C^K = \log \binom{N}{K} + \log C^K \quad (49)$$

$$\approx K \log \frac{N}{K} + K \log C \quad (50)$$

$$= K \log \frac{N}{K} \cdot C \quad (51)$$

Which results in the following:

$$M_r \geq \frac{(1 - p_e) \cdot K \log \frac{N \cdot C}{K}}{C_{BAC}(q_{01}, q_{10})} \quad (52)$$

Dividing our the converse bound with our scheme's number of antennas yields:

$$\frac{K \log \frac{N \cdot C}{K}}{C_{BAC}(q_{01}, q_{10})} \cdot \frac{1}{\beta K \log NC} = \frac{1 - \frac{\log K}{\log NC}}{\beta \cdot C_{BAC}(q_{01}, q_{10})} \quad (53)$$

Which tends to a constant when $NC \rightarrow \infty$. In other words, our scheme's number of antennas is asymptotically tight when N and C grow as long as $K < NC$. According to corollary IV.11, the same claims hold when $\rho \rightarrow \infty$ and N , C and K are constant.

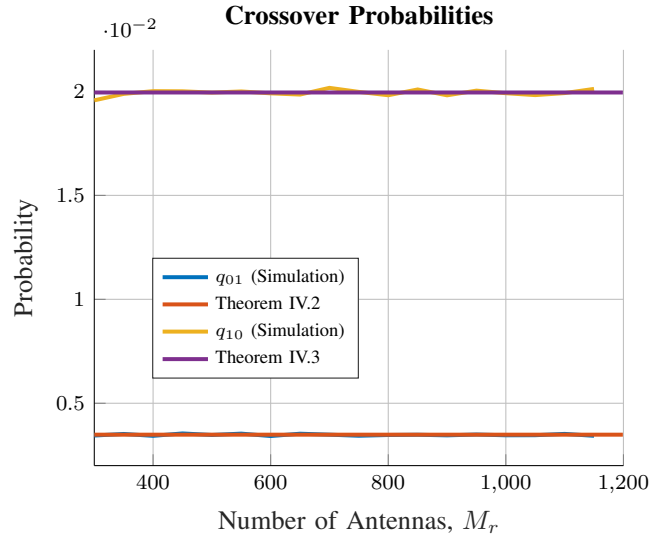


Fig. 1. Simulation results when $N = 100$, $C = 1000$, $K = 5$, $\rho = 24_{\text{dB}}$, $\delta = 0.33$, $\gamma = 11.318$ and $\alpha = 0.4932$.

VI. NUMERICAL RESULTS

In this section, we present simulation and numerical evaluation results. The simulation had a network of $N = 100$ sensors with $C = 1000$ codewords each. ρ is taken to be 24_{dB} ⁶, $N_0 = 2$ and $\delta = 0.33$. We assumed $K = \log_{10}(N \cdot C) = 5$ users wish to transmit simultaneously and solved the optimization problem in Theorem III.1 to obtain $\gamma^* = 5.6583$, $p^* = 0.0986$ (equivalently, $\alpha^* = 0.4932$) and $\beta^* = 9.048$. The initial number of antennas at the receiver is the Converse bound in Theorem V.1.

Figure 1 shows that the calculations in theorems IV.2 and IV.3 coincide with the simulation results. Figure 2 shows that theorems IV.4 and IV.5 hold when taking $M_r \geq \beta^* \cdot K \log N$. We note that our results are asymptotically tight.

Figure 3 compares the rates in Subsection II-C with our scheme's rate. We also compare our rate with MU systems used in practice - errorless satellite networks (using data provided by AYECKA) and oracle-aided errorless 802.11ax. The blue line is (5), whereas the orange line is (6). The yellow line is the sum-rate of our scheme, (7). The purple line is the sum-rate of raw transmissions at the highest symbol rate of a K -to-1 satellite communication (normalized by its bandwidth).

The green line is the sum-rate of a 160MHz 802.11ax, normalized by a single carrier's bandwidth (78.125kHz). The oracle schedules the K users without passing requests or scheduling information. I.e., they do not send $\log N$ header bits for identification. The receiver sends a trigger frame followed by a short silent interval (named SIFS). Afterward, the users transmit their frames simultaneously on different frequency bands. Payload size is $\log C$ (for a fair comparison) and is sent in MCS2 rate, and the rest is according to the 802.11ax standard (one training field and $8\mu\text{sec}$ packet

⁶SNR required for MCS3 in 802.11ac, [14]

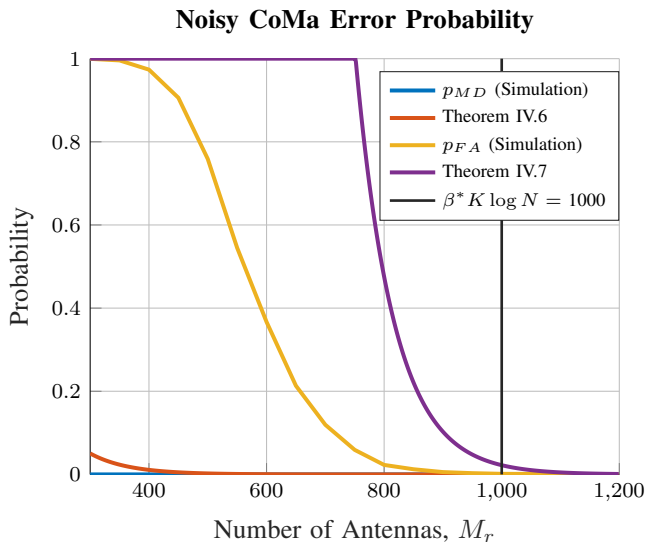


Fig. 2. Simulation results when $N = 100$, $C = 1000$, $K = 5$, $\rho = 24$ dB, $\delta = 0.33$, $\gamma = 11.318$ and $\alpha = 0.4932$.

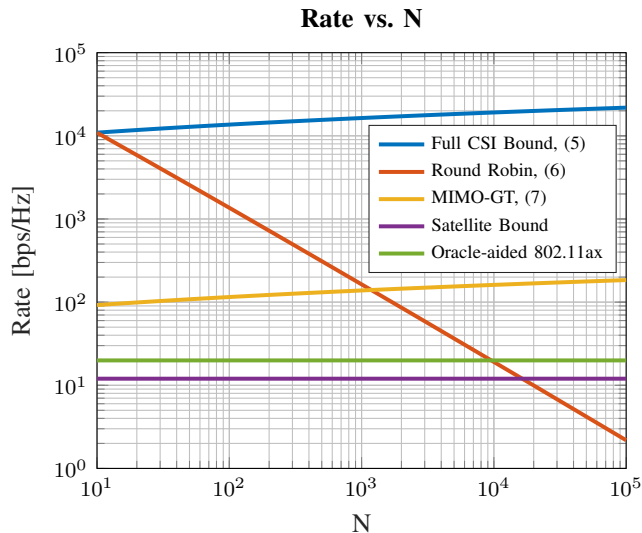


Fig. 3. Different (normalized in bandwidth) rates as functions of N when $\rho = 20$ dB, $K = 10$, $C = 1000$, $\delta = 0.33$ and $N_0 = 2$. The 802.11ax is oracle-aided; the K users are scheduled without passing information to the access point. The coefficient multiplying the logarithmic term in (5) is 1.

extension). The sum-rate also considers the trigger frame (sent in MCS0 rate) to allocate resources to the K users; each is scheduled to 200 frequency bands. The sum-rate can be further reduced when considering the $\log N$ header bits and the scheduling information. Our scheme achieves higher sum-rates than 802.11ax (when the number of users is big enough) or satellite networks and has no significant overheads.

Figure 4 compares our scheme's Spectral Efficiency from (8) with SPEL, evaluated for different settings of K , N and C . The SPEL is calculated like in [15, Chapter 3.5]. For our system, we have used $\frac{E_b}{N_0} = \frac{K \cdot P}{N_0 \cdot M_r}$. The bold dark line is SPEL, and its dashed counterpart is the *absolute* SPEL, $\ln 2$.

Spectral Efficiency vs. Relative SNR ($\frac{E_b}{N_0}$)

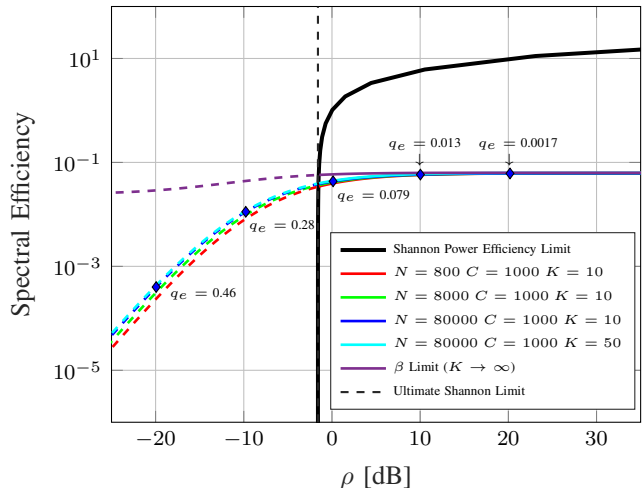


Fig. 4. Spectral Efficiency as a function of ρ (in dB) when $\delta = 0.33$ and $N_0 = 2$. The mentioned probabilities, $q_e \triangleq (1-p)^K q_{01} + (1-(1-p)^K) q_{10}$, are the BER of the blue line at the corresponding SNR.

The orange line is the limit of β^{-1} when $K \rightarrow \infty$ (calculated regardless of N or C).

Figures 5, 6 and 7 show how α^* , γ^* , and the BER⁷ (respectively) scale as a function of $\rho \in [-30, 60]$ dB. When the SNR is low, the BER tends to 0.5, equivalent to the error when the receiver guesses whether the antenna is activated or not. γ^* tends to 1 when the SNR is low, unlike its proportion to $\ln \rho$ in the high SNR region. Since γ can be independent of the code we use, choosing $\gamma = \ln(1 + \rho)$ is an excellent *heuristic*. Additionally, we can adjust α 's range to the interval $[0, 1]$, justifying the heuristic used in [16], [11].

VII. CONCLUSION

In this paper, we studied a non-cooperative distributed MU-MIMO scheme using GT codes on the antennas at the receiver. The receiver used energy detection in each antenna and a simple decoding algorithm to obtain numerous messages simultaneously. Our approach is simple to implement and order-optimal in the number of users or messages. Our scheme's order-optimality is shown by comparing our rate to the Full CSI solution, and the number of antennas required asymptotically matches the Converse bound. We have expressed and determined the scaling laws of the antennas when the SNR or the number of users grows large. Our results are supported by simulations and numerical evaluations (e.g., matching slopes between our scheme's rate and the Full CSI bound).

Our scheme relies heavily on the reliability of the channel estimation at *each* transmitter; If a user errs in their estimation, the communication may fail. Future research may address this issue by either using a special deterministic codebook (with a constant number of intersections between every K codewords), by devising a scheme non-reliant on CSIT (e.g.,

⁷evaluated as $q_e \triangleq (1-p)^K q_{01} + (1-(1-p)^K) q_{10}$

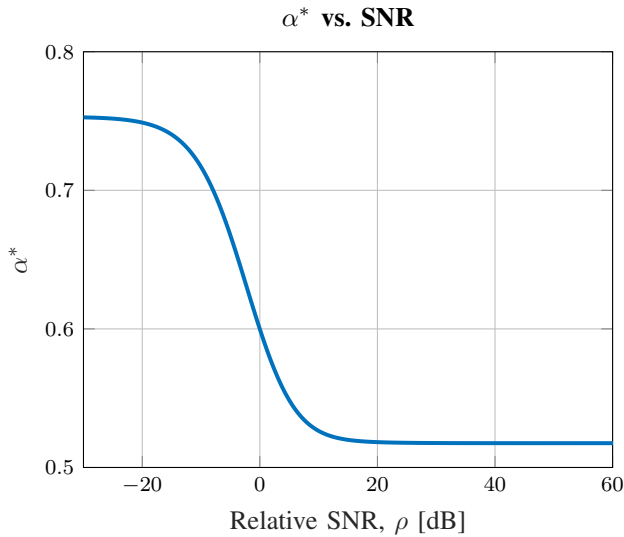


Fig. 5. α^* 's value as a function of ρ when $N = 100$, $K = 5$, $C = 1000$, $\delta = 0.33$ and $N_0 = 2$.

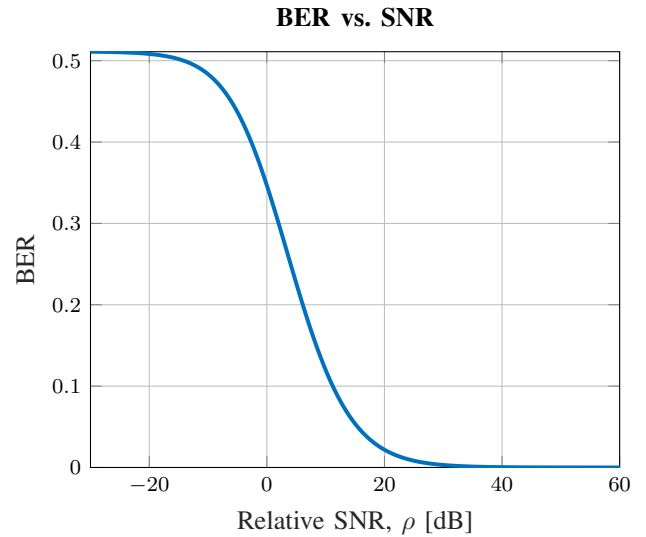


Fig. 7. BER as a function of ρ when $N = 100$, $K = 5$, $C = 1000$, $\delta = 0.33$ and $N_0 = 2$.

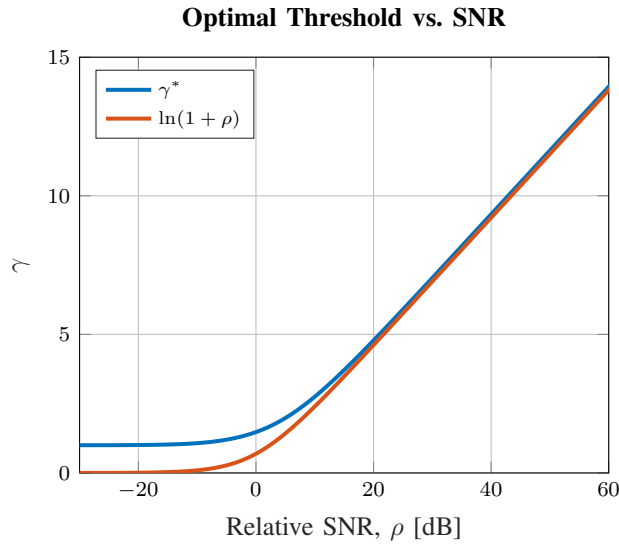


Fig. 6. γ 's value as a function of ρ when $N = 100$, $K = 5$, $C = 1000$, $\delta = 0.33$ and $N_0 = 2$.

utilizing CSIR), or by adding more antennas to compensate the erroneous channel estimation. The codebooks of the first approach are hard to find, and the last approach must be designed meticulously to not accidentally change the antenna scaling laws, annihilating the order-optimality of the scheme. The second approach might be more practical as great CSI collection techniques are available at the receiver. Future research should aim for algorithms to jointly obtain the sent messages without utilizing the entire channel matrix.

REFERENCES

[1] M. Wen, X. Cheng, and L. Yang, *Index Modulation for 5G Wireless Communications*, 1st ed. Springer Publishing Company, Incorporated, 2017.
 [2] G. Longo, *Multi-user communication systems*. Springer, 1981.

[3] A. Cohen, A. Cohen, and O. Gurewitz, "Secure group testing," *IEEE Trans. Inf. Forensics Security*, pp. 1–21, 2020.
 [4] J. Robin and E. Erkip, "Sparse activity discovery in energy constrained multi-cluster iot networks using group testing," in *IEEE International Conference on Communications*, 2021, pp. 1–6.
 [5] S. Bicaïs, J.-B. Dore, and V. Savin, "Design of mimo systems using energy detectors for sub-terahertz applications," in *31st Annual International Symposium on Personal, Indoor and Mobile Radio Communications*, 2020, pp. 1–6.
 [6] S. Paquelet, L.-M. Aubert, and B. Uguen, "An impulse radio asynchronous transceiver for high data rates," in *2004 International Workshop on Ultra Wideband Systems Joint with Conference on Ultra Wideband Systems and Technologies. Joint UWBST IWUWBS 2004 (IEEE Cat. No.04EX812)*, 2004, pp. 1–5.
 [7] A. Goldsmith, *Wireless Communications*. Cambridge University Press, 2005.
 [8] W. Rhee and J. Cioffi, "On the capacity of multiuser wireless channels with multiple antennas," *IEEE Trans. Inf. Theory*, vol. 49, no. 10, pp. 2580–2595, 2003.
 [9] D. Tse and P. Viswanath, *Fundamentals of Wireless Communication*. USA: Cambridge University Press, 2005.
 [10] C. L. Chan, S. Jaggi, V. Saligrama, and S. Agnihotri, "Non-adaptive group testing: Explicit bounds and novel algorithms," in *IEEE International Symposium on Information Theory Proceedings*, 2012, pp. 1837–1841.
 [11] J. Robin and E. Erkip, "Capacity bounds and user identification costs in rayleigh-fading many-access channel," in *IEEE International Symposium on Information Theory (ISIT)*, 2021, pp. 2477–2482.
 [12] S. M. Moser, P.-N. Chen, and H.-Y. Lin, "Error probability analysis of binary asymmetric channels," *Dept. El. & Comp. Eng., Nat. Chiao Tung Univ*, 2009.
 [13] C. Chan, P. H. Che, S. Jaggi, and V. Saligrama, "Non-adaptive probabilistic group testing with noisy measurements: Near-optimal bounds with efficient algorithms," *49th Annual Allerton Conference on Communication, Control, and Computing*, 07 2011.
 [14] D. M. Heath, "Wi-fi setup guide: What is a good signal level or signal-to-noise ratio (snr) for wi-fi? Increase Broadband Speed — Tips to improve and speed up your broadband, July 18, 2022. [Online]. Available: <https://www.increasebroadbandspeed.co.uk/what-is-a-good-signal-level-or-signal-to-noise-ratio-for-wi-fi/>
 [15] V. Srinivasan and M. Viswanathan, *Wireless Communication Systems in Matlab: Second Edition (Black & White Print)*. Independently Published, 2020.
 [16] G. K. Atia and V. Saligrama, "Boolean compressed sensing and noisy

APPENDIX A
PROOFS

A. Proof of Theorem IV.8

First, we simplify $\frac{p_0}{q_{10}} - 1$:

$$\begin{aligned} \frac{p_0}{q_{10}} - 1 &= \frac{(1-p)^K(1-q_{01}) + (1-(1-p)^K)q_{10}}{q_{10}} - 1 \\ &= (1-p)^K \cdot \frac{1-q_{01}-q_{10}}{q_{10}} \end{aligned} \quad (54)$$

Now, we convert the problem in (35) to a minimization problem by removing the dependence on Δ :

Lemma A.1. *The objective function in (35) can be re-written as follows:*

$$\frac{(1+\delta) \ln 2}{\alpha(1 - \exp\{-\frac{1}{2}(1-p)^{2K}(1-q_{10}-q_{01})^2\})}$$

Proof. Derive β_i by Δ :

$$\frac{\partial \beta_1}{\partial \Delta} = -\frac{4q_{10}^2 e^{-2(q_{10}\Delta)^2} \Delta}{(\cdot)^2} \leq 0 \quad \forall \Delta \geq 0 \quad (55)$$

$$\frac{\partial \beta_2}{\partial \Delta} = \frac{4q_{10} e^{-2(p_0-q_{10}(\Delta+1))^2} (p_0 - q_{10}(\Delta+1))}{(\cdot)^2} \quad (56)$$

The last term is non-negative as long as $\Delta \leq \frac{p_0}{q_{10}} - 1$. Hence, β_1 decrease with Δ whereas β_2 increase in Δ . In other words, the minimax problem would pick the equalizer:

$$\Delta^* = \frac{1}{2} \left(\frac{p_0}{q_{10}} - 1 \right) \quad (57)$$

Putting Δ^* and (54) back into $\beta_1 = \beta_2$ results in the following term inside the exponent:

$$q_{10} \cdot \frac{1}{2} \left(\frac{p_0}{q_{10}} - 1 \right) = \frac{1}{2} (1-p)^K (1-q_{01}-q_{10}) \quad (58)$$

□

We shall henceforth name the objective function $\beta = (1+\delta) \cdot \beta(\gamma, \alpha)$. Now, we shall prove that the solution must be an interior point of the rectangle $[0, \frac{K}{2}] \times [0, \infty)$:

Lemma A.2. *All strong inequalities in (35) can be written with weak inequalities.*

Proof. We'll show that each time some variable meets its inequality, then either $\beta_1 \rightarrow \infty$ or $\beta_2 \rightarrow \infty$. When $\gamma = 0$, $q_{10} = 0$ and $\beta_1 \rightarrow \infty$. The same occurs when $\Delta = 0$. When $\Delta = \frac{p_0}{q_{10}} - 1$ then $\beta_2 \rightarrow \infty$. When $\alpha = 0$ both $\beta_i \rightarrow \infty$. Hence, we can replace the strong inequalities with weak inequalities as we do not introduce new solutions to the optimization problem. □

We are left with proving that $\alpha = \frac{K}{2}$ is not a solution to the optimization problem. To do this, we show that there always is an interior point with a lower objective value. Hence, we define the following two quantities:

Definition 2. *For any fixed p , we define γ_1 to be the solution to:*

$$e^{-\gamma} = \sum_{j=1}^K \binom{K}{j} \frac{p^j (1-p)^{K-j}}{1-(1-p)^K} \cdot \frac{\exp\{\frac{-\gamma}{j\rho+1}\}}{j\rho+1}$$

Definition 3. *Let γ_2 be the solution to:*

$$e^{-\gamma} = \sum_{j=1}^K \binom{K}{j} \frac{1}{2^K - 1} \cdot \frac{\exp\{\frac{-\gamma}{j\rho+1}\}}{j\rho+1}$$

We want to show that γ_1 , as an interior point, has a lower objective function than γ_2 , a point on the boundary.

Lemma A.3. *$\beta(\gamma_1)$ is increasing in γ_1 , where γ_1 is as defined in definition 2.*

Proof. Putting γ_1 in $g(\gamma, p) \triangleq (1 - q_{01} - q_{10})$ yields:

$$g(\gamma_1, p) = 1 - \sum_{j=1}^K \binom{K}{j} \frac{p^j (1-p)^{K-j}}{1-(1-p)^K} \cdot \left(\quad (59)$$

$$\begin{aligned} &\frac{\exp\{\frac{-\gamma_1}{j\rho+1}\}}{j\rho+1} + 1 - \exp\left\{-\frac{\gamma_1}{j\rho+1}\right\} \Bigg) \\ &= \sum_{j=1}^K \binom{K}{j} \frac{p^j (1-p)^{K-j}}{1-(1-p)^K} \cdot \frac{j\rho \cdot \exp\{\frac{-\gamma_1}{j\rho+1}\}}{j\rho+1} \end{aligned} \quad (60)$$

$g(\gamma_1(p), p)$ is a sum of non-negative numbers, so $g(\gamma_1, p) \geq 0$. Furthermore, $\frac{\partial g}{\partial \gamma_1} \leq 0$. Observe β 's derivative with respect to γ_1 :

$$\frac{\partial \beta(\gamma_1)}{\partial \gamma_1} = -\frac{(1-p)^{2K} e^{(\cdot)} g(\gamma_1) \cdot \frac{\partial g}{\partial \gamma_1}}{\alpha \cdot (\cdot)^2} \geq 0 \quad \forall \alpha > 0 \quad (61)$$

□

Lemma A.4.

$$e^{-\gamma_1} \geq \sum_{j=1}^K \binom{K}{j} \frac{1}{2^K - 1} \cdot \frac{\exp\{\frac{-\gamma_1}{j\rho+1}\}}{j\rho+1} \quad (62)$$

With equality if and only if $p = 0.5$.

Proof. Observing $\gamma_1 = \gamma_1(p)$, we have $\gamma_2 = \gamma_1(0.5)$.

$$e^{-\gamma_1} \stackrel{(a)}{=} \sum_{j=1}^K \binom{K}{j} \frac{p^j(1-p)^{K-j}}{1-(1-p)^K} \cdot \frac{\exp\left\{\frac{-\gamma_1}{j\rho+1}\right\}}{j\rho+1} \quad (63)$$

$$\stackrel{(b)}{=} \sum_{j=\lfloor \frac{K-1}{2} \rfloor}^K \binom{K}{j} \frac{p^j(1-p)^{K-j}}{1-(1-p)^K} \cdot \frac{\exp\left\{\frac{-\gamma_1}{j\rho+1}\right\}}{j\rho+1} \quad (64)$$

$$+ \sum_{j=1}^{\lfloor \frac{K-1}{2} \rfloor - 1} \binom{K}{j} \frac{p^j(1-p)^{K-j}}{1-(1-p)^K} \cdot \frac{\exp\left\{\frac{-\gamma_1}{j\rho+1}\right\}}{j\rho+1}$$

$$\stackrel{(c)}{\geq} \sum_{j=\lfloor \frac{K-1}{2} \rfloor}^K \binom{K}{j} \frac{1}{2^K-1} \cdot \frac{\exp\left\{\frac{-\gamma_1}{j\rho+1}\right\}}{j\rho+1} \quad (65)$$

$$+ \sum_{j=1}^{\lfloor \frac{K-1}{2} \rfloor - 1} \binom{K}{j} \frac{p^j(1-p)^{K-j}}{1-(1-p)^K} \cdot \frac{\exp\left\{\frac{-\gamma_1}{j\rho+1}\right\}}{j\rho+1}$$

$$\stackrel{(d)}{=} \sum_{j=1}^K \binom{K}{j} \frac{1}{2^K-1} \cdot \frac{\exp\left\{\frac{-\gamma_1}{j\rho+1}\right\}}{j\rho+1} \quad (66)$$

$$+ \sum_{j=1}^{\lfloor \frac{K-1}{2} \rfloor - 1} \binom{K}{j} \left(\frac{p^j(1-p)^{K-j}}{1-(1-p)^K} - \frac{1}{2^K-1} \right)$$

$$\cdot \frac{\exp\left\{\frac{-\gamma_1}{j\rho+1}\right\}}{j\rho+1} \stackrel{(e)}{\geq} \sum_{j=1}^K \binom{K}{j} \frac{1}{2^K-1} \cdot \frac{\exp\left\{\frac{-\gamma_1}{j\rho+1}\right\}}{j\rho+1} \quad (67)$$

In (a), we used definition 2. We separated the sum in (b) and used p 's limited range ($p \in [0, 1]$) in (c). We have added and subtracted the same term in (d), whereas in (e), we discarded non-negative terms due to p 's range. If $\gamma_1 = \gamma_2$, then we have equality from definition 3. \square

Corollary A.5. $\beta(\gamma_2) \geq \beta(\gamma_1)$

Proof. γ_2 is the maximizer of the lower bound in lemma A.4. In other words:

$$e^{-\gamma_1} \geq e^{-\gamma_2} \quad (68)$$

By taking $\ln(\cdot)$ from both sides, we have $\gamma_2 \geq \gamma_1$. Using lemma A.3 gives us the desired result. \square

Now, after showing that the solution must be an interior point, we are ready to show that a solution exists:

Lemma A.6. *The objective function in lemma A.1 is convex in γ .*

Proof. $\beta(\gamma)$ is convex in γ if and only if:

$$2\left(\frac{\partial f}{\partial \gamma}\right)^2 - f(\gamma) \cdot \frac{\partial^2 f}{\partial \gamma^2} \geq 0 \quad (69)$$

By dividing by non-zero positive quantities, the above condition is simplified to:

$$\left(e^{\frac{1}{2}(1-p)^{2K}(1-q_{01}-q_{10})^2} + 1 \right) \cdot (1-p)^{2K} \cdot (1-q_{01}-q_{10})^2 \quad (70)$$

$$\cdot \left(\frac{\partial q_{01}}{\partial \gamma} + \frac{\partial q_{10}}{\partial \gamma} \right)^2 + \left(e^{\frac{1}{2}(1-p)^{2K}(1-q_{01}-q_{10})^2} - 1 \right)$$

$$\cdot \left[(1-q_{01}-q_{10}) \left(\frac{\partial^2 q_{01}}{\partial \gamma^2} + \frac{\partial^2 q_{10}}{\partial \gamma^2} \right) - \left(\frac{\partial q_{01}}{\partial \gamma} + \frac{\partial q_{10}}{\partial \gamma} \right)^2 \right] \geq 0$$

Rearranging both sides results in the following:

$$\left(\frac{\partial q_{01}}{\partial \gamma} + \frac{\partial q_{10}}{\partial \gamma} \right)^2 \cdot \left[\frac{e^{\frac{1}{2}(1-p)^{2K}(1-q_{01}-q_{10})^2} + 1}{e^{\frac{1}{2}(1-p)^{2K}(1-q_{01}-q_{10})^2} - 1} \right. \quad (71)$$

$$\left. \cdot (1-p)^{2K}(1-q_{01}-q_{10})^2 - 1 \right] \geq$$

$$(1-q_{01}-q_{10}) \left(-\frac{\partial^2 q_{10}}{\partial \gamma^2} - \frac{\partial^2 q_{01}}{\partial \gamma^2} \right)$$

The LHS of (71) is non-negative (as $\frac{e^{0.5x}+1}{e^{0.5x}-1} \cdot x \geq 4$). The RHS is a multiplication of a non-negative term with a non-positive one:

$$-\frac{\partial^2 q_{10}}{\partial \gamma^2} = \sum_{j=1}^K \binom{K}{j} \frac{p^j(1-p)^{K-j}}{1-(1-p)^K} \cdot \frac{\exp\left\{\frac{-\gamma_1}{j\rho+1}\right\}}{(j\rho+1)^2} \quad (72)$$

$$\frac{\partial^2 q_{01}}{\partial \gamma^2} = e^{-\gamma} = \sum_{j=1}^K \binom{K}{j} \frac{p^j(1-p)^{K-j}}{1-(1-p)^K} \cdot e^{-\gamma} \quad (73)$$

Hence:

$$\left(-\frac{\partial^2 q_{10}}{\partial \gamma^2} - \frac{\partial^2 q_{01}}{\partial \gamma^2} \right) = \sum_{j=1}^K \binom{K}{j} \frac{p^j(1-p)^{K-j}}{1-(1-p)^K} \quad (74)$$

$$\cdot \left(\frac{\exp\left\{\frac{-\gamma_1}{j\rho+1}\right\}}{(j\rho+1)^2} - e^{-\gamma} \right)$$

This is a weighted sum of elements of the forms:

$$\frac{e^{-\frac{a}{x+1}}}{(x+1)^2} - e^{-a} \quad (75)$$

$$\frac{e^{-\frac{x}{a+1}}}{(a+1)^2} - e^{-x} \quad (76)$$

Where (75) describes the difference as a function of ρ and (76) describes it as a function of γ . In both cases, if $a \geq 0$, the terms are non-positive. In other words, (71) is always true, so the objective function is convex in γ . \square

Proof of Theorem IV.8. We shall invoke the KKT conditions. Lemma A.2 proves that all Lagrange Multipliers are nulled except for the multiplier of the constraint $p \leq \frac{1}{2}$, or equivalently $\alpha \leq \frac{K}{2}$ (Complementary Slackness). Hence, the Lagrangian's gradient is:

$$\nabla L(\gamma, p, \lambda) = \begin{bmatrix} \frac{\partial \beta}{\partial \gamma} \\ \frac{\partial \beta}{\partial p} + \lambda \end{bmatrix} = \underline{0} \quad (77)$$

If $\lambda \neq 0$, then $p = \frac{1}{2}$, and $\gamma^* = \gamma_2$. If $\lambda = 0$, then $p \in (0, \frac{1}{2})$. According to corollary A.5 $\lambda = 0$, so (γ^*, p^*) must be an interior point. Lemma A.6 shows that γ^* is unique, so the optimization problem becomes one-dimensional in p . The interval $[0, 0.5]$ is closed, and β is continuous, so a global minimum p^* exists. \square

B. Proof of Lemma IV.10

We note that by the famous limit $\lim_{n \rightarrow \infty} (1 - \frac{x}{n})^n = e^{-x}$ we have:

$$\left(1 - \frac{\alpha}{K}\right)^{2K} \rightarrow e^{-2\alpha} \quad (78)$$

We remind that $K \cdot p = \alpha$. Therefore, whether β tends to a constant depends on the limit:

$$\lim_{K \rightarrow \infty} q_{10} \stackrel{(a)}{=} \lim_{K \rightarrow \infty} \sum_{j=1}^K \binom{K}{j} \frac{p^j (1-p)^{K-j}}{1 - (1-p)^K} \quad (79)$$

$$\cdot \left(1 - \exp\left\{\frac{-\gamma}{j \cdot \rho + 1}\right\}\right) \\ \stackrel{(b)}{=} 1 - \lim_{K \rightarrow \infty} \sum_{j=1}^K \binom{K}{j} \frac{p^j (1-p)^{K-j}}{1 - (1-p)^K} \quad (80)$$

$$\cdot \exp\left\{\frac{-\gamma}{j \cdot \rho + 1}\right\} \\ \stackrel{(c)}{=} 1 - \lim_{K \rightarrow \infty} \frac{1}{1 - (1-p)^K} \quad (81)$$

$$\cdot \lim_{K \rightarrow \infty} \sum_{j=1}^K \binom{K}{j} p^j (1-p)^{K-j} \exp\left\{\frac{-\gamma}{j \cdot \rho + 1}\right\} \\ \stackrel{(d)}{=} 1 - \frac{1}{1 - e^{-\alpha}} \cdot \sum_{j=1}^{\infty} e^{-\alpha} \frac{\alpha^j}{j!} \exp\left\{\frac{-\gamma}{j \cdot \rho + 1}\right\} \quad (82)$$

Where step (a) replaced q_{10} with its exact expression from Theorem IV.3. Steps (b) and (c) used the Limit Sum and Product Laws, respectively. The final step, (d), used Poisson Limit Theorem and the famous limit.

Combining (78) and (82) with Theorem IV.8 when $K \rightarrow \infty$ results in an optimization problem independent of K (or N), completing the proof.