

CLOSED CAP CONDITION UNDER THE CAP CONSTRUCTION ALGORITHM

MERCEDES SANDU, SHUYI WENG, AND JADE ZHANG

ABSTRACT. Every polygon P can be companioned by a cap polygon \hat{P} such that P and \hat{P} serve as two parts of the boundary surface of a polyhedron V . Pairs of vertices on P and \hat{P} are identified successively to become vertices of V . In this paper, we study the cap construction that asserts equal angular defects at these pairings. We exhibit a linear relation that arises from the cap construction algorithm, which in turn demonstrates an abundance of polygons that satisfy the *closed cap condition*, that is, those that can successfully undergo the cap construction process.

1. INTRODUCTION

A planar shape is a subset $P \subseteq \mathbb{R}^2$ that is compact, connected, contains at least two points, and has a connected complement. There are many ways to construct “caps” of P that glue to P along the boundary to form topological spheres. We are interested in the following question: is it possible to have the topological sphere adopt a specified distribution of curvature along the common boundary of P and its cap? DeMarco and Lindsey [3] showed that such construction is always possible when the curvature is the harmonic measure on the boundary of $(\mathbb{R}^2 \setminus P, \infty)$. The second author studied flatness of three-dimensional realizations of the topological spheres in his PhD thesis [11]. In this paper, we investigate the case when P is a polygon and when the curvature distribution is uniform on the vertices of P . On the resulting polyhedral topological sphere, curvature is concentrated atomically on vertices, manifested as angular defects at vertices. We adopt the following definition of a *polygon* from Tóth, Goodman, and O’Rourke [10, Chapter 30].

Definition 1.1 (Polygon). An **n -sided polygon** is a closed region of the plane enclosed by a simple cycle of n straight line segments. The **vertices** of the polygon are the endpoints of these line segments.

A cap \hat{P} of a polygon P is expected to glue onto P along their boundaries to form a topological sphere. So, they must have the same circumference length. Additionally, if the curvature is distributed atomically on the vertices of P , the topological sphere must be a polyhedron. Therefore, \hat{P} is expected to be an n -sided polygon with the same side lengths as P . If v_1, v_2, \dots, v_n is an enumeration of vertices of P in counterclockwise order, and if \hat{P} is a cap of P , we expect to have a corresponding enumeration $\hat{v}_1, \hat{v}_2, \dots, \hat{v}_n$ of vertices of \hat{P} listed in clockwise order, such that the length of the segment $[v_k, v_{k+1}]$ equals the length of the segment $[\hat{v}_k, \hat{v}_{k+1}]$ (with $v_{n+1} = v_1$ and $\hat{v}_{n+1} = \hat{v}_1$). Thus, every edge of P can be glued to a corresponding edge of \hat{P} with equal length.

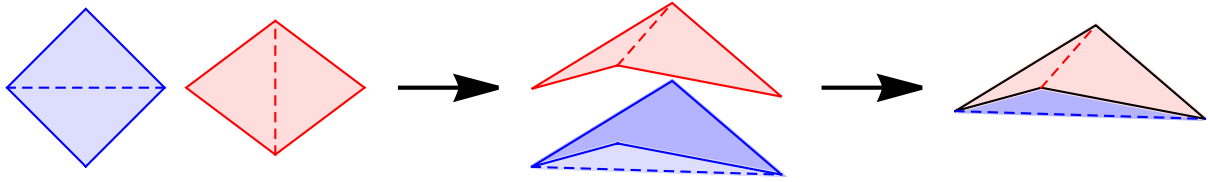


FIGURE 1. A possible cap of a square is glued to the square along their boundary to form the boundary surface of a tetrahedron.

There are many caps that can be constructed for a given polygon P . To start, a reflected image of P can be placed on top of P , gluing only along the boundary to form a doubly-covered planar region, also called a degenerate polyhedron. If a convex polygon P is folded along one diagonal by some non-trivial amount, consider the boundary surface of the convex hull: part of its surface can be attributed to P folded up, while the development of the complement will be the cap \hat{P} . Figure 1 shows an example of such construction. We see that there is a lot of freedom in constructing caps of polygons. We want to impose a further restriction on the angular defects at the vertices of the resulting polyhedral topological sphere—that is, each vertex has the same angular defect. Now the question becomes, is this restricted construction always possible? What are some conditions that allow for it? We will address these two questions in this paper.

1.1. The cap construction algorithm. We describe the cap construction algorithm as the discrete version of *perimeter gluing* [3, Theorem 1.2]. First, begin with an n -sided polygon P , with vertices v_1, v_2, \dots, v_n listed in counterclockwise order. Because P is uniquely determined by its vertices, the side length ℓ_k , that is, the length of the edge connecting vertices v_k and v_{k+1} (with $v_{n+1} = v_1$), can be computed, as can the internal angle θ_k at vertex v_k . Gluing the edge $[\hat{v}_{k-1}, \hat{v}_k]$ of \hat{P} to the corresponding edge $[v_{k-1}, v_k]$ of P results in a configuration shown in Figure 2.

If the resulting polyhedron is flat at v_k , the internal angles must add up to 2π , so that $\theta_k + \hat{\theta}_k = 2\pi$. Otherwise, there is an angular defect, which is the discrete curvature at the glued v_k . The angular defect is calculated by:

$$\kappa(v_k) = 2\pi - \theta_k - \hat{\theta}_k.$$

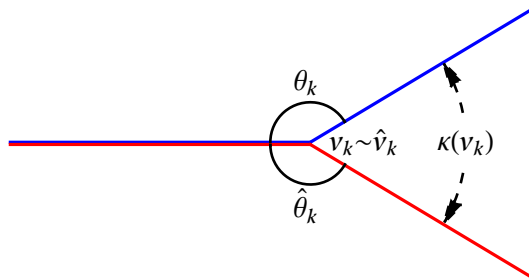


FIGURE 2. Angular defect at v_k .

Descartes' theorem on the total defect of a polyhedron [5, p. 61, Proposition 1] claims that the sum of angular defects on all vertices of a polyhedron is 4π . In order to achieve uniform distribution of curvature on vertices, we need

$$\kappa(v_k) = \frac{4\pi}{n}.$$

We can summarize the cap construction algorithm as follows:

Algorithm 1.2 (Cap construction algorithm). Let P be an n -sided polygon with v_1, v_2, \dots, v_n an enumeration of its vertices in counterclockwise orientation.

- (1) Assume $v_1 = (0, 0)$ and $v_2 = (1, 0)$ up to rotation, translation, and scaling.
- (2) Assign angular defect at each vertex with $\kappa(v_k) = 4\pi/n$.
- (3) Let $\hat{v}_1 = v_1$ and $\hat{v}_2 = v_2$.

Now, starting with $k = 2$,

- (4) At the vertex \hat{v}_k , calculate the internal angle $\hat{\theta}_k = 2\pi - \theta_k - \kappa(v_k)$. If $\hat{\theta}_k > 0$, proceed to the next step. Otherwise, we cannot construct the cap.
- (5) The (counterclockwise) turning angle α_k at the vertex v_k is supplementary to the internal angle θ_k . Thus $\alpha_k = \pi - \theta_k$.
- (6) The (clockwise) turning angle β_k at the vertex \hat{v}_k is supplementary to the internal angle $\hat{\theta}_k$. Thus $\beta_k = \pi - \hat{\theta}_k$.
- (7) Draw the edge $[\hat{v}_k, \hat{v}_{k+1}]$ of \hat{P} in the direction of turning angle β_k from the previous edge $[\hat{v}_{k-1}, \hat{v}_k]$, with the same length as $[v_k, v_{k+1}]$ in P .
- (8) Repeat steps (4) through (7) for all $k \leq n$, and when $k = n$, take $v_{n+1} = v_1$. When the process is completed, we obtain a polygonal cap curve defined by vertices $\hat{v}_1, \dots, \hat{v}_{n+1}$.

Example 1.3. Let P be a square, while treating it as an octagon with an additional vertex at the center of each side. The cap construction algorithm applied on P gives a square of the same size. However, sides of the squares are identified as offset by half their side length, giving the boundary surface of a square antiprism. See Figure 3.

Remark 1.4. The first step of the cap construction algorithm is for computation convenience and is not strictly necessary. The absolute location of P within \mathbb{R}^2 does not affect the construction of the 3D realization once a polygonal cap is obtained. Further, similar polygons produce similar polygonal cap curves under the cap construction algorithm without the first step, which we will prove in Theorem 4.7.

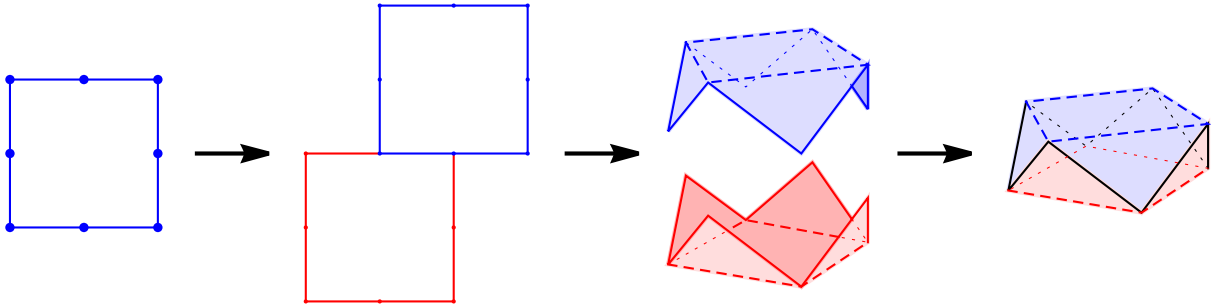


FIGURE 3. The cap construction algorithm applied on an octagon

1.2. The closed cap condition. Note that the cap construction algorithm gives a polygonal cap curve with $n+1$ vertices, and there is no guarantee from the algorithm alone that the polygonal curve is the boundary curve of a polygon—it is not even necessarily a simple closed curve. Figures 4 and 5 show two step-by-step cap construction diagrams for one polygon that results in a closed polygonal cap curve and another polygon that does not, respectively.

Figure 5 gives an example of how the cap construction algorithm may fail by resulting in an open curve. It may also fail to construct a cap despite having a closed polygonal curve as the result. Figure 6 shows one such case: when the resulting curve intersects itself, it cannot be the boundary curve of a polygon.

In this paper, we will focus on the open-curve type failure, and will primarily investigate the condition for which the cap construction algorithm gives rise to a closed polygonal curve. The question of whether the resulting polygonal cap curve self-intersects is not within the scope of this paper, and we leave it as an open problem in Question 5.2.

Definition 1.5 (Closed cap condition). An n -sided polygon P , with an enumeration of its vertices v_1, v_2, \dots, v_n in counterclockwise order, is said to satisfy the **closed cap condition** if the resulting vertices $\hat{v}_{n+1} = \hat{v}_1$ under the cap construction algorithm as described in Algorithm 1.1.

1.3. Main results. As we have seen in Figure 5, not all polygons satisfy the closed cap condition. In this paper, we prove that the gap $\hat{v}_{n+1} - \hat{v}_1$ between endpoints of the polygonal cap curve depends equally on the locations of all vertices.

Theorem 1.6. Let $n \geq 3$ be an integer. Consider the cap construction algorithm on an arbitrary n -sided polygon P . The gap between \hat{v}_{n+1} and \hat{v}_1 of the polygonal cap curve is affine dependent on the k -th vertex v_k of P for all $1 \leq k \leq n$, that is,

$$\hat{v}_{n+1} - \hat{v}_1 = T_1 v_1 + T_2 v_2 + \dots + T_n v_n$$

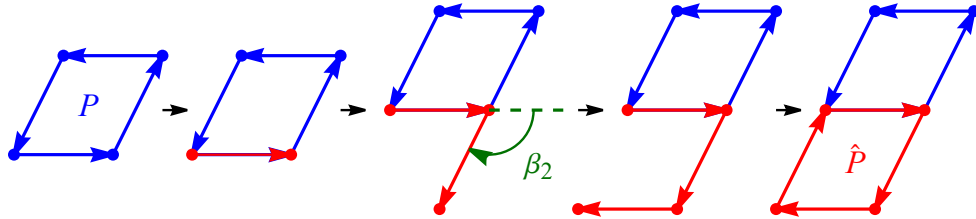


FIGURE 4. Cap construction where P results in \hat{P} that is closed.

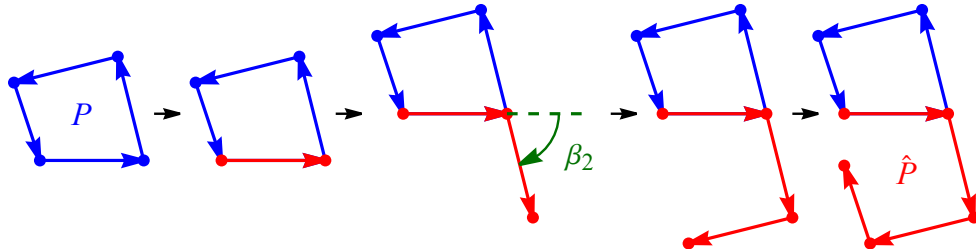


FIGURE 5. Cap construction where P results in \hat{P} that is not closed.

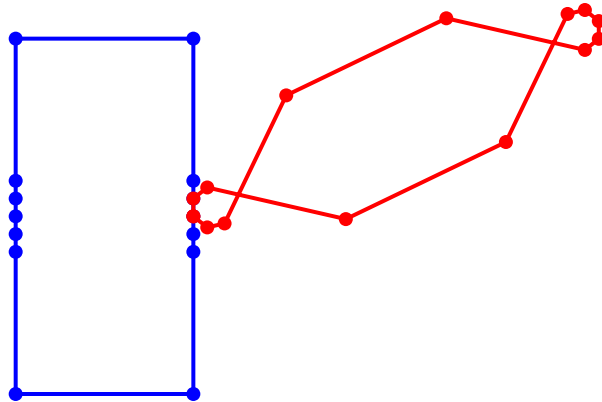


FIGURE 6. Failure of the cap construction algorithm.

for some appropriate linear transformations $T_1, \dots, T_n \in \text{GL}_2(\mathbb{R})$. Furthermore, $T_k = cR_k$, where R_k is some rotation and $c \in \mathbb{R}$ is the same constant for all k .

A consequence of Theorem 1.6 is that the closed cap condition is equivalent to a linear relation involving all vertices of an n -sided polygon.

Theorem 1.7. *Let P be an n -sided polygon with its vertices $v_1, v_2, \dots, v_n \in \mathbb{C}$ enumerated in counterclockwise order. Then P satisfies the closed cap condition if and only if*

$$\sum_{k=1}^n \omega^k v_k = 0,$$

where $\omega = e^{-4\pi i/n}$.

Theorem 1.7 is stated in terms of relations between complex numbers. We will explain in Remark 3.2 that the cap construction can be described equivalently in \mathbb{C} as well as in \mathbb{R}^2 .

1.4. Organization of the paper. In Section 2, we summarize previous work by Han [7] which classified all triangles and quadrilaterals that satisfy the closed cap condition. Specifically, they are equilateral triangles and parallelograms, respectively. These findings motivated us to study the closed cap condition on pentagons and later polygons in general.

In Sections 3 and 4, we first present a case study on pentagons, where we fix four vertices at the vertices of the unit square, and allow the fifth vertex to move freely in \mathbb{R}^2 . We prove that there is a unique position for the fifth vertex such that the resulting pentagon satisfies the closed cap condition. We further generalize the method used in the proof to demonstrate an affine dependence of the closed cap condition on all vertices. We prove Theorems 1.6 and 1.7, which show that polygons satisfying the closed cap condition are abundant.

We end our paper with Section 5 to pose open questions that arose during our research. We hope these questions inspire readers to explore polygonal cap problems. The study of polygonal caps, while being related to advanced topics such as metric spaces, differential geometry, and measure theory, generally does not depend on such topics.

1.5. Other comments and acknowledgement. In the course of this project, we explored the literature of discrete and computational geometry, most notably the work of Demaine and O’Rourke [2], which helped us develop and improve Mathematica notebooks available from [7] and [11]. All figures in this paper were created with the improved Mathematica code. A lot of paper-folding went into realizing the convex polyhedrons arising from successful cap constructions. Alexandrov’s uniqueness theorem [1] guarantees that these convex realizations are indeed good models for the topological sphere with prescribed curvature. These realizations have been studied in depth by [3], [7], and [11]. We started our research by experimenting with these realizations and trying to improve known results, although eventually, we took an alternative approach that is the scope of this paper.

We would like to thank Laura DeMarco for first introducing the harmonic cap problem to the second author and for her suggestion on adapting certain aspects of this problem into an undergraduate research project. We also thank Aaron Peterson and Santiago Cañez for their helpful suggestions. Our research was supported by a grant from the Undergraduate Research Assistant Program which is administered by the Office of Undergraduate Research at Northwestern University.

2. KNOWN RESULTS ON TRIANGLES AND QUADRILATERALS

A previous study by Han [7] focused on triangles and quadrilaterals. The study successfully classified all triangles and quadrilaterals that satisfy the closed cap condition. We summarize their results here together with their proofs.

The classification for triangles is relatively straightforward.

Proposition 2.1. *If P is a triangle that satisfies the closed cap condition, then P must be an equilateral triangle.*

Proof. Under the folding rule, we only have the three vertices of P for the convex realization. Thus the associated convex body is planar, namely a double-cover of the triangle P . At each vertex with internal angle θ , the angular defect is $2\pi - 2\theta$. For equal distribution of angular defect, we need $2\pi - 2\theta = 4\pi/3$ at each vertex. Thus all three vertices have internal angle $\theta = \pi/3$, giving an equilateral triangle. \square

The classification for quadrilaterals is more interesting—we have more than a single similarity class of quadrilaterals that satisfy the closed cap condition.

Proposition 2.2. *If P is a quadrilateral that satisfies the closed cap condition, then P must be a parallelogram.*

Proof. The supposed angular defect at each vertex is $4\pi/4 = \pi$. Thus $\alpha_k + \beta_k = \pi$ for all k . Without loss of generality, assume that the first two vertices are at $0, 1 \in \mathbb{C}$, and the next two at $a, b \in \mathbb{C}$, traced in counterclockwise order. This is justified because every line segment differs from $[0, 1]$ by a conformal affine map, or equivalently, a complex linear polynomial map. With the condition that $\theta_k \leq \pi$, we can further assume that $a, b \in \overline{\mathbb{H}} = \{z \in \mathbb{C} \mid$

$\text{Im}(z) \geq 0\}$. The closed cap condition can therefore be formulated algebraically by

$$(1 - 0) + \exp[-i(\alpha_2 + \beta_2)](a - 1) + \exp[-i(\alpha_2 + \alpha_3 + \beta_2 + \beta_3)](b - a) \\ + \exp[-i(\alpha_2 + \alpha_3 + \alpha_4 + \beta_2 + \beta_3 + \beta_4)](0 - b) = 0.$$

Because $\alpha_k + \beta_k = \pi$, we get $(1 - 0) - (a - 1) + (b - a) - (0 - b) = 0$. Thus $a - b = 1$. Therefore, $0, 1, a, b \in \mathbb{C}$ form a parallelogram with vertices traced in counterclockwise direction. \square

In addition to the classification problem, the study has also investigated the resulting convex polyhedrons from parallelograms. Note that the third vertex $v_3 = a$ uniquely determines a parallelogram in $\overline{\mathbb{H}}$. Thus every parallelogram with $v_1 = 0$ and $v_2 = 1$ can be parameterized by $\tau \in \mathbb{H}$, serving as v_3 . We will refer to this parallelogram as $Q(\tau)$.

Claim. *Within the one-parameter family $Q(\tau)$ of parallelograms,*

- (1) $Q(\tau)$ and $Q(\tau + 1)$ yield congruent convex realizations;
- (2) $Q(\tau)$ and $Q(-1/\tau)$ are similar, thus they yield similar convex realizations.

We can observe that $\tau \mapsto \tau + 1$ and $\tau \mapsto -1/\tau$ generates the modular group $\text{PSL}(2, \mathbb{Z})$. As a result of the claim above, if $a, b, c, d \in \mathbb{Z}$ with $ad - bc = 1$, then

$$Q\left(\frac{a\tau + b}{c\tau + d}\right)$$

yield a convex realization that is similar with that of $Q(\tau)$. Within the fundamental domain $D = \{\tau \in \mathbb{H} \mid |\tau| > 1, |\text{Re}(\tau)| < 1/2\}$ of the modular group, each $\tau \in D$ develops a different parallelogram, which then folds into a different convex realization.

3. CASE STUDY: UNIQUENESS OF FIFTH POINT ON A PENTAGON

In this section, we present a preliminary case study to show that given four specific vertices, there exists a unique fifth vertex that forms a pentagon satisfying the closed cap condition. We consider pentagons in \mathbb{R}^2 with four of their vertices fixed at $(0, 0)$, $(1, 0)$, $(1, 1)$, and $(0, 1)$.

Proposition 3.1. *Let P be a pentagon with the first four vertices on the unit square. Consider the cap construction algorithm. The function $f : \mathbb{R}^2 \rightarrow \mathbb{R}^2$ that takes the fifth point of the pentagon as its input and returns the endpoint of the polygonal cap curve as its output is an affine function of the form $f(v_5) = Av_5 + b$.*

Remark 3.2. We note here that the cap construction algorithm is carried out with translations and rotations of vectors that are edges of P . These operations can be neatly described by functions $\mathbb{C} \rightarrow \mathbb{C}$ —addition by a complex number corresponds to a translation; multiplication by a complex number on the unit circle corresponds to a rotation. The canonical isometry $g : \mathbb{R}^2 \rightarrow \mathbb{C}$ between the Cartesian plane and the complex plane

$$(3.1) \quad g : (x, y) \mapsto x + iy$$

is therefore very useful in the following discussion, where much of the computation is carried out with complex numbers instead of matrices and vectors.

Proof. For a pentagon P with four of its vertices at $(0,0)$, $(1,0)$, $(1,1)$, and $(0,1)$ in \mathbb{R}^2 , or isometrically 0 , 1 , $1+i$, and i in \mathbb{C} , we define the function $\tilde{f} : \mathbb{C} \rightarrow \mathbb{C}$ which takes the coordinates of the fifth vertex of P as a complex input and returns the endpoint of the polygonal cap curve \hat{P} as output. Schematically, the following diagram commutes.

$$\begin{array}{ccc} \mathbb{R}^2 & \xrightarrow{f} & \mathbb{R}^2 \\ g \downarrow & & \downarrow g \\ \mathbb{C} & \xrightarrow{\tilde{f}} & \mathbb{C} \end{array}$$

The cap construction algorithm gives

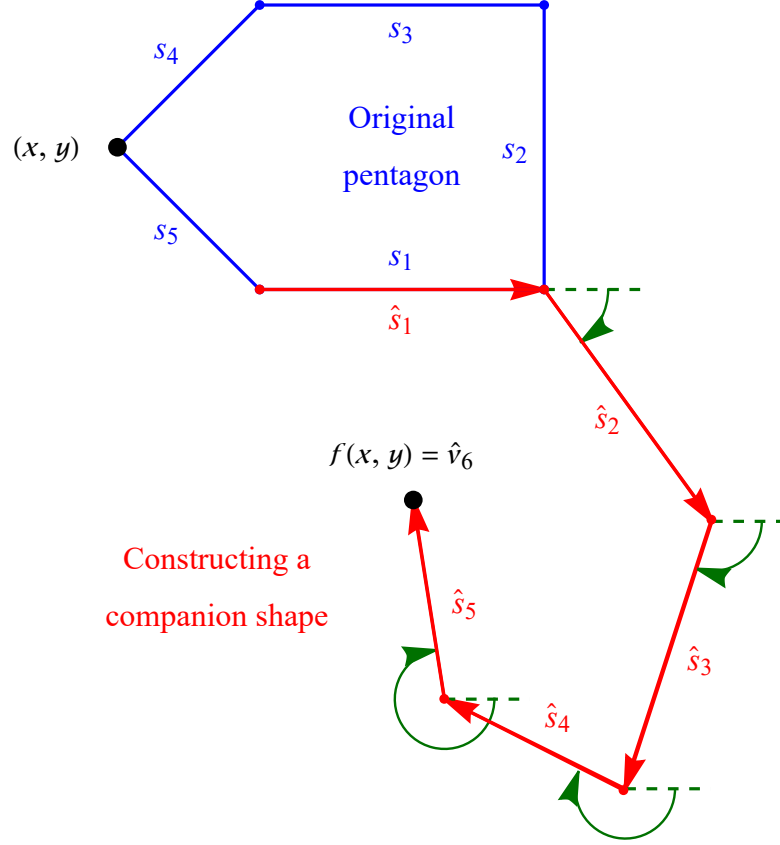
$$\begin{aligned} \tilde{f}(x+iy) = & 1 + \exp\left[-\frac{3\pi}{10}i\right] + \exp\left[-\frac{3\pi}{5}i\right] \\ & + \sqrt{x^2 + (1-y)^2} \exp\left[\left(-\frac{9\pi}{10} - \tan^{-1}\left(-\frac{x}{1-y}\right)\right)i\right] \\ & + \sqrt{x^2 + y^2} \exp\left[\left(-\frac{17\pi}{10} + \tan^{-1}\left(-\frac{x}{y}\right)\right)i\right]. \end{aligned}$$

This function realizes the cap construction algorithm to calculate the endpoint \hat{v}_6 of the polygonal cap curve. The function is a sum of five terms, each of which corresponds to an edge $\hat{s}_k = \hat{v}_{k+1} - \hat{v}_k$ of the polygonal cap curve. The first term arises from a turning angle of 0 at \hat{v}_1 and a side length of $\ell_1 = 1$, giving $1 \cdot \exp(0i) = 1$. The second term arises from a turning angle of $-\frac{3\pi}{10}$ at \hat{v}_2 added to the previous turning angle of 0, as well as a side length of $\ell_2 = 1$, giving $1 \cdot \exp\left[\left(0 + \left(-\frac{3\pi}{10}\right)\right)i\right] = \exp\left[-\frac{3\pi}{10}i\right]$. The remaining terms are calculated in a similar manner, taking the sum of the turning angles at all vertices up to \hat{v}_k as the argument, and the side length $\ell_k = |s_k|$ as the absolute value. We take the sum of all terms to “traverse” the polygonal cap curve, stopping at its endpoint and returning its value as $\hat{v}_6 \in \mathbb{C}$.

Conjugating the function \tilde{f} by the isometry g gives the desired function $f : \mathbb{R}^2 \rightarrow \mathbb{R}^2$. That is, $f = g^{-1} \circ \tilde{f} \circ g$, as shown in the commutative diagram above. Equivalently, f is a description of the function \tilde{f} in real and imaginary parts:

$$\begin{aligned} f_1(x, y) = & 1 + \cos\left(-\frac{3\pi}{10}\right) + \cos\left(-\frac{3\pi}{5}\right) + \sqrt{x^2 + (1-y)^2} \cos\left(-\frac{9\pi}{10} - \tan^{-1}\left(-\frac{x}{1-y}\right)\right) \\ & + \sqrt{x^2 + y^2} \cos\left(-\frac{17\pi}{10} + \tan^{-1}\left(-\frac{x}{y}\right)\right), \quad \text{and} \\ f_2(x, y) = & \sin\left(-\frac{3\pi}{10}\right) + \sin\left(-\frac{3\pi}{5}\right) + \sqrt{x^2 + (1-y)^2} \sin\left(-\frac{9\pi}{10} - \tan^{-1}\left(-\frac{x}{1-y}\right)\right) \\ & + \sqrt{x^2 + y^2} \sin\left(-\frac{17\pi}{10} + \tan^{-1}\left(-\frac{x}{y}\right)\right). \end{aligned}$$

Figure 7 shows the geometry of the function f as described above in individual components. Simplifying based on angle-sum trigonometric identities, we may rewrite f_1 and f_2 as

FIGURE 7. Geometry of the function f .

$$\begin{aligned}
 f_1(x, y) &= 1 + \cos\left(-\frac{3\pi}{10}\right) + \cos\left(-\frac{3\pi}{5}\right) \\
 &\quad + \left[(1 - y) \cos\left(-\frac{9\pi}{10}\right) - x \sin\left(-\frac{9\pi}{10}\right)\right] + \left[y \cos\left(-\frac{17\pi}{10}\right) + x \sin\left(-\frac{17\pi}{10}\right)\right] \\
 f_2(x, y) &= \sin\left(-\frac{3\pi}{10}\right) + \sin\left(-\frac{3\pi}{5}\right) \\
 &\quad + \left[x \cos\left(-\frac{9\pi}{10}\right) + (1 - y) \sin\left(-\frac{9\pi}{10}\right)\right] + \left[-x \cos\left(-\frac{17\pi}{10}\right) + y \sin\left(-\frac{17\pi}{10}\right)\right]
 \end{aligned}$$

We now take the partial derivatives of each of the component functions:

$$\begin{aligned} f_{1_x}(x, y) &= -\sin\left(-\frac{9\pi}{10}\right) + \sin\left(-\frac{17\pi}{10}\right) = \frac{\sqrt{5}}{2}, \\ f_{1_y}(x, y) &= -\cos\left(-\frac{9\pi}{10}\right) + \cos\left(-\frac{17\pi}{10}\right) = \frac{\sqrt{5+2\sqrt{5}}}{2}, \\ f_{2_x}(x, y) &= \cos\left(-\frac{9\pi}{10}\right) - \cos\left(-\frac{17\pi}{10}\right) = -\frac{\sqrt{5+2\sqrt{5}}}{2}, \\ f_{2_y}(x, y) &= -\sin\left(-\frac{9\pi}{10}\right) + \sin\left(-\frac{17\pi}{10}\right) = \frac{\sqrt{5}}{2}. \end{aligned}$$

Each partial derivative is constant and thus continuous. Therefore, f is differentiable and

$$A = Df(x, y) = \begin{bmatrix} \frac{\sqrt{5}}{2} & \frac{\sqrt{5+2\sqrt{5}}}{2} \\ -\frac{\sqrt{5+2\sqrt{5}}}{2} & \frac{\sqrt{5}}{2} \end{bmatrix}.$$

is a constant matrix. It shows that f is a function of the form $f(v_5) = Av_5 + b$. \square

Corollary 3.3. *There exists a unique point $v_5 \in \mathbb{R}^2$ such that the pentagon with vertices*

$$v_1 = (0, 0), v_2 = (1, 0), v_3 = (1, 1), v_4 = (0, 1), \text{ and } v_5$$

in counterclockwise order satisfies the closed cap condition.

Proof. By Proposition 3.1, the function f takes the form $f(v) = Av + b$, where $A = Df$. Because $\det(A) = \det(Df) = \frac{5+\sqrt{5}}{2} \neq 0$, we have $f^{-1}(y) = A^{-1}(y - b)$. Thus f is bijective. It follows that there exists a unique point $v_5 \in \mathbb{R}^2$ such that $f(v_5) = (0, 0)$, as desired. \square

The matrix $A = Df$ we derived in the proof of Proposition 3.1 is special in the sense that it defines a *conformal* linear transformation. This is another consequence of Remark 3.2, where rotations and translations are associated with holomorphic functions. This observation gives rise to two equivalent computation methods for cap construction—with matrix-vector algebra and with complex numbers. The isometry $g: \mathbb{R}^2 \rightarrow \mathbb{C}$ from Equation 3.1 is a bridge that draws equivalence between these two types of computations. The following corollary shows that we can choose either method for convenience when we compute for the endpoints of polygonal cap curves.

Corollary 3.4. *The function $\tilde{f}: \mathbb{C} \rightarrow \mathbb{C}$ defined in the proof of Proposition 3.1 is of the form $\tilde{f}(z) = az + b$, where $a, b \in \mathbb{C}$.*

Proof. Let $x + iy \in \mathbb{C}$. Then

$$\begin{aligned}\tilde{f}(x + iy) &= g \circ f \circ g^{-1}(x + iy) = g \circ f(x, y) \\ &= g(A(x, y) + f(0)) = g(A(x, y)) + g(f(0)) \\ &= g\left(\begin{bmatrix} \frac{\sqrt{5}}{2} & \frac{\sqrt{5+2\sqrt{5}}}{2} \\ -\frac{\sqrt{5+2\sqrt{5}}}{2} & \frac{\sqrt{5}}{2} \end{bmatrix} \begin{bmatrix} x \\ y \end{bmatrix}\right) + g(f(0)) \\ &= \left(\frac{\sqrt{5}}{2} - \frac{\sqrt{5+2\sqrt{5}}}{2}i\right)(x + iy) + g(f(0))\end{aligned}$$

Thus $a = \frac{\sqrt{5}}{2} - \frac{\sqrt{5+2\sqrt{5}}}{2}i$ and $b = g(f(0))$ give the desired constants. \square

4. AN AFFINE DEPENDENCE ON POLYGONS

In the previous case study, we observed that, fixing four specific vertices, the function $f : \mathbb{R}^2 \rightarrow \mathbb{R}^2$ that takes the fifth point of a pentagon as its input and returns the endpoint of the cap curve as its output is an affine transformation. In this section, we first generalize this result to arbitrary quadrilaterals and pentagons. We then see that it can be further generalized to n -sided polygons, and all vertices of a given polygon. Note that we will drop the assumptions $v_1 = 0$ and $v_2 = 1$ in this section (cf. Remark 1.4).

For quadrilaterals, we first note an interesting relation between corresponding edges of the original quadrilateral and the polygonal cap curve.

Proposition 4.1. *Consider the cap construction algorithm on an arbitrary quadrilateral P . The k -th edge of the polygonal cap curve \hat{P} is parallel to the corresponding k -th edge of the quadrilateral P .*

Proof. Let P be a quadrilateral with vertices $v_1, v_2, v_3, v_4 \in \mathbb{C}$, enumerated in counterclockwise order. Let $s_k = v_{k+1} - v_k$ be the k -th edge of P (taking $v_5 = v_1$). By the cap construction algorithm, $\alpha_k + \beta_k = 4\pi/4 = \pi$. Thus

$$\begin{aligned}\hat{s}_1 &= s_1 \\ \hat{s}_2 &= e^{-i\alpha_2}e^{-i\beta_2}s_2 = e^{-i(\alpha_2+\beta_2)}s_2 = -s_2 \\ \hat{s}_3 &= e^{-i(\alpha_2+\alpha_3)}e^{-i(\beta_2+\beta_3)}s_3 = e^{-i(\alpha_2+\beta_2)}e^{-i(\alpha_3+\beta_3)}s_3 = s_3.\end{aligned}$$

Likewise, we have

$$(4.1) \quad \hat{s}_4 = e^{-i(\alpha_2+\beta_2)}e^{-i(\alpha_3+\beta_3)}e^{-i(\alpha_4+\beta_4)}s_4 = -s_4.$$

This concludes that all pairs of edges (s_k, \hat{s}_k) are parallel, with s_k and \hat{s}_k in the same direction when k is odd, and opposite directions when k is even. \square

Equation 4.1 can be adapted for general use on any polygon: for an n -sided polygon, the angular defect at each vertex is $\kappa = 4\pi/n$, so that $\alpha_k + \beta_k = 4\pi/n$ for all k . It then follows that

$$(4.2) \quad \hat{s}_k = e^{-i(\alpha_2+\beta_2)}e^{-i(\alpha_3+\beta_3)} \dots e^{-i(\alpha_k+\beta_k)}s_k = e^{-4\pi(k-1)/n}s_k.$$

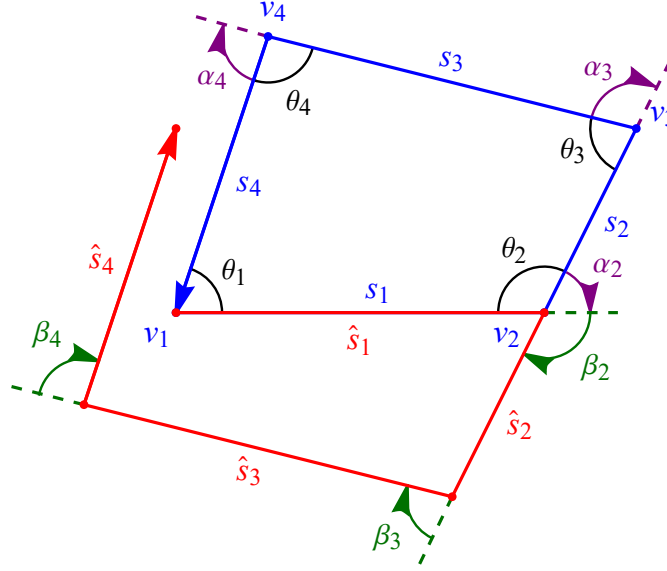


FIGURE 8. Arbitrary quadrilateral.

Equivalently, regarding s_k and \hat{s}_k as vectors in \mathbb{R}^2 , one can write

$$\hat{s}_k = R_{-4\pi(k-1)/n} s_k,$$

where $R_{-4\pi(k-1)/n}$ is the rotation matrix of $4\pi(k-1)/n$ radians in the clockwise direction.

Proposition 4.2. *Consider the cap construction algorithm on an arbitrary quadrilateral P . The endpoint \hat{v}_5 of the polygonal cap curve is affine dependent on the fourth vertex v_4 of P .*

Proof. Define the arbitrary quadrilateral P in the same way as in the proof for Proposition 4.1. Let $c = \hat{v}_3 - \hat{v}_1$ (see Figure 9). Regarding the claimed affine dependence on v_4 , c is a constant. Note that

$$\hat{v}_5 = c + \hat{s}_3 + \hat{s}_4.$$

From Proposition 4.1, we know that $\hat{s}_3 = s_3$ and $\hat{s}_4 = -s_4$. Thus

$$\hat{v}_5 = c + s_3 - s_4 = c + (v_4 - v_3) - (v_1 - v_4) = c - v_1 - v_3 + 2v_4.$$

This concludes affine dependence of \hat{v}_5 on v_4 , while holding all other vertices constant. \square

We have a similar conclusion about pentagons.

Proposition 4.3. *Consider the cap construction algorithm on an arbitrary pentagon P . The endpoint \hat{v}_6 of the polygonal cap curve is affine dependent on the fifth vertex v_5 of P .*

Proof. Let P be a pentagon with vertices $v_1, v_2, v_3, v_4, v_5 \in \mathbb{C}$ enumerated in counterclockwise order, and let $s_k = v_{k+1} - v_k$ be its sides. Let $c = \hat{v}_4 - \hat{v}_1$ (See Figure 9). Then

$$\hat{v}_6 = c + \hat{s}_4 + \hat{s}_5.$$

With equation 4.2, we establish the relation between \hat{s}_k and s_k for pentagons:

$$\hat{s}_k = e^{-4\pi(k-1)/5} s_k = \omega^{k-1} s_k,$$

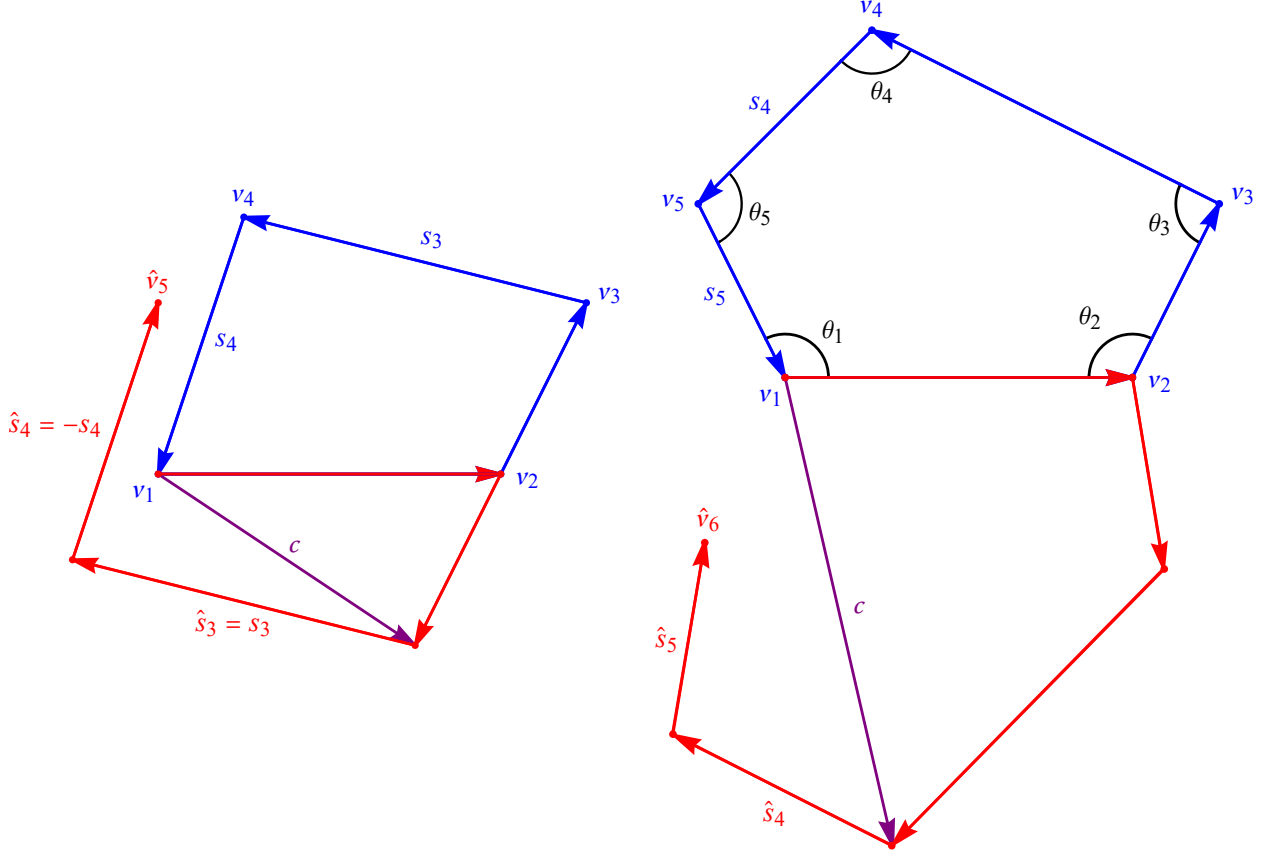


FIGURE 9. Arbitrary quadrilateral and pentagon with their respective polygonal cap curves.

where $\omega = e^{-4\pi i/5}$. Thus

$$\begin{aligned}\hat{v}_6 &= c + \omega^3 s_4 + \omega^4 s_5 \\ &= c + \omega^3(v_5 - v_4) + \omega^4(v_1 - v_5) \\ &= (c + \omega^4 v_1 - \omega^3 v_4) + (\omega^3 - \omega^4)v_5.\end{aligned}$$

This concludes that \hat{v}_6 is affine dependent on v_5 , while holding all other vertices constant. \square

Remark 4.4. The constant multiplier $\omega^3 - \omega^4$ corresponding to v_5 in the preceding proof confirms the numerical values we obtained from the proofs of Corollaries 3.3 and 3.4:

$$\omega^3 - \omega^4 = \frac{\sqrt{5}}{2} - \frac{\sqrt{5+2\sqrt{5}}}{2}i = a, \text{ and } |\omega^3 - \omega^4| = \frac{5+\sqrt{5}}{2} = \det(A).$$

We can generalize Propositions 4.2 and 4.3 to arbitrary n-gons for all $n \geq 3$.

Corollary 4.5. *Let $n \geq 3$ be an integer. Consider the cap construction algorithm on an arbitrary n -sided polygon P . The endpoint \hat{v}_{n+1} of the polygonal cap curve is affine dependent on the n -th vertex v_n of P .*

Proof. The proof will proceed in virtually the same way as that for Proposition 4.3, with modifications $\omega = e^{-4\pi i/n}$, $c = \hat{v}_{n-1} - \hat{v}_1$, and

$$\hat{v}_{n+1} = c + \omega^{n-2}s_{n-1} + \omega^{n-1}s_n = (c + \omega^{n-1}v_1 - \omega^{n-2}v_{n-1}) + (\omega^{n-2} - \omega^{n-1})v_n. \quad \square$$

Finally, affine dependence can be generalized to any vertex, rather than only the final vertex, of an arbitrary n -sided polygon.

Lemma 4.6. *Let $n \geq 3$ be an integer. Consider the cap construction algorithm on an arbitrary n -sided polygon P . The gap between \hat{v}_{n+1} and \hat{v}_1 of the polygonal cap curve is affine dependent on the k -th vertex v_k of P for all $1 \leq k \leq n$, that is,*

$$\hat{v}_{n+1} - \hat{v}_1 = c_1v_1 + c_2v_2 + \cdots + c_nv_n$$

for some $c_1, \dots, c_n \in \mathbb{C}$. Furthermore, all of these constants c_1, \dots, c_n have the same absolute value.

Proof. Let P be an n -sided polygon with vertices $v_1, \dots, v_n \in \mathbb{C}$ enumerated in counterclockwise order, and let $s_k = v_{k+1} - v_k$ be its sides. By equation 4.2, we have $\hat{s}_k = \omega^{k-1}s_k$, where $\omega = e^{-4\pi i/n}$. By the cap construction algorithm,

$$\begin{aligned} \hat{v}_{n+1} &= \hat{v}_1 + \hat{s}_1 + \hat{s}_2 + \cdots + \hat{s}_{n-1} + \hat{s}_n \\ &= v_1 + \omega^0s_1 + \omega^1s_2 + \cdots + \omega^{n-2}s_{n-1} + \omega^{n-1}s_n \\ &= v_1 + \omega^0(v_2 - v_1) + \omega^1(v_3 - v_2) + \cdots + \omega^{n-2}(v_n - v_{n-1}) + \omega^{n-1}(v_1 - v_n) \\ &= \omega^{n-1}v_1 + (\omega^0 - \omega^1)v_2 + (\omega^1 - \omega^2)v_3 + \cdots + (\omega^{n-2} - \omega^{n-1})v_n. \end{aligned}$$

Thus

$$(4.3) \quad \hat{v}_{n+1} - \hat{v}_1 = \sum_{k=1}^n (\omega^{k-2} - \omega^{k-1})v_k = \sum_{k=1}^n (1 - \omega)\omega^{k-2}v_k.$$

This shows that $\hat{v}_{n+1} - \hat{v}_1$ is affine dependent on all v_k . Furthermore,

$$|c_k| = |(1 - \omega)\omega^{k-2}| = |1 - \omega|$$

for all $1 \leq k \leq n$. \square

Theorem 1.6 follows immediately from Lemma 4.6—they are the same result stated in \mathbb{R}^2 and \mathbb{C} , respectively.

Equation 4.3 is a linear relation between vertices v_k and the gap $\hat{v}_{n+1} - \hat{v}_1$ between the endpoints of the polygonal cap curve. The closed cap condition is precisely $\hat{v}_{n+1} - \hat{v}_1 = 0$. Theorem 1.7 therefore follows readily.

Theorem 1.7. *Let P be an n -sided polygon with its vertices $v_1, v_2, \dots, v_n \in \mathbb{C}$ enumerated in counterclockwise order. Then P satisfies the closed cap condition if and only if*

$$\sum_{k=1}^n \omega^k v_k = 0,$$

where $\omega = e^{-4\pi i/n}$.

Proof. Observe that

$$\sum_{k=1}^n \omega^k v_k = (1 - \omega)^{-1} \omega^2 \sum_{k=1}^n (1 - \omega) \omega^{k-2} v_k = (1 - \omega)^{-1} \omega^2 (\hat{v}_{n+1} - \hat{v}_1) = 0.$$

Thus $\hat{v}_{n+1} - \hat{v}_1 = 0$ if and only if $\sum_{k=1}^n \omega^k v_k = 0$. \square

An immediate conclusion from Theorem 1.7 is that the space of n -sided polygons satisfying the closed cap condition is locally complex $(n - 1)$ -dimensional.

We finish our exposition with a justification for a claim in Remark 1.4.

Theorem 4.7. *If P and Q are similar polygons, then their respective polygonal cap curves \hat{P} and \hat{Q} under the cap construction algorithm are similar.*

Proof. Let P be an n -sided polygon with vertices $v_1, \dots, v_n \in \mathbb{C}$ enumerated in counterclockwise order. As a similar polygon, Q must have an enumeration of vertices $w_1, \dots, w_n \in \mathbb{C}$ such that $w_k = av_k + b$, where $a, b \in \mathbb{C}$ and $a \neq 0$. By the cap construction algorithm, we have

$$\begin{aligned} \hat{w}_{k+1} &= w_1 + \omega^0(w_2 - w_1) + \omega^1(w_3 - w_2) + \dots + \omega^{k-1}(w_{k+1} - w_k) \\ &= (av_1 + b) + a\omega^0(v_2 - v_1) + a\omega^1(v_3 - v_2) + \dots + a\omega^{k-1}(v_{k+1} - v_k) \\ &= a[v_1 + \omega^0(v_2 - v_1) + \omega^1(v_3 - v_2) + \dots + \omega^{k-1}(v_{k+1} - v_k)] + b \\ &= a\hat{v}_{k+1} + b \end{aligned}$$

for all $2 \leq k \leq n$, where we take $w_{k+1} = w_1$ and $v_{k+1} = v_1$. Thus the polygonal cap curves \hat{P} and \hat{Q} are similar. \square

5. OPEN QUESTIONS AND FUTURE WORK

We begin this section with the question that got us started with this project.

Question 5.1. Let P and \hat{P} be two complementary components of the development of a convex polyhedron such that the polygonal cap of P under the cap construction algorithm is \hat{P} .

- (1) Determine the folding lines interior of P and \hat{P} that realizes the convex polyhedron.
- (2) Furthermore, classify n -sided polygons ($n \geq 5$) which result in congruent or similar polyhedrons.

This would be a natural continuation on the work of Han [7], where she studied and classified triangles and quadrilaterals. It turned out to be a significantly more involved question for pentagons, which also required us to have an improved understanding of the closed cap condition.

As indicated in Section 1, the closed cap condition cannot tell whether the resulting polygonal cap curve intersects with itself. Thus the equivalent condition in Theorem 1.7 is a *local* condition at best—if P satisfies the closed cap condition, then there is an $(n - 1)$ -complex-dimensional neighborhood of polygons that also satisfies the closed cap condition.

Question 5.2. Consider the subspace V of \mathbb{C}^n defined by $\sum_{k=1}^n \omega^k v_k = 0$.

- (1) Describe the subset of V that represents all valid n -sided polygons, that is, simple closed polygonal curves of n sides.
- (2) Describe the subset of V that represents all n -sided polygons with simple closed polygonal cap curves.

The next question was proposed in [3], which is an interesting take on the converse of Alexandrov's theorem.

Question 5.3. Let P be an n -sided polygon, with side lengths ℓ_1, \dots, ℓ_n and internal angle θ_k at each of its vertices v_k .

- (1) Give an explicit description of all distributions of angular defect $\kappa(v_k)$ at the vertices v_k so that P satisfies the closed cap condition with respect to κ .
- (2) Furthermore, provide conditions under which the resulting convex polyhedron is planar.

Finally, we present a question that requires some advanced background knowledge, which puts this study into the broader picture of research in harmonic caps.

Given a Jordan domain P and the associated harmonic measure $\mu(\mathbb{R}^2 \setminus P, \infty)$, we construct a polygonal cap in the following way. Let $\Phi: \mathbb{C} \setminus \overline{\mathbb{D}} \rightarrow \mathbb{C} \setminus \overline{P}$ be a conformal isomorphism that fixes ∞ . Carathéodory's theorem [6] guarantees that Φ extends continuously onto ∂P . This allows

- (1) the vertices $v_{n,k} = \Phi(e^{2\pi k/n})$ to approximate ∂P , and
- (2) the atomic measure $\kappa_n = \frac{1}{n} \sum_{k=1}^n \delta(v_{n,k})$ to approximate the harmonic measure μ ,

when n is sufficiently large. If the vertices $v_{n,k}$ are the inputs of the cap construction algorithm, the resulting polygonal cap curves \hat{P}_n appear to converge to a certain shape as n increases. This process was used in [3, 7, 11] to approximate the harmonic cap \hat{P}_μ , while approximations to the conformal isomorphism Φ were obtained using various methods including Leja points [8], the Zipper algorithm [9], and Schwartz-Christoffel mappings [4]. However, polygons formed by $v_{n,k}$ often miss the closed cap condition by a small margin, and as n increases, the gap between $\hat{v}_{n,1}$ and $\hat{v}_{n,n+1}$ gets smaller and smaller. The question we pose here seeks a rigorous justification of approximating harmonic caps with this process.

Question 5.4. Prove that $\hat{P}_n \rightarrow \hat{P}_\mu$ in some appropriate sense.

REFERENCES

- [1] ALEXANDROV, A. *Convex Polyhedra*. Springer Monographs in Mathematics. Springer Berlin Heidelberg, 2006.
- [2] DEMAINE, E. D., AND O'ROURKE, J. *Geometric Folding Algorithms: Linkages, Origami, Polyhedra*. Cambridge University Press, 2007.
- [3] DEMARCO, L., AND LINDSEY, K. Convex shapes and harmonic caps. *Arnold Mathematical Journal* 3, 1 (Apr 2017), 97–117.
- [4] DRISCOLL, T. A. Algorithm 756: A MATLAB toolbox for Schwarz-Christoffel mapping. *ACM Trans. Math. Softw.* 22, 2 (June 1996), 168–186.

- [5] FEDERICO, P. J. *Descartes on polyhedra: a study of the “De solidorum elementis”*, vol. 4. Springer Science & Business Media, 1982.
- [6] GARNETT, J. B., AND MARSHALL, D. E. *Harmonic Measure*. New Mathematical Monographs. Cambridge University Press, 2005.
- [7] HAN, Y. Polygons, companion shapes and the construction of polyhedra [poster]. Undergraduate Research and Art Expo, Northwestern University, Apr 2018.
- [8] LINDSEY, K. personal communication, 2017.
- [9] MARSHALL, D. E., AND ROHDE, S. Convergence of a variant of the zipper algorithm for conformal mapping. *SIAM Journal on Numerical Analysis* 45, 6 (2007), 2577–2609.
- [10] TÓTH, C., GOODMAN, J., AND O’ROURKE, J. *Handbook of Discrete and Computational Geometry*. Discrete mathematics and its applications. CRC Press, 2017.
- [11] WENG, S. *Harmonic Caps and Planar Conformal Geometry*. PhD thesis, Northwestern University, 2020.

DEPARTMENT OF MATHEMATICS, NORTHWESTERN UNIVERSITY, EVANSTON, IL 60208

Email address: MercedesSandu2024@u.northwestern.edu

DEPARTMENT OF MATHEMATICS, NORTHWESTERN UNIVERSITY, EVANSTON, IL 60208

Email address: sweng@math.northwestern.edu

DEPARTMENT OF MATHEMATICS, NORTHWESTERN UNIVERSITY, EVANSTON, IL 60208

Email address: JadeZhang2024@u.northwestern.edu