

# E-BRANCHFORMER: BRANCHFORMER WITH ENHANCED MERGING FOR SPEECH RECOGNITION

Kwangyoun Kim<sup>1</sup>, Felix Wu<sup>1</sup>, Yifan Peng<sup>2\*</sup>, Jing Pan<sup>1</sup>, Prashant Sridhar<sup>1</sup>, Kyu J. Han<sup>1</sup>, Shinji Watanabe<sup>2</sup>

<sup>1</sup>ASAPP Inc., Mountain View, CA, USA

<sup>2</sup>Carnegie Mellon University, Pittsburgh, PA, USA

## ABSTRACT

Conformer, combining convolution and self-attention sequentially to capture both local and global information, has shown remarkable performance and is currently regarded as the state-of-the-art for automatic speech recognition (ASR). Several other studies have explored integrating convolution and self-attention but they have not managed to match Conformer’s performance. The recently introduced Branchformer achieves comparable performance to Conformer by using dedicated branches of convolution and self-attention and merging local and global context from each branch. In this paper, we propose E-Branchformer, which enhances Branchformer by applying an effective merging method and stacking additional point-wise modules. E-Branchformer sets new state-of-the-art word error rates (WERs) 1.81% and 3.65% on LibriSpeech test-clean and test-other sets without using any external training data.

**Index Terms**— Automatic speech recognition, Conformer, Branchformer, Librispeech

## 1. INTRODUCTION

Automatic speech recognition (ASR) is a speech-to-text task, critical to enable spoken language understanding [1, 2, 3]. Recently, there has been a growing interest in end-to-end (E2E) ASR models for their simplicity, efficiency, and competitive performance. Thanks to many improvements in E2E ASR modeling such as new model architectures [4, 5, 6], training objectives [4, 5, 7, 8], and data augmentation methods [9, 10, 11], E2E ASR continues to take over conventional hybrid ASR in various voice recognition applications.

An acoustic encoder that extracts features from audio inputs plays a vital role in all E2E ASR models regardless of which training objective is applied to optimization. Recurrent neural networks [4, 12, 13, 14] used to be the de facto model choice for an encoder. Later, many convolution-based [15, 16, 17] and Transformer-based [6, 18, 19, 20] models have also been introduced. The strength of multi-head self-attention in capturing global context has allowed the Transformer to show competitive performance. Transformers and their variants have been further studied to reduce computation cost [21, 22, 23, 24, 25] or to train deep models stably [26]. In parallel, several studies have investigated how to merge the strengths of multi-head self-attention with those of other neural units. The combination of a recurrent unit with self-attention, which does not require explicit positional embeddings, shows stable performance even in long-form speech recognition [27]. Besides, Conformer [28] which combines convolution and self-attention sequentially, and Branchformer [29] which does the combination in

parallel branches, both exhibit superior performance to the Transformer by processing local and global context together.

In this work, we extend the study of combining local and global information and propose *E-Branchformer*, a descendent of Branchformer which enhances the merging mechanism. Our enhanced merging block utilize one additional lightweight operation, a depth-wise convolution, which reinforces local aggregation. Our experiments show that E-Branchformer surpasses Conformer and Branchformer on both test-clean and test-other in LibriSpeech. Our specific contribution includes:

1. The first Conformer baseline implementation that matches Google’s Conformer [28] results.
2. An improved Branchformer baseline that has a 0.2% and 0.5% improvement in absolute WER.
3. An extensive study on various ways to merge local and global branches.
4. The new E-Branchformer encoder architecture which sets a new state-of-the-art performance (1.81% and 3.65% WER on test-clean and test-other) on LibriSpeech under the constraint of not using any external data.
5. Our code will be released at [https://anonymized\\_url](https://anonymized_url) for reproducibility.

## 2. RELATED WORK

### 2.1. End-to-end Automatic Speech Recognition Models

E2E ASR models can be roughly categorized into three main types based on their training objectives and decoding algorithms: connectionist temporal classification models [7], transducer models [5], and the attention-based encoder-decoder (AED) models, a.k.a. Listen, Attend, and Spell (LAS) models [4].

Regardless of the training objective and high-level framework, almost all E2E ASR models share a similar backbone; an acoustic encoder which encodes audio features into a sequence of hidden feature vectors. Many studies have explored different modeling choices for the acoustic encoder. Recurrent neural networks [4, 5, 12, 13, 30] encode audio signals sequentially; convolution alternatives [15, 16, 17] process local information in parallel and aggregate them as the network goes deeper; self-attention [6, 18, 19, 20] allows long-range interactions and achieves superior performance. In this work, we focus only on applying the E-Branchformer encoder under the AED framework, but it can also be applied to CTC or transducer models like the Conformer.

\*Work done during an internship at ASAPP.

## 2.2. Combining Self-attention with Convolution

Taking the advantages of self-attention and convolution to capture both long-range and local patterns has been studied in various prior works. They can be categorized into two regimes: applying them sequentially or in parallel (i.e., in a multi-branch manner).

### 2.2.1. Sequentially

To the best of our knowledge, QANet [31] for question answering is the first model that combines convolution and self-attention in a sequential order. QANet adds two additional convolution blocks (with residual connections) before the self-attention block in each Transformer layer. Evolved Transformer [32] also combines self-attention and convolution in a sequential manner. In computer vision, non-local neural networks [33] also show that adding self-attention layer after convolution layers enables the model to capture more global information and improves the performance on various vision tasks. Recently, a series of vision Transformer variants that apply convolution and self-attention sequentially are also proposed including CvT [34], CoAtNet [35], ViTAEv2 [36], MaxViT [37]. In speech, Gulati et al. [28] introduce Conformer models for ASR and show that adding a convolution block after the self-attention block achieves the best performance compared to applying it before or in parallel with the self-attention.

### 2.2.2. In parallel

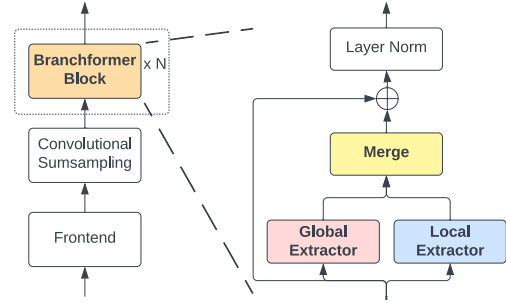
Wu et al. [38] propose Lite Transformer using Long-Short Range Attention (LSRA) which applies multi-head attention and dynamic convolution [39] in parallel and concatenates their outputs. Lite Transformer is more efficient and accurate than Transformer baselines on various machine translation and summarization tasks. Jiang et al. [40] extend this to large scale language model pretraining and introduce ConvBERT which combines multi-head attention and their newly proposed span-based dynamic convolution with shared queries and values in two branches. Experiments show that ConvBERT outperforms attention-only baselines (ELECTRA [41] and BERT [42]) on a variety of natural language processing tasks. In computer vision, Pan et al. [43] shares a similar concept except that they decompose a convolution into a point-wise projection and a shift operation. In speech, Branchformer combines self-attention and the convolutional spatial gating unit (CSGU) [44] achieving performance comparable with the Conformer. We will introduce more details in Section 3.

### 2.2.3. Hybrid - both Sequentially and in parallel

Recently, Inception Transformer [45] which has three branches (average pooling, convolution, and self-attention) fused with a depth-wise convolution achieves impressive performance on several vision tasks. Our E-Branchformer shares a similar spirit of combining local and global information both sequentially and in parallel.

## 3. PRELIMINARY: BRANCHFORMER

Figure 1 shows the high-level architecture of the Branchformer encoder, which uses a frontend and a convolutional subsampling layer to extract low-level speech features and then applies several Branchformer blocks. There are three components in each Branchformer block — a global extractor branch, a local extractor branch, and a merge module.

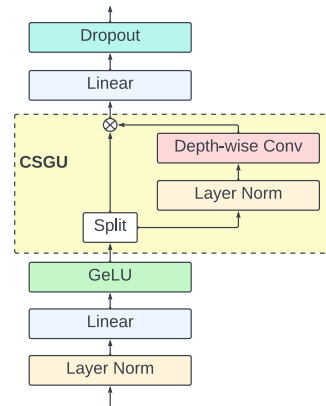


**Fig. 1:** A figure of the Branchformer-based Encoder and a single Branchformer Block. There are two parallel branches to extract global and local context, and the merge module combines outputs of branches.

The **global extractor branch** is a conventional self-attention block in Transformer. It uses the pre-norm [46] setup where a layer norm (LN) [47], a multi-head self-attention (MHSA), and a dropout [48] are applied sequentially as follows:

$$\mathbf{Y}_G = \text{Dropout}(\text{MHSA}(\text{LN}(\mathbf{X}))), \quad (1)$$

where  $\mathbf{X}, \mathbf{Y}_G \in \mathbb{R}^{T \times d}$  denote the input and the global-extractor branch output with a length of  $T$  and a hidden dimension of  $d$ . Like the Conformer, Branchformer uses relative positional embeddings, which generally shows better performance than absolute positional embeddings in ASR and NLU tasks [28, 49]. In the paper, the authors also explore more efficient attention variants to reduce computational cost, which leads to some degradation in accuracy.



**Fig. 2:** A figure of the Local extractor branch in Branchformer. This branch uses the Multi-Layer Perceptron (MLP) with convolutional gating (cgMLP) [44].

Figure 2 illustrates the **local extractor branch** in Branchformer. After LayerNorm, the input features are first projected to a higher dimension  $d_{\text{inter}}$  (usually  $d_{\text{inter}} = 6d$ ) followed by a GELU activation [50]. Then, a Convolutional Spatial Gating Unit (CSGU) [44] is applied to encode local information. The CSGU block first splits the features into two parts (each with  $d_{\text{inter}}/2$  dimensions), then applies LayerNorm and depth-wise convolution on one of them, and finally multiplies two branches element-wise. The output of CSGU is projected back to  $d$  dimensions followed by dropout. Precisely, the local

extractor branch processes input  $\mathbf{X}$  and generates  $\mathbf{Y}_L$  as follows:

$$\mathbf{Z} = \text{GELU}(\text{LN}(\mathbf{X})\mathbf{U}), \quad (2)$$

$$[\mathbf{A} \ \mathbf{B}] = \mathbf{Z}, \quad (3)$$

$$\tilde{\mathbf{Z}} = \text{CSGU}(\mathbf{Z}) = \mathbf{A} \otimes \text{DwConv}(\text{LN}(\mathbf{B}), \mathbf{K}), \quad (4)$$

$$\mathbf{Y}_L = \text{Dropout}(\tilde{\mathbf{Z}}\mathbf{V}), \quad (5)$$

where  $\mathbf{Z} \in \mathbb{R}^{T \times d_{\text{inter}}}$ ,  $\mathbf{A}, \mathbf{B}, \tilde{\mathbf{Z}} \in \mathbb{R}^{T \times d_{\text{inter}}/2}$  are intermediate hidden features,  $\otimes$  is element-wise product,  $\mathbf{K} \in \mathbb{R}^{k \times d_{\text{inter}}/2}$  is the trainable kernel of the depth-wise convolution with kernel size  $k$ , and  $\mathbf{U} \in \mathbb{R}^{d \times d_{\text{inter}}}$ ,  $\mathbf{V} \in \mathbb{R}^{d_{\text{inter}}/2 \times d}$  denote the trainable weights of two linear projections. The local extractor branch outputs  $\mathbf{Y}_L \in \mathbb{R}^{T \times d}$ .

In the **merge module**, Branchformer simply concatenates two outputs  $\mathbf{Y}_G$  and  $\mathbf{Y}_L$  and then applies a linear projection to reduce the dimensionality back to  $d$ :

$$\mathbf{Y}_{\text{Merge}} = \text{Concat}(\mathbf{Y}_G, \mathbf{Y}_L)\mathbf{W}, \quad (6)$$

where  $\mathbf{W} \in \mathbb{R}^{2d \times d}$  is the trainable weights of the linear projection.

Alternatively, a weighted average method can be applied, which uses a scale for each branch and sum them up.

$$\mathbf{Y}_{\text{Merge}} = w_g \mathbf{Y}_G + w_l \mathbf{Y}_L, \quad (7)$$

where  $w_g, w_l \in \mathbb{R}$  are the weights for the global and the local branch, respectively. The attention-based pooling can be applied to compute the weights,  $w_g, w_l$ . It is also possible to arbitrarily adjust the weight of each branch. A branch's weight can also be set to 0 to exclude the corresponding branch to reduce the amount of computation or for other purposes, which is called a branch drop. In addition, the weighted average method can be used to share a more reliable and interpretable analysis, such as the importance of each branch at a specific layer, by comparing and plotting the weight values. But, in terms of the accuracy, experiments show that the concatenation method is simpler but more accurate.

## 4. E-BRANCHFORMER

### 4.1. Enhanced Merge Module

We argue that it is suboptimal to combine the outputs of the two branches in the Branchformer point-wise and linearly. In this work, we study several potential modifications of the merging module that take temporal information into account. With such merge modules, self-attention and convolution would be combined sequentially and in parallel. Figure 3 depicts the original merge module and five enhanced versions.

#### 4.1.1. Depth-wise Convolution

We introduce depth-wise convolution to the merge module allowing it to take adjacent features into account when combining information from two branches. Notably, a depth-wise convolution requires little computation and has a negligible effect on the speed of the model. The original merge module in Branchformer concatenates outputs from the global and the local extractor and performs a linear projection along the feature dimension. In other words, the globalized and the localized context are computed in parallel and fused only across channels (as shown in Figure 3b). Presumably, using nearby information can improve the merge process. Similar to Inception-Transformer [45], we employ a depth-wise convolution to add the

spatial information exchanging (as described in Figure 3c). Formally, the outputs from the global  $\mathbf{Y}_G$  and the local  $\mathbf{Y}_L$  branch are merged:

$$\mathbf{Y}_C = \text{Concat}(\mathbf{Y}_G, \mathbf{Y}_L), \quad (8)$$

$$\mathbf{Y}_D = \text{DwConv}(\mathbf{Y}_C), \quad (9)$$

$$\mathbf{Y}_{\text{Merge}} = (\mathbf{Y}_C + \mathbf{Y}_D)\mathbf{W}, \quad (10)$$

where DwConv stands for the depth-wise convolution and  $\mathbf{W} \in \mathbb{R}^{2d \times d}$  is the trainable weights of the linear projection.

Originally, the Inception-Transformer uses pooling and upsampling to reduce the amount of computation for the multi-head self-attention, which has quadratic time complexity with respect to the input sequence length. However, those pooling and upsampling operations make spatial information excessively smooth. Hence, when they combine the outputs of branches they utilize the depth-wise convolution to refine them. Despite not having such a smoothing issue, we discover that adding depth-wise convolution to spatially refine the extracted information from two branches enhances the merge process. Beside enlarging the kernel size, we also explore ways to obtain information from more diverse perspectives through an additional convolution branch with different kernel size in parallel [51, 52] (as shown in Figure 3d).

#### 4.1.2. Squeeze-and-Excitation

We examine a Squeeze-and-Excitation (SE) block [17, 53] to utilize global information during the merge process. An SE block takes a global average pooling over the temporal dimension, feeds it to a tiny two-layer Feed-Forward Network (FFN) to produce a channel-wise gate. Precisely,

$$\bar{\mathbf{y}}_D = \frac{1}{T} \sum_{t=1}^T \mathbf{Y}_{Dt}, \quad (11)$$

$$\mathbf{g} = \sigma(\text{MLP}(\bar{\mathbf{y}}_D)) = \sigma(\text{Swish}(\bar{\mathbf{y}}_D \mathbf{W}_1)) \mathbf{W}_2, \quad (12)$$

$$\mathbf{Y}'_{Di} = \mathbf{g}_i \odot \mathbf{Y}_{Di} \quad \forall i \in \{1, \dots, d\}, \quad (13)$$

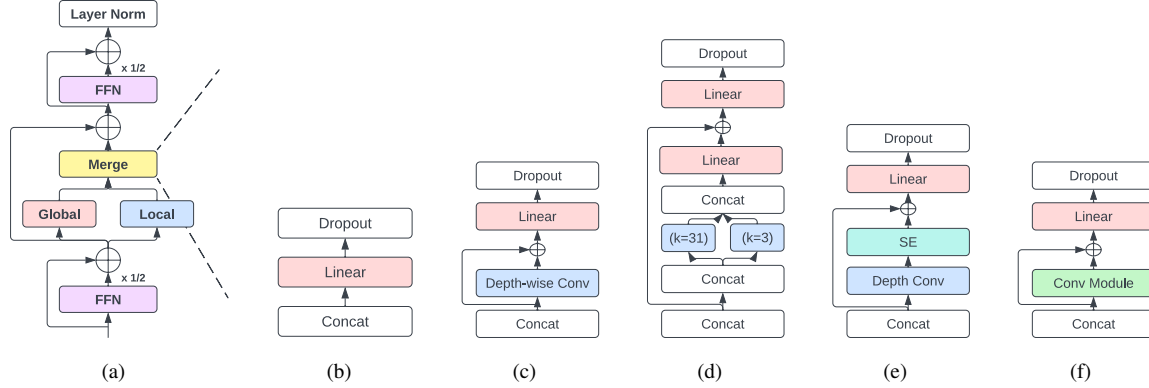
$$\mathbf{Y}_{\text{Merge}} = (\mathbf{Y}_C + \mathbf{Y}'_D)\mathbf{W}, \quad (14)$$

where  $\mathbf{Y}_D$  is of the output of depth-wise convolution in Eq. 9, Swish and  $\sigma$  are Swish [54] and sigmoid non-linearity, respectively,  $\odot$  denotes channel-wise multiplication, and  $\mathbf{W}_1 \in \mathbb{R}^{d \times d/8}$  and  $\mathbf{W}_2 \in \mathbb{R}^{d/8 \times d}$  are the trainable weights of the two-layer MLP. We omit the bias terms in all linearly transformation for simplicity. The outputs of depth-wise convolution  $\mathbf{Y}_D$  are now gated by the global information to produce the merge output  $\mathbf{Y}_{\text{Merge}}$ .

### 4.2. Revisiting the Point-wise Feed-Forward Network

Since Branchformer has two linear projection layers in the cgMLP-base local extractor branch, for computational efficiency, it does not have FFN blocks like Transformer and Conformer. However, the role of the linear projections in the cgMLP and the FFNs could be different — the FFNs in Transformer are used to refine pointwise information after temporal features are aggregated.

Transformer and its variants commonly stack multi-head self-attention and FFN modules in an interleaving pattern. According to a study [55], models trained by stacking in random order sometimes outperforms the interleaving pattern. They also conduct experiments to intentionally stack a specific module on the bottom or top in order to achieve better performance. In other words, the multi-head



**Fig. 3:** A figure of (a) the proposed E-Branchformer block and different methods for the merge module: (b) is used in Branchformer, (c) is applying a depth-wise convolution, and (d) uses multiple convolutions with different kernel size, e.g., 31 and 3. (e) employs a squeeze-and-excitation block, and (f) replaces a depth-wise convolution with the convolution module in Conformer [28].

attention and the FFNs may not necessarily be stacked in interleaving patterns. However, they also say that using a balanced number of multi-head self-attention and FFN modules is not necessary, but it is generally desirable. In our case, it is possible that stacking E-Branchformer with FFN modules may perform better than stacking only E-Branchformer. In this direction, when building the Encoder, we revisit the FFNs or the macaron-style FFNs with  $4d$  intermediate dimension and stack them together with E-Branchformer in an interleaving pattern to increase the expected model capacity.

## 5. EXPERIMENTS

### 5.1. Experimental Setups

We conduct experiments mainly on the LibriSpeech dataset [56], which contains approximately 1000 hours of transcribed speech and an additional text-only corpus mainly used for the external language model.

ESPnet [57] is used for all experiments. ESPnet, an open source toolkit, has been widely used in many publications, and most paper experimental results are released as recipes or downloadable models. We utilize this to perform more accurate comparisons with existing methods.

We employ the attention-based encoder-decoder model (AED) as our base structure for all experiments. We use 80 dimensional log Mel features as input extracted with a 32ms window size and a 10ms stride. At the bottom of the encoder is a convolutional subsampling module consisting of two 2D convolution layers, a ReLU and a linear layer. Each convolution layer uses a (3x3) kernel and a (2x2) stride effectively subsampling by a factor of 4, and the channel size of each convolution layer is the same as the hidden dimension of the encoder. Our proposed E-Branchformer blocks are stacked on top of the subsampling module. We consider two main model sizes, Base and Large, and parameters are adjusted according to the experiment. The default Base encoder consists of 16 layers. For each layer, we use a feature hidden dimension  $d$  of 256. The default Large encoder has 17 layers with a feature dimension of 512. The number of heads in the self-attention is  $d/64$  and the intermediate hidden dimension of the cgMLP and the FFN are  $6d$  and  $4d$ , respectively. When applying the macaron-style FFN, we reduce the number of layers or narrow down the intermediate hidden dimension of the FFN as  $2d$  to fit the model size. For the encoder, we use a dropout rate and a layer

dropout rate of 0.1. We use the swish activation in FFNs and convolution modules, and the kernel size of the convolution modules is 31. For all experiments, we employ a 6-layer Transformer decoder with the same feature hidden dimension  $d$  as in the encoder. The dropout rate is adjusted to 0.2.

### 5.2. Training

During training, we apply SpecAug [10] using 2 frequency-masks with parameter  $F$  of 27, and 10 time-masks with parameters  $p$  of 0.05. In addition, we augment our dataset by Speed Perturbation with scaling factors of 0.9, 1.0, and 1.1. We employ a joint CTC-attention loss function with a CTC loss weight of 0.3. A label smoothing weight of 0.1 and a weight decay of  $10^{-6}$  are also utilized. We apply the learning rate scheduling scheme named *warmuplr* already implemented in ESPnet, which has a warm-up and a decay stage. We use 40K steps for the warm-up stage, and the model is trained for 80 epochs which are about 220K steps. We select the final model by averaging 10 checkpoints with the highest validation accuracy. Since we train and test models using online-published recipes, most base experimental results are easily reproducible. We also use the automatic mixed-precision training implemented in PyTorch.

### 5.3. Inference

We employ joint CTC-attention decoding with tuned weight. In addition, we use an external language model (LM) for shallow fusion. It is a Transformer-based model with 16 layers, 128 embedding dimensions, 512 attention dimensions and 8 attention heads - in total 53.71M parameters. The recipe along with the pre-trained language model can be found in the ESPnet toolkit<sup>1</sup>.

To further improve the language model shallow fusion and boost accuracy, we apply the **Internal Language Model Estimation (IMLE)** method proposed by Meng et al. [58]. It is known that E2E ASR models implicitly learn an internal language model (ILM) over the training text distribution. Estimating the internal language model distribution allows us to explicitly interpolate internal LM and external LM with tunable hyperparameters, resulting in more effective decoding. At each decode step, the IMLE follows the same

<sup>1</sup><https://github.com/espnet/espnet/tree/master/egs2/librispeech/asr1>

AED decode step except that the source attention is disabled by an attention mask — effectively the decoder estimates the probability over tokens solely based on the text. For each hypothesis, the score is given by

$$\log(P(Y)) = \log(P(Y|X; \theta^{\text{AED}})) - \lambda_{\text{ilm}} \log(P(Y; \theta^{\text{AED}})) + \lambda_{\text{elm}} \log(P(Y; \theta^{\text{LM}})),$$

where  $\lambda_{\text{ilm}}$  and  $\lambda_{\text{elm}}$  are the interpolation weights for the internal and external language model, respectively.  $P(Y|X; \theta^{\text{AED}})$  is the probability of the hypothesis  $Y$  yielded by the ASR model given the input acoustic feature  $X$ .  $P(Y; \theta^{\text{AED}})$  and  $P(Y; \theta^{\text{LM}})$  represent the internal language model estimation and the external language model probability over the hypothesis. In our experiment, we set  $\lambda_{\text{ilm}}$  and  $\lambda_{\text{elm}}$  to 0.2 and 0.6, respectively.

## 6. RESULT

### 6.1. Main result

**Table 1:** Comparing word error rates (WER) with other published models. The external LM used in [27, 29, 59] is downloadable from ESPnet, and it is the same as what we used in all our experiments.

Model	Params (M)	Enc. (M)	Without LM		With LM	
			test clean	test other	test clean	test other
<b>Transducer</b>						
Transformer [6]	139	-	2.4	5.6	2.0	4.6
ContextNet [17]	112.7	-	2.1	4.6	1.9	4.1
Conformer (M) [28]	30.7	27.3	2.3	5.0	2.0	4.3
Conformer (L) [28]	118.8	114.9 <sup>2</sup>	2.1	4.3	1.9	3.9
<b>AED</b>						
Transformer [60]	270	-	2.9	7.0	2.3	5.2
Conformer [59]	116.2	83.2	-	-	2.1	4.9
SRU++ [27]	114.6	-	-	-	2.0	4.7
Branchformer [29]	116.2	83.3	2.4	5.5	2.1	4.5
<b>Our baselines (AED)</b>						
Conformer	147.8	114.9	2.16	4.74	1.84	3.95
Branchformer	146.7	113.8	2.25	4.83	1.93	4.00
<b>Our works (AED)</b>						
E-Branchformer (B)	41.12	27.8	2.49	5.61	1.97	4.26
E-Branchformer (L)	148.9	116.0	2.14	4.55	1.85	3.71
+ ILME	-	-	-	-	1.81	3.65

We compare the word error rates (WER) of our proposed E-Branchformer with those of previous studies. Models are evaluated on test-clean and test-other, with or without an external LM. First, we note that the Transducer-based models in Table 1, especially Conformer-Transducer [28], known as state-of-the-art in terms of an accuracy, have not published a model or open sourced their training recipes and we have not been able to reproduce their results. Instead of reproducing them, we use only the WER and information presented in each paper. In order to compare relative performance with Conformer, we perform experiments on AED models and by changing the Encoder structure.

As shown in Table 1, Branchformer [29] performs 0.4% better than Conformer [59] on test-other with a LM. However, it is still worse than Conformer-Transducer by 0.2% and 0.6% on test-clean and test-other, respectively. As mentioned earlier, it is difficult to

directly compare the two studies because the base code, the structure of the decoder, and the external LM are all different. However, from comparison of studies, we find that the encoder of Conformer-Transducer has more parameters than the encoder of Branchformer-AED or Conformer-AED.

In order to fairly compare AED models, we configure the encoder of AED-based models following the encoder of Conformer-Transducer. In the case of the Conformer-AED model, we use the configuration as described in [28], and in the case of Branchformer, we stack more blocks in order to achieve a similar encoder size. The overall model size varies due to the decoder’s structure, but encoder size is similar to that of the Conformer-Transducer. As a result, we obtain significantly improved performance compared to the existing AED-based models. By decoding Branchformer with shallow fusion, we achieve a WER of 1.93% on test-clean and 4.0% on test-other. Similarly, we obtain 1.84% and 3.95% by using Conformer-AED, which is very similar to the accuracy of the existing Conformer-Transducer. We use these as new baselines.

Then, we train the proposed E-Branchformer model and obtain performance better than that of existing studies and our baselines. In particular, with the E-Branchformer (L) model, which exploits depth-wise convolution with a kernel size of 31 in the merge module and the narrowed macaron-style FFN, with the external LM, we obtain WER of 1.85% and 3.71% on test-clean and test-other, respectively. This is better than the 1.9% and 3.9% of the existing state-of-the-art in WER. Compared to Branchformer [29] which has much larger size, our E-Branchformer (B), which uses the depth-wise convolution in the merge module and a basic FFN, shows similar performance without the LM, and outperforms on both test-clean and test-other by 0.1% and 0.2%, respectively, with the LM.

Subsequently, we employ Internal Language Model Estimation (ILME) to further enhance the effect of the shallow fusion. This finally leads to the remarkable result of 1.81% and 3.65% on test-clean and test-other respectively, which is a new state-of-the-art when no external data is used<sup>3</sup> as far as we know. Some notable and valuable model results through combinations of different methods are analyzed in Section 6.2.

### 6.2. Ablation Study

#### 6.2.1. FFN module

**Table 2:** Comparison of word error rates (WER) and the computational complexity (MACs) depending on whether FFN or macaron-style FFN is applied or not. We use the Large size model without any change in the original Branchformer block. No LM is used for evaluations.

Model	# of layers	Enc. Params (M)	MACs (G)	dev clean	dev other	test clean	test other
BranchFormer	25	113.8	43.7	2.01	4.99	2.25	4.83
+ FFN	17	115.4	<b>42.6</b>	1.98	4.83	2.18	4.87
+ FFN-mac	13	117.3	<b>42.3</b>	1.97	4.74	2.26	4.74
+ FFN-mac-n	17	115.5	<b>42.6</b>	1.97	4.78	2.10	4.79
+ FFN-mac	17	151.1	51.5	2.00	4.75	2.15	4.47

Table 2 shows the performance changes through cooperating with FFN or macaron-style FFN. In this experiment, we use the

<sup>2</sup>This is the estimated size based on the information in the paper [28]

<sup>3</sup>W2v-BERT [61] achieves 1.4% and 2.5% WER using additional 60K hours of unlabelled data from LibriLight [62].

same structure of the Decoder and the same dimension of the encoder in all cases. We also adjust the number of stacked blocks accordingly to compare under similar encoder sizes. 17-layers of Branchformer with FFN performs better than the stack of 25-layers of Branchformer-only. In addition, we obtain better performance when we stack 13-layers of Branchformer with macaron-style FFN. To construct more deeper encoder, we narrow down the intermediate dimension for FFNs from  $4d$  to  $2d$  and stack 17-layers Branchformer without increasing the model size. And this model shows the best performance on average among the models with similar model sizes. However, since there is not much difference between those models using FFNs, I employ these variants in the rest of experiments to find the optimal combination with other modules.

Although the model sizes are similar, the amount of computations may vary depending on the structure of the model and the number of layers. We measure the multiply-accumulate operations (MACs) to compare the computational complexity of each models. We utilize DeepSpeed<sup>4</sup> toolkit for profiling and use a randomly generated 10 seconds audio as a dummy input.

From these results, we can confirm that using FFN together is a reasonable way to expect better accuracy than deeply stacking only Branchformers.

### 6.2.2. Kernel sizes of the depth-wise convolution

In this study, we compare the effects of different kernel sizes in the depth-wise convolution, stacked sequentially in the merge module. We already know that Conformer has achieved the best performance with the kernel size of 31 or 32 for the depth-wise convolution in the sequentially stacked convolution module [28, 59]. However, we try to verify through experiments whether additionally stacked depth-wise convolution also needs the large-sized kernel, even though the local branch of Branchformer [29] or our E-Branchformer is already having a depth-wise convolution with the kernel size of 31. As shown in Table 3, using 31 is the most accurate, especially on dev-other and test-other by a large margin. We use this kernel size in other experiments.

**Table 3:** Comparison of word error rates (WER) according to different kernel sizes of the depth-wise convolution in the merge module. The Base size model with FFN is employed for this ablation study, and we decode each models without an external LM.

Kernel size	dev-clean	dev-other	test-clean	test-other
3	2.33	5.99	2.64	5.97
15	2.40	5.89	2.69	5.87
<b>31</b>	<b>2.25</b>	<b>5.68</b>	<b>2.49</b>	<b>5.61</b>
63	2.40	5.81	2.53	5.78

### 6.2.3. Merge module

As shown in Table 4, we perform comparative experiment on which convolution-based method is more effective to enhance the merge module. We compare various methods illustrated in Figure 3. First, when we exploit the depth-wise convolution as shown in Figure 3c, performance is evenly improve on all evaluation sets by 0.1% to 0.3%. Whereas adding another depth-wise convolution with kernel

**Table 4:** Effect of different convolution-based methods added in the merge module. The Base size model with FFN modules is used without an external LM.

Method	Enc. (M)	MACs (G)	dev clean	dev other	test clean	test other
w/o Depth-wise Conv	27.5	10.8	2.34	5.99	2.57	5.79
w Depth-wise Conv	27.8	10.8	<b>2.25</b>	<b>5.68</b>	2.49	5.61
+ Multiple Kernel	36.2	12.9	2.34	5.87	2.58	5.90
+ SE block	28.9	10.9	2.27	5.82	<b>2.42</b>	<b>5.59</b>
Conv Module (internal)	40.4	14.0	2.66	6.40	2.84	6.35
Conv Module (external)	30.8	11.6	2.36	5.87	2.64	5.88

size of 3, as described in Figure 3d, is harmful for all evaluation sets, and applying additional linear projection before each depth-wise convolution to reduce the dimension shows even worse result. A SE block in Figure 3e helps to obtain a marginal improvement on test-sets, but not on dev-sets. We originally think that this gating-based mechanism reinforces the depth-wise convolution output by reflecting the global information, but we interpret this result that the effect may be relatively reduced due to the presence of channels from the global branch. Although the total computations is almost the same, it is difficult to say that the SE block plays a beneficial role in this experiment. We also try to borrow the convolution module from Conformer, which cooperates with the self-attention module sequentially. But, when we internally replace the depth-wise convolution with it, as depicted in Figure 3f, the performance is extremely degraded. The other way we use it is to stack outside of the merge module before FFN externally. This method performs better than when it is inside the merge module, but it still makes the model perform poorly. The reason, why it does not provide additional improvement, can be assumed to be the redundancy caused by the convolution module being more focused on extracting the local context like what our cgMLP is already doing.

In conclusion, simply adding the depth-wise convolution is effective in terms of performance and also efficient in terms of the parameter size and the computational complexity.

## 7. CONCLUSION

We have proposed E-Branchformer, a new encoder architecture for automatic speech recognition. With an enhanced merging mechanism that allows hybrid application (both sequentially and in parallel) of self-attention and convolution, E-Branchformer outperforms both Conformer and Branchformer and sets a new-state-of-art on LibriSpeech test sets without using any external data. We are interested in exploring the potential of E-Branchformer on other speech tasks such as speech identification, speech enhancement, and spoken language understanding tasks in the future.

## 8. REFERENCES

- [1] Lingyun Feng, Jianwei Yu, Deng Cai, Songxiang Liu, Haitao Zheng, and Yan Wang, “Asr-glue: A new multi-task benchmark for asr-robust natural language understanding,” *arXiv preprint arXiv:2108.13048*, 2021.
- [2] Emanuele Bastianelli, Andrea Vanzo, Pawel Swietojanski, and Verena Rieser, “Slurp: A spoken language understanding resource package,” *arXiv preprint arXiv:2011.13205*, 2020.

<sup>4</sup><https://github.com/microsoft/DeepSpeed>

- [3] Suwon Shon, Ankita Pasad, Felix Wu, Pablo Brusco, Yoav Artzi, Karen Livescu, and Kyu J Han, "Slue: New benchmark tasks for spoken language understanding evaluation on natural speech," *arXiv preprint arXiv:2111.10367*, 2021.
- [4] William Chan, Navdeep Jaitly, Quoc V Le, and Oriol Vinyals, "Listen, attend and spell," *arXiv preprint arXiv:1508.01211*, 2015.
- [5] A. Graves, "Sequence transduction with recurrent neural networks," *arXiv preprint arXiv:1211.3711*, 2012.
- [6] Qian Zhang, Han Lu, Hasim Sak, Anshuman Tripathi, Erik McDermott, Stephen Koo, and Shankar Kumar, "Transformer transducer: A streamable speech recognition model with transformer encoders and rnn-t loss," in *ICASSP*, 2020.
- [7] Alex Graves, Santiago Fernández, Faustino Gomez, and Jürgen Schmidhuber, "Connectionist temporal classification: labelling unsegmented sequence data with recurrent neural networks," in *ICML*, 2006.
- [8] Suyoun Kim, Takaaki Hori, and Shinji Watanabe, "Joint ctc-attention based end-to-end speech recognition using multi-task learning," in *ICASSP*, 2017.
- [9] Tom Ko, Vijayaditya Peddinti, Daniel Povey, and Sanjeev Khudanpur, "Audio augmentation for speech recognition," in *Interspeech*, 2015.
- [10] Daniel S Park, William Chan, Yu Zhang, Chung-Cheng Chiu, Barret Zoph, Ekin D Cubuk, and Quoc V Le, "SpecAugment: A simple data augmentation method for automatic speech recognition," *arXiv preprint arXiv:1904.08779*, 2019.
- [11] Chengyi Wang, Yu Wu, Yujiao Du, Jinyu Li, Shujie Liu, Liang Lu, Shuo Ren, Guoli Ye, Sheng Zhao, and Ming Zhou, "Semantic mask for transformer based end-to-end speech recognition," *arXiv preprint arXiv:1912.03010*, 2019.
- [12] Kanishka Rao, Haşim Sak, and Rohit Prabhavalkar, "Exploring architectures, data and units for streaming end-to-end speech recognition with rnn-transducer," in *ASRU*. IEEE, 2017.
- [13] Albert Zeyer, Kazuki Irie, Ralf Schlüter, and Hermann Ney, "Improved training of end-to-end attention models for speech recognition," *Interspeech*, 2018.
- [14] Kwangyoun Kim, Kyungmin Lee, Dhananjaya Gowda, Junmo Park, Sungsoo Kim, Sichen Jin, Young-Yoon Lee, Jinsu Yeo, Daehyun Kim, Seokyeong Jung, et al., "Attention based on-device streaming speech recognition with large speech corpus," in *ASRU*, 2019.
- [15] Jason Li, Vitaly Lavrukhin, Boris Ginsburg, Ryan Leary, Oleksii Kuchaiev, Jonathan M Cohen, Huyen Nguyen, and Ravi Teja Gadde, "Jasper: An end-to-end convolutional neural acoustic model," *Interspeech*, 2019.
- [16] Yuya Fujita, Aswin Shanmugam Subramanian, Motoi Omachi, and Shinji Watanabe, "Attention-based asr with lightweight and dynamic convolutions," in *ICASSP*, 2020.
- [17] Wei Han, Zhengdong Zhang, Yu Zhang, Jiahui Yu, Chung-Cheng Chiu, James Qin, Anmol Gulati, Ruoming Pang, and Yonghui Wu, "Contextnet: Improving convolutional neural networks for automatic speech recognition with global context," *arXiv preprint arXiv:2005.03191*, 2020.
- [18] Linhao Dong, Shuang Xu, and Bo Xu, "Speech-transformer: a no-recurrence sequence-to-sequence model for speech recognition," in *ICASSP*, 2018.
- [19] Shigeki Karita, Nanxin Chen, Tomoki Hayashi, Takaaki Hori, Hirofumi Inaguma, Ziyang Jiang, Masao Someki, Nelson Enrique Yalta Soplin, Ryuichi Yamamoto, Xiaofei Wang, et al., "A comparative study on transformer vs rnn in speech applications," in *ASRU*, 2019.
- [20] Niko Moritz, Takaaki Hori, and Jonathan Le, "Streaming automatic speech recognition with the transformer model," in *ICASSP*, 2020.
- [21] Krzysztof Choromanski, Valerii Likhoshesterov, David Dohan, Xingyou Song, Andreea Gane, Tamas Sarlos, Peter Hawkins, Jared Davis, Afroz Mohiuddin, Lukasz Kaiser, et al., "Rethinking attention with performers," *arXiv preprint arXiv:2009.14794*, 2020.
- [22] Sinong Wang, Belinda Z Li, Madian Khabza, Han Fang, and Hao Ma, "Linformer: Self-attention with linear complexity," *arXiv preprint arXiv:2006.04768*, 2020.
- [23] Shuangfei Zhai, Walter Talbott, Nitish Srivastava, Chen Huang, Hanlin Goh, Ruixiang Zhang, and Josh Susskind, "An attention free transformer," *arXiv preprint arXiv:2105.14103*, 2021.
- [24] Yi Tay, Mostafa Dehghani, Dara Bahri, and Donald Metzler, "Efficient transformers: A survey," *ACM Comput. Surv.*, apr 2022.
- [25] Chuhan Wu, Fangzhao Wu, Tao Qi, Yongfeng Huang, and Xing Xie, "Fastformer: Additive attention can be all you need," *arXiv preprint arXiv:2108.09084*, 2021.
- [26] Hongyu Wang, Shuming Ma, Li Dong, Shaohan Huang, Dongdong Zhang, and Furu Wei, "Deepnet: Scaling transformers to 1,000 layers," *arXiv preprint arXiv:2203.00555*, 2022.
- [27] Jing Pan, Tao Lei, Kwangyoun Kim, Kyu Han, and Shinji Watanabe, "Sru++: Pioneering fast recurrence with attention for speech recognition," *arXiv preprint arXiv:2110.05571*, 2021.
- [28] Anmol Gulati, James Qin, Chung-Cheng Chiu, Niki Parmar, Yu Zhang, Jiahui Yu, Wei Han, Shibo Wang, Zhengdong Zhang, Yonghui Wu, et al., "Conformer: Convolution-augmented transformer for speech recognition," in *Interspeech*, 2020.
- [29] Yifan Peng, Siddharth Dalmia, Ian Lane, and Shinji Watanabe, "Branchformer: Parallel mlp-attention architectures to capture local and global context for speech recognition and understanding," in *ICML*, 2022.
- [30] Awni Hannun, Carl Case, Jared Casper, Bryan Catanzaro, Greg Diamos, Erich Elsen, Ryan Prenger, Sanjeev Satheesh, Shubho Sengupta, Adam Coates, et al., "Deep speech: Scaling up end-to-end speech recognition," *arXiv preprint arXiv:1412.5567*, 2014.
- [31] Adams Wei Yu, David Dohan, Minh-Thang Luong, Rui Zhao, Kai Chen, Mohammad Norouzi, and Quoc V Le, "Qanet: Combining local convolution with global self-attention for reading comprehension," *arXiv preprint arXiv:1804.09541*, 2018.
- [32] David So, Quoc Le, and Chen Liang, "The evolved transformer," in *ICML*, 2019.
- [33] Xiaolong Wang, Ross Girshick, Abhinav Gupta, and Kaiming He, "Non-local neural networks," in *CVPR*, 2018.

- [34] Haiping Wu, Bin Xiao, Noel Codella, Mengchen Liu, Xiyang Dai, Lu Yuan, and Lei Zhang, “Cvt: Introducing convolutions to vision transformers,” in *ICCV*, 2021.
- [35] Zihang Dai, Hanxiao Liu, Quoc V Le, and Mingxing Tan, “Coatnet: Marrying convolution and attention for all data sizes,” *NeurIPS*, 2021.
- [36] Qiming Zhang, Yufei Xu, Jing Zhang, and Dacheng Tao, “Vitaev2: Vision transformer advanced by exploring inductive bias for image recognition and beyond,” *arXiv preprint arXiv:2202.10108*, 2022.
- [37] Zhengzhong Tu, Hossein Talebi, Han Zhang, Feng Yang, Peyman Milanfar, Alan Bovik, and Yinxiao Li, “Maxvit: Multi-axis vision transformer,” *arXiv preprint arXiv:2204.01697*, 2022.
- [38] Zhanghao Wu, Zhijian Liu, Ji Lin, Yujun Lin, and Song Han, “Lite transformer with long-short range attention,” in *ICLR*, 2020.
- [39] Felix Wu, Angela Fan, Alexei Baevski, Yann Dauphin, and Michael Auli, “Pay less attention with lightweight and dynamic convolutions,” in *ICLR*, 2019.
- [40] Zi-Hang Jiang, Weihao Yu, Daquan Zhou, Yunpeng Chen, Jia-ashi Feng, and Shuicheng Yan, “Convbert: Improving bert with span-based dynamic convolution,” *NeurIPS*, 2020.
- [41] Kevin Clark, Minh-Thang Luong, Quoc V Le, and Christopher D Manning, “Electra: Pre-training text encoders as discriminators rather than generators,” *arXiv preprint arXiv:2003.10555*, 2020.
- [42] Jacob Devlin, Ming-Wei Chang, Kenton Lee, and Kristina Toutanova, “Bert: Pre-training of deep bidirectional transformers for language understanding,” *arXiv preprint arXiv:1810.04805*, 2018.
- [43] Xuran Pan, Chunjiang Ge, Rui Lu, Shiji Song, Guanfu Chen, Zeyi Huang, and Gao Huang, “On the integration of self-attention and convolution,” in *CVPR*, 2022.
- [44] Jin Sakuma, Tatsuya Komatsu, and Robin Scheibler, “Mlp-based architecture with variable length input for automatic speech recognition,” 2021.
- [45] Chenyang Si, Weihao Yu, Pan Zhou, Yichen Zhou, Xinchao Wang, and Shuicheng Yan, “Inception transformer,” *arXiv preprint arXiv:2205.12956*, 2022.
- [46] Kaiming He, Xiangyu Zhang, Shaoqing Ren, and Jian Sun, “Identity mappings in deep residual networks,” in *ECCV*, 2016.
- [47] Jimmy Lei Ba, Jamie Ryan Kiros, and Geoffrey E Hinton, “Layer normalization,” *arXiv preprint arXiv:1607.06450*, 2016.
- [48] Nitish Srivastava, Geoffrey Hinton, Alex Krizhevsky, Ilya Sutskever, and Ruslan Salakhutdinov, “Dropout: a simple way to prevent neural networks from overfitting,” *JMLR*, 2014.
- [49] Peter Shaw, Jakob Uszkoreit, and Ashish Vaswani, “Self-attention with relative position representations,” in *NAACL-HLT*, 2018.
- [50] Dan Hendrycks and Kevin Gimpel, “Gaussian error linear units (gelus),” *arXiv preprint arXiv:1606.08415*, 2016.
- [51] Xiaohan Ding, Xiangyu Zhang, Jungong Han, and Guiguang Ding, “Scaling up your kernels to 31x31: Revisiting large kernel design in cnns,” in *CVPR*, 2022.
- [52] Shiwei Liu, Tianlong Chen, Xiaohan Chen, Xuxi Chen, Qiao Xiao, Boqian Wu, Mykola Pechenizkiy, Decebal Mocanu, and Zhangyang Wang, “More convnets in the 2020s: Scaling up kernels beyond 51x51 using sparsity,” 2022.
- [53] Jie Hu, Li Shen, and Gang Sun, “Squeeze-and-excitation networks,” in *CVPR*, 2018.
- [54] Prajit Ramachandran, Barret Zoph, and Quoc V Le, “Searching for activation functions,” *arXiv preprint arXiv:1710.05941*, 2017.
- [55] Ofir Press, Noah A Smith, and Omer Levy, “Improving transformer models by reordering their sublayers,” in *ACL*, 2020.
- [56] Vassil Panayotov, Guoguo Chen, Daniel Povey, and Sanjeev Khudanpur, “Librispeech: an asr corpus based on public domain audio books,” in *ICASSP*, 2015.
- [57] Shinji Watanabe, Takaaki Hori, Shigeki Karita, Tomoki Hayashi, Jiro Nishitoba, Yuya Unno, Nelson Enrique Yalta Soplín, Jahn Heymann, Matthew Wiesner, Nanxin Chen, Adithya Renduchintala, and Tsubasa Ochiai, “ESPnet: End-to-end speech processing toolkit,” in *Interspeech*, 2018.
- [58] Zhong Meng, Sarangarajan Parthasarathy, Eric Sun, Yashesh Gaur, Naoyuki Kanda, Liang Lu, Xie Chen, Rui Zhao, Jinyu Li, and Yifan Gong, “Internal language model estimation for domain-adaptive end-to-end speech recognition,” in *SLR*, 2021.
- [59] Pengcheng Guo, Florian Boyer, Xuankai Chang, Tomoki Hayashi, Yosuke Higuchi, Hirofumi Inaguma, Naoyuki Kamo, Chenda Li, Daniel Garcia-Romero, Jiatong Shi, et al., “Recent developments on espnet toolkit boosted by conformer,” in *ICASSP*, 2021.
- [60] Gabriel Synnaeve, Qiantong Xu, Jacob Kahn, Tatiana Likhomanenko, Edouard Grave, Vineel Pratap, Anuroop Sriram, Vitaliy Liptchinsky, and Ronan Collobert, “End-to-end asr: from supervised to semi-supervised learning with modern architectures,” *arXiv preprint arXiv:1911.08460*, 2019.
- [61] Yu-An Chung, Yu Zhang, Wei Han, Chung-Cheng Chiu, James Qin, Ruoming Pang, and Yonghui Wu, “W2v-bert: Combining contrastive learning and masked language modeling for self-supervised speech pre-training,” in *ASRU*, 2021.
- [62] Jacob Kahn, Morgane Rivière, Weiyei Zheng, Evgeny Kharitonov, Qiantong Xu, Pierre-Emmanuel Mazaré, Julien Karadayi, Vitaliy Liptchinsky, Ronan Collobert, Christian Fuegen, et al., “Libri-light: A benchmark for asr with limited or no supervision,” in *ICASSP*, 2020.