
Learning Robust Kernel Ensembles with Kernel Average Pooling

Pouya Bashivan^{1,2,*}

Adam Ibrahim²

Amirozhan Dehghani¹

Yifei Ren¹

¹ McGill University, Montreal, Canada

² MILA, Université de Montréal, Montreal, Canada

*Correspondence to: {pouya.bashivan}@mcgill.ca

Abstract

Model ensembles have long been used in machine learning to reduce the variance in individual model predictions, making them more robust to input perturbations. Pseudo-ensemble methods like *dropout* have also been commonly used in deep learning models to improve generalization. However, the application of these techniques to improve neural networks' robustness against input perturbations remains underexplored. We introduce *Kernel Average Pool (KAP)*, a new neural network building block that applies the mean filter along the kernel dimension of the layer activation tensor. We show that ensembles of kernels with similar functionality naturally emerge in convolutional neural networks equipped with *KAP* and trained with backpropagation. Moreover, we show that when combined with activation noise, *KAP* models are remarkably robust against various forms of adversarial attacks. Empirical evaluations on CIFAR10, CIFAR100, TinyImagenet, and Imagenet datasets show substantial improvements in robustness against strong adversarial attacks such as AutoAttack that are on par with adversarially trained networks but are importantly obtained without training on any adversarial examples.

1 Introduction

Model ensembles have long been used to improve robustness in the presence of noise. Classic methods like bagging Breiman (1996), boosting Freund (1995); Freund et al. (1996), and random forests Breiman (2001) are established approaches for reducing the variance in estimated prediction functions that build on the idea of constructing strong predictor models by combining many weaker ones. As a result, performance of these ensemble models (especially random forests) is surprisingly robust to noise variables (i.e. features) Hastie et al. (2009).

Model ensembling has also been applied in deep learning Zhou et al. (2001); Agarwal et al. (2021); Liu et al. (2021); Horváth et al. (2022). However, the high computational cost of training multiple neural networks and averaging their outputs at test time often quickly becomes prohibitively expensive (also see work on averaging network weights across multiple fine-tuned versions Wortsman et al. (2022)). To tackle these challenges, alternative approaches have been proposed to allow learning pseudo-ensembles of models by allowing individual models within the ensemble to share parameters Bachman et al. (2014); Srivastava et al. (2014); Hinton et al. (2012); Goodfellow et al. (2013). Most notably, *dropout* Hinton et al. (2012); Srivastava et al. (2014) was introduced to approximate the process of combining exponentially many different neural networks by “dropping out” a portion of units from layers of the neural network for each batch. It was argued that this technique

prevents "co-adaptation" in the neural network and leads to learning more general features Hinton et al. (2012).

While these techniques often improve the network generalization for i.i.d. sample sets, they are not as effective in improving the network robustness against input perturbations and in particular against *adversarial attacks* Wang et al. (2018). Adversarial attacks Goodfellow et al. (2014), slight but carefully constructed input perturbations that can significantly impair the network’s performance, are one of the major challenges to the reliability of modern neural networks. Despite numerous works on this topic in recent years, the problem remains largely unsolved Kannan et al. (2018); Madry et al. (2017); Zhang et al. (2019); Sarkar et al. (2021); Pang et al. (2020); Bashivan et al. (2021); Rebuffi et al. (2021); Goyal et al. (2021). Moreover, the most effective empirical defense methods against adversarial attacks (e.g. adversarial training Madry et al. (2017) and TRADES Zhang et al. (2019)) are extremely computationally demanding (although see more recent work on reducing their computational cost Wong et al. (2019); Shafahi et al. (2019)).

Our central premise in this work is that *if ensembles can be learned at the level of features (in contrast to class likelihoods), the resulting hierarchy of ensembles in the neural network could potentially lead to a much more robust classifier*. To this end, we propose a simple method for learning ensembles of kernels in deep neural networks that significantly improves the network’s robustness against adversarial attacks. In contrast to prior methods such as *dropout* that focus on minimizing feature co-adaptation and improving the individual features’ utility in the absence of others, our method focuses on learning *feature ensembles* that form local "committees" similar to those used in Boosting and Random Forests. To create these committees in layers of a neural network, we introduce the *Kernel Average Pool (KAP)* operation that computes the average activity in nearby kernels within each layer – similar to how Average Pooling layer computes the locally averaged activity within each spatial window but instead along the kernel dimension. We show that incorporating KAP into convolutional networks leads to learning kernel ensembles that are topographically organized across the tensor dimensions over which the kernels are arranged. When combined with activation noise, these networks demonstrate a substantial boost in robustness against adversarial attacks. In contrast to other ensemble approaches to adversarial robustness, our approach does not seek to train multiple independent neural network models and instead focuses on learning kernel ensembles within a single neural network.

Our contributions are as follows:

- we introduce the kernel average pool as a simple method for learning kernel ensembles in deep neural networks.
- we demonstrate how kernel average pooling leads to learning smoothly transitioning kernel ensembles that in turn substantially improve model robustness against input noise.
- through extensive experiments on a wide range of benchmarks, we demonstrate the effectiveness of kernel average pooling on robustness against strong adversarial attacks.

2 Related works and background

Adversarial attacks: despite their superhuman performance in many vision tasks such as visual object recognition, neural network predictions are highly unreliable in the presence of input perturbations, including natural and artificial noise. While performance robustness of predictive models to natural noise have long been studied in the literature, more modern methods have been invented in the past decade to allow discovering small model-specific noise patterns (i.e. adversarial examples) that could maximize the model’s risk Goodfellow et al. (2014).

Numerous adversarial attacks have been proposed in the literature during the past decade Carlini & Wagner (2017); Croce & Hein (2020); Moosavi-Dezfooli et al. (2016); Andriushchenko et al. (2020); Brendel et al. (2017); Goyal et al. (2019). These attacks seek to find artificially generated samples that maximize the model’s risk. Formally, given a classifier function $f_\theta : \mathcal{X} \rightarrow \mathcal{Y}, \mathcal{X} \subseteq \mathbb{R}^n, \mathcal{Y} = \{1, \dots, C\}$, denote by $\pi(\mathbf{x}, \epsilon)$ a perturbation function (i.e. adversarial attack) which, for a given $(x, y) \in \mathcal{X} \times \mathcal{Y}$, generates a perturbed sample $x' \in \mathcal{B}(x, \epsilon)$ within the ϵ -neighborhood of x , $\mathcal{B}(x, \epsilon) = \{\mathbf{x}' \in \mathcal{X} : \|\mathbf{x}' - x\|_p < \epsilon\}$, by solving the following maximization problem

$$\max_{t \in \mathcal{B}(x, \epsilon)} \mathcal{L}(f_\theta(t), y), \tag{1}$$

where \mathcal{L} is the classification loss function (i.e. classifier’s risk) and $\|\cdot\|_p$ is the L_p norm function. Solutions \mathbf{x}' are called *adversarial examples* and are essentially the original input samples altered with additive noise of magnitude ϵ measured by the L_p norm.

Adversarial defenses: Concurrent to the research on adversarial attacks, numerous methods have also been proposed to defend neural network models against these attacks Kannan et al. (2018); Madry et al. (2017); Zhang et al. (2019); Sarkar et al. (2021); Pang et al. (2020); Bashivan et al. (2021); Robey et al. (2021); Sehwag et al. (2022); Rebuffi et al. (2021); Gowal et al. (2021). Formally, the goal of these defense methods is to guarantee that the model predictions match the true label not only over the sample set but also within the ϵ -neighborhood of samples \mathbf{x} . Adversarial training, which is the most established defense method to date, formulates adversarial defense as a minimax optimization problem through which the classifier’s risk for adversarially perturbed samples is iteratively minimized during training Madry et al. (2017). Likewise, other prominent methods such as ALP Kannan et al. (2018) and TRADES Zhang et al. (2019), encourage the classifier to predict matching labels for the original (\mathbf{x}) and perturbed samples (\mathbf{x}').

Despite the continuing progress towards robust neural networks, most adversarial defenses remain computationally demanding, requiring an order of magnitude or more computational resources compared to normal training of these networks. This issue has highlighted the dire need for computationally cheaper defense methods that are also scalable to large-scale datasets such as Imagenet. In that regard, several recent papers have proposed alternative methods for discovering diverse adversarial examples at a much lower computational cost and have been shown to perform competitively with adversarial training using costly iterative attacks like Projected Gradient Descent (PGD) Wong et al. (2019); Shafahi et al. (2019).

Another line of work has proposed utilizing random additive noise as a way to empirically improve the neural network robustness Liu et al. (2018); Wang et al. (2018); He et al. (2019) and to derive robustness guarantees Cohen et al. (2019); Lecuyer et al. (2019). Although, some of the proposed defenses in this category have later been discovered to remain vulnerable to other forms of attacks Tramer et al. (2020), there is an increasing body of work that shows the close relationship between robustness to random noise and adversarial robustness Ford et al. (2019); Cohen et al. (2019). Also related to our proposed method, recent work on feature denoising Xie et al. (2019) shows that denoising feature maps in neural networks together with adversarial training leads to large gains in robustness against adversarial examples. However, this work is fundamentally different from our proposed method in that the focus of this work is on *denoising* individual feature maps by considering the distribution of feature values across the spatial dimensions within each feature map.

Ensemble methods: Ensemble methods have long been used in machine learning and deep learning because of their effectiveness in improving generalization and obtaining robust performance against input noise Hastie et al. (2009). In neural networks, pseudo-ensemble methods like *dropout* Hinton et al. (2012) create and simultaneously train an ensemble of ”child” models spawned from a ”parent” model using parameter perturbations sampled from a perturbation distribution Bachman et al. (2014). Through this procedure, pseudo-ensemble methods can improve generalization and robustness against input noise. Another related method is MaxOut Goodfellow et al. (2013) which proposes an activation function that selects the maximum output amongst a series of unit outputs.

Naturally, similar ideas consisting of neural network ensembles have been tested in recent years to improve prediction variability and robustness in neural networks with various degrees of success Pang et al. (2019); Kariyappa & Qureshi (2019); Abbasi et al. (2020); Horváth et al. (2022); Liu et al. (2021). Ensemble adversarial training Tramèr et al. (2018) proposes to use adversarial examples transferred from various models during adversarial training to improve the robustness of the model. Several other works have focused on enhancing the diversity among models within the ensemble with the goal of making it more difficult for adversarial examples to transfer between models Pang et al. (2019); Kariyappa & Qureshi (2019). However these ensemble models still remain prone to ensembles of adversarial attacks Tramer et al. (2020).

3 Methods

3.1 Preliminaries

Let $f_\theta(\mathbf{x}) : \mathcal{X} \rightarrow \mathcal{Y}$, where $\mathcal{X} \subseteq \mathbb{R}^n$, $\mathcal{Y} = \{1, \dots, C\}$, be a classifier with parameters θ . In feed-forward deep neural networks, the classifier f_θ is usually composed of a cascade of simpler

functions $f^{(l)}(\mathbf{x})$, $l \in \{1, \dots, L\}$ chained together such that the network output is computed as $y = f^{(L)}(f^{(L-1)}(\dots f^{(1)}(\mathbf{x})))$. For our function f_θ to correctly classify the input patterns \mathbf{x} , we wish for it to attain a small risk for $(\mathbf{x}, y) \sim \mathcal{D}$ as measured by loss function \mathcal{L} . Additionally, for our classifier to be robust, we also wish f_θ to attain a small risk in the vicinity of all $\mathbf{x} \in \mathcal{X}$, normally defined by a Wasserstein ball around the sample points Madry et al. (2017).

While to guarantee robustness, one has to consider the maximum risk within the epsilon ball, in practice, the prediction variance can arguably be also linked to the expected robustness – similar to recent work on domain generalization that uses risk variance as an objective for improving model generalization across domains Krueger et al. (2021). Intuitively, a model which has a high prediction variance (or similarly high risk variance) to noisy inputs, is more likely to exhibit extreme high risks for data points sampled from the same distribution (i.e. adversarial examples). Indeed, classifiers that generate lower variance predictions are often expected to generalize better and be more robust to input noise. For example, classic ensemble methods like *bagging*, *boosting*, and *random forests* operate by combining the decisions of many weak (i.e. high variance) classifiers into a stronger one with reduced prediction variance and improved generalization performance Hastie et al. (2009).

Given an ensemble of predictor functions $f_i, i \in 1, \dots, K$ with zero or small biases, the ensemble prediction (normally considered as the mean prediction $\bar{y} = \frac{1}{K} \sum_{i=1}^K y_i$) reduces the expected generalization loss by shrinking the prediction variance. To demonstrate the point, one can consider K i.i.d. random variables with variance σ^2 and their average value that has a variance of $\frac{\sigma^2}{K}$. Based on this logic, one would expect ensembles of neural network classifiers to be more robust in the presence of noise or input perturbations in general. However, such ensemble models have been shown to remain prone to ensemble of adversarial attacks with large epsilons Tramer et al. (2020).

We reasoned that individual networks participating in these ensembles may still learn different sets of non-robust representations leaving room for the attackers to find common weak spots across all individual models within the ensemble. At the same time, constructing ever-larger ensemble classifiers might quickly become infeasible, especially in the case of neural network classifiers. On the other hand, learning robust features has been suggested as a way towards robust classification Bashivan et al. (2021). Consequently, if individual kernels within a single network are robust, it would become much more difficult to find adversaries that can fool the full network. In the next section, we introduce the *Kernel Average Pool* as a way towards learning ensemble kernels with better robustness properties against input perturbations.

3.2 Kernel average pool (KAP)

Mean filters (a.k.a., average pool) are widely accepted as simple noise suppression mechanisms in computer vision. Spatial average pooling layers are commonly used in modern deep neural networks Zoph et al. (2018) by applying a mean filter along the spatial dimensions of the input to reduce the effect of spatially distributed noise (e.g. adjacent pixels in an image).

Here, we wish to substitute each kernel in the neural network model with an ensemble of kernels performing the same function such that the ensemble output is the average of individual kernel outputs. This can be conveniently carried out by applying the average pool operation along the kernel dimension of the input tensor.

Given an input $z \in \mathbb{R}^{D \times N_k}$, where D and N_k denote the input dimension and the number of kernels respectively, the kernel average pool operation with kernel size K and stride S , computes the function

$$\bar{z}_{ik} = \frac{1}{K} \sum_{l=S_k-\frac{K-1}{2}}^{S_k+\frac{K-1}{2}} z_{il} \quad (2)$$

Importantly, when z is the output of an operation linear with respect to the weights on an input x (e.g. linear layers or convolutional layers), KAP is functionally equal to computing the locally averaged weights within the layer and could be interpreted as a form of Kernel Smoothing Wang

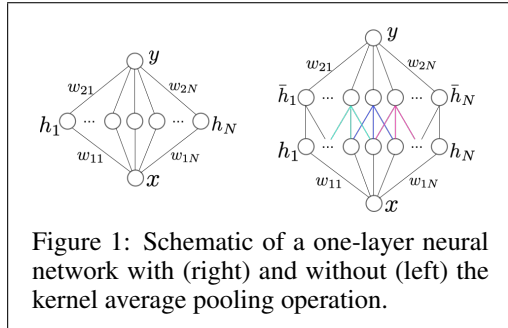


Figure 1: Schematic of a one-layer neural network with (right) and without (left) the kernel average pooling operation.

et al. (2020) conditioned that the nearby kernels are more or less similar to each other.

$$\bar{z}_{ik} = \frac{1}{K} \sum_{l=S_k-\frac{K-1}{2}}^{S_k+\frac{K-1}{2}} w_l x = \left(\frac{1}{K} \sum_{l=S_k-\frac{K-1}{2}}^{S_k+\frac{K-1}{2}} w_l \right) x \quad (3)$$

Moreover, the degree of overlap (i.e. parameter sharing) across kernel ensembles can be flexibly controlled by adjusting the KAP stride. Choosing stride $S = K$, produces independent kernel ensembles (no parameter sharing between ensembles), while having stride $S < K$ enforces parameter sharing across kernel ensembles.

Eq. 2 assumes that kernels are arranged along one tensor dimension. However, KAP could more generally be applied on any D-dimensional tensor arrangement of kernels. For example to apply a 2-dimensional KAP (mainly considered in our experiments) on the input \mathbf{z} , one can first reshape the channel dimension into a 2-dimensional array and then apply KAP along the two kernel dimensions (see §A.1 and Alg. 1). Importantly, using higher dimensional tensor arrangements of kernels when applying KAP, allows parameter sharing across a larger number of kernel ensembles.

Algorithm 1 2D Kernel Average Pool

Input: layer input \mathbf{x} , kernel size k , stride s , vectorization operator Vec and its inverse Vec^{-1} , zero padding function Pad , and average pooling function $AvePool$.

$\mathbf{h} \leftarrow Vec_{\sqrt{D}, \sqrt{D}, WH}^{-1}(Vec(\mathbf{x}^T))$

$\mathbf{h} \leftarrow Pad(\mathbf{h}, \frac{k-1}{2})$

$\mathbf{h} \leftarrow AvePool(\mathbf{h}, k, s)$

$\mathbf{h} \leftarrow Vec_{W,H,D}^{-1}(Vec(\mathbf{h}^T))$

return: \mathbf{h}

In the next two subsections, we will explain how training networks with KAP-layers leads to learning topographically organized kernel ensembles (§3.3) and how these kernel ensembles may contribute to model robustness (§3.4).

3.3 Kernel average pooling yields topographically organized kernel ensembles

Consider a simple neural network with one hidden layer and N_k units (Fig.1-left) where the hidden unit activation is $h_i = w_{1i}x$ and the network output y is computed as

$$y = \sum_{i=1}^{N_k} w_{2i} h_i \quad (4)$$

In this network, the output gradients with respect to weight parameters can be computed as

$$\frac{\partial y}{\partial w_{1i}} = w_{2i} x, \quad \frac{\partial y}{\partial w_{2i}} = w_{1i} x \quad (5)$$

Now consider a variation of this network where the hidden unit activations are passed through a kernel average pool with kernel size K (Fig.1-right). In the KAP-network, the output gradients with respect to weight parameters are altered such that

$$\frac{\partial y}{\partial w_{1i}} = \frac{1}{K} \sum_{l=i-\frac{K-1}{2}}^{i+\frac{K-1}{2}} w_{2l} x, \quad \frac{\partial y}{\partial w_{2i}} = \frac{1}{K} \sum_{l=i-\frac{K-1}{2}}^{i+\frac{K-1}{2}} w_{1l} x \quad (6)$$

where, to simplify the limits, K is assumed to be an odd number. In contrast to the regular network, in the KAP-network, the gradients of the output with respect to the incoming (w_{1i}) and outgoing (w_{2i}) weights in node i depend on the average of outgoing and incoming weights, respectively, over the kernel average pool window. The difference in the output gradients with respect to weights w_{1i} (and similarly for w_{2i}) for nodes i and $j = i + d$ can be written as

$$\frac{\partial y}{\partial w_{1i}} - \frac{\partial y}{\partial w_{1j}} = \sum_{l=i-\frac{K-1}{2}}^{i+\frac{K-1}{2}} w_{2l} x - \sum_{l=i+d-\frac{K-1}{2}}^{i+d+\frac{K-1}{2}} w_{2l} x \quad (7)$$

From Eq.7, it is clear that when K is large $K \gg 1$, the difference in the output gradients with respect to weights for a pair of nodes (i, j) depends on the absolute difference between node indices $(|i - j|)$ and is smaller for a pair of nodes with smaller index difference (i.e. physically closer nodes). Thus, when training with backpropagation, weights connected to physically closer nodes (in terms of their index numbers) will likely receive more similar gradients compared to those that are farther. Consequently, these physically closer weights are more likely to converge to more similar values. On the other hand, for a KAP with stride= S and kernel size K , each kernel participates in $\lceil \frac{K^2}{S} \rceil^2$ ensembles. Kernel sharing between ensembles provides a natural mechanism preventing the participating kernels in each group from converging to the exact same parameter values. Our empirical results show that the interaction between these two forces leads to smoothly transitioning topographically organized kernel maps (Fig.3).

3.4 Kernel average pools and adversarial robustness

Our approach is closely related to randomized smoothing Lecuyer et al. (2019); Cohen et al. (2019), which for a sample (x, y) consists of learning to predict y with higher probability than other classes over $\mathcal{N}(x, \sigma^2 I)$. When combined with noise resampling to estimate the true class, randomized smoothing yields certifiable robustness against adversarial perturbations. More recently, Horváth et al. (2022) show that in addition to injecting noise in the input, averaging the logits over an ensemble of models leads to a reduction of the variance due to the noisy inputs in randomized smoothing and in turn improves the certified robustness radius. They propose to learn an ensemble

$$g(x) = \text{Ens}(f_c(x + n)) = \frac{1}{L} \sum_l f_c^{(l)}(x + n) \quad (8)$$

where $n \sim \mathcal{N}(0, \sigma^2 I)$ and $f_c^{(l)}$ denotes the l -th presoftmax classifier in an ensemble of L classifiers.

Similar to randomized smoothing Lecuyer et al. (2019); Cohen et al. (2019), by introducing stochasticity in the input during training as in randomized smoothing, we hope to learn a model that is robust to perturbations. Moreover, in a simple setting where only one layer of KAP is used without activations, we note that KAP averages multiple filters before applying them to the input of a KAP block (eq. 3). This can be understood as averaging the features obtained from multiple models, each corresponding to a filter. Unlike Horváth et al. (2022), our ensembling is done at the level of features instead of the logits. Nevertheless, their arguments still apply to the case of a reduction of variance in the features computed. Therefore, if KAP features are used as inputs to fully connected layers to compute logits, a reduction of variance in the features will translate into a reduction of variance in the logits. An additional key difference is that in our case, in the full KAP-based models used in §4, we use networks consisting of multiple cascaded KAP blocks to extract features, similar to how multiple convolutional blocks are used sequentially in convolutional networks. Each KAP block consists of an ensembling, from an input that was perturbed with Gaussian noise. In other words, our approach can be understood as recursively performing a form of Horváth et al. (2022)’s randomized smoothing with ensembles, by interpreting the output of each KAP block as a randomized smoothing input for the next block. In this light, our KAP architectures perform the operation

$$f_c \circ g_{N_l} \circ \dots \circ g_1(x) \text{ where } g_i(x) = \text{Ens}[f_i(x + n_i)] \quad (9)$$

where the ensembling is performed by the KAP operation, potentially including activation functions, N_l is the number of KAP blocks, n_i is Gaussian noise sampled in KAP block i , f_i is the operation (e.g. a convolution) performed in KAP block i before a kernel average pool, and f_c maps the representations to the logits of the classes. Our reasoning for this recursive approach is twofold: first, during training, this encourages all layers to learn to be robust to variance in their input. Otherwise in deep networks, some layers may not be exposed to significant variance in their input depending on their depth, due to the variance reduction occurring in the earlier layers. Second, we hope that by having randomized smoothing at every KAP block, the model will require less perturbed inputs. If this approach successfully performs randomized smoothing on the features, we may hope that this will lead the representations of adversarially perturbed inputs to remain close to the distribution of inputs perturbed with Gaussian noise, on which the network has been trained and therefore should perform well. We empirically verify this intuition in the appendix (Fig.A4,A5).

4 Experiments

In this section we empirically demonstrate the effectiveness of our proposed kernel average pool operation in boosting robustness in deep neural networks.

4.1 Experimental setup

Datasets: We validated our proposed method on several standard benchmarks CIFAR10, CIFAR100 Krizhevsky (2009), TinyImagenet Le & Yang (2015), and Imagenet Deng et al. (2009). We used standard preprocessing of images consisting of random crop and horizontal flipping for all datasets. We used images of size 32 in our experiments on CIFAR datasets, 128 for TinyImagenet, and 224 for Imagenet.

Baseline models: We compared the results from our proposed model to several baselines including (i) the original ResNet18 (i.e. without additional KAPs) trained normally (marked with **NT**); (ii) the original ResNet18 with additive activation noise (marked with **NT**($\sigma = .$)); (iii) the original ResNet18 trained using adversarial training with early stopping (marked with **AT-ES**).

Adversarial attacks: We assessed the model robustness against various adversarial attacks including L_∞ Projected Gradient Descent (PGD) Madry et al. (2017), SQUARE black-box Andriushchenko et al. (2020) attack and the AutoAttack Croce & Hein (2020). Notably, AutoAttack is an ensemble attack consisting of four independent attacks and is considered as one of the strongest adversarial attacks in the field. We used ϵ value of 0.031 for experiments on CIFAR datasets and 0.016 for TinyImagenet and Imagenet datasets. See supplementary Table A3 for full details of attacks used for model evaluation. Importantly, we applied each attack on the model without activation noise to prevent activation noise from potentially masking the gradients in the network.

Training and evaluation considerations: In our experiments, we primarily used the ResNet18 architecture He et al. (2016) that consists of four groups of layers and each group containing two basic residual blocks. For the KAP variations of ResNet18, we added the KAP operation after each convolution in the network. In variations of the model where we introduced activation noise, we added random noise sampled from the Gaussian distribution $\mathcal{N}(0, \sigma^2)$ after each KAP operation (and after each convolution in the original model architecture).

For adversarial training of the baseline **AT** models on CIFAR10, CIFAR100, and TinyImagenet datasets, we used the normal adversarial training procedure with early stopping and L_∞ PGD attack Madry et al. (2017). We used 20 iterations for CIFAR training runs and 10 iterations for TinyImagenet. On Imagenet dataset, we used Fast-AT method Wong et al. (2019) with the default training parameters consisting of three training phases with increasing image resolution.

4.2 Robustness against standard adversarial attacks on CIFAR

Table 1: Comparison of adversarial accuracy against various attacks on CIFAR10 and CIFAR100 datasets. For all attacks we used $\epsilon = 0.031$. Each attack is applied to the model without activation noise.

DATASET	MODEL	CLEAN	PGD- L_∞	AUTOATTACK	SQUARE
CIFAR10	RN18-NT	94.66	0.0	0.0	0.87
	RN18-NT ($\sigma = 0.1$)	88.95	9.69	8.90	61.7
	RN18-AT-ES	84.20	43.70	43.00	49.10
	RN18-KAP-NT ($\sigma = 0.1, K = 3$)	79.09	67.7	41.8	44.49
	RN18-KAP-NT ($\sigma = 0.2, K = 3$)	74.30	65.1	44.40	47.5
CIFAR100	RN18-NT	74.00	0.0	0.0	0.20
	RN18-NT ($\sigma = 0.1$)	61.60	6.00	5.20	33.70
	RN18-AT-ES	56.50	20.40	19.60	22.86
	RN18-KAP-NT ($\sigma = 0.1, K = 3$)	48.20	33.9	15.70	17.40
	RN18-KAP-NT ($\sigma = 0.2, K = 3$)	38.60	31.9	17.60	27.40

We first compared robustness in convolutional neural networks with and without KAP on the CIFAR10 and CIFAR100 datasets. For this we trained the vanilla ResNet18 architecture and two variations of this architecture where all convolution operations were followed by KAP.

Table 1 lists the robustness of different models trained on CIFAR10 and CIFAR100 datasets against several commonly used adversarial attacks. Confirming prior work He et al. (2019), we found that

on both CIFAR10 and CIFAR100 datasets, training the network with noisy activations can improve the network robustness. This improvement was most noticeable against the strong SQUARE black-box attack and to a lesser degree against PGD and AutoAttack. Furthermore, we found that adding KAP to the model significantly improves the robustness against all attacks and even beyond that of the adversarially trained ResNet18 architecture (AT). Robustness remained high against adversarial examples that were generated using models with activation noise (§A.2) as well as those transferred from RN18-NT and RN18-AT models (TableA5). The improved robustness was however at the expense of a noticeable reduction in clean accuracy that also increased with the activation noise variance σ . Although, it should also be noted that KAP models were trained using normal training procedures (i.e., no adversarial training) and as a result the computational cost of training was only a fraction of that required for adversarial training ($\sim 0.14\%$). See the supplementary Table A4 for a comparison of training speed between KAP models and adversarial training.

We additionally explored the effect of kernel pooling type (No pooling, Max pooling, and Average pooling) and activation noise variance ($\sigma \in \{0, 0.1, 0.2\}$) on the robust accuracy with the ResNet18 architecture. To get a better sense of how robustness generalizes to higher-strength attacks (i.e. larger ϵ), we also tested each model on several ϵ values ($\frac{2}{255}$ to $\frac{32}{255}$) using AutoAttack (Fig. 2). We found that (a) adding KAP to RN18 without activation noise already makes the network substantially more robust against attacks with smaller epsilons (Fig. 2a); (b) KAP model showed strong robustness to adversarial attacks on par with RN18-AT and even better performance against attacks with larger ϵ (Fig. 2b), while the variation with Kernel Max Pool was the least robust variation; (c) larger activation noise variance during training led to higher robustness against stronger attacks (Fig. 2c). Furthermore, in separate experiments, we also investigated the effect of model depth and kernel ensemble size on robustness, which we report in the appendix §A.3. We found that increasing the network depth and KAP kernel size both substantially improve the network robustness to AutoAttack.

4.3 Robustness against adversarial attacks on Imagenet

To test whether our results scale to larger datasets, we also trained and compared convolutional neural networks on two large-scale datasets, namely TinyImagenet (200 classes) and Imagenet (1000 classes). Here again, we used the ResNet18 architecture as our baseline and created variations of this architecture by adding KAP after every convolution operation. We found that reducing the weight decay parameter when training the KAP networks on Imagenet improves the performance of the KAP models and used a weight decay of $1e^{-5}$ in training our best models on Imagenet. In addition to the PGD- L_∞ attack, we also evaluated the models using AutoAttack on these datasets. However, because of its high computational cost, we used 1000 random samples from the validation set.

Table 2: Comparison of robust accuracy against various attacks on TinyImagenet and Imagenet datasets. For all attacks we used $\epsilon = 0.016$. Each attack is applied to the model without activation noise. †: models trained using Fast Adversarial Training Wong et al. (2019).

DATASET	MODEL	CLEAN	PGD- L_∞	AUTOATTACK	SQUARE
TINYIMAGENET	RN18-NT	58.90	0.00	0.00	3.30
	RN18-NT ($\sigma = 0.1$)	56.50	1.90	1.80	35.50
	RN18-AT-ES	45.80	25.40	21.60	29.10
	RN18-KAP-NT ($\sigma = 0.1, K = 3$)	39.60	25.70	16.5	18.70
IMAGENET	RN18-NT	68.68	0.0	0.0	2.80
	RN18-NT ($\sigma = 0.1$)	51.20	0.19	0.20	6.70
	RN18-AT†	53.20	8.00	8.00	8.20
	RN18-KAP-NT ($\sigma = 0.1, K = 3$)	9.60	6.05	2.85	2.95
	RN18WIDEX4-AT†	62.00	27.81	11.80	14.10
	RN18WIDEX4-KAP-NT ($\sigma = 0.1, K = 3$)	38.00	31.49	15.3	14.40

Table 2 summarizes the robust accuracy of different models on these two datasets. Overall, we found that (a) on these two datasets, sole usage of the activation noise similar to He et al. (2019) was much less effective at improving the network robustness; (b) robustness in the KAP variation of ResNet18 was significantly better than the original network and baseline trained with noise but slightly lower than the adversarial trained network on TinyImagenet dataset. On Imagenet, we found that the KAP variation of ResNet18 model was struggling to learn the task completely, reaching only about 10-12% accuracy on the clean dataset. We reasoned that the difficulty in learning the task on this dataset might be due to the large number of classes in this dataset and the possibility that the ResNet18 model does not have sufficient capacity to learn enough kernel ensembles to tackle this dataset. For

this reason we also trained a wider version of RN18 in which we multiplied the number of kernels in each layer by a factor of 4 (dubbed **RN18WideX4**). We found that this wider network significantly boosted the robust accuracy on Imagenet, even surpassing the adversarially trained model. However, again we found that this boost to adversarial robustness is accompanied by a significant decrease in clean accuracy.

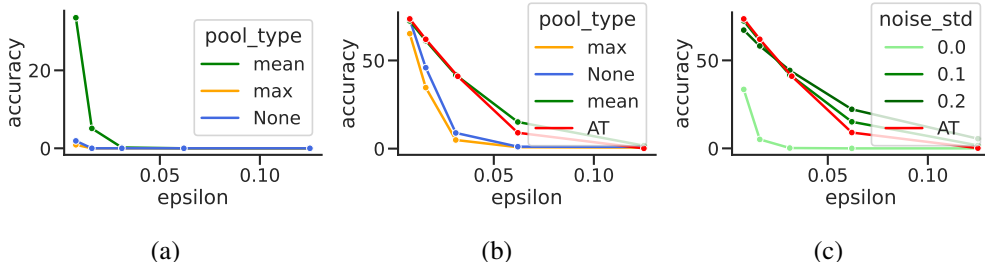


Figure 2: Robust accuracy in RN18-KAP model against AutoAttack with various attack strength ϵ on CIFAR10 dataset. (a) RN18 and RN18-KAP ($\sigma = 0$, $K = 3$); (b) RN18, RN18-KAP, RN18-KMP ($\sigma = 0.1$, $K = 3$) and AT; (c) RN18-KAP ($K = 3$) for various noise levels σ .

4.4 KAP yields topographically organized kernels

As described in the methods, KAP combines the output of multiple kernels into a single activation passed from one layer to the next. As this operation creates dependencies between multiple kernels within each group, we expected a certain level of similarity between the kernels within each pseudo-ensemble to emerge. To examine this, we visualized the weights in the first convolutional layer of the normally trained (**NT**), the adversarially trained RN18 architecture (**AT**) and two variations of RN18 with Kernel Average Pool (**KAP**) and Kernel Max Pool (**KMP**) on CIFAR10 and Imagenet datasets (Fig. 3). As a reminder for these experiments, we had incorporated a 2-dimensional KAP that was applied on the kernels arranged on a 2-dimensional sheet.

As expected, the kernels in **NT** and **AT** models did not show any topographical organization. Kernels in **KMP** model were sparsely distributed, with many kernels containing very small weights. This was presumably because of the competition amongst different kernels within each pseudo-ensemble that had driven the network to ignore many of its kernels. In contrast, in **KAP** model, we observed an overall topographical organization in the arrangement of the learned kernels along the two dimensional sheet. Moreover, in many cases the kernels gradually shifted from the dominant pattern in one cluster to another as traversing along either of the two kernel dimensions. This topographical organization of the kernels on the 2-dimensional sheet is reminiscent of the topographical organization of the orientation selectivity of neurons in the primary visual cortex of primates Hubel & Wiesel (1977).

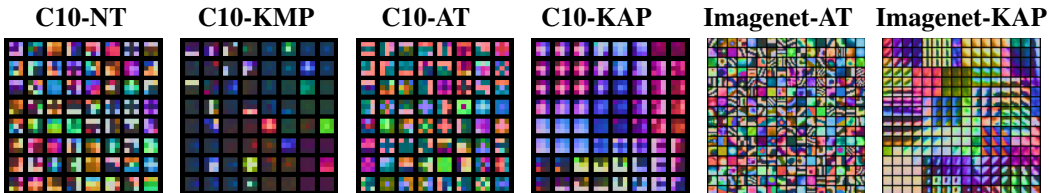


Figure 3: Visualization of the learned weights in the first layer of several variations of RN18 model.

5 Conclusion

We proposed Kernel Average Pooling as a mechanism for learning ensemble of kernels in layers of deep neural networks. We showed that when combined with activation noise, KAP-networks form a process that can be thought of as recursive randomized smoothing with ensembles applied at the level of features, where each stage consists of applying ensemble of kernels followed by noise injection. Our empirical results demonstrated significant improvement in network robustness at a fraction of computational cost of state-of-the-art methods like adversarial training. However, because of the need for learning ensemble of kernels at each network layer, the improved robustness

is often accompanied by reduced performance on the clean datasets. Our results suggest feature-level ensembling as a practical and scalable approach for training robust neural networks.

6 Acknowledgements

We thank Diganta Misra for the helpful comments and suggestions. PB is supported by the Healthy Brains Healthy Lives (fund #253784), Natural Sciences and Engineering Research Council of Canada (fund RGPIN-2021-03035), Fonds de Recherche Santé (fund #310924), and Canada Foundation for Innovation (fund #42730).

References

- Mahdiah Abbasi, Arezoo Rajabi, Christian Gagné, and Rakesh B Bobba. Toward adversarial robustness by diversity in an ensemble of specialized deep neural networks. In *Canadian Conference on Artificial Intelligence*, pp. 1–14. Springer, 2020.
- Rishabh Agarwal, Levi Melnick, Nicholas Frosst, Xuezhou Zhang, Ben Lengerich, Rich Caruana, and Geoffrey Hinton. Neural Additive Models: Interpretable Machine Learning with Neural Nets. In *NeurIPS*, 2021.
- Maksym Andriushchenko, Francesco Croce, Nicolas Flammarion, and Matthias Hein. Square attack: a query-efficient black-box adversarial attack via random search. In *European Conference on Computer Vision*, pp. 484–501. Springer, 2020.
- Anish Athalye, Nicholas Carlini, and David Wagner. Obfuscated gradients give a false sense of security: Circumventing defenses to adversarial examples. In *International conference on machine learning*, pp. 274–283. PMLR, 2018.
- Philip Bachman, Ouais Alsharif, and Doina Precup. Learning with pseudo-ensembles. *Advances in neural information processing systems*, 27:3365–3373, 2014.
- Pouya Bashivan, Reza Bayat, Adam Ibrahim, Kartik Ahuja, Mojtaba Faramarzi, Touraj Laleh, Blake Richards, and Irina Rish. Adversarial feature desensitization. *Advances in Neural Information Processing Systems*, 34:10665–10677, 2021.
- Leo Breiman. Bagging predictors. *Machine learning*, 24(2):123–140, 1996.
- Leo Breiman. Random forests. *Machine learning*, 45(1):5–32, 2001.
- Wieland Brendel, Jonas Rauber, and Matthias Bethge. Decision-based adversarial attacks: Reliable attacks against black-box machine learning models. *arXiv preprint arXiv:1712.04248*, 2017.
- Nicholas Carlini and David Wagner. Towards Evaluating the Robustness of Neural Networks. *Proceedings - IEEE Symposium on Security and Privacy*, pp. 39–57, 2017.
- Jeremy Cohen, Elan Rosenfeld, and J. Zico Kolter. Certified adversarial robustness via randomized smoothing. *36th International Conference on Machine Learning, ICML 2019*, 2019-June:2323–2356, 2019.
- Francesco Croce and Matthias Hein. Reliable evaluation of adversarial robustness with an ensemble of diverse parameter-free attacks. In *International conference on machine learning*, pp. 2206–2216. PMLR, 2020.
- Jia Deng, Wei Dong, Richard Socher, Li-Jia Li, Kai Li, and Li Fei-Fei. Imagenet: A large-scale hierarchical image database. In *2009 IEEE conference on computer vision and pattern recognition*, pp. 248–255. Ieee, 2009.
- Nicholas Ford, Justin Gilmer, Nicholas Carlini, and Ekin D. Cubuk. Adversarial examples are a natural consequence of test error in noise. volume 2019-June, pp. 4115–4139, 2019.
- Yoav Freund. Boosting a weak learning algorithm by majority. *Information and computation*, 121(2):256–285, 1995.

- Yoav Freund, Robert E Schapire, et al. Experiments with a new boosting algorithm. Citeseer, 1996.
- Ian Goodfellow, David Warde-Farley, Mehdi Mirza, Aaron Courville, and Yoshua Bengio. Maxout networks. In *International conference on machine learning*, pp. 1319–1327. PMLR, 2013.
- Ian J Goodfellow, Jonathon Shlens, and Christian Szegedy. Explaining and harnessing adversarial examples. *arXiv preprint arXiv:1412.6572*, 2014.
- Sven Gowal, Jonathan Uesato, Chongli Qin, Po-Sen Huang, Timothy Mann, and Pushmeet Kohli. An Alternative Surrogate Loss for PGD-based Adversarial Testing. 2019.
- Sven Gowal, Sylvestre-Alvise Rebuffi, Olivia Wiles, Florian Stimberg, Dan Andrei Calian, and Timothy Mann. Improving robustness using generated data. 2021. URL <http://arxiv.org/abs/2110.09468>.
- Trevor Hastie, Robert Tibshirani, and Jerome Friedman. The elements of statistical learnin. *Cited on*, pp. 33, 2009.
- Kaiming He, Xiangyu Zhang, Shaoqing Ren, and Jian Sun. Deep residual learning for image recognition. In *Proceedings of the IEEE conference on computer vision and pattern recognition*, pp. 770–778, 2016.
- Zhezhi He, Adnan Siraj Rakin, and Deliang Fan. Parametric noise injection: Trainable randomness to improve deep neural network robustness against adversarial attack. In *Proceedings of the IEEE/CVF Conference on Computer Vision and Pattern Recognition*, pp. 588–597, 2019.
- Geoffrey E. Hinton, Nitish Srivastava, Alex Krizhevsky, Ilya Sutskever, and Ruslan R. Salakhutdinov. Improving neural networks by preventing co-adaptation of feature detectors. 2012.
- Miklós Z Horváth, Mark Niklas Müller, Marc Fischer, and Martin Vechev. BOOSTING RANDOMIZED SMOOTHING WITH VARIANCE REDUCED CLASSIFIERS. pp. 33, 2022.
- David Hunter Hubel and Torsten Nils Wiesel. Ferrier lecture-functional architecture of macaque monkey visual cortex. *Proceedings of the Royal Society of London. Series B. Biological Sciences*, 198(1130):1–59, 1977.
- Harini Kannan, Alexey Kurakin, and Ian Goodfellow. Adversarial logit pairing. *arXiv preprint arXiv:1803.06373*, 2018.
- Sanjay Kariyappa and Moinuddin K Qureshi. Improving adversarial robustness of ensembles with diversity training. *arXiv preprint arXiv:1901.09981*, 2019.
- Alex Krizhevsky. Learning multiple layers of features from tiny images. 2009.
- David Krueger, Ethan Caballero, Joern-Henrik Jacobsen, Amy Zhang, Jonathan Binas, Dinghuai Zhang, Remi Le Priol, and Aaron Courville. Out-of-distribution generalization via risk extrapolation (rex). In *International Conference on Machine Learning*, pp. 5815–5826. PMLR, 2021.
- Ya Le and Xuan Yang. Tiny imagenet visual recognition challenge. *CS 231N*, 7(7):3, 2015.
- Mathias Lecuyer, Vaggelis Atlidakis, Roxana Geambasu, Daniel Hsu, and Suman Jana. Certified robustness to adversarial examples with differential privacy. In *2019 IEEE Symposium on Security and Privacy (SP)*, pp. 656–672. IEEE, 2019.
- Chizhou Liu, Yunzhen Feng, Ranran Wang, and Bin Dong. Enhancing certified robustness via smoothed weighted ensembling, 2021. URL <http://arxiv.org/abs/2005.09363>. type: article.
- Xuanqing Liu, Minhao Cheng, Huan Zhang, and Cho Jui Hsieh. Towards robust neural networks via random self-ensemble. *Lecture Notes in Computer Science (including subseries Lecture Notes in Artificial Intelligence and Lecture Notes in Bioinformatics)*, 11211 LNCS:381–397, 2018.
- Aleksander Madry, Aleksandar Makelov, Ludwig Schmidt, Dimitris Tsipras, and Adrian Vladu. Towards deep learning models resistant to adversarial attacks. *arXiv preprint arXiv:1706.06083*, 2017.

- Seyed Mohsen Moosavi-Dezfooli, Alhussein Fawzi, and Pascal Frossard. DeepFool: A Simple and Accurate Method to Fool Deep Neural Networks. *Proceedings of the IEEE Computer Society Conference on Computer Vision and Pattern Recognition*, 2016-Decem:2574–2582, 2016.
- Tianyu Pang, Kun Xu, Chao Du, Ning Chen, and Jun Zhu. Improving adversarial robustness via promoting ensemble diversity. *36th International Conference on Machine Learning, ICML 2019*, 2019-June:8759–8771, 2019.
- Tianyu Pang, Xiao Yang, Yinpeng Dong, Kun Xu, Jun Zhu, and Hang Su. Boosting adversarial training with hypersphere embedding. *Advances in Neural Information Processing Systems*, 2020-December(NeurIPS), 2020.
- Sylvestre-Alvise Rebuffi, Sven Gowal, Dan A. Calian, Florian Stimberg, Olivia Wiles, and Timothy Mann. Data augmentation can improve robustness. 2021. URL <http://arxiv.org/abs/2111.05328>.
- Alexander Robey, Luiz F. O. Chamon, George J. Pappas, Hamed Hassani, and Alejandro Ribeiro. Adversarial Robustness with Semi-Infinite Constrained Learning. *NeurIPS*, pp. 1–18, 2021.
- Anindya Sarkar, Anirban Sarkar, Sowrya Gali, and Vineeth N Balasubramanian. Get Fooled for the Right Reason: Improving Adversarial Robustness through a Teacher-guided Curriculum Learning Approach. *NeurIPS*, 2021.
- Vikash Sehwal, Saeed Mahloujifar, Tinashe Handina, Sihui Dai, Chong Xiang, Mung Chiang, and Prateek Mittal. Robust Learning Meets Generative Models: Can Proxy Distributions Improve Adversarial Robustness? pp. 1–30, 2022.
- Ali Shafahi, Mahyar Najibi, Amin Ghiasi, Zheng Xu, John Dickerson, Christoph Studer, Larry S. Davis, Gavin Taylor, and Tom Goldstein. Adversarial training for free! *Advances in Neural Information Processing Systems*, 32(NeurIPS), 2019.
- Nitish Srivastava, Geoffrey Hinton, Alex Krizhevsky, Ilya Sutskever, and Ruslan Salakhutdinov. Dropout: A Simple Way to Prevent Neural Networks from Overfitting. *Journal of Machine Learning Research*, 15:1929–1958, 2014.
- Florian Tramèr, Alexey Kurakin, Nicolas Papernot, Ian Goodfellow, Dan Boneh, and Patrick McDaniel. Ensemble adversarial training: Attacks and defenses. *6th International Conference on Learning Representations, ICLR 2018 - Conference Track Proceedings*, 2018.
- Florian Tramèr, Nicholas Carlini, Wieland Brendel, and Aleksander Madry. On adaptive attacks to adversarial example defenses. *arXiv preprint arXiv:2002.08347*, 2020.
- Haohan Wang, Xindi Wu, Zeyi Huang, and Eric P. Xing. High-frequency component helps explain the generalization of convolutional neural networks. In *2020 IEEE/CVF Conference on Computer Vision and Pattern Recognition (CVPR)*, pp. 8681–8691. IEEE, 2020. ISBN 978-1-72817-168-5. doi: 10.1109/CVPR42600.2020.00871. URL <https://ieeexplore.ieee.org/document/9156428/>.
- Siyue Wang, Xiao Wang, Pu Zhao, Wujie Wen, David Kaeli, Peter Chin, and Xue Lin. Defensive dropout for hardening deep neural networks under adversarial attacks. In *Proceedings of the International Conference on Computer-Aided Design*, pp. 1–8, 2018. doi: 10.1145/3240765.3264699. URL <http://arxiv.org/abs/1809.05165>.
- Eric Wong, Leslie Rice, and J Zico Kolter. Fast is better than free: Revisiting adversarial training. In *International Conference on Learning Representations*, 2019.
- Mitchell Wortsman, Gabriel Ilharco, Samir Yitzhak Gadre, Rebecca Roelofs, Raphael Gontijo-Lopes, Ari S. Morcos, Hongseok Namkoong, Ali Farhadi, Yair Carmon, Simon Kornblith, and Ludwig Schmidt. Model soups: averaging weights of multiple fine-tuned models improves accuracy without increasing inference time. 2022.
- Cihang Xie, Yuxin Wu, Laurens Van Der Maaten, Alan L. Yuille, and Kaiming He. Feature denoising for improving adversarial robustness. *Proceedings of the IEEE Computer Society Conference on Computer Vision and Pattern Recognition*, 2019-June:501–509, 2019.

- Hongyang Zhang, Yaodong Yu, Jiantao Jiao, Eric Xing, Laurent El Ghaoui, and Michael Jordan. Theoretically principled trade-off between robustness and accuracy. In *International Conference on Machine Learning*, pp. 7472–7482. PMLR, 2019.
- Zhi Hua Zhou, Jianxin Wu, and Wei Tang. Ensembling neural networks: Many could be better than all. *Artificial Intelligence*, 137:239–263, 2001. doi: 10.1016/j.artint.2010.10.001.
- Barret Zoph, Vijay Vasudevan, Jonathon Shlens, and Quoc V Le. Learning transferable architectures for scalable image recognition. In *Proceedings of the IEEE conference on computer vision and pattern recognition*, pp. 8697–8710, 2018.

A Appendix

A.1 2-Dimensional KAP

Given an input $z \in \mathbb{R}^{D \times N_k}$, where $N_k = N_r \times N_c$ is the number of kernels that can be rearranged into N_r rows and N_c columns, and D denotes the input dimension, the 2D kernel average pool operation with kernel size $K \times K$ and stride S , computes the function

$$\bar{z}_{ik}(x) = \frac{1}{K^2} \sum_{l=\lfloor \frac{Sk}{N_c} \rfloor - \frac{K-1}{2}}^{\lfloor \frac{Sk}{N_c} \rfloor + \frac{K-1}{2}} \sum_{m=(Sk \bmod N_c) - \frac{K-1}{2}}^{(Sk \bmod N_c) + \frac{K-1}{2}} z_{i(lN_c+m)} \quad (10)$$

Graphically, this procedure is visualized in Fig. A1.

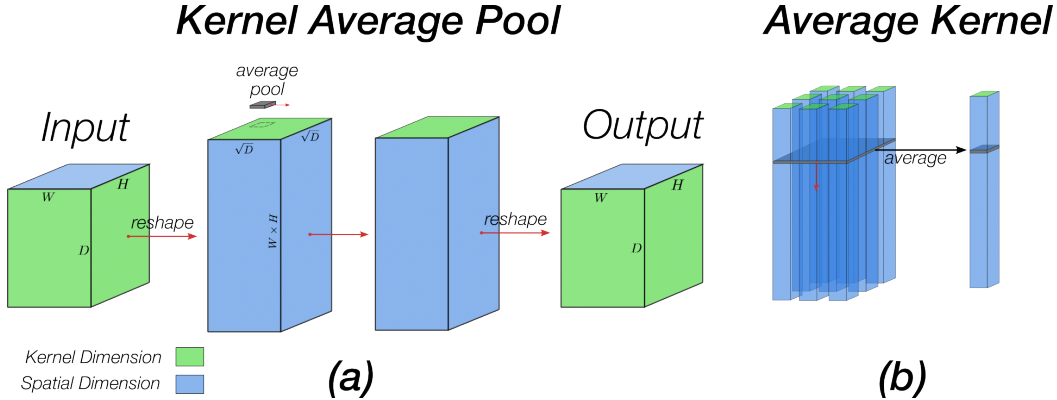


Figure A1: Graphic illustration of 2-dimensional KAP. a) the input tensor is first reshaped such that the spatial dimensions are collapsed onto a single dimension and the kernel dimension is rearranged as a matrix. A 2D average pool is applied on the reshaped tensor, and the resulting tensor is reshaped back into its original shape; b) the average kernel is applied per spatial position (i.e. a pixel) and computes the average of nearby kernel values at that spatial position.

A.2 Classification robustness for direct attacks on full models with activation noise

For completeness of our assessments, we also considered the case where the attacker is applied to the full model with activation noise. Tables A1 and A2 summarize the robust accuracies on CIFAR10, CIFAR100, TinyImagenet, and Imagenet datasets. Compared to the case where the attackers were applied on the model without activation noise, the KAP models achieved higher robust accuracies against attacks performed on the full model.

We reasoned that this improvement in robustness is potentially because of the test-time stochasticity in layer activations and its possible detrimental effect on gradient estimation in attacks that only use a single sample. To further investigate this, we also tested all of our models against the *random* version of AutoAttack ($AutoAttack_{rnd}$) in addition to the standard version of AutoAttack ($AutoAttack_{std}$). This attack applies Expectation over Transformation introduced by Athalye et al. (2018) to correctly compute the gradients over the expected transformation to the input (apgd-ce and apgd-dlr attacks, each with 20 iterations). We found that KAP models were also equally robust against the *random* version of AutoAttack.

A.3 Effect of network depth and kernel ensemble size on network robustness

We performed two additional experiments to investigate the effect of network depth and kernel ensemble size (which is controlled by KAP kernel size) on the network robustness. In the first experiment, we varied the network depth (number of convolutional blocks) between 1 to 3 layers while keeping the network width fixed. We observed that increasing the network depth improves its robustness against AutoAttack for both KAP and non-KAP networks. However, this improvement

Table A1: Comparison of adversarial accuracy against various attacks on CIFAR10 and CIFAR100 datasets where each attack is performed on the full model with activation noise. For all attacks we used $\epsilon = 0.031$.

DATASET	MODEL	CLEAN	PGD- L_∞	AUTOATTACK $_{std}$	AUTOATTACK $_{rnd}$	SQUARE
CIFAR10	RN18-NT	94.66	0.0	0.0	0.0	0.87
	RN18-NT ($\sigma = 0.1$)	88.95	10.91	8.79	8.30	84.42
	RN18-AT-ES	84.20	43.70	43.00	43.38	49.10
	RN18-KAP-NT ($\sigma = 0.1, K = 3$)	79.09	67.55	58.40	61.64	66.12
	RN18-KAP-NT ($\sigma = 0.2, K \in \{3\}$)	74.30	61.82	55.19	57.04	63.64
CIFAR100	RN18-NT	74.00	0.0	0.0	0.0	0.24
	RN18-NT ($\sigma = 0.1$)	61.60	5.23	4.06	4.30	49.46
	RN18-AT-ES	56.50	20.40	19.60	19.88	22.86
	RN18-KAP-NT ($\sigma = 0.1, K \in \{3\}$)	48.20	36.08	23.70	30.52	29.80
	RN18-KAP-NT ($\sigma = 0.2, K \in \{3\}$)	38.60	31.49	23.36	27.70	27.40

Table A2: Comparison of robust accuracy against various attacks on TinyImagenet and Imagenet datasets where each attack is performed on the full model with activation noise. For all attacks we used $\epsilon = 0.016$. †: models trained using Fast Adversarial Training Wong et al. (2019).

DATASET	MODEL	CLEAN	PGD- L_∞	AUTOATTACK $_{std}$	AUTOATTACK $_{rnd}$
TINYIMAGENET	RN18-NT	58.90	0.12	0.02	0.04
	RN18-NT ($\sigma = 0.1$)	56.50	0.26	0.16	0.38
	RN18-AT-ES	45.80	25.40	21.60	21.92
	RN18-KAP-NT ($\sigma = 0.1, K \in \{3\}$)	39.60	27.24	20.78	22.50
IMAGENET	RN18-NT	68.68	0.0	0.0	0.0
	RN18-NT ($\sigma = 0.1$)	51.20	0.19	0.20	0.0
	RN18-AT†	53.20	19.23	6.00	6.00
	RN18-KAP-NT ($\sigma = 0.1, K \in \{3\}$)	9.60	9.14	3.00	4.80
	RN18WIDEX4-AT†	62.00	27.81	11.80	11.60
	RN18WIDEX4-KAP-NT ($\sigma = 0.1, K \in \{3\}$)	38.00	30.91	21.40	31.00

was much more pronounced for KAP networks (Fig. A2a). In the second experiment, we varied the KAP kernel size between 1 to 4 to investigate the effect of larger ensemble sizes on the network robustness. In each network, we set the KAP stride equal to the KAP kernel size to avoid overlapping between ensembles, and also increased the network width by the same factor as the KAP kernel size to allow each network to learn the same number of kernel ensembles. We found that increasing the KAP kernel size and consequently the ensemble size further improves the network robustness against AutoAttack (Fig. A2b). The resulting kernel ensembles in each of these models are shown in Fig.A3.

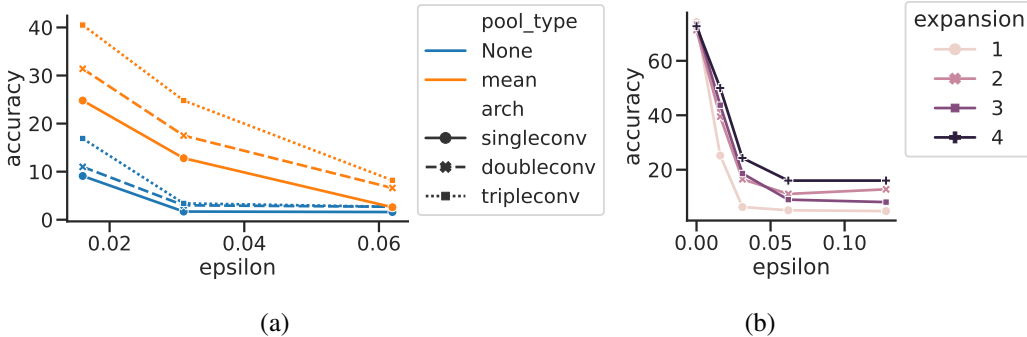


Figure A2: Effect of network depth and kernel ensemble size on the robustness to AutoAttack ($\epsilon = 0.031$) on CIFAR10 dataset. a) increasing the number of layers in a CNN from 1-3 significantly improves its robustness to AutoAttack in networks with KAP (pool_type=mean) compared to networks without KAP (pool_type=None); b) increasing the kernel ensemble size by increasing the KAP kernel size (expansion) improves the network robust accuracy against AutoAttack. All attacks are performed on the model with no activation noise.

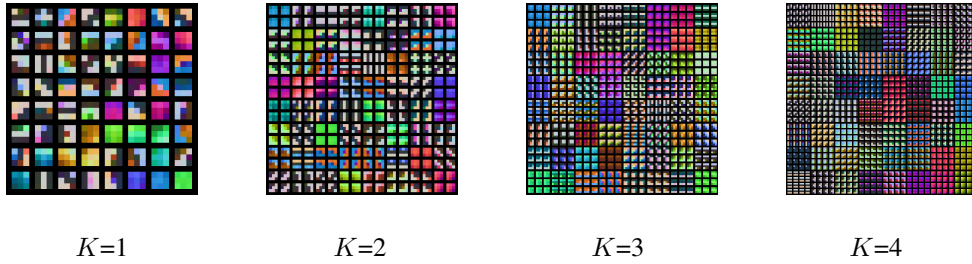


Figure A3: Visualization of the learned weights in the first layer of 3-layer convolutional networks with varying KAP kernel size K .

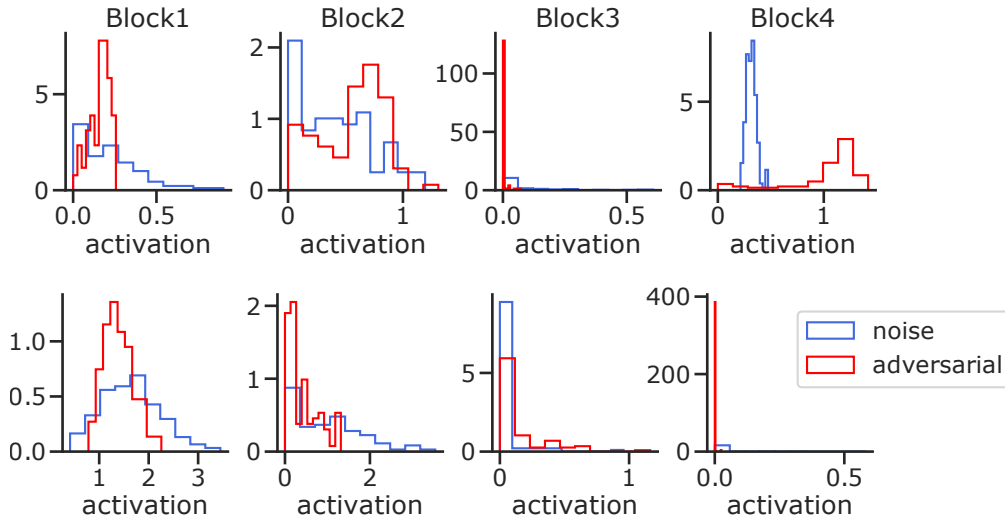


Figure A4: Distribution of layer activations in a random kernel for RN18-NT($\sigma = 0.1$) (top) and RN18-NT-KAP($\sigma = 0.1$) (bottom) trained on CIFAR10 dataset. We extracted the layer activations in response to a single random input image perturbed 100 times with random Gaussian noise or AutoAttack. Distributions of layer activations to noise and adversarial examples exhibit increased divergence in Block 4 in RN18-NT model but not in RN18-NT-KAP. The same pattern is replicated when considering other randomly selected input images from the validation set.

Table A5: Robust accuracy against transfer attacks on CIFAR10. Attacks were generated using each *Reference Model* and tested on the *Model*. For all attacks we used $\epsilon = 0.031$.

MODEL	REFERENCE MODEL	AUTOATTACK
RN18-KAP-NT ($\sigma = 0.1, K = 3$)	RN18-NT	76.4
	RN18-AT	66.19
RN18-KAP-NT ($\sigma = 0.2, K = 3$)	RN18-NT	68.6
	RN18-AT	61.84

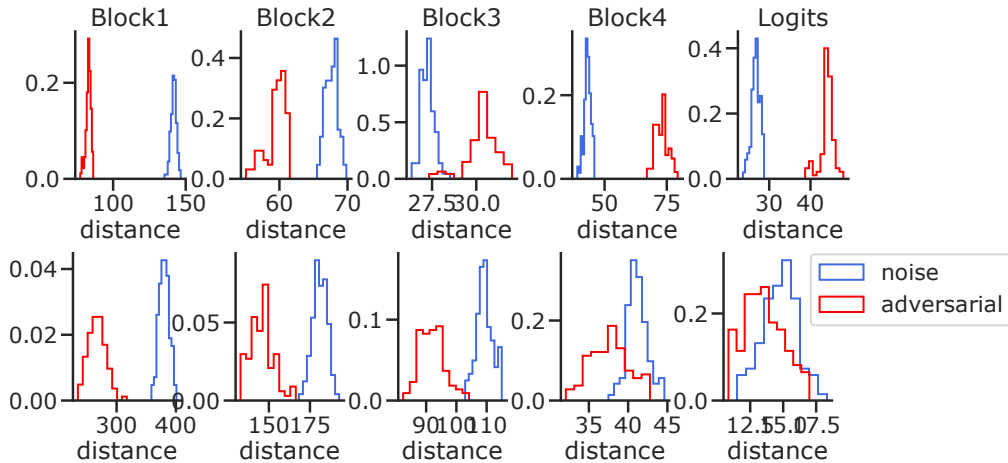


Figure A5: Distribution of perturbation magnitude in layer activations for RN18-NT($\sigma = 0.1$) (top) and RN18-NT-KAP($\sigma = 0.1$) (bottom) trained on CIFAR10 dataset. We extracted the layer activations in response to a single random input image perturbed 100 times with random Gaussian noise or AutoAttack. Perturbation magnitude is computed as the L_2 distance between perturbed and clean input activations ($f^{(l)}(x + n_i) - f^{(l)}(x)$ for noise and $f^{(l)}(x'_i) - f^{(l)}(x)$ for adversarial perturbations). Distributions of layer activations to noise and adversarial examples exhibits divergence in later blocks in RN18-NT model but not in RN18-NT-KAP.

Table A3: Attack hyperparameters used to validate model robustness on each dataset.

Attack	Dataset	Steps	Size (ϵ)	More
PGD- L_∞	CIFAR	20	$\frac{8}{255}$	step= $\frac{2}{255}$
	TinyImagenet		$\frac{4}{255}$	step= $\frac{2}{255}$
	Imagenet		$\frac{1}{255}$	step= $\frac{1}{255}$
$AutoAttack_{std}$	CIFAR	100	$\frac{8}{255}$	default standard AA - APGD-ce, APGD-t, FAB, SQUARE
	TinyImagenet		$\frac{4}{255}$	
	Imagenet		$\frac{1}{255}$	
$AutoAttack_{rnd}$	CIFAR	100	$\frac{8}{255}$	default random AA - APGD-ce and APGD-dlr, each with 20 EoT iterations
	TinyImagenet		$\frac{4}{255}$	
	Imagenet		$\frac{1}{255}$	
SQUARE	CIFAR	5000	$\frac{8}{255}$	default SQUARE setting
	TinyImagenet		$\frac{4}{255}$	
	Imagenet		$\frac{1}{255}$	

Table A4: Comparison of training speed between alternative models. All training times were computed on the CIFAR10 dataset and ResNet18 architecture using a single A100 GPU.

Dataset	Model	Ave. Training Speed / Epoch
CIFAR10	RN18-NT	12.5 ± 0.5 sec
	RN18-AT	100.75 sec
	RN18-KAP-NT ($\sigma = 0.1, K = 3$)	14.5 ± 0.5 sec