

AN IMPROVED ALGORITHM FOR GENERALIZED ČECH COMPLEX CONSTRUCTION

JIE CHU¹, MIKAEL VEJDEMO-JOHANSSON^{1,2} AND PING JI^{1,3}

¹ *CUNY Graduate Center, 365 Fifth Avenue, New York, NY, USA*

² *CUNY John Jay College, 524 W 59th St, New York, NY, USA*

³ *CUNY College of Staten Island, 2800 Victory Blvd, Staten Island, NY, USA*

ABSTRACT. In this paper, we present an algorithm that computes the generalized Čech complex for a finite set of disks where each may have a different radius in 2D space. An extension of this algorithm is also proposed for a set of balls in 3D space with different radius. To compute a k -simplex, we leverage the computation performed in the round of $(k - 1)$ -simplices such that we can reduce the number of potential candidates to verify to improve the efficiency. An efficient verification method is proposed to confirm if a k -simplex can be constructed on the basis of the $(k - 1)$ -simplices. We demonstrate the performance with a comparison to some closely related algorithms.

1. INTRODUCTION

In topological data analysis, several types of simplicial complexes that encode geometric information are in widespread use. Although for computational reasons the Vietoris-Rips complex is most commonly used, the Čech complex has much stronger theoretical justifications. For instance, [14] proved that a Čech complex can recover the homological structure of a manifold given dense enough sampling from the manifold and [4, 5] proved that the sensor network coverage problem can be solved using the connectivity information in a Čech complex.

In this work we are interested in the generalized Čech complex: we are given a set of disks D in the 2D plane, where each disk d_i has its own radius r_i . The vertices of the Čech complex are formed by the disk centers, and a k -simplex is included in the generalized Čech complex precisely when all $k + 1$ disks associated with the vertices share a common point of intersection. This is a stricter criterion than for the Vietoris-Rips complex, where it is sufficient that each pair of disks has a non-empty intersection. The Alpha complex is also homotopy equivalent to the union of disks. It is defined over the set of cells which are the intersection of disks and its Voronoi cells[7].

Čech complex is excellent in capturing the exact topology for applications like the network coverage modeling, where blanket coverage problem can be addressed easily by the Čech complex[4]. It also reveals higher order information about the coverage, such as the level of coverage or redundant sensors in the network. Even

E-mail address: jchu1@gradcenter.cuny.edu, mvj@math.csi.cuny.edu, pji@gc.cuny.edu.

though the Alpha complex is homotopy equivalent, the boundary groups carry information about redundancy in the network that requires the Čech complex to fully measure it.

But the stricter definition also leads to great difficulty in computation. There has been some research in computing the Čech complex. If all disks have the same radius, which is called the standard Čech complex, [3] proposes an efficient algorithm, and many software packages are available [6, 13, 17]. [12] outlines an algorithm for computing the generalized Čech complex for a set of disks with varying radius and [8] proposes a method to compute the Čech complex filtration over a set of disks.

Our work is inspired by the excellent work in [12, 8], and we propose an improved algorithm based on the work in [12]. In section 3 we describe the algorithm for computing generalized Čech complex in both 2D and 3D. In section 4, we perform experiments for evaluating the performance of our algorithm in comparison to the work in [12]. We summarize and conclude the paper with possible future works in section 5.

2. BACKGROUND AND RELATED WORK

In \mathbb{R}^d , Čech complex C is defined on a set of points P , with P as the vertex set of the Čech complex. A k -simplex is in C if the d -balls centered at $k+1$ points have a non-empty intersection. Given a set of disks D in \mathbb{R}^2 , where each disk $d_i \in D$ has its center located at $p_i = (x_i, y_i)$, with radius r_i , there are several common choices of simplicial complex to encode the geometric information of the set of disks. When $r_i = \frac{\epsilon}{2}, \forall i$, we can define the standard Čech complex as $C_\epsilon(D) = \{\sigma \subseteq D \mid \bigcap_{d \in \sigma} d \neq \emptyset\}$. The generalized Čech complex is defined as the same, but without the condition that all r_i have the same value, so that each circle may have different radius. This definition can be easily extended to 3D space, as we will see in Section 3.1, we will focus on 2D space in the discussion of this section.

Due to the difficulty of computation and the size of its representation, Čech complex is often approximated with other simplicial complexes or techniques [11]. The Vietoris-Rips complex is a common choice to approximate the Čech complex as in [4], due to its lower computation cost. The Vietoris-Rips complex can be defined as $VR(D) = \{\sigma \subseteq D \mid \|d_i - d_j\| < r_i + r_j, \forall d_i, d_j \in \sigma\}$, where $\|d_i - d_j\|$ denotes the Euclidean distance of the centers of the two disks, i.e. a set of disks form a k -simplex if they form a $k+1$ -clique in the neighborhood graph.

The Čech complex and the Vietoris-Rips complex agree on the 0 and 1 simplices, and the Čech complex is a subcomplex of the Vietoris-Rips complex when $k \geq 2$. [18] formulated a two-phase approach to compute Vietoris-Rips complexes efficiently. The first phase is to construct the neighborhood graph which is the 1-skeleton of both Čech complex and Vietoris-Rips complex. [18] surveyed several methods for this process and compared their performances. In this paper, we do not study the construction of the neighborhood graph further.

The second phase in their work is to construct the Vietoris-Rips complex incrementally. In this paper, we employ a similar approach as what Zomorodian described as the ‘‘inductive algorithm’’ to enumerate candidates for a potential Čech k -simplex to be verified. However, the Čech complex has a stricter definition compared to the Vietoris-Rips complex, so that a Vietoris-Rips k -simplex is merely

a candidate for a Čech k -simplex, requiring further verification as proposed in Section 3. In verifying a candidate for the Čech complex, a closely related algorithm as used in [3] is the minimum enclosing ball(/sphere) algorithm. In the standard Čech complex setting, to determine if there is a non-empty intersection among multiple disks, it can be formulated as whether the radius of the minimum enclosing ball of the centers of disks is less than the radius of disks. There are many studies on the minimum enclosing ball problem and an efficient algorithm can be found in [9].

The Alpha complex(α -complex) is also homotopy equivalent to the union of disks and widely used[7]. For each disk d_i centered at p_i , the Voronoi cell is defined as $V_i = \{x \in \mathbb{R}^2 \mid \|x - p_i\| \leq \|x - p_j\|, \forall j\}$. We can define $R_p(d_i) = d_i \cap V_i$, and the alpha complex is defined as $Alpha(D) = \{\sigma \subseteq D \mid \bigcap_{d_i \in \sigma} R_p(d_i) \neq \emptyset\}$. A weighted version can be defined by assigning weights to each disk, similar to the generalized Čech complex. [15] proposes an output-sensitive algorithm to compute weighted alpha-complex. However, as we argued in the introduction, Čech complex retains the geometric information about the redundancy of coverage better when we use it to model sensor networks. The boundary groups are much smaller when using alpha complexes than when using Čech complexes. Hence, the alpha complex will give a misleading notion of how redundant the network really is.

Given a set of curves, there are algorithms[16] that compute 2D arrangements, which decompose the plane into open cells, and thus can be used for constructing Čech complex. An open cell bounded by multiple curves is called a face. One can compute the 2D arrangement given the set of the circular boundaries of all disks. For a face F , any subset of D_F , where $D_F = \{d \in D \mid d \supset F\}$, is corresponding to a Čech simplex. However, there may be some faces which are not corresponding to the intersection region of a Čech simplex and a simplex may be related to multiple faces. Due to this over-counting issue plus the time complexity of the 2D arrangement algorithm itself, the efficiency of this approach to construct the Čech complex is yet to be evaluated.

3. ALGORITHMS

We will first deal with 2D space. In \mathbb{R}^2 , we are given a set of disks D , where disk $d_i \in D$ has its center located at (x_i, y_i) , with radius r_i , we want to construct the generalized Čech complex for D as defined in 2. The core task is to determine if a set of disks has a non-empty intersection, i.e., for a set of disks $\{d_0, d_1, \dots, d_k\}$, if $\bigcap_{i=0}^k d_i \neq \emptyset$ then they form a k -simplex. Both 0-simplices and 1-simplices are easy to compute, with a 0-simplex as the center of each disk and the 1-simplices corresponding to the edges of the neighborhood graph. We will focus on the case when $k > 2$.

One key observation of the Čech complex construction process is that we could obtain a k -simplex by extending a $(k - 1)$ -simplex. A k -simplex should contain k disks that form $(k - 1)$ -simplex, and a disk that at least has non-empty intersections with all these existing k disks. In this way, we can iteratively compute it based on the previous calculation.

Once we are given a set of $k + 1$ disks as a potential candidate for k -simplex, we need to verify all disks have a non-empty intersection. As discussed in [8], the intersection for a k -simplex is one of the following scenarios (as shown in Figure 1 for three circles):

- (1) The smallest disk which is inside all other k disks,

- (2) A single point,
- (3) A region bounded by multiple circumference arcs.

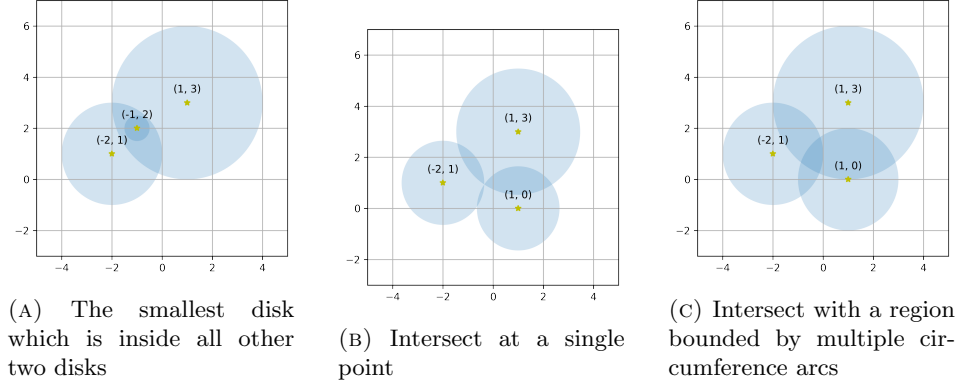


FIGURE 1. Intersections of circles

The first scenario can be verified efficiently. The second scenario is a special case of the third. As of the third scenario, the intersection region is bounded by multiple circumference arcs, that each one is part of the boundary of a disk. We can define this set of disks as the boundary support set $B(s_k)$ for k -simplex s_k . The boundary of two disks will have two intersection points. We will justify in the following part that it is possible to determine if the intersection is non-empty by verifying intersection points of some disk boundaries.

As described earlier, we are given a $(k-1)$ -simplex $s_{k-1} = \{d_{i_0}, d_{i_1}, \dots, d_{i_{k-1}}\}$ and a new disk d_{i_k} to be determined if they form a k -simplex. If they do form a k -simplex s_k , either the intersection of the disks in the $(k-1)$ -simplex is completely inside the newly added disk d_{i_k} , such that the support set doesn't change, or d_{i_k} reduces the intersection region such that it belongs to the support set $B(s_k)$ and part of its boundary bounds intersection for the k -simplex. And thus we can simply verify if either of those two cases is true.

For the first case, we can verify if the intersection point that we computed for $(k-1)$ -simplex lies in the newly added disk d_{i_k} . And for the second case, since part of the boundary of the newly added disk d_{i_k} is in the set of the arcs that bounds intersection for the k -simplex, then there has to be an intersection point p between the boundary of d_{i_k} and the boundary of some other disk $d_{i_j} \in B(s_k)$ that lies in the range of all disks. We'll denote intersection points of the boundaries of two disks d_i and d_j as $p \in \partial d_i \cap \partial d_j$. Since we don't know $B(s_k)$, we will simply verify for every disk in s_{k-1} , if any of their intersection points with the newly added disk d_{i_k} is inside all other disks.

We adapt the ideas from above and construct the algorithm in two steps, which are candidate enumeration and candidate verification, as shown in Algorithm 1 and 2. Then we can use those two functions to compute k -simplices as shown in Algorithm 3.

3.1. 3D Extension. To extend the algorithm to \mathbb{R}^3 , we are given a set of balls B in \mathbb{R}^3 , where each ball $b_i \in B$ has its center located at (x_i, y_i, z_i) , with radius r_i . The candidate enumeration algorithm remains the same as of in the 2D case, while

Algorithm 1: Candidate Enumeration Algorithm

Function *GenerateCandidate*(S_{k-1}, Nbr)
Data: Set of $(k-1)$ -simplices S_{k-1} , Neighbor set Nbr_v for each disk $v \in D$
Result: Set of candidates for k -simplex
 $C \leftarrow \emptyset$; **for** s **in** S_{k-1} **do**
 $\hat{N} \leftarrow \bigcap_{v \in s} Nbr_v$;
 for d **in** \hat{N} **do**
 $C \leftarrow C \cup \{(s, d)\}$;
 end
end
return C ;
end

Algorithm 2: Candidate Verification Algorithm

Function *Verify*(s_{k-1}, d, p)
Data: $(k-1)$ -simplex s_{k-1} , disk d that is shared neighbor of the vertices in s_{k-1} , Cached intersection p of s_{k-1}
Result: Intersection Point of the k -simplex (s_{k-1}, d)
if *the smallest disk is inside all others* **then**
 return *Center of the smallest disk*
end
if p *is inside* d **then**
 return p
end
for $d_i \in s_{k-1}$ **do**
 $X \leftarrow \partial d_i \cap \partial d$;
 if *Any* $pt \in X$ *is inside all other disks* **then**
 return pt
 end
end
return \emptyset
end

the candidate verification algorithm needs to be extended. The intersection for a k -simplex in \mathbb{R}^3 will be one of the following scenarios:

- (1) The smallest ball which is inside all other k balls,
- (2) A single point,
- (3) A region bounded by the surfaces of multiple balls.

For these three scenarios, we will use a similar approach as what we did for the 2D setting. We can deal with the first scenario by checking if the center of the smallest ball is inside all other balls. Then for the other two cases, when a new ball is added to a $(k-1)$ -simplex, we need to verify if they form a k -simplex, which will also lead to two cases: either the intersection region is completely contained in the new ball, or the new ball reduces the intersection region and thus belongs to the support set.

Algorithm 3: Construction of all k -simplices

```

Function  $KSimplex(S_{k-1}, Nbr)$ 
  Data: Set of all  $(k-1)$ -simplices  $S_{k-1}$ , Neighbor set  $Nbr_v$  for each
           vertex  $v \in N$ 
  Result: Set of all  $k$ -simplices
   $S_k \leftarrow \emptyset$ ;
   $CachedP \leftarrow \emptyset$ ;
  for  $s_{k-1}, d \leftarrow GenerateCandidate(S_{k-1}, Nbr)$  do
     $p \leftarrow Verify(s_{k-1}, d, CachedP[s_{k-1}])$ ;
    if  $p$  then
       $s_k \leftarrow s_{k-1} \cup \{d\}$ ;
       $S_k \leftarrow S_k \cup \{s_k\}$ ;
       $CachedP[s_k] \leftarrow p$ ;
    end
  end
  return  $S_k$ ;

```

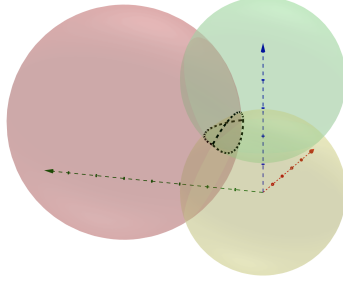


FIGURE 2. Intersection of three balls

When two balls intersect with each other, we get a union of two spherical caps. The spheres of two balls intersect with each other at a circle. This circle serves the same purpose as the intersection points for disks in 2D case, i.e. part of this circle is the “crease” of the intersection region. As shown in Figure 2, three balls intersect, where the black dashed lines indicate the “crease” of the intersection region. This is the special part of the intersection region that is easier to compute.

If the intersection region is not affected, we can use a cached intersection point of the $k-1$ -simplex to verify if it is the case. Otherwise, there has to be a “crease”, which is formed by the newly added ball and some other balls and is contained by all balls in the k -simplex. Therefore, for each circle that is the intersection of the spheres of the newly added ball and another ball, we will intersect all other balls with the plane where this circle is, and verify that if there exists a non-empty intersection region between these intersected circles, similar to what we did in the 2D scenario. Eventually, we will get a point of the intersection region of the k -simplex that can be cached for the computation of $(k+1)$ -simplex.

Algorithm 4: Candidate Verification Algorithm in \mathbb{R}^3

```

Function Verify3D( $s_{k-1}, b, p$ )
  Data: ( $k - 1$ )-simplex  $s_{k-1}$ , ball  $b$  has non-empty intersection with
           every ball in  $s_{k-1}$ , Cached intersection  $p$  of  $s_{k-1}$ 
  Result: Intersection Point of the  $k$ -simplex ( $s_{k-1}, b$ )
  if the smallest ball is inside all others then
    | return Center of smallest ball
  end
  if  $p$  intersects with  $d$  then
    | return  $p$ 
  end
  for  $b_i \in s_{k-1}$  do
    |  $c \leftarrow \partial b_i \cap \partial b$  ;
    |  $f \leftarrow$  plane where  $c$  belongs to ;
    |  $C \leftarrow \{c_j | c_j = \partial b_j \cap f\}$  ;
    | if the smallest circle in  $C$  is inside all others then
      | | return Center of the smallest disk
    | end
    | for  $c_i \in C$  do
      | | if(any  $p \in \{\partial c_i \cap \partial c\}$  is inside all other  $c_j \in C$ ) return  $p$  ;
    | end
  end
  return  $\emptyset$ 
end

```

3.2. Theoretical analysis. First, we examine the time complexity of our algorithm, which is hard to analyze since the running time of this algorithm is output-sensitive. Our algorithm computes each dimension k based on the result of the previous dimension $k - 1$. We decompose the algorithm into two phases. In the candidate enumeration phase, each candidate we generate is essentially a Vietoris-Rips simplex that needs to be verified by finding a non-empty intersection among all disks. In the ideal case, every candidate we generate is indeed a Čech simplex. Therefore, the number of candidates generated is lower bounded by the number of Čech simplices and upper bounded by the number of Vietoris-Rips simplices. The running time of the candidate verification algorithm depends on the scenario of the intersection region for simplex k . If the new disk doesn't affect the intersection region, then it takes $O(1)$ to check the cached intersection point. If the new disk is the smallest, then it takes $O(k)$ to verify if its center is inside all other disks. The last scenario is when we need to compute the intersection points of the boundary of the new disk with all other disks in $k - 1$ -simplex (which is $O(k)$) and then verify if any of those intersection points is inside all other disks (which is $O(k)$ under 2D setting, and $O(k^2)$ under 3D setting). Therefore, the overall time complexity for verification is $O(1)$ in the best scenario, $O(k^2)$ in the worst case under the 2D setting, and $O(k^3)$ under the 3D setting. To combine the two phases together, the time complexity to compute Čech complex for dimension k is $O(c_k)$ for the best

scenario and $O(k^2 \cdot vr_k)(O(k^3 \cdot vr_k))$ for 3D) for the worst scenario, where c_k denotes the number of Čech simplices in dimension k and vr_k denotes the number of Vietoris-Rips simplices in dimension k .

Secondly, we analyze the memory complexity. When we construct simplices for dimension k , we cached the intersection point for each simplex in dimension $k - 1$ and k . Therefore, the overall memory complexity is $O(\max(c_k))$, where $\max(c_k)$ denotes the maximum number of simplices for one dimension k .

3.3. Optimization for high dimensions. Helly’s theorem[1](Problem 29) states that for a set of convex objects in R^d , if any $d+1$ members of the set have non-empty intersections, then the intersection of all members is also non-empty. Therefore, in 2D and 3D spaces, we only need to check up to 2-simplices and 3-simplices respectively, and the result in higher dimension is implied in the lower dimension.

A direct application of Helly’s theorem is that we can revise the verification algorithm for a candidate set s_k for k -simplices where $k > d$ in R^d , if every subset of size $d+1$ forms a d -simplex, which can be easily verified from previous computation, then s_k forms a k -simplex. However, this requires querying $\binom{k+1}{d+1}$ d -simplices, which is $O(k^3)$ in 2D space and $O(k^4)$ in 3D space. An extension of Helly’s theorem is that for a set of $k + 1$ convex objects s_k where $k > d$, if any subset of k convex objects has non-empty intersection, then any subset of $d + 1$ objects has non-empty intersection, and therefore all members of the set s_k have non-empty intersection. To verify a candidate set s_k for k -simplices where $k > d$ in R^d , we could check if all of its $k - 1$ face are all in the complex. This will only require $O(k)$ of set queries. We will demonstrate the performance of those two approaches in Section 4.

4. EXPERIMENT AND PERFORMANCE EVALUATION

In this section, we are going to evaluate the performance of our algorithm under 2D setting in comparison to the work in [12]. We also compare our algorithm with the minimum enclosing ball algorithm under both 2D and 3D settings but for standard Čech complex. All algorithms are implemented in Python 3.8 and running on a machine with a 2GHz Intel i5 CPU and 16GB memory.

Set Size	Datasets Density and distribution	Running Time	
		Our method	Le et al.
40	Evenly	1.993 ms ± 0.080 ms	40.505 ms ± 1.123 ms
40	Random	10.863 ms ± 0.458 ms	865.707 ms ± 13.439 ms
90	Evenly	31.506 ms ± 3.207 ms	14.931 s ± 696.922 ms
90	Random	153.040 ms ± 2.115 ms	3.947 min ± 3.908 s
150	Evenly	69.367 ms ± 5.594 ms	1.439 min ± 1.291 s
150	Random	554.581 ms ± 19.980 ms	74.689 min ± 2.222 min
10000	Evenly	1min 27s ± 1.4 s	175.63 min ± 2.89 min (stops early at $k = 6$)

TABLE 1. Running time Comparison for constructing 2D generalized Čech complex

As shown in Figure 3, we tested the two algorithms with both evenly distributed and randomly distributed sets of disks, that have various sizes and densities. We also generate a dataset with 10k disks evenly distributed, which follows a similar

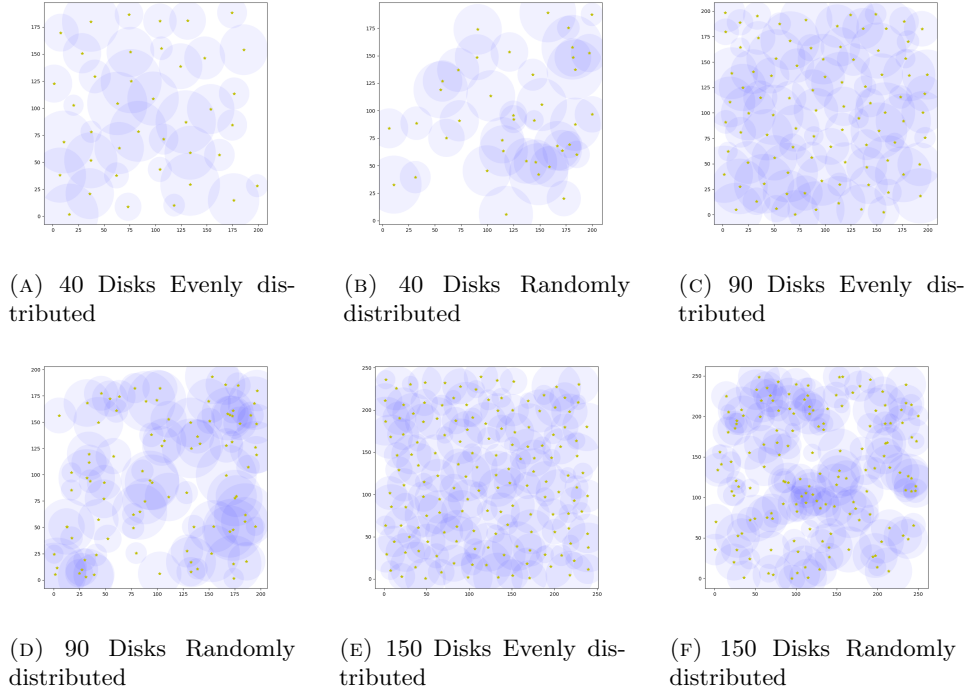


FIGURE 3. Experiment Dataset

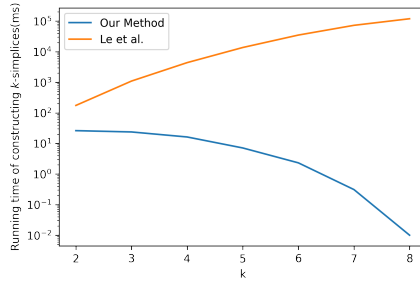


FIGURE 4. Comparison of running time for each dimension for data shown in Figure 3d

density as seen in Figure 3e but is not plotted due to the size of the dataset. We use the Poisson Disk Sampling method described in [2] to generate positions for the evenly distributed disks and use uniform distribution to generate the randomly distributed disks. The radius of each disk is generated as $\alpha \cdot R$, where R is a fixed number and α is a scale factor that follows a uniform distribution $U(0.3, 1)$. The running time is an average of 7 runs on the same data set, as shown in Table 1.

We observe here that our algorithm outperforms in every setting, achieving up to thousands of times boost in performance. The performance margin grows as the density and size of the data set to grow. The improvement of performance comes

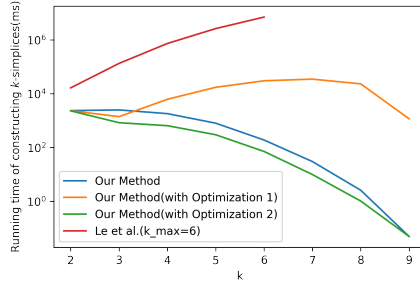
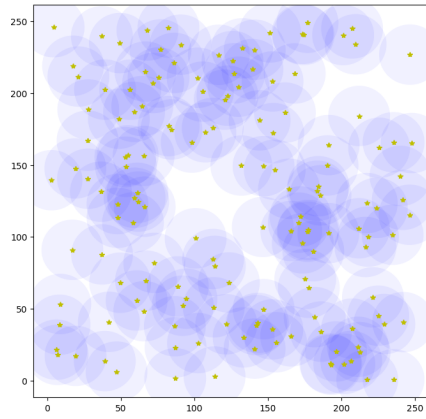
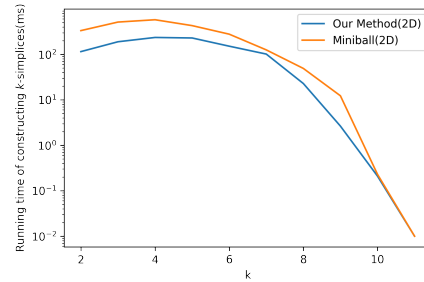


FIGURE 5. Comparison of running time for each dimension for dataset with 10k disks



(A) 150 Disks Randomly distributed with same radius



(B) Comparison of running time for each dimension

FIGURE 6. Comparison of running time with Minimum Enclosing Ball algorithm for 150 disks with same radius

from two aspects. The first one, when we generate the candidates for potential k -simplices, only the $(k-1)$ -simplices are considered instead of all combinations of k neighbors of one disk. Fewer $(k-1)$ -simplices leads to fewer k -simplex candidates for verification. The second part comes from the candidate verification algorithm, where we don't need to enumerate all pairs among $k+1$ disks to verify if any of their intersections points lies in all others, and thus we reduce the running time from $O(k^3)$ to $O(k^2)$ for the worst scenario when verifying a single k -simplex candidate. Therefore, if the disks are densely located which leads to a higher dimension in the Čech complex, that is where our algorithm outperforms by a large margin.

For example, as shown in Figure 3d, the disks are randomly deployed with areas of high density and thus result in high dimensions in Čech complex. Our algorithm can complete the computation in just 153 ms, in comparison, the algorithm in [12] will take around 4 minutes to compute all 8 dimensions. Figure 4 gives a better view of the details of the running time. Here, we compare the running time to construct all k -simplices for each k , where $k \in [2, 8]$. While the running time of the

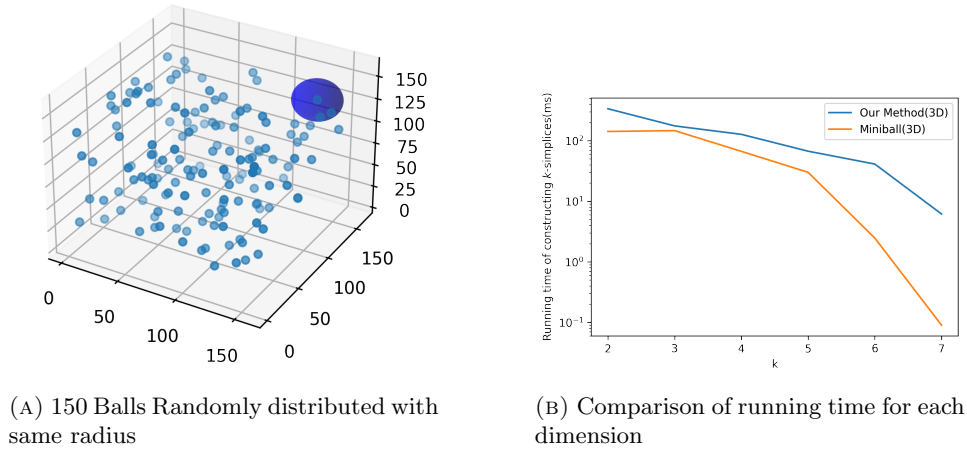


FIGURE 7. Comparison of running time with Minimum Enclosing Ball algorithm for 150 balls with same radius under 3D setting

algorithm in [12] grows sub-exponentially with the dimension k , the running time of our algorithm remains on a very low level. The running time of our algorithm drops as the number of simplices in higher dimensions reduces.

We also evaluate the efficiency of the optimization for simplices with higher dimensions, which we proposed in Section 3.3. As shown in Figure 5, the performances of three versions of our algorithm are evaluated with the 10k dataset. Optimization 1 denotes the algorithm with direct application of Helly’s theorem and Optimization 2 denotes the extended version. As we expected, the direct application of Helly’s theorem doesn’t perform well due to its cubic time complexity, whereas the extended version does improve the performance by 60-80% at certain dimensions. We also give the result from [12] for reference, which stops early at $k = 6$ and yet is still outperformed by two orders of magnitude.

In order to compare our algorithm with [3], we generated 150 disks(/balls) with equal radius as shown in Figure 6a and Figure 7a. For the 3D dataset, we only show the positions of the center of each ball for clarity, and one sphere is plotted to demonstrate the size of each ball. We replaced the verification algorithm with the technique used in [3], that the minimum enclosing ball of the centers of $k + 1$ disks is calculated, and they formed a k -simplex only if the radius of the minimum enclosing ball is less than the radius of all disk. We use the implementation of the Minimum Enclosing Ball algorithm provided in the Python library `cechmate` [17]. As shown in Figure 6b, we achieve better performance in the process of verifying the intersection of k -simplex and under the 2D setting. While under 3D setting, as shown in 7b, our algorithm is slightly slower, primarily due to the time complexity of candidate verification algorithm increases from $O(k^2)$ to $O(k^3)$ and additional processing such as projecting all balls to a 2D plane. However, our algorithm is capable of constructing the standard Čech complex when the radius of each circle(/ball) is different.

Both Gudhi[10] and Cechmate[17] library provides functions related to Čech complex construction. Gudhi doesn’t expose the Čech complex class in their python

interface, and it can only compute standard Čech complex. Cechmate is implemented in python, but it only computes standard Čech complex filtration which makes it hard to compare the performance directly, plus it is also based on the minimum enclosing ball algorithm. Therefore, we did not evaluate the performance of our algorithm against those two libraries, while we do compare against the minimum enclosing ball algorithm which both libraries rely on.

5. CONCLUSION

In this paper, we present an algorithm to construct generalized Čech complex that works on set of 2D disks with various radius. This algorithm is improved over the work in [12], and we evaluate the performance of both algorithms which shows that our algorithm performs much better in every scenario, especially when dealing with a large data set that results in higher dimension in the Čech complex. We also extend the algorithm for 3D settings, expanding the domain of potential applications. For future work, it is possible to design a parallel algorithm that utilizes the power of GPU to accelerate construction. A different approach to constructing generalized Čech complex is via weighted minimum enclosing ball algorithm since they are closely related. We will also explore the application of the Čech complex for modeling the mobile sensor network where the Čech complex retains the geometric information the best.

REFERENCES

REFERENCES

- [1] B. Bollobás. *The Art of Mathematics: Coffee Time in Memphis*. Cambridge University Press, 2006. ISBN: 9781139936668. URL: <https://books.google.com/books?id=mAEMBAAAQBAJ>.
- [2] Robert Bridson. “Fast Poisson disk sampling in arbitrary dimensions.” In: *SIGGRAPH sketches* 10 (2007), p. 1.
- [3] Stefan Dantchev and Ioannis Ivrissimtzis. “Efficient construction of the Čech complex”. In: *Computers & Graphics* 36.6 (2012), pp. 708–713.
- [4] Vin De Silva and Robert Ghrist. “Coverage in sensor networks via persistent homology”. In: *Algebraic & Geometric Topology* 7.1 (2007), pp. 339–358.
- [5] Vin De Silva and Robert Ghrist. “Homological sensor networks”. In: *Notices of the American mathematical society* 54.1 (2007).
- [6] Dmitriy Morozov. *Dionysus*. Version 1.0. URL: <https://www.mrzv.org/software/dionysus/>.
- [7] Herbert Edelsbrunner. “Alpha shapes—a survey”. In: *Tessellations in the Sciences* 27 (2010), pp. 1–25.
- [8] Jesús F Espinoza et al. “A numerical approach for the filtered generalized Čech complex”. In: *Algorithms* 13.1 (2020), p. 11.
- [9] Bernd Gärtner. “Fast and robust smallest enclosing balls”. In: *European symposium on algorithms*. Springer, 1999, pp. 325–338.
- [10] *GUDHI, Simplicial Complexes and Persistent Homology Packages*. Version 3.4.1. URL: <http://gudhi.gforge.inria.fr/>.
- [11] Michael Kerber and Raghvendra Sharathkumar. “Approximate Čech complex in low and high dimensions”. In: *International Symposium on Algorithms and Computation*. Springer, 2013, pp. 666–676.

- [12] Ngoc-Khuyen Le et al. “Construction of the generalized Čech complex”. In: *2015 IEEE 81st Vehicular Technology Conference (VTC Spring)*. IEEE. 2015, pp. 1–5.
- [13] Clément Maria et al. “The gudhi library: Simplicial complexes and persistent homology”. In: *International Congress on Mathematical Software*. Springer. 2014, pp. 167–174.
- [14] Partha Niyogi, Stephen Smale, and Shmuel Weinberger. “Finding the homology of submanifolds with high confidence from random samples”. In: *Discrete & Computational Geometry* 39.1-3 (2008), pp. 419–441.
- [15] Donald R Sheehy. “An Output-Sensitive Algorithm for Computing Weighted α -Complexes.” In: *CCCG*. 2015.
- [16] Csaba D Toth, Joseph O’Rourke, and Jacob E Goodman. *Handbook of discrete and computational geometry*. CRC press, 2017.
- [17] Chris Tralie and Nathaniel Saul. *CechMate*. Version 0.1.0. URL: <https://github.com/scikit-tda/cechmate/>.
- [18] Afra Zomorodian. “Fast construction of the Vietoris-Rips complex”. In: *Computers & Graphics* 34.3 (2010), pp. 263–271.