

# A Closer Look at Temporal Ordering in the Segmentation of Instructional Videos

Anil Batra

A.K.Batra@sms.ed.ac.uk

Shreyank Gowda

S.Narayana-Gowda@sms.ed.ac.uk

Laura Sevilla-Lara

l.sevilla@ed.ac.uk

Frank Keller

keller@inf.ed.ac.uk

School of Informatics

University of Edinburgh

## Abstract

Understanding the steps required to perform a task is an important skill for AI systems. Learning these steps from instructional videos involves two subproblems: (i) identifying the temporal boundary of sequentially occurring segments and (ii) summarizing these steps in natural language. We refer to this task as Procedure Segmentation and Summarization (PSS). In this paper, we take a closer look at PSS and propose three fundamental improvements over current methods. The segmentation task is critical, as generating a correct summary requires the step to be identified first. However, current segmentation metrics often overestimate the segmentation quality because they do not incorporate the temporal order of segments. We propose a new segmentation metric based on dynamic programming that takes into account the order of segments. Current PSS methods are typically trained by proposing segments, matching them with the ground truth and computing a loss. However, much like segmentation metrics, existing matching algorithms do not consider the temporal order of the mapping between candidate segments and the ground truth. We propose a matching algorithm that constrains the temporal order of segment mapping, and is also differentiable. Lastly, we introduce multi-modal feature training for PSS, which further improves segmentation. We evaluate our approach on two instructional video datasets (YouCook2 and Tasty) and improve the state of the art by a margin of  $\sim 7\%$  and  $\sim 2.5\%$  for procedure segmentation and summarization, respectively.




Figure 1: Procedure Segmentation and Summarization: An example from the **YouCook2** dataset [25] on a procedure of *Making Onion Rings*. Each procedure segment has annotated time boundaries (best viewed in color) and is summarized by an English sentence. The black segments refer to background.

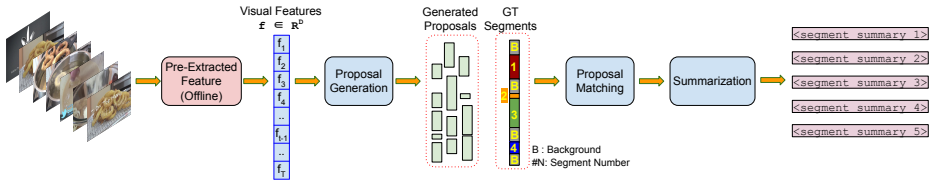


Figure 2: A single stage pipeline for Procedure Segmentation and Summarization. It is similar to Dense Video Captioning [10] with the additional constraint of including the temporal order of segments during optimization. In training, we first generate  $N$  proposals with a confidence score from pre-extracted video features. Then we find sequentially ordered matched pairs between the ground truth and generated proposals to compute the loss. Finally, the matched proposals are utilized to summarize the segments.

## 1 Introduction

Temporal information is essential for understanding the evolution of objects, actions, and states in the world, and is fundamental to many vision tasks, including video summarization [13, 23], description [22], story understanding [7] or timeline construction [24]. Among the possible types of temporal structure in a video, this paper addresses the problem of identifying a series of steps that occur in a particular temporal order. Such a structure is fundamental to goal-oriented tasks or procedures, such as making a recipe or repairing an appliance. Each event in the procedure is referred to as a *step* or *segment* [25]. Together they form a complex task, like *making onion rings* in Fig. 1. The example shows that the steps follow the arrow of time, i.e., each segment follows the next and they are non-overlapping. These are two crucial temporal properties in instructional videos. For example, in Fig. 1, one cannot dip onions into the batter without preparing batter first.

Zhou *et al.* [25] began to tackle the problem of step segmentation in the context of procedures by introducing the *YouCook2* annotated dataset of untrimmed instructional videos. Recent work [13, 26] has addressed the problem of segmentation and summarization of instructional videos, proposing methods that also target a closely related task, *Dense Video Captioning* (DVC) [10]. DVC assumes one action per caption; however, in instructional videos, there can be multiple actions in a single step in the procedure (e.g., “add a cracked egg, cider to the bowl and whisk”). Therefore the task can be interpreted as *summarization*, where the objective is to generate a sentence to describe a larger amount of visual content, potentially containing multiple actions. Hence, in this paper we refer to the task of identifying the temporal boundaries of the steps and producing a textual summary of each step as *Procedure Segmentation and Summarization* (PSS).

Previous work in PSS [13, 21, 25] often utilizes a two-stage training pipeline as in DVC [10], first generating segment proposals and then describing the content of the segments (see Fig. 2). The procedure segmentation and its evaluation metrics are critical, as summarization requires the step to be accurately identified first. Zhou *et al.* [25] propose to use mean-IoU and mean-Jaccard as metrics to evaluate segmentation performance. These metrics do neither consider temporal ordering nor enforce a one-to-one mapping between the ground truth and predicted segments. Specifically, these metrics find the proposed segment with highest overlap for each ground truth segment, and compute the average overlap. This approach ignores the crucial property of instructional videos, i.e., segments are non-overlapping and have sequential structure. To correctly evaluate a given segmentation, we need a metric that takes into account the ordering of segments and optimally finds matched pairs between ground truth and predicted segments. In this paper, we propose SODA-D, a dy-

dynamic programming-based metric that finds the optimal match by considering their temporal order and constraint the match to be non-overlapping. This metric is inspired by SODA-C [5], a metric for captions where ordering also matters. The proposed evaluation metric gives a low score when the number of generated segments is higher or lower than the number of ground truth segments. We show that current state-of-the-art methods perform worse than trivial uniform baselines under this new, more realistic evaluation framework.

Recently, Wang *et al.* [24] proposed PDVC, an end-to-end training method for DVC, which they also test on YouCook2 dataset. The authors use the Hungarian matching algorithm to find 1-to-1 mapping between the ground truth and generated proposals in order to optimize the procedure segmentation. However, this matching algorithm does not consider the temporal order to find 1-to-1 mapping and can lead to inaccurate procedure segmentation. As an alternative, we propose to use a differentiable version of SODA-D as our matching algorithm to compute the loss for segmentation. This novel matching algorithm obtains state-of-the-art performance across the two datasets we test (YouCook2 [25] and Tasty [16]), both under the existing metrics (mIoU and mJaccard) and the proposed SODA-D.

Additionally, existing techniques utilize models pre-trained with a single modality. However, the current task (PSS) is inherently multi-modal. We propose to utilize a multi-modal features to train the PSS pipeline to incorporate both visual and textual information. We observe that this simple change achieves over 5% improvement in segmentation performance, which in turn leads to improved summarization results. Overall, our enhanced version of PDVC achieves a new state of the art on the YouCook2 [25] and Tasty [16] datasets.

## Contributions

- We show that current evaluation metrics (mean-IoU [25]) for procedure segmentation misrepresent the quality of a given segmentation as they ignore the sequential order of segments. We propose to use SODA-D [5], a dynamic programming metric, that considers the segments' sequential order. We show that it accurately evaluates procedure segmentation and penalizes over-/under-segmentation.
- Based on this evaluation metric, we propose to use its differentiable version as a loss to optimize the existing PDVC [24] model, exploiting the non-overlapping nature of procedure segments.
- We explore different video feature representations and demonstrate that multi-modal features are significantly better for PSS.
- We apply our approach to two instructional video datasets (YouCook2 [26] and Tasty [16]) and achieve a new state of the art for PSS.

## 2 Related Work

**Dense Video Captioning.** Krishna *et al.* [10] proposed the dense video captioning problem in open domain videos. It is a multitask problem which focuses on performing segmentation of multiple generic events happening in the short videos and describing segmented events using sentences. Although the task that we address here (PSS) is similar to DVC, there are significant differences: (i) events in instructional videos are part of a procedure, unlike generic events, (ii) events in open domain videos are often overlapping, while segments in instructional videos are non-overlapping and causal in nature, and (iii) the DVC task requires a description of the visual content of the event, while the PSS task requires summarizing the part of the procedure performed in a single segment (or step), which may consist of multiple

action. In contrast to prior work, we perform segmentation and summarization of procedures in instructional videos by exploiting the above key differences.

Both segmentation and summarization hinge on pre-extracted visual features. Hence, researchers have tried to enrich the representation in different ways, e.g., using context modeling [19], or multi-modal feature fusion [9]. The majority of existing work uses features learned from action recognition datasets. Instead, we use models pretrained with multi-modal objectives. Recently, Wang *et al.* [21] introduce a single stage pipeline to perform the DVC task and propose to utilize a Hungarian matching algorithm to connect the two stages. However, the matching algorithm does not consider the temporal order of segments in instructional videos. In this work, we propose to constrain the matching algorithm to incorporate temporal order.

Recently, Fujita *et al.* [6] challenged the established evaluation framework for DVC captions because it ignores the temporal order of the captions and proposed a new caption evaluation framework called SODA. However, Fujita *et al.* [6] focused on the ActivityNet dataset consisting of overlapping segments, and hence did not consider event segmentation metrics. Taking inspiration from [6], we challenge the evaluation framework for procedure segmentation in instructional videos [25], which consist of non-overlapping segments.

**Instructional Video Understanding.** Instructional videos are a good choice for recognizing procedural knowledge [12] and procedure planning [8]. To understand instructional videos, researchers proposed various datasets [4, 11, 16, 18, 25, 22]. Annotations in most datasets consist of fixed set of labels for actions or steps in instructional videos. Fixed labels help in identifying the match between ground-truth and generated proposals, leading to a better metric. However, our work focuses on instructional videos where procedure segments are summarized using sentences as opposed to fixed labels. Consequently, these datasets [16, 25] are more challenging to work with, and procedure segmentation evaluation is more difficult. In this work, we focus on the metrics to evaluate procedure segmentation and propose techniques to improve segmentation performance.

### 3 Evaluation of Procedure Segmentation

Current evaluation metrics [14, 21, 25] for procedure segmentation can be categorized in two groups. One family of metrics is based on proposal detection at different IoU thresholds, which includes precision, recall and F1 with limited proposals (e.g., top-10 proposals). Another family measures the overlap between ground truth and proposal segments, which includes Jaccard and mean IoU. Let  $\mathcal{G}$  and  $\mathcal{P}$  be the set of ground truth and top-N predicted proposals. We denote  $g$  as a ground truth segment and  $p$  as a predicted segment.

**Issues with Current Metrics:** The de-facto evaluation metric for segmentation utilized in prior works [14, 21] is inappropriate for procedure segmentation, as it measures the quality of generated proposals. To compute the metric, we first find the set of predicted ( $P_{g,\tau}$ ) segments for each ground truth whose IoU exceeds a specific threshold ( $\tau$ ). Similarly, we find the set of ground truth ( $G_{p,\tau}$ ) segments. Then we compute precision and recall using Eqn. 2.

$$P_{g,\tau} = \{p \in \mathcal{P} | IoU(g, p) > \tau\} \quad G_{p,\tau} = \{g \in \mathcal{G} | IoU(g, p) > \tau\} \quad (1)$$

$$Precision = \frac{|\bigcup_{g \in \mathcal{G}} P_{g,\tau}|}{|\mathcal{P}|} \quad Recall = \frac{|\bigcup_{p \in \mathcal{P}} G_{p,\tau}|}{|\mathcal{G}|} \quad (2)$$

This metric fails to find a one-to-one mapping between generated and ground truth segments and has the tendency to map one proposal with multiple ground truth segments, leading

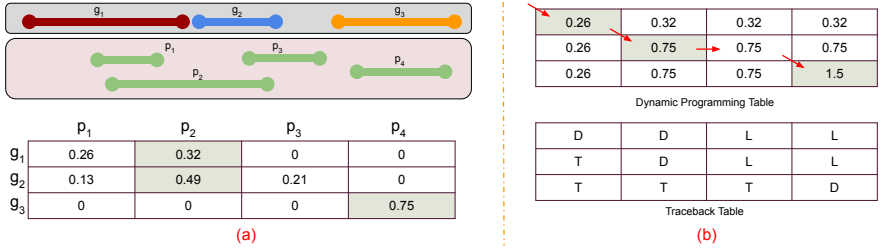


Figure 3: Issues with evaluation metrics for procedure Segmentation. (a) **Top**: the hypothetical example of ground truth ( $g_i$ ) and generated proposal ( $p_i$ ) segments. **Bottom**: the pair-wise IoU between each ground truth and generated proposals. (b) **Top**: Filled dynamic programming [5] table corresponding the IoU cost matrix. **Bottom**: Traceback matrix, where L, T, D signify left, top and diagonal path.

to inaccurate results. Consider the hypothetical example in Fig. 3 with three ground truth segments and four predicted proposals. Using Eqn. 1 and Eqn. 2, the precision and recall would be 0.5 and 1.0 for  $\tau = 0.3$  (refer Eqn. 3). It shows that the proposal  $p_2$  is mapped to  $g_1$  and  $g_2$ , which is inaccurate and gives incorrect detection results. The correct recall should be 0.66 ( $\frac{|\{g_2, g_3\}|}{3} = \frac{2}{3}$ ), as the ground truth segment  $g_1$  is not matched with any proposal.

$$\text{For } \tau = 0.3; \quad \text{Precision} = \frac{|\{p_2, p_4\}|}{4} = 0.5 \quad \text{Recall} = \frac{|\{g_1, g_2, g_3\}|}{3} = 1.0 \quad (3)$$

Secondly, the overlap metrics [4] compute the mean-IoU and mean-Jaccard between ground truth and predicted top-N segments. The metrics do not consider the temporal order and one-to-one mapping between ground truth and predicted segments. Specifically, the metrics iteratively find the best matching segment with highest overlap for each ground truth segment and compute the average (refer to Eqn. 4). The inherent property of instructional videos, i.e., procedure segments are non-overlapping and have sequential structure, is ignored.

$$mIoU = \frac{\sum_{g \in \mathcal{G}} \max(IoU(g, p) | p \in \mathcal{P})}{|\mathcal{G}|} \quad (4)$$

For example,  $g_1, g_2$  achieve maximum overlap with  $p_2$  and are selected to compute the average IoU. This leads to an overestimate in the current metric, i.e., 0.52 ( $\frac{0.26+0.49+0.75}{3}$ ) in contrast to 0.5 ( $\frac{0.26+0.49+0.75}{3}$ ), as we have obtained only two proposals ( $p_2, p_4$ ) to compare with three ground truth segments. Hence, we need a metric which penalizes selecting a single predicted proposal for multiple ground truth segment and vice-versa.

**Sequential Matching-based Evaluation.** As explained previously, the current evaluation framework for DVC is inaccurate for the procedure segmentation task due to its inability to find one-to-one mappings between ground truth and generated proposals. Inspired by SODA-C [5], a dynamic programming-based algorithm to find matched pairs between the generated captions and ground truth captions, we propose the SODA-D metric<sup>1</sup> with a different cost matrix and objective. The proposed metric finds one-to-one mapping and computes the optimal mean-IoU for procedure segmentation (in contrast to finding optimal captions). The significant property of the algorithm is that it considers the temporal order of segments to find the matching, and therefore is suitable for the non-overlapping segments in instructional videos. We compute the IoU cost matrix between every ground truth and predicted proposal

<sup>1</sup>Soda-D version is not described in the original paper [5]. However, their code contains and utilizes SODA-C.

and apply the recurrence equation (Eqn. 5) to fill the dynamic programming table. Finally, we trace back the diagonal elements to find the matched pairs and compute the mean-IoU. We refer the reader to SODA [8] for more information and pseudo code.

$$C_{i,j} = IoU(g_i, p_j) \quad S[i][j] = \max \begin{cases} S[i-1][j] \\ S[i-1][j-1] + C_{i,j} \\ S[i][j-1] \end{cases} \quad (5)$$

where  $C_{i,j}$  represents  $(i, j)$  element of the cost matrix, as shown in Fig. 3(a) and  $S[i][j]$  represents the dynamic programming table to store the maximum score for optimal matching.

Following the earlier hypothetical example, we apply the recurrence equation and obtain the dynamic programming table as shown in Fig. 3(b). Tracing the diagonal elements (shown as  $D$  in Fig. 3(b), bottom) we obtain the optimal one-to-one mapping between ground truth and predicted proposals, leading us to compute the accurate mean-IoU. Similarly, we can compute the precision/recall/F1 score that penalizes inappropriate proposals using Eqn. 6:

$$Precision = \frac{\sum_{g \in \mathcal{G}} IoU(g, a(p))}{|\mathcal{P}|} \quad Recall = \frac{\sum_{g \in \mathcal{G}} IoU(g, a(p))}{|\mathcal{G}|} \quad (6)$$

where  $a(p)$  corresponds to matched proposal for the ground truth segment ( $g$ ) obtained via tracing through the dynamic programming table ( $S$ ).

## 4 Improved Procedure Segmentation

**Video Feature Encoding:** Prior work uses a pre-trained action recognition network (e.g., I3D, TSN) to pre-compute frame or clip level features. Pre-trained networks focus only on the visual modality of the action recognition task. However, our task is multi-modal, i.e., we need temporal and semantic features of videos to perform segmentation and summarization of the segments appropriately. Based on this intuition, we hypothesize that networks pretrained for representation learning with a multi-modal objective will be an improvement over video-only features. Multi-modal video features also encode semantic and conceptual information from the text. They can be utilized for instructional videos with missing transcripts, e.g., Tasty [16]. We therefore explore features from the S3D [13] network pre-trained on instructional videos with a multi-modal objective.

**Optimal Sequential Proposal Matching:** Recently, Wang *et al.* [20] proposed a single-stage pipeline with parallel decoding. They modify the DETR [10] architecture and connect the two stages with a set-based matching loss to perform dense video captioning. The set-based loss utilizes the Hungarian algorithm to find a match between the ground truth and predicted segments in order to compute the regression loss on the temporal boundaries. However, the direct application of the Hungarian algorithm in PSS makes the matching loss inappropriate, as it does not consider the temporal order to find the matched pairs and can lead to inaccurate procedure segmentation.

To tackle this issue, we propose a differentiable version of the matching algorithm for our evaluation metric. It enforces the constraint of one-to-one mapping and follows the temporal order in the ground truth and predicted segments. We convert the IoU maximization problem into a minimization problem by negating the cost matrix (Eqn.5). We use the smoothMin operator [8] instead of the non-differentiable hard min operator in the recurrence equation

(Eqn.5) of dynamic programming. This makes the whole PSS training pipeline differentiable. Due to one-to-one mapping in the temporal order, the proposed differentiable SODA algorithm penalizes overlapping segments.

## 5 Experiments and Results

### 5.1 Datasets

We perform our experiments on two instructional video datasets, YouCook2 [25] and Tasty [16]. Both datasets contain cooking videos, which are fully annotated with temporal boundaries and English sentences.

**YouCook2 [25]:** The dataset contains videos of 89 different cooking procedural tasks. The official split has 1333/457 videos in the training and validation sets. At the time of writing, we can download 1203 videos from the official set and we create our own splits. The training set consists of 840, the validation set of 183, and the test set of 180 videos. The average cooking procedure has a duration of 320s, and each video has 7.7 annotated segments with associated sentences on average. All videos are unconstrained and in third-person viewpoint.

**Tasty [16]:** This dataset has 2511 unique recipes belonging to 185 tasks, such as making cakes, pies, and soups. The Tasty videos are captured with a fixed overhead camera and focus entirely on the dish preparation. The videos are short, average duration is 54s and contain an average of nine instructions per recipe. We utilize the official split for training/validation/testing of 2998/399/400 videos.

### 5.2 Implementation Details

**Dataset Pre-processing and Training Details:** Similar to [24], we pre-compute the clip-level visual features for instructional videos for both datasets at a fixed framerate of 16 fps. The visual features are resized to a fixed temporal size of 200/150 for YouCook2/Tasty. Following [24], we train the network with a batch size of one for 30 epochs and use the Adam optimizer with an initial learning rate of  $5e-5$ . We use the same hyper-parameters as in PDVC<sup>2</sup> [24] and change the matching algorithm. To implement the matching algorithm, we utilize the dynamic programming function from SODA<sup>3</sup> [5]. Lastly, we utilize SODA-C [5] and standard language generation metrics to evaluate procedure summarization.

**Baselines:** We compare our evaluation framework and proposed matching algorithm with three uniform baselines. (i) Uniform (Avg #Segments): we compute the average number of segments ( $n$ ) per video in the dataset and divide each video into  $n$  equal segments. The average number of segments is 8 and 10 for YouCook2 and Tasty, respectively. (ii) Uniform (Avg #Duration): we compute the average duration of segments  $d$  per video in the dataset and divide the video into equal segments of length  $d$ . The average duration of segments is 19.6 and 6 seconds for YouCook2 and Tasty, respectively. (iii) Uniform (GT): We divide the video into equal segments assuming we know the ground-truth segment count for each video. Additionally, we compare the performance of two competitive methods, ProcNets [24] and the original version of PDVC [24]. We re-implement ProcNets<sup>4</sup> [24] in PyTorch. We train both models on our training set with four runs and report the result on the test set.

<sup>2</sup>PDVC Code available at <https://github.com/ttengwang/PDVC>

<sup>3</sup>SODA Matcher; dynamic programming function available at: <https://github.com/fujiso/SODA>

<sup>4</sup>ProcNet Code in LuaTorch available at <https://github.com/Luoweizhou/ProcNets-YouCook2>



Method	Existing		Proposed		
	mIoU	mJaccard	Precision	Recall	SODA-D (F1)
Uniform (Avg #Segments)	35.18	40.79	29.01	31.67	29.46
Uniform (Avg #Duration)	43.43	61.87	22.50	43.77	28.53
Uniform (GT)	34.18	38.26	30.47	30.47	30.47
ProcNet [25]	32.30	46.32	26.72	30.98	27.89
PDVC [21]	33.54	42.61	27.44	31.39	28.35
Ours	<b>41.38</b>	<b>52.63</b>	<b>36.01</b>	<b>39.67</b>	<b>36.80</b>

Table 1: Comparison of the existing evaluation metric and the proposed SODA-D metric for procedure segmentation. The average results of models with four different seeds.

## 5.3 Results

### 5.3.1 Ablation Study

This section compares the existing overlap-based metric with the proposed SODA-D score for procedure segmentation evaluation. We also investigate the effects of multiple design choices and discuss the results on the YouCook2 [25] dataset.

**Optimal Matching-based Evaluation:** We compare the different metrics in Table 1. We compare Recall and mIoU, as they are equivalent (Eqns. 3 and 5), i.e., mIoU focuses on maximum overlap without order in contrast to the proposed metric. The uniform baseline with known ground-truth and average segments shows that the overlap-based metric overestimates the method’s performance by  $\sim 3\text{-}4\%$ . The current overlap-based metric fails to penalize over-segmentation, e.g. the uniform baseline with average duration has similar mIoU and Recall. However, precision is low due to the large number of proposals leading to a lower SODA-D score. We found that recent techniques developed to tackle PSS perform worse or the same as the uniform baseline on the proposed evaluation metric. Our approach outperforms the uniform baseline by a significant margin of 6%.

**Visual Features:** It is not feasible to learn features from long untrimmed instructional videos due to high GPU memory demand. The feasible alternative is pre-extracting the video features from models pre-trained on clip-level videos. Following prior work [21, 25], we explore different frame level (TSN [20]) and clip level features (R3D [8], I3D [9], S3D [13]). We find that features extracted from a multi-modal model perform better than any alternative. The results shows that multi-modal features (S3D [13]) help improve procedure segmentation and summarization by a significant margin of  $\sim 5\%$  and  $\sim 2.5\%$ , respectively (row 4 in Table 2).

**SODA Matching:** We hypothesize that temporal order information is required in the matching algorithm to generate non-overlapping proposals with high confidence. To test our hypothesis, we experiment with the non-differentiable SODA matching algorithm replacing the Hungarian algorithm and show results in Table 2. The result shows that the proposed matching algorithm improves the results by  $\sim 2.5\%$  for procedure segmentation, confirming our hypothesis. The differentiable version (SoftSODA) marginally improves the performance for procedure segmentation further. Lastly, the results show that better procedure segmentation also improves summarization performance.

### 5.3.2 Comparison to State of the Art

We compare the effectiveness of the proposed method to the state-of-the-art models ProcNet [25] and PDVC [21] (Table 3 and Table 4). PDVC [21] marginally improves over ProcNet [25] as the dense video captioning model is inappropriate due to the Hungarian matching



Features	Matcher	Soda-D	Soda-C
TSN [24]	Hungarian	27.44 ± 1.56	3.80 ± 0.26
ResNeXt-3D (R3D) [8]	Hungarian	28.36 ± 0.28	4.11 ± 0.05
I3D [9]	Hungarian	28.23 ± 1.41	4.17 ± 0.28
S3D [16]	Hungarian	33.10 ± 0.28	6.13 ± 0.08
S3D [16]	SODA	36.32 ± 2.19	6.39 ± 0.51
S3D [16]	SoftSODA	<b>36.80 ± 1.90</b>	<b>6.54 ± 0.44</b>

Table 2: Ablation study on the YouCook2 [25] dataset for different visual features and matching algorithm utilizing the PDVC [16] model architecture.

Method	YouCook2			Tasty		
	Precision	Recall	Soda-D (F1)	Precision	Recall	Soda-D(F1)
Uniform (Avg #Segments)	29.01	31.67	29.46	35.11	42.47	36.82
Uniform (Avg #Duration)	22.50	43.77	28.53	37.83	44.71	39.88
Uniform (GT)	30.47	30.47	30.47	43.35	43.35	43.35
ProcNet [24], AAAI 2018	26.72 ± 1.01	30.98 ± 1.63	27.89 ± 1.25	29.87 ± 3.07	44.05 ± 3.51	34.12 ± 1.01
PDVC [16], ICCV 2021	27.44 ± 0.49	31.39 ± 0.72	28.35 ± 0.27	44.83 ± 0.97	42.07 ± 0.61	42.44 ± 0.66
Ours	<b>36.01 ± 2.06</b>	<b>39.67 ± 1.79</b>	<b>36.80 ± 1.90</b>	<b>52.92 ± 0.85</b>	<b>50.18 ± 0.58</b>	<b>50.37 ± 0.63</b>

Table 3: Comparison of our improvements with the state-of-the-art methods on performing procedure segmentation. Ours is the full model with proposed improvements, i.e. multi-modal features (S3D [16]) and differentiable matching (SoftSODA) algorithm considering the temporal order.

algorithm that generates overlapping proposals. ProcNet [24] benefits from the sequential generation of proposals using an LSTM. However, it utilizes fixed hand-crafted anchors to generate proposals, leading to poor performance for procedure segmentation. Our proposed modification of PDVC [16] improves by learning to generate non-overlapping proposals via the SODA matching algorithm. This improves the segmentation performance by  $\sim 7\%$  on both datasets. Moreover, with better predicted segments, the system also improves summarization (i.e., summarizing the activities in generated segments) by  $\sim 2.5\%$  and  $\sim 3\%$  for YouCook2 and Tasty, respectively. We show the qualitative comparison in supplementary materials.

## 6 Conclusion

In summary, this work uncovered issues in current evaluation metrics for the temporal segmentation of non-overlapping procedures in instructional videos. Current metrics do not find a one-to-one mapping between the ground truth and generated proposals. We proposed a new evaluation framework based on the optimal matching before computing the mIoU

Method	YouCook2				Tasty			
	B4	METEOR	CIDER	Soda-C	B4	METEOR	CIDER	Soda-C
<b>Ground Truth Proposals</b>								
PDVC [16]	1.46 ± 0.27	10.39 ± 0.14	52.42 ± 1.54	13.61 ± 0.12	4.21 ± 0.11	10.98 ± 0.07	72.99 ± 1.44	15.19 ± 0.14
Ours	<b>3.27 ± 0.22</b>	<b>13.58 ± 0.16</b>	<b>83.84 ± 1.14</b>	<b>17.85 ± 0.07</b>	<b>6.83 ± 0.15</b>	<b>14.29 ± 0.12</b>	<b>102.81 ± 0.83</b>	<b>18.89 ± 0.10</b>
<b>Learned Proposals</b>								
PDVC [16]	0.61 ± 0.15	3.79 ± 0.04	19.14 ± 0.53	4.11 ± 0.05	2.63 ± 0.06	7.34 ± 0.05	35.85 ± 1.18	6.58 ± 0.17
Ours	<b>0.95 ± 0.20</b>	<b>5.13 ± 0.56</b>	<b>27.20 ± 3.56</b>	<b>6.54 ± 0.44</b>	<b>3.82 ± 0.32</b>	<b>8.54 ± 0.29</b>	<b>48.58 ± 2.95</b>	<b>9.63 ± 0.21</b>

Table 4: Comparison of procedure segment summarization with generated and ground-truth proposals. Ours is the full model with proposed improvements.

and demonstrate that the results obtained by current metrics are inaccurate. We also utilize multi-modal pre-trained models to extract video features and propose a differentiable optimal matching algorithm to compute the set loss in the proposal generation module. Finally, we show the effectiveness of our improvement on two instructional video datasets and achieve a considerable improvement over current methods.

## References

- [1] Nicolas Carion, Francisco Massa, Gabriel Synnaeve, Nicolas Usunier, Alexander Kirillov, and Sergey Zagoruyko. End-to-end object detection with transformers. In *European conference on computer vision*, pages 213–229. Springer, 2020.
- [2] Joao Carreira and Andrew Zisserman. Quo vadis, action recognition? a new model and the kinetics dataset. In *proceedings of the IEEE Conference on Computer Vision and Pattern Recognition*, pages 6299–6308, 2017.
- [3] Chien-Yi Chang, De-An Huang, Danfei Xu, Ehsan Adeli, Li Fei-Fei, and Juan Carlos Niebles. Procedure planning in instructional videos. In *European Conference on Computer Vision*, pages 334–350. Springer, 2020.
- [4] Ehsan Elhamifar and Zwe Naing. Unsupervised procedure learning via joint dynamic summarization. In *Proceedings of the IEEE/CVF International Conference on Computer Vision*, pages 6341–6350, 2019.
- [5] Soichiro Fujita, Tsutomu Hirao, Hidetaka Kamigaito, Manabu Okumura, and Masaaki Nagata. Soda: Story oriented dense video captioning evaluation framework. In *European Conference on Computer Vision*, pages 517–531. Springer, 2020.
- [6] Isma Hadji, Konstantinos G Derpanis, and Allan D Jepson. Representation learning via global temporal alignment and cycle-consistency. In *Proceedings of the IEEE/CVF Conference on Computer Vision and Pattern Recognition*, pages 11068–11077, 2021.
- [7] Rujun Han, Mengyue Liang, Bashar Alhafni, and Nanyun Peng. Contextualized word embeddings enhanced event temporal relation extraction for story understanding. *arXiv preprint arXiv:1904.11942*, 2019.
- [8] Kensho Hara, Hirokatsu Kataoka, and Yutaka Satoh. Can spatiotemporal 3d cnns retrace the history of 2d cnns and imagenet? In *Proceedings of the IEEE Conference on Computer Vision and Pattern Recognition (CVPR)*, pages 6546–6555, 2018.
- [9] Vladimir Iashin and Esa Rahtu. A better use of audio-visual cues: Dense video captioning with bi-modal transformer. In *British Machine Vision Conference (BMVC)*, 2020.
- [10] Ranjay Krishna, Kenji Hata, Frederic Ren, Li Fei-Fei, and Juan Carlos Niebles. Dense-captioning events in videos. In *International Conference on Computer Vision (ICCV)*, 2017.
- [11] Hilde Kuehne, Ali Arslan, and Thomas Serre. The language of actions: Recovering the syntax and semantics of goal-directed human activities. In *Proceedings of the IEEE conference on computer vision and pattern recognition*, pages 780–787, 2014.

- [12] Xudong Lin, Fabio Petroni, Gedas Bertasius, Marcus Rohrbach, Shih-Fu Chang, and Lorenzo Torresani. Learning to recognize procedural activities with distant supervision. In *Proceedings of the IEEE/CVF Conference on Computer Vision and Pattern Recognition*, pages 13853–13863, 2022.
- [13] Antoine Miech, Jean-Baptiste Alayrac, Lucas Smaira, Ivan Laptev, Josef Sivic, and Andrew Zisserman. End-to-End Learning of Visual Representations from Uncurated Instructional Videos. In *CVPR*, 2020.
- [14] Jonghwan Mun, Linjie Yang, Zhou Ren, Ning Xu, and Bohyung Han. Streamlined dense video captioning. In *Proceedings of the IEEE/CVF conference on computer vision and pattern recognition*, pages 6588–6597, 2019.
- [15] Pinelopi Papalampidi, Frank Keller, and Mirella Lapata. Movie summarization via sparse graph construction. *Proceedings of the AAAI Conference on Artificial Intelligence*, 35(15):13631–13639, May 2021. URL <https://ojs.aaai.org/index.php/AAAI/article/view/17607>.
- [16] Fadime Sener and Angela Yao. Zero-shot anticipation for instructional activities. In *The IEEE International Conference on Computer Vision (ICCV)*, 2019.
- [17] Botian Shi, Lei Ji, Yaobo Liang, Nan Duan, Peng Chen, Zhendong Niu, and Ming Zhou. Dense procedure captioning in narrated instructional videos. In *Proceedings of the 57th annual meeting of the association for computational linguistics*, pages 6382–6391, 2019.
- [18] Yansong Tang, Dajun Ding, Yongming Rao, Yu Zheng, Danyang Zhang, Lili Zhao, Jiwen Lu, and Jie Zhou. Coin: A large-scale dataset for comprehensive instructional video analysis. In *Proceedings of the IEEE/CVF Conference on Computer Vision and Pattern Recognition*, pages 1207–1216, 2019.
- [19] Jingwen Wang, Wenhao Jiang, Lin Ma, Wei Liu, and Yong Xu. Bidirectional attentive fusion with context gating for dense video captioning. In *Proceedings of the IEEE conference on computer vision and pattern recognition*, pages 7190–7198, 2018.
- [20] L. Wang, Y. Xiong, Z. Wang, Y. Qiao, D. Lin, X. Tang, and L. Van Gool. Temporal segment networks for action recognition in videos. *IEEE Transactions on Pattern Analysis & Machine Intelligence*, 41(11):2740–2755, nov 2019. ISSN 1939-3539. doi: 10.1109/TPAMI.2018.2868668.
- [21] Teng Wang, Ruimao Zhang, Zhichao Lu, Feng Zheng, Ran Cheng, and Ping Luo. End-to-end dense video captioning with parallel decoding. In *Proceedings of the IEEE/CVF International Conference on Computer Vision*, pages 6847–6857, 2021.
- [22] Li Yao, Atousa Torabi, Kyunghyun Cho, Nicolas Ballas, Christopher Pal, Hugo Larochelle, and Aaron Courville. Describing videos by exploiting temporal structure. In *Proceedings of the IEEE international conference on computer vision*, pages 4507–4515, 2015.
- [23] Ke Zhang, Wei-Lun Chao, Fei Sha, and Kristen Grauman. Video summarization with long short-term memory. In *European conference on computer vision*, pages 766–782. Springer, 2016.

- [24] Ben Zhou, Kyle Richardson, Qiang Ning, Tushar Khot, Ashish Sabharwal, and Dan Roth. Temporal reasoning on implicit events from distant supervision. *arXiv preprint arXiv:2010.12753*, 2020.
- [25] Luowei Zhou, Chenliang Xu, and Jason J Corso. Towards automatic learning of procedures from web instructional videos. In *AAAI Conference on Artificial Intelligence*, 2018. URL <https://www.aaai.org/ocs/index.php/AAAI/AAAI18/paper/view/17344>.
- [26] Luowei Zhou, Yingbo Zhou, Jason J Corso, Richard Socher, and Caiming Xiong. End-to-end dense video captioning with masked transformer. In *Proceedings of the IEEE conference on computer vision and pattern recognition*, pages 8739–8748, 2018.
- [27] Dimitri Zhukov, Jean-Baptiste Alayrac, Ramazan Gokberk Cinbis, David Fouhey, Ivan Laptev, and Josef Sivic. Cross-task weakly supervised learning from instructional videos. In *Proceedings of the IEEE/CVF Conference on Computer Vision and Pattern Recognition*, pages 3537–3545, 2019.