

# DR.BENCH: Diagnostic Reasoning Benchmark for Clinical Natural Language Processing

YanJun Gao, PhD<sup>1\*</sup>; Dmitriy Dligach, PhD<sup>2</sup>; Timothy Miller, PhD<sup>3</sup>; John Caskey, PhD<sup>1</sup>; Brihat Sharma, MS<sup>4</sup>;

Matthew M. Churpek MD, MPH, PhD<sup>1</sup>; Majid Afshar, MD, MSCR<sup>1</sup> <sup>1</sup>

<sup>1</sup> ICU Data Science Lab, School of Medicine and Public Health, , University of Wisconsin, Madison, WI , {ygao, jrcaskey, mchurpek, mafshar}@medicine.wisc.edu ,

<sup>2</sup>Department of Computer Science, Loyola University Chicago, Chicago, IL , ddrigach@luc.edu ,

<sup>3</sup> Boston Children’s Hospital, Harvard University, Boston, MA , Timothy.Miller@childrens.harvard.edu ,

<sup>4</sup> Department of Psychiatry and Behavioral Sciences, Rush University Medical Center, Chicago, IL, brihat\_sharma@rush.edu,

## Abstract

The meaningful use of electronic health records (EHR) continues to progress in the digital era with clinical decision support systems augmented by artificial intelligence. A priority in improving provider experience is to overcome information overload and reduce the cognitive burden so fewer medical errors and cognitive biases are introduced during patient care. One major type of medical error is diagnostic error due to systematic or predictable errors in judgement that rely on heuristics. The potential for clinical natural language processing (cNLP) to model diagnostic reasoning in humans with forward reasoning from data to diagnosis and potentially reduce cognitive burden and medical error has not been investigated. Existing tasks to advance the science in cNLP have largely focused on information extraction and named entity recognition through classification tasks. We introduce a novel suite of tasks coined as Diagnostic Reasoning Benchmarks, DR.BENCH, as a new benchmark for developing and evaluating cNLP models with clinical diagnostic reasoning ability. The suite includes six tasks from ten publicly available datasets addressing clinical text understanding, medical knowledge reasoning, and diagnosis generation. DR.BENCH is the first clinical suite of tasks designed to be a natural language generation framework to evaluate pre-trained language models. The goal of DR. BENCH is to advance the science in cNLP to support downstream applications in computerized diagnostic decision support and improve the efficiency and accuracy of healthcare providers during patient care. Experiments with state-of-the-art pre-trained generative language models using large general domain models and models that were continually trained on a medical corpus demonstrate opportunities for improvement when evaluated in DR. BENCH. We share DR. BENCH as a publicly available GitLab repository with a systematic approach to load and evaluate models for the cNLP community.

## Introduction

Healthcare providers frequently update the care plan for patients through the electronic health records (EHR), which are designed to assist the workflow of clinical decision making via easy access and retrieval of the patient’s medical data<sup>1,2</sup>. However, EHRs also serve as a billing tool and unnecessary information is copied and pasted into the note contributing to note bloat<sup>3,4</sup>. Information and cognitive overload subsequently occur and contribute to missed diagnoses and medical errors<sup>5,6</sup>. The National Academy of Medicine (NAM, formerly known as Institute of Medicine), showed that medical errors are the sixth leading cause for deaths<sup>7</sup>, and diagnostic error is one of the more frequent types of medical errors<sup>8</sup>. Several recent studies discuss the possibility of reducing diagnostic errors using health information technologies to help to offload cognitive burden and biases<sup>9-11</sup>.

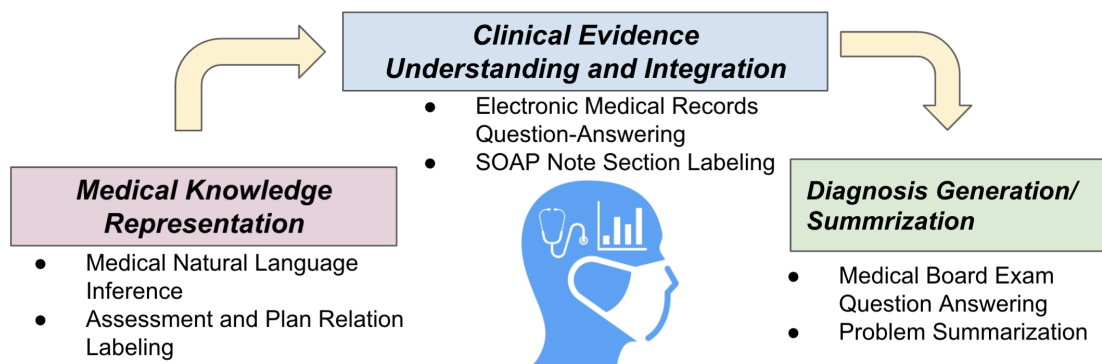
In 2006, the first clinical natural language processing (cNLP) shared tasks were introduced in the Informatics for Integrating Biology and the Bedside (i2b2). Initial tasks were designed to apply NLP on EHR data for extraction and research purposes that demonstrate proof-of-concept and accurately apply NLP methods in the clinical domain. In accordance came the introduction of the first publicly available corpus of EHR notes from the Medical Information Mart for Intensive Care (MIMIC), which provided an increase of annotated datasets for cNLP tasks<sup>14</sup>. A scoping review of publicly available

English language tasks identified 48 cNLP tasks based on EHR data between 2006 and 2021. Forty-seven percent were named entity recognition (NER) and information extraction (IE) tasks, which remain the predominant method in cNLP today<sup>15</sup>. Only a few tasks were intended for clinical applications, such as disease phenotyping and extracting risk factors for poor health outcomes but they remain in the realm of information extraction<sup>15</sup>. Although a small number of cNLP tasks were introduced in recent years to address medical knowledge representation and inference<sup>16,17</sup>, a gap remains between cNLP models and applications that support clinical decision-making<sup>15,18</sup>. A paradigm shift in cNLP is needed to connect the advanced NLP methods with a suite of tasks that could facilitate the development of newer models for clinical decision generation, ultimately clinical decision support tools that model human reasoning and synthesize data into real-time medical diagnosis to assist bedside care<sup>18</sup>.

The **Diagnostic Reasoning Benchmark (DR.BENCH)**, is intended to fill the gap and provide a new benchmark of clinical NLP tasks to facilitate model development and evaluation towards computerized clinical decision support. The theoretical foundation of the proposed benchmark is Clinical Diagnostic Reasoning, a critical and complex cognitive process in medical education that enables human physicians to conclude diagnosis and treatment plans with background medical knowledge and the evidence, which is documented in clinical notes<sup>19-21</sup>. cNLP models that may accurately assess a patient's condition and potentially overcome the provider's cognitive bias when rapid decisions need to be made in a busy hospital setting (e.g., "decisional shortcuts") is a promising direction forward.

Different strategies for performing clinical diagnostic reasoning are proposed in the literature<sup>19-23</sup>. The core elements are the ability to gather, understand and integrate clinical evidence, reason over the evidence using medical knowledge, and summarize relevant diagnoses. These cognitive skills are mapped to the following cNLP research areas: (1) medical knowledge representation, (2) clinical evidence understanding and integration, (3) diagnosis generation and summarization. The three areas are also interdependent. Medical knowledge representation is fundamental to nonanalytic activities with a strong dependency on clinical experience that uses pattern recognition to formulate a diagnosis<sup>24,25</sup>. Clinical evidence represents a workup of diagnostic tests and gathering patient data as analytic reasoning alongside the experiential knowledge representation. Finally, the skill of understanding and integrating the clinical evidence with existing evidence-based medicine serves as the prerequisite to form decisions, i.e. diagnosis generation<sup>19,26</sup>. Both knowledge representation and clinical experience are used simultaneously in an interactive fashion by clinicians and serve as the design for artificial intelligence systems to model. DR. BENCH incorporates cNLP tasks that cover all areas in the clinician's cognitive process (Figure 1). The aim of DR. BENCH is to evaluate the progress of NLP models on clinical diagnostic reasoning and promote the design of models that may be applied as computerized diagnostic decision systems at the bedside.

**Figure 1.** Mapping cognitive skills for clinical diagnostic reasoning to clinical natural language processing tasks



## Methods

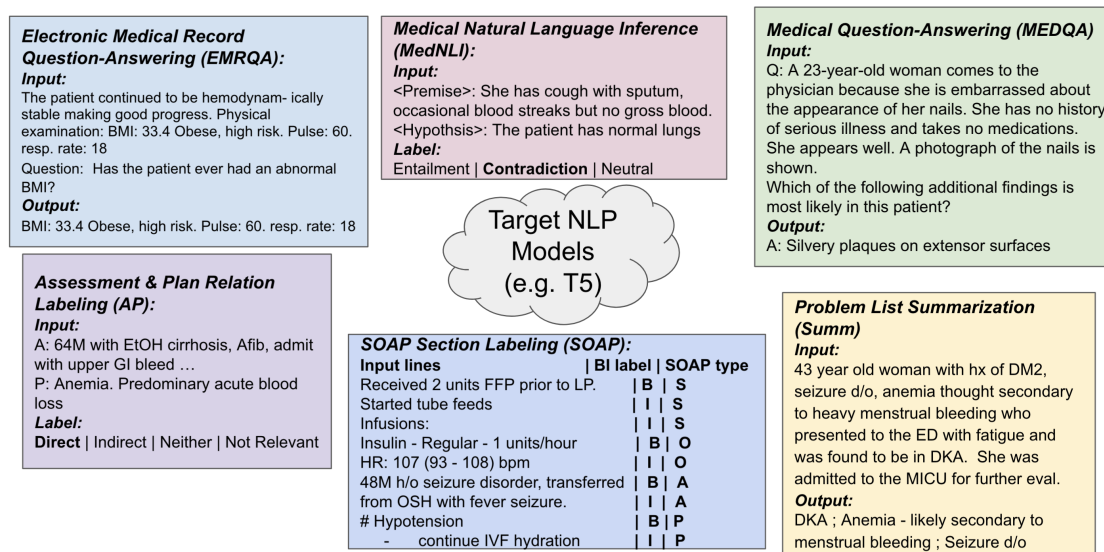
### *DR.BENCH: Diagnostic reasoning benchmark for clinical natural language tasks*

DR.BENCH is composed of six tasks from five existing publications with publicly available datasets<sup>16,27-30</sup>. It is built upon our previous investigation of clinical NLP tasks that facilitate model development for

clinical diagnostic reasoning. In our previous work, we designed a hierarchical annotation framework that follows the cognitive workflow of physicians reviewing SOAP format daily progress note, conducted and published three stages of annotation that correspond to three clinical NLP tasks<sup>28</sup>: SOAP Section labeling (SOAP Labeling), Assessment and Plan Relation Labeling (AP) and Problem List Summarization (Summ). Each task is addressing at least one aspect of the cognitive skills requiring for clinical diagnostic reasoning, presented in Figure 1. Besides proposing the new tasks, we published a scoping review, examined 48 existing clinical NLP tasks that use public English EHR, and identified the cNLP tasks that address clinical text understanding, medical knowledge representation and reasoning<sup>15</sup>. As a result from the scoping review, we included electronic medical records question-answering (EMRQA), medical natural language inference (MedNLI) into DR.BENCH. We also included medical board exam question answering (MedQA) because the task is a prerequisite for conducting clinical practice, thus helps to evaluate the qualification of a medical AI system<sup>29</sup>. Figure 2 presents the example input and output for each task in DR.BENCH.

The selection of the tasks cover a range of text units, beginning with sentence level and advancing to full-length daily care notes (e.g., daily progress notes). Most datasets (n=5) are sourced from MIMIC-III as the only fully deidentified and public EHR corpus of notes. The majority of the tasks incorporate abstractive reasoning to test the medical knowledge of cNLP systems and move beyond the extraction of medical information directly from the corpus of text. One of the challenges of this benchmark is that it contains tasks that were conceived differently, as classification vs sequence generation. Our vision of this benchmark is to unify these diverse task types as sequence generation, leveraging the power of recent large pre-trained generative models such as T5 (introduced in section )<sup>31</sup>. In the below subsections, we will present a detailed introduction for each task, including the task setup, data source and evaluation metric.

**Figure 2.** Introduction of DR.BENCH Framework with example input data and labels



**TASK 1: MedNLI** Natural language inference (NLI) is a task that one is given a “Premise”, to determine its logical relation to a “Hypothesis”: entailment, neutral or contradiction<sup>16</sup>. To accurately predict the relations, the models need to first generate precise semantic representation then establish the inference between meanings of the sentence pairs. Two board-certified radiologists provided the annotations and the results were reported in DR. BENCH as accuracy between the exact match on the labels and the generated text.

**TASK 2: Assessment and plan relation labeling** The Assessment and Plan sections of the progress notes are the free-text fields where healthcare providers identify patients’ problems/diseases and treatment plans. The Assessment section summarizes the patients’ active health problems or diseases from a single progress note for that day. The Plan section consists of multiple subsections, each addressing a specific problem or diagnosis followed by a detailed treatment plan. In this task, each plan subsection was labeled

with one of the four relations indicating the nature of its association with the assessment: direct, indirect, neither, not relevant. Each label indicates if the disease/problem stated in the each part of the plan subsection was a primary diagnoses or problem, secondary problem, problem that was not mentioned in the note, or not considered a diagnosis or problem, respectively<sup>28</sup>. Given the assessment and plan subsection as input, the task was to predict the four labels. This task is also part of the National NLP Clinical Challenges (N2C2<sup>33</sup>). We reported macro F1 as the evaluation metric in DR. BENCH.

*TASK 3: EmrQA* EmrQA stands for electronic medical records question answering<sup>27</sup>. Given a clinical note and a question, the task was to extract a continuous text span from the clinical note as the answer. Previous work has shown that EmrQA served as resource for machine reading comprehension, an NLP task to identify, understand and integrate specific information from text<sup>17</sup>. Therefore, EmrQA was categorized as a task to assess clinical evidence understanding and integration in DR. BENCH. EmrQA used expert annotations from five i2b2 challenges, including relations, medications, heart disease risk, smoking, and obesity. The developers of the task generated questions and answers using logical forms from the annotated templates. Results in DR.BENCH were reported as the accuracy in the exact match on text span, and we subsequently reported the average accuracy over the five i2b2 datasets.

*TASK 4: SOAP labeling* The SOAP labeling task is to identify a note section into one of the following categories: (1) Subjective; (2) Objective; (3) Assessment; and (4) Plan. The SOAP note is a ubiquitous format in medical note writing that remains the foundation in medical education for organizing a clinical note<sup>34</sup>. Recent work has shown that automated identification of SOAP sections helped physicians quickly locate specific information, especially the Assessment and Plan sections where diagnoses and treatment plans are mentioned<sup>35,36</sup>. The task is to identify, at the line-level of the note, the correct SOAP section as well as demarcate the beginning of the section. Thus, each line of the note is labeled into eight different groups (the four sections of SOAP and the Beginning [B] or Inner [I] of that section). If the line in the progress note is a part of the beginning of a section, it is labeled as either BS, BO, BA, or BP; otherwise, IS, IO, IA, or IP. To promote generalizability, we removed sub-section headers (i.e., “Medications”, “Past Medical History”, “Physical Exam”, etc.) that may be unique to the note type or hospital setting. A sliding window of 5 previous lines was added to the input dataset while training a generative model. Two trained medical students provided the annotations, and the results in DR.BENCH were reported as the overall accuracy across the four sections and two positions.

*TASK 5: MedQA* MedQA is a large-scale question answering dataset collected from a bank of practice medical board exam questions and answers<sup>29</sup>. The corpus represents the question bank a medical trainee would read in the United States Medical Licensing Examination, which is a required step in assessing medical knowledge and reasoning for medical board certification. The task evaluates cNLP models in utilizing medical knowledge to answer the question. Given a question, the model predicted the correct answer from five answer options (A/B/C/D/E). Along with the previously published dataset was a collection of medical textbooks. We adapted the original MedQA task into two settings: *open-book* a question and some relevant paragraphs from the textbook collection were given (a open-book simulation), and *closed-book* where only the question was given (a closed-book simulation). In the open-book MedQA, we used BM25, an information retrieval model based on TF-IDF that returned a collection of documents for a query. BM25 was used to retrieve the top five paragraphs given a question<sup>42</sup>. For the closed-book MedQA, DR.BENCH only evaluated the model’s internal knowledge representation to answer the question. Final results were reported as overall accuracy in generating the correct letter answer option.

*TASK 6: Problem summarization* Given a progress note, the goal of Problem Summarization is to identify and generate the problems and diagnoses for the patient’s daily hospitalization. We provided two settings for this task: the first setting took only the Assessment section in the progress note as input, because the Assessment section synthesized the evidence from Subjective and Objective sections and contained information about the patient’s current status. The assesment setting was denoted as Summ-Assmt. In the second setting, all sections except the Plan section (because it contains the target problems/diagnoses) were provided as the input, denoting the task as Summ-Note. The progress note included free-text fields from Subjective and Assessment sections and semi-structured text from Objective sections such as lab results, vital signs, making Summ-Note as the hardest task in DR.BENCH with the largest input of text. The data source and annotation were previously described<sup>28</sup>. DR.BENCH used ROUGE-L from the generated problems/diagnoses to report the performance evaluation<sup>37</sup>.

### Baseline Experiments: Pre-trained models and domain adaptation pre-training

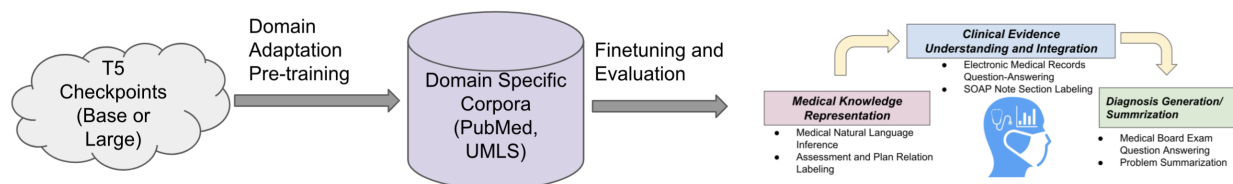
Given that DR.BENCH is designed in a generative framework, we applied the leading pre-trained seq2seq transformer, Google’s Text-To-Text Transfer Transform (T5)<sup>31</sup>, as the baseline model across all tasks. T5 is capable of handling numerous types of tasks through its flexible architecture and has previously been shown to achieve state-of-the-art results on multiple language tasks<sup>31</sup>. T5 was trained on Colossal Clean Crawled Corpus (C4), which was comprised of 805 gigabytes of web data, and we referred to these T5 models as ‘vanilla T5’. Two T5 checkpoints were selected: T5-Base with 220 million parameters and T5-Large with 770 million parameters. Compared to the vanilla T5, we also examined a medical-domain version of T5 called ‘SciFive-base’ and ‘SciFive-large’<sup>38</sup> in a second set of experiments. SciFive is a T5 variant continuously trained on 32 million PubMed abstracts and full-text articles.

In the medical domain, the Unified Medical Language System (UMLS), constructed and managed by the National Library of Medicine, is the largest curated knowledge source containing biomedical concepts and their relationships and definitions<sup>39</sup>. In a third set of experiments, T5 was continually trained on the data available in the 2022AA full UMLS release files (UMLS Metathesaurus and Semantic network) as another approach to a medical domain model<sup>39</sup>. Prior studies using the UMLS knowledge source demonstrated improved sentence representation using definitional sentences from the UMLS word dictionary<sup>40,41</sup>. In a similar approach, our model extracted all concept definitions as the Domain Adaptation Pre-training (DAPT) corpora. The resulted set contained over 300,000 medical definitions. The data were also appended with the medical textbook collections from MedQA . The final size of the DAPT corpora was 515,000 training instances and referred to as T5-DEFS.

In another related approach, we hypothesize medical concept relation information may be learned through T5 continuous training and will improve the performance in tasks requiring medical knowledge and reasoning. All medical concepts under the UMLS semantic types “Disease and Symptoms” were extracted and their relations triples, in the format of  $\langle concept_{source}, concept_{target}, relation \rangle$ . A directed graph was constructed with the nodes as the concepts and the edges as the relations. A graph traversal algorithm was executed to retrieve all the paths that consisted of two edges. The paths provided connections of concepts that were not direct neighbors, but were linked through the intermediate nodes. For example, cirrhosis is a type of liver disease (which forms an edge), and liver disease is associated with abdominal pain. Therefore, a path from cirrhosis to abdominal pain was constructed. A path has 47 tokens on average, so we concatenated 10 paths as one training instance to avoid going beyond the 512 input token limit for T5. The final set of DAPT corpora contained approximately 582,000 training instances, roughly corresponding to 5.8 million paths and referred to as T5-RELPATHS.

T5 used random token masking policy to perform masked language modeling with random replacement of text spans with a special tag “ $\langle extra\_id\_n \rangle$ ”. For T5-Defs, we adapted a concept masking strategy introduced in<sup>30</sup>. We first applied QuickUMLS, a medical concept extractor based on UMLS<sup>43</sup> to extract the concepts, and randomly masked 15% of the concepts and had T5 recover the masked concepts during DAPT. For T5-Path, we applied random path masking that randomly replaced the source concept, target concept or the relation with the special tag. The goal of the masking strategy was to have T5 learn the relation-conditioned concept information. Finally, we concatenated the TB+DEF corpora with the Path corpora and continuously trained T5-Large (T5-Large-RelPaths+Defs). Figure 3 presents a workflow of experiments with the DAPT setup for DR.BENCH.

**Figure 3.** Domain adaptation pre-training setup for DR.BENCH



### Experiments Setup

*Input representation* The input to T5 began with a short phrase (task prefix) to specify what task T5 is about to execute. All tasks had different parts of text as input; therefore, we applied custom tokens to indicate the text source, as shown in Figure 4. As some tasks incorporated the entire clinical note as input, we let the T5 tokenizer truncate the text when the 512 token limit was met. In particular, for the

Problem Summarization task, we prioritized the Assessment section as it contained the main problems and symptoms, followed by the Subjective sections and Objective sections.

**Figure 4.** Input setting with task prefix and special tokens indicating different parts of input text for DR.BENCH. Tasks are listed in the ascending order of average input length.

MedNLI	[Inference:] <HYPOTHESIS> Hypothesis Text <PREMISE> Premise Text
AP	[Reasoning:] <ASSESSMENT> Assessment Text <PLAN SUBSECTION> Plan Subsection Text
SOAP Labeling	[SOAP:] <Target> Target Line <Previous Line 1> Previous Line 1 <Previous Line 2> ... <Previous Line 5> ...
EmrQA	[Clinical QA:] <Q> Question Text <Answer Option 1> ... <Answer Option 5> ...
MedQA	[Medical QA:] <Q> Question Text <C> Input Notes
Summ	[Summarize:] <Assessment> Assessment Text <Subjective> Subjective Section Text <Objective> Objective Section Text

*Hyperparameters searching* Hyperparameter tuning was conducted mainly on the learning rate. DR.BENCH includes a learning rate grid-search for all models on all tasks. The learning rate was constrained between 1e-3 to 1e-6 as previously described<sup>31</sup>. We committed to the learning rate that achieved the best validation performance. All tasks were set with early stopping to prevent overfitting. A more detailed hyperparameter selection is presented in the Appendix .

*Evaluation metrics* Resampling techniques with 1000 bootstrap samples were used to estimate the 95% confidence intervals (CI) for all evaluation metrics. Experiment results were reported in table 3 for clinical text understanding, table 2 for medical knowledge representation and reasoning, and table 4 for diagnosis generation and summarization.

*Computing infrastructure* The development of DR.BENCH pipeline was completed on an onsite workstation. All experiments were executed in Google Cloud Computing (GCP) platform, with a Linux-based Virtual Machine (VM) instance and 100GB Solid State Drive (SSD). We trained and fine-tuned all models on 2 to 4 Nvidia Tesla A100 GPUs with 40 GB GPU memory, depending on the cloud GPU availability. As part of the experiment results, we reported the GPU cost and carbon footprint of the experiments on GCP.

## Results

DR.BENCH was fully automated and standardized for any generative model via a modular script that handles loading, fine-tuning, and evaluation across all six tasks with an automated output of the evaluation metrics and their 95% CIs. (<https://git.doit.wisc.edu/smph-public/dom/uw-icu-data-science-lab-public/drbench>). The characteristics of each task, including the total sample size across the training, validation, and test datasets are described in Table 1. For instance, the SOAP Note Labelling task had a total of 106126 labels in the training data extracted from 603 progress notes, 12957 validation data extracted from 75 progress notes, and 15006 testing data extracted from 82 progress notes.

Across all tasks, MedNLI had the best set of evaluation metrics with an accuracy range between 79.75% and 84.88% (table 2). Problem summarization (Summ-Note), which was intended as the most challenging task, had the lowest performance across all models, with Rouge-L scores falling between 2.14% and 5.66% (table 4).

We observed a performance gain when the base model changed from T5-Base to T5-Large, particularly on MedNLI, AP and EmrQA, and SOAP Labeling. T5-Large models demonstrated the largest gain on

**Table 1.** Characteristics and statistics of tasks in DR.BENCH

	EmrQA <sup>1</sup>	SOAP Labeling	AP	MedNLI	MedQA	Summ
Note types	Discharge summaries	Progress notes	Progress notes	Past medical history in clinical notes	Medical Board exam questions	Progress notes
Input units	Notes and questions	Lines	Paragraph pairs	Sentence pairs	Paragraphs and questions	Notes
Length <sup>2</sup>	1,093.10	25.82	76.97	24.80	508.24	423.88
Train <sup>3</sup>	42,607	106,126	4,633	11,232	10,178	2,138 (diagnosis)
Val	5,246	12,957	597	1,395	1,273	304 (diagnosis)
Test	5,346	15,006	667	1,422	1,274	341 (diagnosis)

**Table 2.** Performance of T5 and its variants on tasks addressing medical knowledge representation

Model		AP		MedNLI	
		F1. <sup>1</sup>	95% CI	Acc.	95% CI
T5-B	Vanilla	73.31	71.34-77.65	79.75	78.62-82.70
	RelPaths	74.81	71.76-78.18	80.66	77.50-81.65
	Defs	72.22	69.46-76.26	80.73	78.69-82.77
	SciFive	76.76	74.81-80.92	82.84	80.87-84.74
T5-L	Vanilla	77.96	75.38-81.60	84.04	82.14-85.86
	RelPaths	75.14	71.88-78.21	83.68	81.79-85.58
	Defs	77.51	74.31-80.54	83.76	82.00-85.79
	RelPaths+Defs	77.66	75.98-81.96	84.25	82.35-86.08
	SciFive	76.76	75.25-81.20	84.88	82.98-86.64

<sup>1</sup>F1: Macro F1 score; Acc.: Accuracy; 95% CI: Ninety-five percent confidence interval on bootstrapping samples.**Table 3.** Performance of T5 and its variants on tasks addressing clinical evidence understanding and integration

Model		EmrQA		SOAP Labeling	
		Acc.	95% CI	Acc.	95% CI
T5-B	Vanilla	33.40	29.27-37.61	60.12	59.33-60.90
	RelPaths	34.05	29.97-38.57	58.85	58.06-59.63
	Defs	34.57	30.16-39.03	58.59	57.81-59.40
	SciFive	37.28	32.84-42.11	57.74	56.95-58.53
T5-L	Vanilla	38.05	33.56-42.58	55.57	54.78-56.35
	RelPaths	37.25	32.76-41.78	59.06	58.29-59.83
	Defs	38.28	33.72-42.83	60.06	59.27-60.84
	RelPaths+Defs	39.20	34.63-43.78	58.54	57.75-59.33
	SciFive	38.23	33.69-42.79	59.53	58.76-60.33

**Table 4.** Performance of T5 and its variants on tasks addressing diagnosis generation and problem summarization

Model	MedQA-Open		MedQA-Closed		Summ-Assmt		Summ-Note		
	Acc.	95% CI	Acc.	95% CI	RL <sup>1</sup>	95% CI	RL	95% CI	
T5-B	Vanilla	22.55	20.01-25.69	22.07	20.44-25.07	14.08	11.91-16.25	4.71	3.43-5.99
	RelPaths	24.59	22.31-27.02	23.02	20.74-25.29	14.15	12.29-16.01	4.00	2.75-5.26
	Defs	20.35	18.22-22.62	20.97	18.77-23.17	17.33	14.12-20.53	5.38	3.39-7.38
	SciFive	22.78	20.50-25.14	22.62	20.35-24.90	11.13	9.10-13.16	2.14	1.41-2.86
T5-L	Vanilla	20.97	18.77-23.25	19.32	17.20-21.52	12.55	11.02-14.07	3.64	2.50-4.77
	RelPaths	24.35	22.07-26.79	20.03	18.34-22.14	14.43	11.65-17.21	3.03	2.12-3.94
	Defs	22.70	20.42-25.06	20.27	18.07-22.55	12.84	10.06-15.63	4.68	2.53-6.83
	RelPaths+Defs	21.60	19.40-23.96	21.21	18.93-23.49	12.99	10.98-15.00	5.66	3.79-7.54
	SciFive	21.37	19.09-23.64	20.47	18.46-23.02	10.68	8.89-12.47	3.24	2.14-4.35

AP and MedNLI, with +4.65 gain on AP macro F1 score on AP, and +4.29 gain on MedNLI accuracy when comparing T5-Large-Vanilla to T5-Base-Vanilla.

T5-Large-Vanilla, without any further pre-training, achieved comparable performance on most tasks to models that were continually trained on medical data such as the T5-Large DAPT variants. The exception was for the SOAP Labeling task where the continually trained T5-Large models achieved nearly 60% accuracy, approximately five points higher than vanilla-T5 (Table 3). On most tasks, the 95% CI of the SciFive variants overlapped with the three UMLS-based T5 variants. One exception was for Summ-Assmt, where T5-B-Defs achieved a ROUGE score of 17.33, outperforming all models and 6.2 points above the best SciFive variant.

Completing all 27 experiments in Tables 2-4 cost 5,300 USD using the GCP infrastructure mentioned in section . The total GPU working hours was approximately 1,128 hours. The machine produced 106 kg CO<sub>2</sub> across all experiments.

## Discussion

DR.BENCH is the first clinical NLP benchmark for clinical diagnostic reasoning proposed as a unified natural language generation framework and composed of six tasks across ten datasets. The suite of tasks covers discharge summary and progress note types, and input units are varied from shorter sentence-level to longer document-level. We evaluated the state-of-the-art generative models on DR.BENCH, T5, using the 220M parameters (T5-B) checkpoint and 770M parameters checkpoint (T5-L). We also compared medical domain specific T5 variants that were continuously trained on PubMed and UMLS. The experiment results demonstrated tasks addressing medical knowledge representation and reasoning achieved the highest performance, and the group of tasks representing more diagnosis generation and problem summarization achieved the lowest, indicating the complexity was highest in summarizing problems/diagnoses. We showed vanilla T5-large is a difficult baseline to outperform despite our attempts at domain adaptation and continual training on medical knowledge databases.

T5 achieved good performance on tasks addressing medical knowledge representation (AP and MedNLI), but the tasks of long clinical document understanding (EmrQA) and diagnosis generation and summarization (MedQA, Summ) remained challenging. Clinical note summarization (Summ-Note) takes both free-text fields and structured data as input and is considered to be the most complex task in DR.BENCH. Solving this task requires not only information integration and abstraction over long document, but also multi-modal understanding, going beyond T5’s ability. All models also reported low accuracy between 20% to 24% on MedQA, the task that a medical student is required to achieve in the pathway to medical certification. The low accuracy on Open-book MedQA may partially be attributable to the errors propagated from the information retrieval algorithm. Nevertheless, the closed-book setting without information retrieval was also low. Continuously training T5 on textbook and academic articles did not improve MedQA performance and suggests T5 is not learning or memorizing through “reading” the textbook, echoing to the conclusion made in general domain question answering<sup>44</sup>. The performance on MedQA and Summ was in contrast to the performance on AP and MedNLI. This may suggest that the models have the ability to understand the meanings of the concepts and infer logical relations, but they do not have the capacity to understand how concepts were related and used to solve complex medical



problems. The experiment results illustrate there remains considerable room for improvement, especially in utilizing encoded knowledge to perform effective information integration and reasoning (e.g. multi-hop reasoning), pointing towards the avenue of future research in developing NLP models for diagnostic reasoning.

We have shown results of three different T5 in-domain variants training on two different knowledge sources: PubMed (SciFive) and UMLS(T5-Defs, T5-RelPaths). SciFive is trained on 32M PubMed abstracts and full-text articles whereas T5-Defs is trained on 515k sentences and paragraphs of definitional sentences, and T5-RelPaths is trained on 582k lines of paths from "Disease and Symptoms" concept relational graph. T5 continuously training on UMLS data achieved competing performance to SciFive both with a corpora in 0.03 size of the SciFive. The smaller corpora of data from UMLS with similar performance to the larger SciFive model demonstrates the important of a high quality text corpora. The UMLS model contained both definitional sentences from UMLS that are contextualized semantic representations and concept relation paths that are the knowledge paths for medical concept relations. UMLS is a valuable and free source containing over 127 semantic types and 9 millions concept relations. Further work is needed to investigate how to better integrate the UMLS knowledge sources for medical knowledge representation.

The gap between T5-Vanilla model and T5 DAPT models decreased as the scale of model parameters increased. Compared to all DAPT models, T5-Large-Vanilla showed impressive competitive performance with 770 millions network parameters, indicating the benefits brought by increasing the network capacity. However, the cost of running T5-Large was expensive. The memory requirement was high for running T5-Large model and was restricted to small batch sizes. On the MedNLI task where the average input length was the shortest, the batch size was 8 because it took 7GB of GPU memory to fine-tune a T5-Base model, while a T5-Large model required 17GB of GPU memory. For Summ-Note, where the input length was often truncated to 512 tokens, the batch size was 4, which took 12GB GPU memory for the T5-Base model and 30GB for the T5-Large models. While a potential solution to avoid memory restriction is gradient accumulation, it took a longer time to perform a gradient accumulative update that, ultimately, cost more GPU working hours and a larger carbon footprint. One valuable future direction is to distill smaller and efficient models from large models. In many instances, T5-Large only provided marginal gains over T5-Base and a more parsimonious model may be the more pragmatic approach for bedside application. Leveraging knowledge sources like UMLS to provide dense, high quality data, pruning and distillation methods<sup>45</sup>, as well as other approaches to reduce computing resources are important considerations prior to deploying models at the bedside for clinical use. We incorporate the report of GPU working hours, memory, and carbon footprint as part of the DR.BENCH evaluation and encourage researchers to report GPU working memory, hours and carbon footprint when running their models on DR.BENCH.

## Conclusion

Building cNLP systems to perform clinical diagnostic reasoning is the key building block for developing the next generation of NLP-based clinical decision support tools. The goal in introducing DR.BENCH is not to beat the state-of-the-art performance, but to demonstrate the use of benchmark as a core resource for advancing the science in cNLP for bedside applications. DR.BENCH has a fine-tuning and multi-tasking setup similar to the GLUE and SQuAD benchmarks in general domain NLP<sup>46,47</sup>, and BLURB in biomedical NLP<sup>48</sup>, but stands out with a distinct focus and the first cNLP benchmark on promoting clinical diagnostic reasoning. We framed all the tasks as sequence generation tasks, as it served the purpose of evaluating the cNLP models that are designed for computerized diagnostic decision support systems. Our work has shown that using DR.BENCH, researchers may probe the ability and bottleneck of advanced NLP models regarding the potential of being system backend that generate clinical diagnostic decision. Researchers could evaluate their generative systems pre-trained on different knowledge sources to examine the progress of clinical diagnostic reasoning, as well as conducting a multi-task training using DR.BENCH. We encourage future research to utilize DR.BENCH and shift the focus of cNLP models development from information extraction to complex clinical reasoning. This way, the gap between cNLP models and the bedside clinical applications could be filled. As part of the contribution, DR.BENCH pipeline is open-source and released in a Gitlab repository, and will be further developed as a leaderboard for the community.

## Data Availability

The codes of running all experiments mentioned in this work are available at <https://git.doit.wisc.edu/smph-public/dom/uw-icu-data-science-lab-public/drbench>. “MIMIC-III” is available at PhysioNet (<https://physionet.org/content/mimiciii-demo/1.4/>). “MedNLI” is also hosted by PhysioNet (<https://physionet.org/content/mednli/1.0.0/>). “emrQA” and “AP” are available at N2C2 (<https://n2c2.dbmi.hms.harvard.edu/>). “MedQA” could be downloaded from the github repository (<https://github.com/jind11/MedQA>). Data for “SOAP Labeling” and “Summ” are under pending review by PhysioNet.

## Author Contributions

Y.G, D.D, T.M, M.C, and M.A conceived and planned the experiments. Y.G, J.C, B.S, and M.A prepared codes and carried out the experiments. Y.G, D.D, T.M, M.C, and M.A contributed to the interpretation of the results. Y.G and M.A took the lead in writing the manuscript. All authors provided critical feedback and helped shape the research, analysis and manuscript.

## Competing Interest

No competing interest is declared.

## Declarations

The research data used in this work is only available through PhysioNet and the original publication. Data Use Agreement (DUA) is required for MIMIC-III based dataset. We do not claim authorship over the dataset.

## Funding

The work was supported by NIH/NIDA grant number R01DA051464 (to MA), NIH/NIGM grant number R01HL157262 (to MMC), NIH/NLM grant numbers R01LM012793 (to TIM), NIH/NLM grant number R01LM010090 (to DD). The content is solely the responsibility of the authors and does not necessarily represent the official views of the National Library Of Medicine or the National Institutes of Health.

## Hyperparameters

Here we report the hyper-parameters we used all T5 fine-tuning experiments reported in table 2, 3, 4. The input length to T5 is set to 512 tokens. Depending on the length of the input, the batch size varies from 4 to 32. All experiments use early stopping to prevent overfitting.

**Table 5.** Hyperparameters for fine-tuning T5 on DR.BENCH

Hyper-parameter	Setting
Optimizer	AdamW
Epoch	20 (with early stopping)
Learning rate	1e-3, 1e-4, 1e-5, 1e-6
Batch size	4, 8, 16, 32
Encoder max length	512
Decoder max length	64
Beam size	10
Length penalty	1
no repeat ngram size	2

## References

1. Fowler SA, Yaeger LH, Yu F, Doerhoff D, Schoening P, Kelly B. Electronic health record: integrating evidence-based information at the point of clinical decision making. J Med Libr Assoc. 2014 Jan;102(1):52-5. doi: 10.3163/1536-5050.102.1.010. PMID: 24415920; PMCID: PMC3878937.

2. Brown, P. J., J. L. Marquard, B. Amster, M. Romoser, J. Friderici, S. Goff, and D. Fisher. "What do physicians read (and ignore) in electronic progress notes?." *Applied clinical informatics* 5, no. 02 (2014): 430-444.
3. Alpert, Joseph S. "The electronic medical record: beauty and the beast." *The American Journal of Medicine* 132, no. 4 (2019): 393-394.
4. Aronson, Mark D. "The purpose of the medical record: why Lawrence weed still matters." *The American Journal of Medicine* 132, no. 11 (2019): 1256-1257.
5. Furlow, Bryant. "Information overload and unsustainable workloads in the era of electronic health records." *The Lancet Respiratory Medicine* 8, no. 3 (2020): 243-244.
6. Hultman, Gretchen M., Jenna L. Marquard, Elizabeth Lindemann, Elliot Arsoniadis, Serguei Pakhomov, and Genevieve B. Melton. "Challenges and opportunities to improve the clinician experience reviewing electronic progress notes." *Applied clinical informatics* 10, no. 03 (2019): 446-453.
7. Donaldson, Molla S., Janet M. Corrigan, and Linda T. Kohn, eds. "To err is human: building a safer health system." (2000).
8. Committee on Diagnostic Error in Health Care; Board on Health Care Services; Institute of Medicine; The National Academies of Sciences, Engineering, and Medicine. *Improving Diagnosis in Health Care*. Balogh EP, Miller BT, Ball JR, editors. Washington (DC): National Academies Press (US); 2015 Dec 29. PMID: 26803862.
9. Hall, Kendall K., et al. "Diagnostic Errors." *Making Healthcare Safer III: A Critical Analysis of Existing and Emerging Patient Safety Practices* [Internet]. Agency for Healthcare Research and Quality (US), 2020.
10. Balogh, Erin P., et al. "The path to improve diagnosis and reduce diagnostic error." *Improving Diagnosis in Health Care*. National Academies Press (US), 2015.
11. Delvaux, N., Piessens, V., Burghgraeve, T.D. et al. Clinical decision support improves the appropriateness of laboratory test ordering in primary care without increasing diagnostic error: the ELMO cluster randomized trial. *Implementation Sci* 15, 100 (2020). <https://doi.org/10.1186/s13012-020-01059-y>
12. Branch F, Santana I, Hegdé J. Biasing Influence of 'Mental Shortcuts' on Diagnostic Decision-Making: Radiologists Can Overlook Breast Cancer in Mammograms When Prior Diagnostic Information Is Available. *Diagnostics (Basel)*. 2022 Jan 4;12(1):105. doi: 10.3390/diagnostics12010105. PMID: 35054272; PMCID: PMC8774943.
13. Croskerry, Pat, and G. R. Nimmo. "Better clinical decision making and reducing diagnostic error." *The journal of the Royal College of Physicians of Edinburgh* 41, no. 2 (2011): 155-162.
14. Johnson, Alistair EW, Tom J. Pollard, Lu Shen, Li-wei H. Lehman, Mengling Feng, Mohammad Ghassemi, Benjamin Moody, Peter Szolovits, Leo Anthony Celi, and Roger G. Mark. "MIMIC-III, a freely accessible critical care database." *Scientific data* 3, no. 1 (2016): 1-9.
15. Gao Y, Dligach D, Christensen L, Tesch S, Laffin R, Xu D, Miller T, Uzuner O, Churpek MM, Afshar M. A scoping review of publicly available language tasks in clinical natural language processing. *J Am Med Inform Assoc*. 2022 Aug 3;ocac127. doi: 10.1093/jamia/ocac127. Epub ahead of print. PMID: 35923088.
16. Alexey Romanov and Chaitanya Shivade. 2018. Lessons from Natural Language Inference in the Clinical Domain. In *Proceedings of the 2018 Conference on Empirical Methods in Natural Language Processing*, pages 1586–1596, Brussels, Belgium. Association for Computational Linguistics.
17. Yue, Xiang, Bernal Jimenez, and Huan Sun. "Clinical Reading Comprehension: A Thorough Analysis of the emrQA Dataset." In *Proceedings of the 58th Annual Meeting of the Association for Computational Linguistics (ACL'20)*. 2020.

18. Lederman, Asher, Reeva Lederman, and Karin Verspoor. "Tasks as needs: reframing the paradigm of clinical natural language processing research for real-world decision support." *Journal of the American Medical Informatics Association* (2022).
19. Bowen, Judith L. "Educational strategies to promote clinical diagnostic reasoning." *New England Journal of Medicine* 355, no. 21 (2006): 2217-2225.
20. Barrows, Howard S., and Robyn M. Tamblyn. *Problem-based learning: An approach to medical education*. Vol. 1. Springer Publishing Company, 1980.
21. Monteiro, Sandra M., and Geoffrey Norman. "Diagnostic reasoning: where we've been, where we're going." *Teaching and learning in medicine* 25, no. sup1 (2013): S26-S32.
22. Hammond, Kenneth R. *Human judgment and social policy: Irreducible uncertainty, inevitable error, unavoidable injustice*. Oxford University Press on Demand, 2000.
23. Pelaccia, Thierry, Jacques Tardif, Emmanuel Triby, and Bernard Charlin. "An analysis of clinical reasoning through a recent and comprehensive approach: the dual-process theory." *Medical education online* 16, no. 1 (2011): 5890.
24. Rassinox, A-M. "Decision Support, Knowledge Representation and Management: Structuring Knowledge for Better Access." *Yearbook of Medical Informatics* 17, no. 01 (2008): 80-82.
25. Blobel, Bernd. "Knowledge representation and management enabling intelligent interoperability-principles and standards." In *EFMI-STC*, pp. 3-21. 2013.
26. Hutton, John, Paul Trueman, and Christopher Henshall. "Coverage with evidence development: an examination of conceptual and policy issues." *International journal of technology assessment in health care* 23, no. 4 (2007): 425-432.
27. Pampari, Anusri, Preethi Raghavan, Jennifer Liang, and Jian Peng. "EMRQA: A large corpus for question answering on electronic medical records." In *2018 Conference on Empirical Methods in Natural Language Processing, EMNLP 2018*, pp. 2357-2368. Association for Computational Linguistics, 2018.
28. Gao, Yanjun, Dmitriy Dligach, Timothy Miller, Samuel Tesch, Ryan Laffin, Matthew M. Churpek, and Majid Afshar. "Hierarchical Annotation for Building A Suite of Clinical Natural Language Processing Tasks: Progress Note Understanding." *Proceedings of the Language Resources and Evaluation Conference*, pages 5484-5493, Marseille, France, European Language Resources Association, 2022.
29. Jin, Di, Eileen Pan, Nassim Oufattole, Wei-Hung Weng, Hanyi Fang, and Peter Szolovits. "What disease does this patient have? a large-scale open domain question answering dataset from medical exams." *Applied Sciences* 11, no. 14 (2021): 6421.
30. Gao, Yanjun, Dmitry Dligach, Timothy Miller, Dongfang Xu, Matthew M. Churpek, and Majid Afshar. "Summarizing Patients Problems from Hospital Progress Notes Using Pre-trained Sequence-to-Sequence Models." *International Conferences on Computational Linguistics* (2022).
31. Raffel, Colin, Noam Shazeer, Adam Roberts, Katherine Lee, Sharan Narang, Michael Matena, Yanqi Zhou, Wei Li, and Peter J. Liu. "Exploring the limits of transfer learning with a unified text-to-text transformer." *J. Mach. Learn. Res.* 21, no. 140 (2020): 1-67.
32. Gururangan, Suchin, Ana Marasović, Swabha Swayamdipta, Kyle Lo, Iz Beltagy, Doug Downey, and Noah A. Smith. "Don't Stop Pretraining: Adapt Language Models to Domains and Tasks." In *Proceedings of the 58th Annual Meeting of the Association for Computational Linguistics*, pp. 8342-8360. 2020.
33. <https://n2c2.dbmi.hms.harvard.edu/>
34. Weed, Lawrence L. "Medical records that guide and teach." *N Engl J Med* 278, no. 11 (1968): 593-600.
35. Edinger T, Demner-Fushman D, Cohen AM, Bedrick S, Hersh W. Evaluation of Clinical Text Segmentation to Facilitate Cohort Retrieval. *AMIA Annu Symp Proc*. 2018 Apr 16;2017:660-669. PMID: 29854131; PMCID: PMC5977655.

36. Eisman AS, Brown KA, Chen ES, Sarkar IN. Clinical Note Section Detection Using a Hidden Markov Model of Unified Medical Language System Semantic Types. *AMIA Annu Symp Proc.* 2022 Feb 21;2021:418-427. PMID: 35308919; PMCID: PMC8861726.
37. Lin, Chin-Yew. "Rouge: A package for automatic evaluation of summaries." In *Text summarization branches out*, pp. 74-81. 2004.
38. Phan, Long N., James T. Anibal, Hieu Tran, Shaurya Chanana, Erol Bahadroglu, Alec Peltekian, and Grégoire Altan-Bonnet. "Scifive: a text-to-text transformer model for biomedical literature." *arXiv preprint arXiv:2106.03598* (2021).
39. Bodenreider, Olivier. "The unified medical language system (UMLS): integrating biomedical terminology." *Nucleic acids research* 32, no. suppl 1 (2004): D267-D270.
40. Tsukagoshi, Hayato, Ryohei Sasano, and Koichi Takeda. 2021. DefSent: Sentence Embeddings using Definition Sentences. In *Proceedings of the 59th Annual Meeting of the Association for Computational Linguistics and the 11th International Joint Conference on Natural Language Processing (Volume 2: Short Papers)*, pages 411–418, Online. Association for Computational Linguistics.
41. Guo, Weiwei, and Mona Diab. "Modeling sentences in the latent space." In *Proceedings of the 50th Annual Meeting of the Association for Computational Linguistics (Volume 1: Long Papers)*, pp. 864-872. 2012.
42. Trotman, Andrew, Antti Puurula, and Blake Burgess. "Improvements to BM25 and language models examined." In *Proceedings of the 2014 Australasian Document Computing Symposium*, pp. 58-65. 2014.
43. Soldaini, Luca, and Nazli Goharian. "Quickumls: a fast, unsupervised approach for medical concept extraction." In *MedIR workshop, sigir*, pp. 1-4. 2016.
44. Ciosici, Manuel R., Joe Cecil, Dong-Ho Lee, Alex Hedges, Marjorie Freedman, and Ralph Weischedel. "Perhaps PTLMs Should Go to School—A Task to Assess Open Book and Closed Book QA." In *Proceedings of the 2021 Conference on Empirical Methods in Natural Language Processing*, pp. 6104-6111. 2021.
45. Sanh, Victor, Lysandre Debut, Julien Chaumond, and Thomas Wolf. "DistilBERT, a distilled version of BERT: smaller, faster, cheaper and lighter." *arXiv preprint arXiv:1910.01108* (2019).
46. Wang, Alex, Amanpreet Singh, Julian Michael, Felix Hill, Omer Levy, and Samuel R. Bowman. "Glue: A multi-task benchmark and analysis platform for natural language understanding." In *7th International Conference on Learning Representations, ICLR 2019*. 2019.
47. Rajpurkar, Pranav, Jian Zhang, Konstantin Lopyrev, and Percy Liang. "SQuAD: 100, 000+ Questions for Machine Comprehension of Text." In *EMNLP*. 2016.
48. Gu, Yu, Robert Tinn, Hao Cheng, Michael Lucas, Naoto Usuyama, Xiaodong Liu, Tristan Naumann, Jianfeng Gao, and Hoifung Poon. "Domain-specific language model pretraining for biomedical natural language processing." *ACM Transactions on Computing for Healthcare (HEALTH)* 3, no. 1 (2021): 1-23.