

Automatic sparse PCA for high-dimensional data

Kazuyoshi Yata and Makoto Aoshima

Institute of Mathematics, University of Tsukuba

Sparse principal component analysis (SPCA) methods have proven to efficiently analyze high-dimensional data. Among them, threshold-based SPCA (TSPCA) is computationally more cost-effective as compared to regularized SPCA, based on L1 penalties. Here, we investigate the efficacy of TSPCA for high-dimensional data settings and illustrate that, for a suitable threshold value, TSPCA achieves satisfactory performance for high-dimensional data. Thus, the performance of the TSPCA depends heavily on the selected threshold value. To this end, we propose a novel thresholding estimator to obtain the principal component (PC) directions using a customized noise-reduction methodology. The proposed technique is consistent under mild conditions, unaffected by threshold values, and therefore yields more accurate results quickly at a lower computational cost. Furthermore, we explore the shrinkage PC directions and their application in clustering high-dimensional data. Finally, we evaluate the performance of the estimated shrinkage PC directions in actual data analyses.

Key words: Clustering, Large p small n , PCA consistency, Shrinkage PC directions, Thresholding.

1 Introduction

High-dimensional, low-sample-size (HDLSS) data scenarios exist in many areas of modern science including genomics, medical imaging, text recognition, and finance. In recent years, substantial work has been conducted on HDLSS asymptotic theory, wherein the sample size n is fixed or $n/d \rightarrow 0$ is used as the data dimension $d \rightarrow \infty$. For principal component analysis (PCA), Jung and Marron (2009) and Yata and Aoshima (2009) investigated inconsistency properties for both the eigenvalues and principal component (PC) directions in a sample covariance matrix. Yata and Aoshima (2012) developed a new PCA method called the *noise-reduction methodology* and reported consistent estimators for both eigenvalues and PC directions in addition with the PC scores using this method. Sparse PCA (SPCA) methods have been investigated in several studies. For example, Zou and Hastie (2006), Shen and Huang (2008), and Lee, Huang and Hu (2010) considered

a regularized SPCA (RSPCA) based on L1 penalties under high-dimensional settings. Johnstone and Lu (2009) proposed a thresholded SPCA (TSPCA) and presented a consistency property of the TSPCA when $n/d \rightarrow 0$. Further, Shen, Shen and Marron (2013) showed that the PC directions obtained by the RSPCA and TSPCA are consistent when $d \rightarrow \infty$ while n is fixed. In addition, Paul and Johnstone (2007) developed an augmented SPCA method and Ma (2013) proposed an iterative thresholding procedure for PC directions. In this study, we focus on TSPCA under high-dimensional settings.

Suppose that we have a $d \times n$ data matrix $\mathbf{X} = (\mathbf{x}_1, \dots, \mathbf{x}_n)$, where $\mathbf{x}_i = (x_{i(1)}, \dots, x_{i(d)})^T$, $i = 1, \dots, n$, are independent and identically distributed (i.i.d.) as a d -dimensional distribution with mean $\boldsymbol{\mu}$ and (non-negative definite) covariance matrix $\boldsymbol{\Sigma}$. We express the eigen-decomposition of $\boldsymbol{\Sigma}$ as $\boldsymbol{\Sigma} = \mathbf{H}\boldsymbol{\Lambda}\mathbf{H}^T$, where $\boldsymbol{\Lambda}$ represents a diagonal matrix of the eigenvalues, $\lambda_1 \geq \dots \geq \lambda_d (\geq 0)$, and $\mathbf{H} = (\mathbf{h}_1, \dots, \mathbf{h}_d)$ is an orthogonal matrix of the corresponding eigenvectors. The sample covariance matrix is given by $\mathbf{S} = (n-1)^{-1}(\mathbf{X} - \bar{\mathbf{X}})(\mathbf{X} - \bar{\mathbf{X}})^T = (n-1)^{-1} \sum_{i=1}^n (\mathbf{x}_i - \bar{\mathbf{x}})(\mathbf{x}_i - \bar{\mathbf{x}})^T$, where $\bar{\mathbf{x}} = n^{-1} \sum_{i=1}^n \mathbf{x}_i$ and $\bar{\mathbf{X}} = \bar{\mathbf{x}} \mathbf{1}_n^T$ with $\mathbf{1}_n = (1, \dots, 1)^T$. Let $\hat{\lambda}_1 \geq \dots \geq \hat{\lambda}_d \geq 0$ be the eigenvalues of \mathbf{S} , and let $\hat{\mathbf{h}}_j$, $j = 1, \dots, d$ be the corresponding eigenvectors $\hat{\mathbf{h}}_j^T \hat{\mathbf{h}}_{j'} = \delta_{jj'}$. Thus, the eigen-decomposition of \mathbf{S} is $\mathbf{S} = \sum_{s=1}^d \hat{\lambda}_s \hat{\mathbf{h}}_s \hat{\mathbf{h}}_s^T$. We assume that $\hat{\mathbf{h}}_j^T \hat{\mathbf{h}}_j \geq 0$ for all j without the loss of generality. We now consider the $n \times n$ dual-sample covariance matrix defined by $\mathbf{S}_D = (n-1)^{-1}(\mathbf{X} - \bar{\mathbf{X}})^T(\mathbf{X} - \bar{\mathbf{X}})$. Here, \mathbf{S} and \mathbf{S}_D share nonzero eigenvalues. Let the eigen-decomposition of \mathbf{S}_D be $\mathbf{S}_D = \sum_{j=1}^{n-1} \hat{\lambda}_j \hat{\mathbf{u}}_j \hat{\mathbf{u}}_j^T$, where $\hat{\mathbf{u}}_j$ denotes an eigenvector corresponding to $\hat{\lambda}_j$ and $\hat{\mathbf{u}}_j^T \hat{\mathbf{u}}_{j'} = \delta_{jj'}$. Furthermore, $\hat{\mathbf{h}}_j$ can be calculated as $\hat{\mathbf{h}}_j = \{(n-1)\hat{\lambda}_j\}^{-1/2}(\mathbf{X} - \bar{\mathbf{X}})\hat{\mathbf{u}}_j$.

Johnstone (2001), Baik and Silverstein (2006), and Paul (2007) considered a spiked model for the eigenvalues.

$$\begin{aligned} \lambda_j (> \kappa), j = 1, \dots, m, \text{ are fixed (not depending on } d) \\ \text{and } \lambda_{m+1} = \dots = \lambda_d = \kappa. \end{aligned} \quad (1.1)$$

Here, m represents a fixed positive integer and $\kappa (> 0)$ represents a fixed constant. Under (1.1), the asymptotic behavior of the eigenvalues of \mathbf{S} was studied when both d and n increased at the same rate, i.e., from $n/d \rightarrow \gamma > 0$. See Johnstone (2001), Johnstone and Lu (2009), and Paul (2007) for details under the Gaussian assumptions. See also Baik and Silverstein (2006) and Lee, Zou and Wright (2010) under the non-Gaussian but i.i.d. assumptions as in (2.4). For the review, the authors direct the readers to Paul and Aue (2014). The condition $\lambda_{m+1} = \dots = \lambda_d = \kappa$ is strict for

the latter part of (1.1). Without assuming that $\lambda_{m+1} = \dots = \lambda_d = \kappa$ in (1.1), Bai and Ding (2012) estimated the forward eigenvalues. However, the former part of (1.1) is a strict condition because the eigenvalues depend on d , and it is probable that $\lambda_j \rightarrow \infty$ for the first several j s when $d \rightarrow \infty$. See Fan, Liao and Mincheva (2013), Jung and Marron (2009), Onatski (2012), Shen et al. (2016), Wang and Fan (2017), and Yata and Aoshima (2012, 2013) for the details. They considered spiked models such as

$$\lambda_j = \kappa_j d^{\alpha_j} \quad (j = 1, \dots, m) \quad \text{and} \quad \lambda_j = \kappa_j \quad (j = m + 1, \dots, d). \quad (1.2)$$

Here, $\kappa_j (> 0)$ and $\alpha_j (\alpha_1 \geq \dots \geq \alpha_m > 0)$ are fixed constants preserving the order that $\lambda_1 \geq \dots \geq \lambda_d$. For example, Cai, Han and Pan (2020), Shen et al. (2016), Wang and Fan (2017), and Yata and Aoshima (2012) showed that

$$\hat{\lambda}_j / \lambda_j = 1 + \delta / \lambda_j + o_P(1) \quad \text{as } d \rightarrow \infty \text{ and } n \rightarrow \infty \text{ for } j = 1, \dots, m$$

under (1.2), $d^{1-2\alpha_m}/n = o(1)$, and (2.4), where $\delta = \sum_{s=m+1}^d \lambda_s / (n-1)$. Further details are provided in Appendix C of the supplementary material. Here, $\delta = O(d/n)$ for (1.2); if $\delta / \lambda_j \rightarrow \infty$, $\hat{\lambda}_j$ is strongly inconsistent in the sense that $\lambda_j / \hat{\lambda}_j = o_P(1)$. See Jung and Marron (2009) and Yata and Aoshima (2009) for the concept of strong inconsistency. Yata and Aoshima (2012) proposed a noise reduction (NR) methodology that uses the geometric representation of high-dimensional eigenspaces to overcome the curse of dimensionality. If the NR method is used, λ_j s can be estimated by

$$\tilde{\lambda}_j = \hat{\lambda}_j - \frac{\text{tr}(\mathbf{S}_D) - \sum_{s=1}^j \hat{\lambda}_s}{n - j - 1} \quad (j = 1, \dots, n-1). \quad (1.3)$$

Yata and Aoshima (2012, 2013) showed the consistency as “ $\tilde{\lambda}_j / \lambda_j = 1 + o_P(1)$ ” even when $\delta / \lambda_j \rightarrow \infty$. See Section 2.3 for the details. For the PC direction $\hat{\mathbf{h}}_j$, under (1.2) and some regularity conditions, Yata and Aoshima (2012, 2013) and Shen et al. (2016) showed that $\text{Angle}(\hat{\mathbf{h}}_j, \mathbf{h}_j) = \text{Arccos}\{(1 + \delta / \lambda_j)^{-1/2}\} + o_P(1)$ as $d \rightarrow \infty$ and $n \rightarrow \infty$ for $j = 1, \dots, m$. If $\delta / \lambda_j \rightarrow \infty$, $\hat{\mathbf{h}}_j$ is strongly inconsistent in that $\text{Angle}(\hat{\mathbf{h}}_j, \mathbf{h}_j) = \pi/2 + o_P(1)$. For overcoming this inconvenience, Shen, Shen and Marron (2013) showed that estimators of \mathbf{h}_1 given by the TSPCA and RSPCA have a consistency property and that they perform equivalently for high-dimensional data. However, TSPCA is easier to handle compared to the RSPCA. In this study, we focus on the TSPCA.

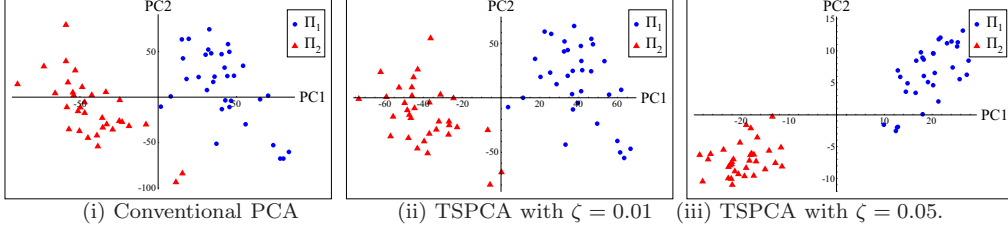


Figure 1: Scatter plots of the first two PC scores for (i) Conventional PCA, (ii) TSPCA with $\zeta = 0.01$, and (iii) TSPCA with $\zeta = 0.05$.

The TSPCA can be summarized as follows: Let $\hat{\mathbf{h}}_j = (\hat{h}_{j(1)}, \dots, \hat{h}_{j(d)})^T$ for all j . Given a sequence of threshold values $\zeta > 0$, we can define the thresholded entries as

$$\hat{h}_{j*(j')} = \begin{cases} \hat{h}_{j(j')} & \text{if } |\hat{h}_{j(j')}| \geq \min\{\zeta, \hat{h}_{j \max}\}, \\ 0 & \text{otherwise} \end{cases} \quad \text{for } j' = 1, \dots, d, \quad (1.4)$$

where $\hat{h}_{j \max} = \max_{s=1, \dots, d} |\hat{h}_{j(s)}|$. Let $\hat{\mathbf{h}}_{j*} = (\hat{h}_{j*(1)}, \dots, \hat{h}_{j*(d)})^T$. Then, the thresholded estimator of \mathbf{h}_j is defined as

$$\hat{\mathbf{h}}_{j(\zeta)} = \hat{\mathbf{h}}_{j*} / \|\hat{\mathbf{h}}_{j*}\|, \quad (1.5)$$

where $\|\cdot\|$ denotes the Euclidean norm. Shen, Shen and Marron (2013) showed the consistency property

$$\text{Angle}(\hat{\mathbf{h}}_{1(\zeta)}, \mathbf{h}_1) = o_P(1) \text{ as } d \rightarrow \infty \text{ for some } \zeta$$

under (1.2), the Gaussian assumption, and some regularity conditions. Further, they showed consistency even when $\delta/\lambda_1 \rightarrow \infty$. However, this estimator depends heavily on the choice of ζ .

We analyzed the microarray data given by Chiaretti et al. (2004) wherein the dataset comprises 12625 ($= d$) genes. The dataset consists of two tumor cellular subtypes: B-cell (33 samples) and T-cell (33 samples). B-cell originally contained 95 samples. We used only the first 33 samples to maintain balance in the sample sizes with the T-cell. For the 66 ($= n$) samples, we displayed the scatter plots of the first two PC scores in Fig. 1 for three PCAs: (i) Conventional PCA, (ii) TSPCA with $\zeta = 0.01$, and (iii) TSPCA with $\zeta = 0.05$. We have that $\pi/2 - \text{Angle}(\hat{\mathbf{h}}_{1(0.01)}, \hat{\mathbf{h}}_{2(0.01)}) = 0.154$, and $\pi/2 - \text{Angle}(\hat{\mathbf{h}}_{1(0.05)}, \hat{\mathbf{h}}_{2(0.05)}) = 0.266$. Further, we observed that the conventional PCA effectively classifies the dataset into two groups using the

first PC score. See Yata and Aoshima (2020) for the theoretical clarification. The TSPCA with $\zeta = 0.05$ separates them more clearly than that when using the conventional PCA. However, this may not hold consistency as “Angle($\hat{\mathbf{h}}_{j(\zeta)}, \mathbf{h}_j$) = $o_P(1)$ for $j = 1, 2$ ” because $\pi/2 - \text{Angle}(\hat{\mathbf{h}}_{1(0.05)}, \hat{\mathbf{h}}_{2(0.05)}) = 0.266$. Thus, the TSPCA provides preferable performance if one can choose a suitable ζ , while it may be inconsistent.

In this study, we investigated TSPCA under high-dimensional settings. The contributions of this study are listed below. (I) We propose a new thresholding estimator for PC directions and present its consistency property that holds freely from threshold values. (II) We propose a shrinkage PC direction and apply it to clustering.

The remainder of this paper is organized as follows. In Section 2, we present the asymptotic properties of the NR method under certain conditions. In Section 3, we modify the estimator of the PC directions derived using the NR method and propose a new TSPCA method. In Section 4, we investigate the performance of the proposed TSPCA through simulations. In Section 5, we present the estimation of the shrinkage PC directions and their application to clustering. In Section 6, we investigate the performance of the estimated shrinkage PC directions in actual data analyses. In the supplementary material, we apply the proposed TSPCA to the estimation of the intrinsic component of Σ .

2 Preliminary

In this section, we lay out basic conditions, assumptions and asymptotics for the construction of our PCA methods.

2.1 Strongly spiked eigenstructures

Aoshima and Yata (2018) provided two disjointed high-dimensional models: the strongly spiked eigenvalue (SSE) model defined as

$$\liminf_{d \rightarrow \infty} \frac{\lambda_1^2}{\text{tr}(\Sigma^2)} > 0 \quad (2.1)$$

and the non-SSE (NSSE) model defined by

$$\frac{\lambda_1^2}{\text{tr}(\Sigma^2)} \rightarrow 0 \quad \text{as } d \rightarrow \infty. \quad (2.2)$$

Note that (2.2) is equivalent to “ $\text{tr}(\Sigma^4)/\text{tr}(\Sigma^2)^2 \rightarrow 0$ as $d \rightarrow \infty$ ”. If $\alpha_1 \geq 0.5$ in (1.2), then the SSE model (2.1) holds. In contrast, if $\alpha_1 < 0.5$ in (1.2),

the NSSE model (2.2) holds. We provide additional examples of the SSE model in Remark 4 in Section 5.2 and Appendix B. The two models are essential for statistical inference of high-dimensional data. We emphasize that it is not possible to ensure the accuracy of high-dimensional statistical inferences using the SSE model. See Aoshima and Yata (2018) for details. Aoshima and Yata (2018, 2019) proposed data-transformation methods based on the strongly spiked eigenstructures to overcome this inconvenience. Further, Yata and Aoshima (2020) considered clustering under the SSE model. The key to these references is the estimation of the strongly spiked eigenstructures. In this study, we focused on estimating the strongly spiked eigenstructures.

Let $\Sigma = \Sigma_1 + \Sigma_2$, where $\Sigma_1 = \sum_{j=1}^m \lambda_j \mathbf{h}_j \mathbf{h}_j^T$ and $\Sigma_2 = \sum_{j=m+1}^d \lambda_j \mathbf{h}_j \mathbf{h}_j^T$ with an unknown and positive fixed integer m (independent of d). Here, Σ_1 is considered an intrinsic part and Σ_2 , a noise component. We assume the following model:

(C-i) $\lambda_1, \dots, \lambda_m$ are distinct in that $\liminf_{d \rightarrow \infty} (\lambda_j / \lambda_{j'} - 1) > 0$ for $1 \leq j < j' \leq m$ when $m \geq 2$ and λ_m and λ_{m+1} satisfy

$$\liminf_{d \rightarrow \infty} \frac{\lambda_m^2}{\text{tr}(\Sigma_2^2)} > 0 \quad \text{and} \quad \frac{\lambda_{m+1}^2}{\text{tr}(\Sigma_2^2)} \rightarrow 0 \quad \text{as } d \rightarrow \infty.$$

Remark 1. Aoshima and Yata (2018) provided a consistent estimator of m in (C-i).

(C-i) is an SSE model. The spiked model (1.2) with $\alpha_m \geq 0.5$ and $\kappa_j \neq \kappa_{j'}$ for $1 \leq j \neq j' \leq m$ satisfies (C-i).

Next, we consider a bounded condition for diagonal elements. Let $\sigma_{(j)} = \text{Var}(x_{i(j)})$ for all j . Here, $\sigma_{(j)}$ represents the j -th diagonal element of Σ . Let $\mathbf{A}_1 = \sum_{s=1}^m \mathbf{h}_s \mathbf{h}_s^T$ and $\mathbf{A}_2 = \mathbf{I}_d - \mathbf{A}_1 = \sum_{s=m+1}^d \mathbf{h}_s \mathbf{h}_s^T$, where \mathbf{I}_d represents the d -dimensional identity matrix. Let $\mathbf{x}_{i,1} = (x_{i(1),1}, \dots, x_{i(d),1})^T = \mathbf{A}_1 \mathbf{x}_i$ and $\mathbf{x}_{i,2} = (x_{i(1),2}, \dots, x_{i(d),2})^T = \mathbf{A}_2 \mathbf{x}_i$ for all i . $\text{Var}(\mathbf{x}_{i,s}) = \Sigma_s$ for $s = 1, 2$. Let $\sigma_{(j),s} = \text{Var}(x_{i(j),s})$, $s = 1, 2$, and $\theta_{(j),2} = \text{Var}(x_{i(j),2}^2)$ for all j . When \mathbf{X} is Gaussian, $\theta_{(j),2} = 2\sigma_{(j),2}^2$ for all j . Further, $\sigma_{(j),2} \leq \sigma_{(j),1} + \sigma_{(j),2} = \sigma_{(j)}$ for all j . We assume the following bounded condition, as necessary:

(C-ii) $\liminf_{d \rightarrow \infty} \sigma_{(j),2} > 0$, $\limsup_{d \rightarrow \infty} \sigma_{(j)} < \infty$ and $\theta_{(j),2} \in (0, \infty)$ as $d \rightarrow \infty$ for all j .

Here, for function $f(\cdot)$, “ $f(d) \in (0, \infty)$ as $d \rightarrow \infty$ ” implies that $\liminf_{d \rightarrow \infty} f(d) > 0$ and $\limsup_{d \rightarrow \infty} f(d) < \infty$. The diagonal elements are typically

bounded. Thus the first two conditions in (C-ii) generally hold. When \mathbf{X} is Gaussian, under the two conditions, the third condition in (C-ii) holds because $\theta_{(j),2} = 2\sigma_{(j),2}^2$ for all j . Under (C-ii), $\sigma_{(j),2} \in (0, \infty)$ as $d \rightarrow \infty$ for all j . Then, $\text{tr}(\Sigma_2^2)/d \geq \sum_{s=1}^d \sigma_{(s),2}^2/d \in (0, \infty)$ and $\text{tr}(\Sigma)/d \in (0, \infty)$ as $d \rightarrow \infty$ under (C-ii). Therefore, under (C-i) and (C-ii),

$$\limsup_{p \rightarrow \infty} \lambda_j/d < \infty \quad \text{and} \quad \liminf_{p \rightarrow \infty} \lambda_j/d^{1/2} > 0 \quad \text{for } j = 1, \dots, m. \quad (2.3)$$

2.2 Assumptions of high-dimensional distributions

Let $\mathbf{X} - \boldsymbol{\mu}\mathbf{1}_n^T = \mathbf{H}\Lambda^{1/2}\mathbf{Z}$. Then, \mathbf{Z} represents a $d \times n$ sphered data matrix obtained from a distribution with an identity covariance matrix. Here, we write $\mathbf{Z} = (\mathbf{z}_1, \dots, \mathbf{z}_d)^T$ and $\mathbf{z}_j = (z_{1j}, \dots, z_{nj})^T$, $j = 1, \dots, d$. $E(z_{ij}z_{ij'}) = 0$ ($j \neq j'$) and $\text{Var}(\mathbf{z}_j) = \mathbf{I}_n$. For convenience, when $\lambda_j = 0$ for some j , we assume $\text{Var}(\mathbf{z}_j) = \mathbf{I}_n$. Let $M_j = \text{Var}(z_{ij}^2)$, $j = 1, \dots, d$. If \mathbf{X} is Gaussian, z_{ij} s are i.i.d. as the standard normal distribution $N(0, 1)$ and $M_j = 2$ for all j . We consider the following assumptions:

(A-i) $E(z_{ij_1}^2 z_{ij_2}^2) = 1$, $E(z_{ij_1} z_{ij_2} z_{ij_3}) = 0$, $E(z_{ij_1} z_{ij_2} z_{ij_3} z_{ij_4}) = 0$ for all $j_1 \neq j_2, j_3, j_4$; and $\limsup_{d \rightarrow \infty} M_j < \infty$ for all j .

Here, (A-i) naturally holds when \mathbf{X} is Gaussian. This assumption was provided by Bai and Saranadasa (1996), Chen and Qin (2010), and Aoshima and Yata (2011). On the other hand, Baik and Silverstein (2006), Lee, Zou and Wright (2010), and Yata and Aoshima (2012) considered the following assumption:

$$z_{i1}, \dots, z_{id} \text{ are independent (or i.i.d.)}. \quad (2.4)$$

Note that the first assumption in (A-i) is milder than (2.4).

Next, we consider a sub-Gaussian distribution. Let $\mathbf{h}_j = (h_{j(1)}, \dots, h_{j(d)})^T$ for all j . From $x_{i(j),2} = \sum_{s=m+1}^d \lambda_s^{1/2} h_{s(j)} z_{is}$, we note that $\text{Var}(x_{i(j),2} z_{ij'}) = \sigma_{(j),2}$ under (A-i) for $j = 1, \dots, d$; $j' = 1, \dots, m$. Under (C-ii), we consider the following assumption:

(A-ii) There exist positive (fixed) constants t_1 and t_2 such that

$$\begin{aligned} \limsup_{d \rightarrow \infty} E\{\exp(t_1 |x_{i(j),2} z_{ij'}| / \sigma_{(j),2}^{1/2})\} &< \infty \quad \text{and} \\ \limsup_{d \rightarrow \infty} E\{\exp(t_2 x_{i(j),2}^2 / \theta_{(j),2}^{1/2})\} &< \infty \quad \text{for all } j \text{ and } j' = 1, \dots, m. \end{aligned}$$

See Section 2.3 in Bickel and Levina (2008) for this type of assumption. Note that $E\{\exp(t_1|x_{i(j),2}z_{ij'}|/\sigma_{(j),2}^{1/2})\} \leq E\{\exp(t_1\sigma_{(j),2}^{-1}x_{i(j),2}^2/2)\exp(t_1z_{ij'}^2/2)\} \leq E\{\exp(t_1\sigma_{(j),2}^{-1}x_{i(j),2}^2)\} + E\{\exp(t_1z_{ij'}^2)\}$. Thus, when \mathbf{X} is Gaussian, (A-ii) holds because $\theta_{(j),2} = 2\sigma_{(j),2}^2$ for all j .

2.3 Estimation of eigenvalues and PC directions using the NR method

Eigenvalue estimation using the NR method is given by (1.3). The second term in (1.3) is the estimator of δ .

Proposition 1 (Aoshima and Yata, 2018; Yata and Aoshima, 2013). *Assume (A-i) and (C-i). Then, it holds for $j = 1, \dots, m$ that $\tilde{\lambda}_j/\lambda_j = 1 + O_P(n^{-1/2})$ and*

$$(n/M_j)^{1/2}(\tilde{\lambda}_j/\lambda_j - 1) \Rightarrow N(0, 1) \quad \text{if } \liminf_{d \rightarrow \infty} M_j > 0$$

as $d \rightarrow \infty$ and $n \rightarrow \infty$.

Note that $\tilde{\lambda}_j$ is a consistent estimator of λ_j even when $\delta/\lambda_j \rightarrow \infty$. Thus, we recommend using $\tilde{\lambda}_j$ instead of $\hat{\lambda}_j$ for high-dimensional data. Wang and Fan (2017) applied $\tilde{\lambda}_j$ s in “Shrinkage Principal Orthogonal complement Thresholding” when $d^{1/2} = o(\lambda_m)$. Anderson (1963) showed that $n^{1/2}(\hat{\lambda}_j/\lambda_j - 1) \Rightarrow N(0, 2)$ as $n \rightarrow \infty$ for Gaussian data when d is fixed. Thus, $\tilde{\lambda}_j$ has the same limiting distribution as in Proposition 1 for the Gaussian data.

When applying the NR method to the PC direction vector, we obtain

$$\tilde{\mathbf{h}}_j = \{(n-1)\tilde{\lambda}_j\}^{-1/2}(\mathbf{X} - \overline{\mathbf{X}})\hat{\mathbf{u}}_j \quad \text{for } j = 1, \dots, n-1.$$

Note that $\tilde{\mathbf{h}}_j = (\hat{\lambda}_j/\tilde{\lambda}_j)^{1/2}\hat{\mathbf{h}}_j$. From Aoshima and Yata (2018), we obtain the following result.

Proposition 2 (Aoshima and Yata, 2018). *Assume (A-i) and (C-i). Then, it holds for $j = 1, \dots, m$ that $\tilde{\mathbf{h}}_j^T \mathbf{h}_j = 1 + O_P(n^{-1})$ as $d \rightarrow \infty$ and $n \rightarrow \infty$.*

Aoshima and Yata (2018, 2019) used $\tilde{\mathbf{h}}_j$ to develop a data transformation method under the SSE model in the two-sample test and high-dimensional classification. Here, $\tilde{\mathbf{h}}_j$ is not a unit vector and $\|\tilde{\mathbf{h}}_j\|^2 = \hat{\lambda}_j/\tilde{\lambda}_j$. Further, $\text{Angle}(\tilde{\mathbf{h}}_j, \hat{\mathbf{h}}_j) = 0$, and therefore, $\text{Angle}(\tilde{\mathbf{h}}_j, \mathbf{h}_j) = \text{Angle}(\hat{\mathbf{h}}_j, \mathbf{h}_j)$. From Propositions 1, 2, and C.1 in Appendix C, under (A-i) and (C-i), it holds for

$j = 1, \dots, m$ that

$$\begin{aligned}\|\tilde{\mathbf{h}}_j\|^2 &= 1 + (\delta/\lambda_j)\{1 + O_P(n^{-1/2})\} + O_P(n^{-1}) \quad \text{and} \\ \|\tilde{\mathbf{h}}_j - \mathbf{h}_j\|^2 &= (\delta/\lambda_j)\{1 + O_P(n^{-1/2})\} + O_P(n^{-1})\end{aligned}\tag{2.5}$$

as $d \rightarrow \infty$ and $n \rightarrow \infty$. Considering Remark C.1 in Appendix C by noting that $2\{1 - (1 + \delta/\lambda_j)^{-1/2}\} < \delta/\lambda_j$, the norm loss of $\tilde{\mathbf{h}}_j$ is larger than that of $\hat{\mathbf{h}}_j$. However, from Proposition 2, $\tilde{\mathbf{h}}_j$ represents a consistent estimator of \mathbf{h}_j considering the inner product even when $\delta/\lambda_j \rightarrow \infty$. Further, from Proposition 2 and (2.5), under (A-i) and (C-i), there exists a random d -dimensional vector $\tilde{\mathbf{v}}_j$ such that $\mathbf{h}_j^T \tilde{\mathbf{v}}_j = 0$,

$$\tilde{\mathbf{h}}_j = \{1 + O_P(n^{-1})\}\mathbf{h}_j + \tilde{\mathbf{v}}_j \quad \text{and} \quad \|\tilde{\mathbf{v}}_j\|^2 = (\delta/\lambda_j)\{1 + O_P(n^{-1/2})\} + O_P(n^{-1})\tag{2.6}$$

for $j = 1, \dots, m$. The coefficient of \mathbf{h}_j in $\tilde{\mathbf{h}}_j$ is asymptotically 1. In contrast, from (2.6), Proposition 1, and Proposition C.1, it holds that

$$\hat{\mathbf{h}}_j = (1 + \delta/\lambda_j)^{-1/2}\{1 + o_P(1)\}\tilde{\mathbf{h}}_j = (1 + \delta/\lambda_j)^{-1/2}\{1 + o_P(1)\}(\mathbf{h}_j + \tilde{\mathbf{v}}_j).\tag{2.7}$$

The coefficient of \mathbf{h}_j in $\hat{\mathbf{h}}_j$ depends on noise δ . The NR estimator $\tilde{\mathbf{h}}_j$ has an advantage over $\hat{\mathbf{h}}_j$ by applying the two steps described in (1.4) and (1.5) to the threshold estimation of PC directions.

We consider the following divergence conditions for d and n :

$$(\star) \quad \frac{\log d}{n} = o(1) \quad \text{as } d \rightarrow \infty \text{ and } n \rightarrow \infty.$$

Note that (\star) holds even when $d/n \rightarrow \infty$. Let $\tilde{\mathbf{h}}_j = (\tilde{h}_{j(1)}, \dots, \tilde{h}_{j(d)})^T$ for all j .

Lemma 1. *Assume (A-i), (A-ii), (C-i), and (C-ii). Under (\star) , it holds for $j = 1, \dots, m$ and $j' = 1, \dots, d$ that*

$$\tilde{h}_{j(j')} = h_{j(j')} + O_P\left((\lambda_j^{-1}n^{-1}\log d)^{1/2}\right) \quad \text{as } d \rightarrow \infty \text{ and } n \rightarrow \infty.$$

Thus, under the conditions in Lemma 1, we have consistency in the sense that $\tilde{h}_{j(j')} = h_{j(j')}\{1 + o_P(1)\}$ for j' satisfying $(n\lambda_j h_{j(j')}^2)^{-1}\log d = o(1)$. From (2.7), the elements in $\hat{\mathbf{h}}_j$ are not consistent unless $\delta/\lambda_j = o(1)$.

3 Automatic sparse PCA methodology

In this section, we propose a thresholded estimator of the PC directions by using the NR method. We emphasize that consistency properties of the SPCA methods heavily depend on threshold (tuning) values. In order to overcome the inconvenience, we propose a SPCA method from (2.5) and (2.6).

3.1 Thresholded estimator of PC directions using the NR method

For the PC direction $\mathbf{h}_j = (h_{j(1)}, \dots, h_{j(d)})^T$, we arrange the elements $h_{j(1)}, \dots, h_{j(d)}$ in the descending order as

$$|h_{oj(1)}| \geq \dots \geq |h_{oj(d)}|. \quad (3.1)$$

Note that $\sum_{s=1}^d h_{oj(s)}^2 = 1$. Under (C-i), we assume the following condition for the PC direction as necessary:

(C-iii) For $j = 1, \dots, m$, there exists an integer k_{j*} (which may depend on d), such that

$$\begin{aligned} \sum_{s=1}^{k_{j*}} h_{oj(s)}^2 &\rightarrow 1 \quad \text{as } d \rightarrow \infty, \quad \liminf_{d \rightarrow \infty} \lambda_j h_{oj(k_{j*})}^2 > 0; \quad \text{and} \\ \limsup_{d \rightarrow \infty} \frac{|h_{oj(k_{j*}+1)}|}{|h_{oj(k_{j*})}|} &< 1 \quad \text{when } k_{j*} \leq d-1. \end{aligned}$$

See Remark 4 in Section 5.2, and Appendix B for some models that satisfies (C-i) and (C-iii). From (E.16) in Appendix E, under (C-i) to (C-iii), we note that $k_{j*} \rightarrow \infty$ and $k_{j*}/\lambda_j \in (0, \infty)$ as $d \rightarrow \infty$ for $j = 1, \dots, m$. Now we consider removing $\tilde{\mathbf{v}}_j$ from $\tilde{\mathbf{h}}_j$ in (2.6) for each j ($= 1, \dots, m$). Note that $\|\tilde{\mathbf{v}}_j\| \approx \delta/\lambda_j$ from (2.5). For $\tilde{\mathbf{h}}_j = (\tilde{h}_{j(1)}, \dots, \tilde{h}_{j(d)})^T$ by the NR method, we arrange the elements $\tilde{h}_{j(1)}, \dots, \tilde{h}_{j(d)}$ in the descending order as $\tilde{h}_{oj(1)}, \dots, \tilde{h}_{oj(d)}$, where

$$|\tilde{h}_{oj(1)}| \geq \dots \geq |\tilde{h}_{oj(d)}|.$$

Note that $\sum_{s=1}^d \tilde{h}_{oj(s)}^2 = \|\tilde{\mathbf{h}}_j\|^2$. We consider the following thresholded estimator for an integer $k \in [1, d]$ as

$$\tilde{\mathbf{h}}_{oj}(k) = (\tilde{h}_{oj(1)}, \dots, \tilde{h}_{oj(k)}, 0, \dots, 0)^T$$

whose last $d - k$ elements are zero; that is, we replace $\tilde{h}_{oj(k+1)}, \dots, \tilde{h}_{oj(d)}$ in $(\tilde{h}_{oj(1)}, \dots, \tilde{h}_{oj(d)})^T$ with 0. Here, we provide the optimal integer k from (2.5) and (2.6). From $\|\tilde{\mathbf{h}}_j\| \geq 1$ w.p.1, there exists a unique integer $\tilde{k}_j \in [1, d]$ such that

$$\sum_{s=1}^{\tilde{k}_j-1} \tilde{h}_{oj(s)}^2 < 1 \quad \text{and} \quad \sum_{s=1}^{\tilde{k}_j} \tilde{h}_{oj(s)}^2 \geq 1. \quad (3.2)$$

For a sequence $\{A_s\}$, we define $\sum_{s=1}^0 A_s = 0$ for convenience, so that $\tilde{k}_j = 1$ if $\tilde{h}_{oj(1)}^2 \geq 1$. Note that $\|\tilde{\mathbf{h}}_{oj}(\tilde{k}_j)\| \approx 1$ and $\sum_{s=\tilde{k}_j+1}^d \tilde{h}_{oj(s)}^2 \approx \delta/\lambda_j$ for a sufficiently large d . Thus, we can remove $\tilde{\mathbf{v}}_j$ from $\tilde{\mathbf{h}}_j$ in (2.6). In fact, we obtain the following result. We write the elements of $\tilde{\mathbf{h}}_{oj}(\tilde{k}_j)$ as $\tilde{\mathbf{h}}_{oj}(\tilde{k}_j) = (\tilde{h}_{oj*(1)}, \dots, \tilde{h}_{oj*(d)})$. Further, we adjust the subscript j' of $\tilde{h}_{oj*(j')}$ as $\tilde{h}_{j*(j')}$ corresponding to the order of elements in $\tilde{\mathbf{h}}_j$. Let $\tilde{\mathbf{h}}_{j*} = (\tilde{h}_{j*(1)}, \dots, \tilde{h}_{j*(d)})^T$ for all j .

Let $\eta_{1,j} = \sum_{s=k_{j*}+1}^d |h_{oj(s)}|$, $\eta_{2,j} = \sum_{s=k_{j*}+1}^d h_{oj(s)}^2$, and $\psi_j = \eta_{2,j} + \eta_{1,j}\{(n\lambda_j)^{-1} \log d\}^{1/2}$ for $j = 1, \dots, m$. Note that $\eta_{2,j} \rightarrow 0$ as $d \rightarrow \infty$ in (C-iii).

Theorem 1. Assume (A-i), (A-ii), and (C-i) to (C-iii). Under (\star) , it holds for $j = 1, \dots, m$ that $\|\tilde{\mathbf{h}}_{j*}\|^2 = 1 + O_P(k_{j*}^{-1}) = 1 + o_P(1)$ and $\tilde{\mathbf{h}}_{j*}^T \mathbf{h}_j = 1 + O_P(n^{-1} \log d + \psi_j)$ as $d \rightarrow \infty$ and $n \rightarrow \infty$.

Under (C-i) and (C-iii), we assume

(C-iv) $\eta_{1,j}\{(n\lambda_j)^{-1} \log d\}^{1/2} = o(1)$ as $d \rightarrow \infty$ and $n \rightarrow \infty$ for $j = 1, \dots, m$.

(C-iv) holds under $(n\lambda_j)^{-1} \eta_{2,j} d \log d = o(1)$ for $j = 1, \dots, m$ because $\eta_{1,j} \leq \{(d - k_{j*})\eta_{2,j}\}^{1/2}$. In addition, $\psi_j = 0$ if $\eta_{2,j} = 0$. From Theorem 1, we have the following result.

Corollary 1. Assume (A-i), (A-ii), and (C-i) to (C-iv). Under (\star) , it holds that

$$\begin{aligned} \|\tilde{\mathbf{h}}_{j*} - \mathbf{h}_j\|^2 &= O_P(k_{j*}^{-1} + n^{-1} \log d + \psi_j) = o_P(1) \quad \text{for } j = 1, \dots, m; \\ \tilde{\mathbf{h}}_{j*}^T \tilde{\mathbf{h}}_{j'*} &= O_P\{(k_{j*}^{-1} + k_{j'*}^{-1} + n^{-1} \log d + \psi_j + \psi_{j'})^{1/2}\} = o_P(1) \quad \text{and} \\ \tilde{\mathbf{h}}_{j*}^T \mathbf{h}_{j'} &= O_P\{(k_{j*}^{-1} + n^{-1} \log d + \psi_j)^{1/2}\} = o_P(1) \\ &\text{when } m \geq 2 \text{ for } j, j' \leq m; \quad j \neq j' \end{aligned}$$

as $d \rightarrow \infty$ and $n \rightarrow \infty$.

Thus, $\tilde{\mathbf{h}}_{j*}$ has the aforementioned consistency properties even when $\delta/\lambda_j \rightarrow \infty$ without threshold (tuning) values such as ζ in (1.4). From Theorem 1, we have $\text{Angle}(\tilde{\mathbf{h}}_{j*}, \mathbf{h}_j) = o_P(1)$ under the conditions in Corollary 1.

Remark 2. We assume that $|\tilde{h}_{oj(\tilde{k}_j)}| > |\tilde{h}_{oj(\tilde{k}_j+1)}|$, $j = 1, \dots, m$ for the sake of simplicity. Then, we can simply obtain $\tilde{h}_{j*(j')}$ by

$$\tilde{h}_{j*(j')} = \begin{cases} \tilde{h}_{j(j')} & \text{if } |\tilde{h}_{j(j')}| \geq |\tilde{h}_{oj(\tilde{k}_j)}|, \\ 0 & \text{otherwise} \end{cases}, \quad \text{for } j' = 1, \dots, d.$$

3.2 Automatic SPCA

The computational cost of SPCA method is considerable high because they heavily depend on threshold (tuning) values determined by some cross-validation or information criteria. One can automatically yield the threshold estimation with a low computational cost because $\tilde{\mathbf{h}}_{j*}$ does not depend on any threshold (tuning) values such as ζ in (1.4).

We call the new PCA method that uses $\tilde{\lambda}_j$ s and $\tilde{\mathbf{h}}_{j*}$ s as the “automatic SPCA (A-SPCA)”. The A-SPCA algorithm is given as

[Automatic SPCA (A-SPCA)]

(Step 1) Set the dual sample covariance matrix defined by $\mathbf{S}_D = (n - 1)^{-1}(\mathbf{X} - \overline{\mathbf{X}})^T(\mathbf{X} - \overline{\mathbf{X}})$.

(Step 2) Find the eigenvalues $\hat{\lambda}_j$, and the eigenvectors $\hat{\mathbf{u}}_j$ of \mathbf{S}_D .

(Step 3) Calculate $\tilde{\lambda}_j = \hat{\lambda}_j - \{\text{tr}(\mathbf{S}_D) - \sum_{s=1}^j \hat{\lambda}_s\}/(n - j - 1)$ and $\tilde{\mathbf{h}}_j = \{(n - 1)\tilde{\lambda}_j\}^{-1/2}(\mathbf{X} - \overline{\mathbf{X}})\hat{\mathbf{u}}_j$ for each j . Estimate the j -th eigenvalue by $\tilde{\lambda}_j$.

(Step 4) Arrange the elements of $\tilde{\mathbf{h}}_j = (\tilde{h}_{j(1)}, \dots, \tilde{h}_{j(d)})^T$ in the descending order as $|\tilde{h}_{oj(1)}| \geq \dots \geq |\tilde{h}_{oj(d)}|$. Find the integer \tilde{k}_j such that $\sum_{s=1}^{\tilde{k}_j-1} \tilde{h}_{oj(s)}^2 < 1$ and $\sum_{s=1}^{\tilde{k}_j} \tilde{h}_{oj(s)}^2 \geq 1$.

(Step 5) Define $\tilde{\mathbf{h}}_{j*} = (\tilde{h}_{j*(1)}, \dots, \tilde{h}_{j*(d)})^T$ by

$$\tilde{h}_{j*(j')} = \begin{cases} \tilde{h}_{j(j')} & \text{if } |\tilde{h}_{j(j')}| \geq |\tilde{h}_{oj(\tilde{k}_j)}|, \\ 0 & \text{otherwise} \end{cases}, \quad \text{for } j' = 1, \dots, d.$$

Estimate the j -th PC direction by $\tilde{\mathbf{h}}_{j*}$ for each j .

In Appendix A, we apply the A-SPCA to the estimation of $\boldsymbol{\Sigma}_1$.

4 Simulation

In this section, we compare the performance of the A-SPCA with the conventional PCA and TSPCA given by (1.5).

First, we set $d = 2^s$, $s = 6, \dots, 12$ and $n = \lceil d^{1/2} \rceil$, where $\lceil x \rceil$ denotes the smallest integer $\geq x$. We generate \mathbf{x}_i , $i = 1, 2, \dots$ independently from $N_d(\mathbf{0}, \mathbf{\Sigma})$. Then, we consider the following two cases:

(S-i) $\mathbf{\Sigma}$ is given by $\lambda_1 = d^{2/3}$, $\lambda_2 = d^{1/2}$ and $\lambda_3 = \dots = \lambda_d = 1$ together with $\mathbf{h}_1 = (1, 0, \dots, 0)^T$ and $\mathbf{h}_2 = (0, 1, 0, \dots, 0)^T$;

(S-ii) $\mathbf{\Sigma}$ is given by (B.2) in Appendix B with $\alpha = 0.5$, $\beta = 2$, $d_1 = \lceil d^{2/3} \rceil$, $d_2 = \lceil d^{1/2} \rceil$ and $\mathbf{\Omega}_{d-d_1-d_2} = \mathbf{I}_{d-d_1-d_2}$.

(S-i) satisfies (C-i) and (C-iii) when $m = 2$ and $k_{1*} = k_{2*} = 1$, and (S-ii) satisfies (C-i) and (C-iii) when $m = 2$, $k_{1*} = d_1$ and $k_{2*} = d_2$. (S-i) does not satisfy (C-ii) because $\sigma_{(1)} \geq \lambda_1 h_{1(1)}^2 \rightarrow \infty$. We considered (S-i) to handle a considerably sparse PC direction.

Next, we set $n = 10s$, $s = 2, \dots, 10$ and $d = 1000$. We generated \mathbf{x}_i , $i = 1, 2, \dots$ independently from the mixture model (5.3) with $g = 2$ and $\varepsilon_1 = \varepsilon_2 = 1/2$ as follows:

(S-iii) For $i = 1, 2$, $f_i(\mathbf{x}; \boldsymbol{\mu}_i, \mathbf{\Psi}_i)$ is the probability density function of $N_d(\boldsymbol{\mu}_i, \mathbf{\Psi}_i)$, where $\boldsymbol{\mu}_1 = (1, \dots, 1, 0, \dots, 0)^T$ the first $\lceil d^{2/3} \rceil$ elements are 1, $\boldsymbol{\mu}_2 = -\boldsymbol{\mu}_1$, $\mathbf{\Psi}_1 = (0.3^{|i-j|^{1/3}})$ and $\mathbf{\Psi}_2 = (0.4^{|i-j|^{1/3}})$.

Note that $\lambda_1 \approx d^{2/3}$ and $\mathbf{h}_1 \approx \boldsymbol{\mu}_1/d^{2/3}$ in (S-iii). (S-iii) satisfies (C-i) and (C-iii) when $m = 1$. See Remark 4 in Section 5.2 for the details. (S-iii) does not satisfy (A-i). See Section 4.1.1 in Qiao et al. (2010) for details.

Finally, we set $d = 2^s$, $s = 6, \dots, 12$ and $n = \lceil d^{1/2} \rceil$. We consider a considerably non-sparse and non-Gaussian case for the first PC direction as follows:

(S-iv) We generated $\mathbf{x}_i = \mathbf{H}\mathbf{\Lambda}^{1/2}\mathbf{z}_i$, $i = 1, 2, \dots$ independently from $z_{ij} = (y_{ij} - 5)/10^{1/2}$ ($j = 1, \dots, d$) where y_{ij} s are i.i.d. as the chi-squared distribution with 5 degrees of freedom. We set $\mathbf{\Sigma} = \mathbf{\Gamma}_d$ where $\alpha = 0.5$ and $\beta = 1$, and $\mathbf{\Gamma}_d$ is given by (B.1) in Appendix B.

Note that $\lambda_1 = 0.5d + 0.5$ and $\mathbf{h}_1 = d^{-1/2}\mathbf{1}_d$ in (S-iv). Further, (S-iv) satisfies (A-i), (C-i), and (C-iii) when $m = 1$ and $k_{1*} = d$. However, (S-iv) does not satisfy (A-ii). Here, \mathbf{h}_1 appears to be a non-sparse vector in the sense that all elements of \mathbf{h}_1 are nonzero.

We set $\zeta = 0.01, 0.05$ and 0.1 for TSPCA using (1.5) in (S-i) to (S-iii). Further, $\zeta = 0.01$ is a soft threshold and $\zeta = 0.1$ is a hard threshold. In

(S-iv), we set $\zeta = 0.01, 0.015$ and 0.02 for the TSPCA because all elements of \mathbf{h}_1 are nonzero and small. Thus, $\hat{\mathbf{h}}_{j(\zeta)}$ with a hard threshold results in a considerably poor performance in (S-iv). We considered the mean-squared error $\text{MSE}(\hat{\mathbf{h}}_j) = \|\hat{\mathbf{h}}_j - \mathbf{h}_j\|^2$ ($j = 1, \dots, m$) and took the average of its outcomes from 2000 independent replications. Similar procedures were performed for $\text{MSE}(\tilde{\mathbf{h}}_{j*})$ and $\text{MSE}(\hat{\mathbf{h}}_{j(\zeta)})$. We summarized the results in Figs. 2 and 3.

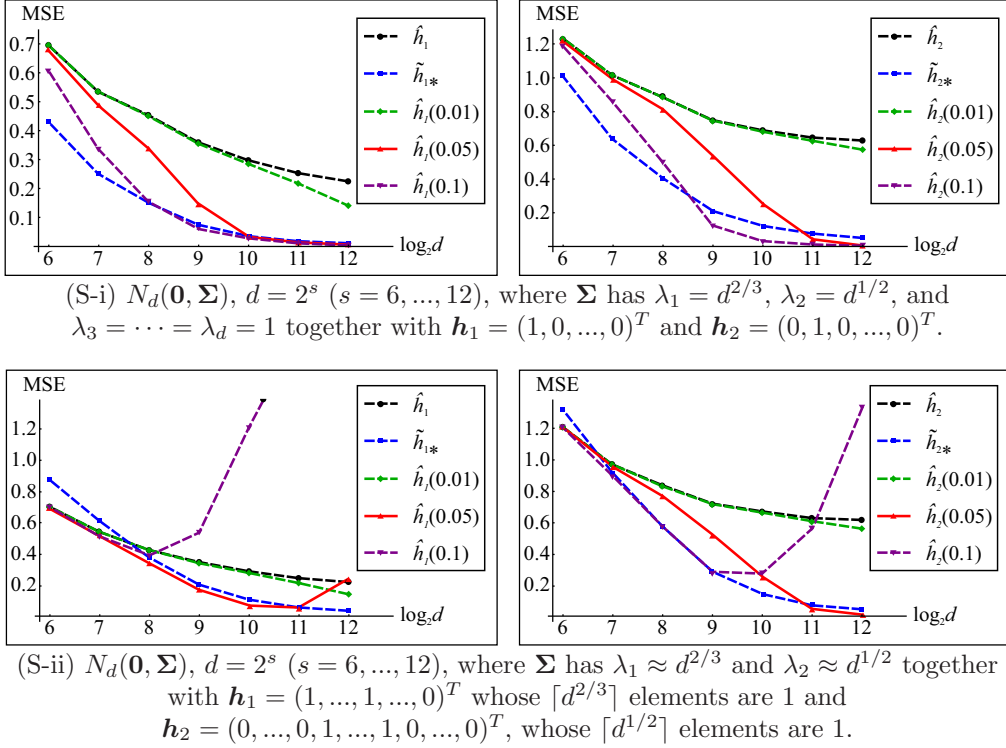
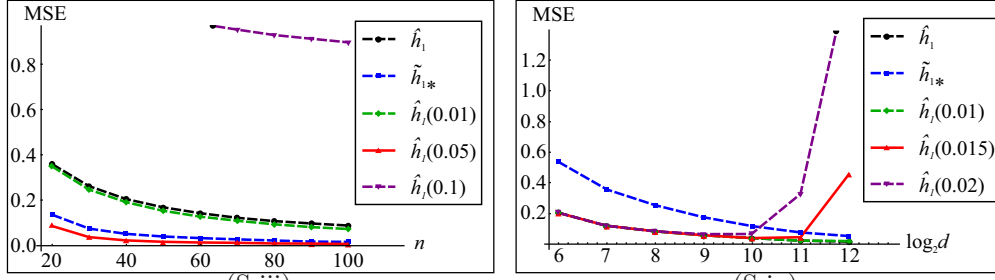


Figure 2: Average mean-squared errors for PC directions in (S-i) and (S-ii).

As expected, we observed that A-SPCA achieved preferable performances in (S-i) to (S-iii). For (S-iv), the conventional PCA or TSPCA with $\zeta = 0.01$ performed better than the A-SPCA because all elements of \mathbf{h}_1 are nonzero. In addition, λ_1 is considerably large because $\lambda_1 = O(d)$. Indeed, $\hat{\lambda}_1$ is consistent in the sense that $\hat{\lambda}_1/\lambda_1 = 1 + o_P(1)$; see Appendix C. However, the A-SPCA provided a preferable performance as d increased, even for the non-sparse case. TSPCA with $\zeta = 0.015$ and $\zeta = 0.015$ exhibited poor performances when d is large. This is because all elements of



(S-iii) Mixture model (5.3) with $g = 2$, $d = 1000$, $n = 10s$ ($s = 2, \dots, 10$), $\lambda_1 \approx d^{2/3}$ and $\mathbf{h}_1 \approx d^{-2/3}(1, \dots, 1, 0, \dots, 0)^T$ whose first $\lceil d^{2/3} \rceil$ elements are $d^{-2/3}$.

(S-iv) $\mathbf{x}_i = \mathbf{H}\mathbf{\Lambda}^{1/2}\mathbf{z}_i$; $z_{ij} = (y_{ij} - 5)/10^{1/2}$ ($j = 1, \dots, d$) in which y_{ij} s are i.i.d. as the chi-squared distribution with 5 degrees of freedom, $d = 2^s$ ($s = 6, \dots, 12$), $\lambda_1 = 0.5d + 0.5$, and $\mathbf{h}_1 = d^{-1/2}\mathbf{1}_d$.

Figure 3: Average mean-squared errors for the first PC direction in (S-iii) and (S-iv). In the left panel, $\text{MSE}(\hat{\mathbf{h}}_1(0.1))$ is too high to describe when n is small.

$\mathbf{h}_1 = (1/d^{1/2}, \dots, 1/d^{1/2})^T$ in (S-iv) become close to zero with an increase in d .

Throughout the simulations, TSPCA depended heavily on the threshold value. In contrast, A-SPCA provided a preferable performance without using any threshold values.

5 Shrinkage PC directions and its application to clustering

We consider the shrinkage PC directions using A-SPCA, and we apply them to clustering. Fig. 1 shows that the TSPCA yields a preferable performance even though it may not hold the consistency as in Corollary 1. Further, we show that PCA in the shrinkage PC direction is effective for clustering high-dimensional data.

5.1 Shrinkage PC directions

For a given constant $\omega_j \in (0, 1]$ for each j ($= 1, \dots, m$), we consider the PC shrinkage directions with a cumulative contribution ratio greater than or equal to ω_j . For each j ($= 1, \dots, m$), there exists a unique integer $k_{j\omega} \in [1, d]$

such that

$$\sum_{s=1}^{k_{j\omega}-1} h_{oj(s)}^2 < \omega_j \quad \text{and} \quad \sum_{s=1}^{k_{j\omega}} h_{oj(s)}^2 \geq \omega_j,$$

where $h_{oj(s)}$ are given in (3.1). We assume that $|h_{oj(k_{j\omega})}| > |h_{oj(k_{j\omega}+1)}|$ for simplicity. We define

$$h_{j\omega(j')} = \begin{cases} h_{j(j')} & \text{if } |h_{j(j')}| \geq |h_{oj(k_{j\omega})}|, \\ 0 & \text{otherwise} \end{cases} \quad \text{for } j' = 1, \dots, d.$$

Let $\mathbf{h}_{j\omega} = (h_{j\omega(1)}, \dots, h_{j\omega(d)})^T$ for $j = 1, \dots, m$. Further, $\|\mathbf{h}_{j\omega}\|^2 = \sum_{s=1}^{k_{j\omega}} h_{oj(s)}^2$ ($\geq \omega_j$) if $|h_{oj(k_{j\omega})}| > |h_{oj(k_{j\omega}+1)}|$. We want to estimate the shrinkage PC direction $\mathbf{h}_{j\omega}$.

As in (3.2), there exists a unique integer $\tilde{k}_{j\omega} \in [1, d]$ such that

$$\sum_{s=1}^{\tilde{k}_{j\omega}-1} \tilde{h}_{oj(s)}^2 < \omega_j \quad \text{and} \quad \sum_{s=1}^{\tilde{k}_{j\omega}} \tilde{h}_{oj(s)}^2 \geq \omega_j. \quad (5.1)$$

We assume that $|\tilde{h}_{oj(\tilde{k}_{j\omega})}| > |\tilde{h}_{oj(\tilde{k}_{j\omega}+1)}|$ for simplicity. We define that

$$\tilde{h}_{j\omega(j')} = \begin{cases} \tilde{h}_{j(j')} & \text{if } |\tilde{h}_{j(j')}| \geq |\tilde{h}_{oj(\tilde{k}_{j\omega})}|, \\ 0 & \text{otherwise} \end{cases} \quad \text{for } j' = 1, \dots, d.$$

Let $\tilde{\mathbf{h}}_{j\omega} = (\tilde{h}_{j\omega(1)}, \dots, \tilde{h}_{j\omega(d)})^T$ for $j = 1, \dots, m$. Note that $\tilde{\mathbf{h}}_{j\omega} = \tilde{\mathbf{h}}_{j*}$ when $\omega_j = 1$. Under (C-i), we assume the following conditions:

(C-iii') For some fixed integers r_j (≥ 0), $\limsup_{d \rightarrow \infty} \frac{|h_{oj(k_{j\omega}+r_j+1)}|}{|h_{oj(k_{j\omega}+r_j)}|} < 1$ and

$$\liminf_{d \rightarrow \infty} \lambda_j h_{oj(k_{j\omega}+r_j)}^2 > 0, \quad \text{and } \omega_j \lambda_j \rightarrow \infty \text{ as } d \rightarrow \infty \text{ for } j = 1, \dots, m.$$

From (E.25) in Appendix E, under (C-i), (C-ii), and (C-iii'), we note that $k_{j\omega} \rightarrow \infty$ and $k_{j\omega}/(\omega_j \lambda_j) \in (0, \infty)$ as $d \rightarrow \infty$ for $j = 1, \dots, m$.

Theorem 2. Assume (A-i), (A-ii), (C-i), (C-ii), and (C-iii'). Under (\star) , it holds for $j = 1, \dots, m$ that $\|\tilde{\mathbf{h}}_{j\omega} - \mathbf{h}_{j\omega}\|^2 = O_P[\omega_j \{k_{j\omega}^{-1} + (n^{-1} \log d)^{1/2}\}] = o_P(\omega_j)$ as $d \rightarrow \infty$ and $n \rightarrow \infty$.

Thus, $\tilde{\mathbf{h}}_{j\omega}$ is consistent even when $\delta/\lambda_j \rightarrow \infty$. However, we cannot construct a consistent estimator of $\mathbf{h}_{j\omega}$ by $\hat{\mathbf{h}}_j$ unless $\delta/\lambda_j = o(1)$. See (2.7) for the reason.

We propose shrinkage PC (SH-PC) scores using the shrinkage PC directions as

$$(\mathbf{x}_i - \bar{\mathbf{x}})^T \tilde{\mathbf{h}}_{j\omega}, \quad i = 1, \dots, n \quad (5.2)$$

for each j . In Section 6, we investigated the performance of SH-PC scores for real datasets.

Remark 3. One can use a normalized shrinkage PC direction $\tilde{\mathbf{h}}_{j\omega}/\|\tilde{\mathbf{h}}_{j\omega}\|$ in (5.2).

5.2 Application to clustering

For the population distribution of \mathbf{x}_i , we consider a g (≥ 2)-class mixture model whose probability density function is given by

$$f(\mathbf{x}_i) = \sum_{s=1}^g \varepsilon_s f_s(\mathbf{x}_i; \boldsymbol{\mu}_s, \boldsymbol{\Psi}_s), \quad (5.3)$$

where $\varepsilon_s \in (0, 1)$, $s = 1, \dots, g$, $\sum_{s=1}^g \varepsilon_s = 1$ and $f_s(\mathbf{x}_i; \boldsymbol{\mu}_s, \boldsymbol{\Psi}_s)$ represents the probability density function of a d -variate population Π_s with mean $\boldsymbol{\mu}_s$ and covariance matrix $\boldsymbol{\Psi}_s$. Note that $E(\mathbf{x}_i) (= \boldsymbol{\mu}) = \sum_{s=1}^g \varepsilon_s \boldsymbol{\mu}_s$ and $\text{Var}(\mathbf{x}_i) = \sum_{s=1}^{g-1} \sum_{s'=s+1}^g \varepsilon_s \varepsilon_{s'} (\boldsymbol{\mu}_s - \boldsymbol{\mu}_{s'}) (\boldsymbol{\mu}_s - \boldsymbol{\mu}_{s'})^T + \sum_{s=1}^g \varepsilon_s \boldsymbol{\Psi}_s (= \boldsymbol{\Sigma})$.

[Two-class mixture model]

We assume $g = 2$. Let $\boldsymbol{\mu}_{12} = \boldsymbol{\mu}_1 - \boldsymbol{\mu}_2$ and $\Delta_{12} = \|\boldsymbol{\mu}_{12}\|^2$. Then, the covariance matrix of the mixture model is given by $\boldsymbol{\Sigma} = \varepsilon_1 \varepsilon_2 \boldsymbol{\mu}_{12} \boldsymbol{\mu}_{12}^T + \varepsilon_1 \boldsymbol{\Psi}_1 + \varepsilon_2 \boldsymbol{\Psi}_2$. We assume $\mathbf{h}_1^T \boldsymbol{\mu}_{12} \geq 0$ without the loss of generality. If

$$\lambda_{\max}(\boldsymbol{\Psi}_s)/\Delta_{12} \rightarrow 0 \quad \text{as } d \rightarrow \infty \text{ for } s = 1, 2, \quad (5.4)$$

it holds that

$$\lambda_1/(\varepsilon_1 \varepsilon_2 \Delta_{12}) \rightarrow 1 \quad \text{and} \quad \text{Angle}(\mathbf{h}_1, \boldsymbol{\mu}_{12}) \rightarrow 0 \quad \text{as } d \rightarrow \infty, \quad (5.5)$$

where $\lambda_{\max}(\mathbf{M})$ denotes the largest eigenvalue of any positive-semidefinite matrix \mathbf{M} . Thus, we can obtain a threshold estimation of $\boldsymbol{\mu}_{12}/\Delta_{12}^{1/2}$ using A-SPCA. Furthermore, for the first (true) PC score, it follows that

$$\mathbf{h}_1^T(\mathbf{x}_i - \boldsymbol{\mu}) = \begin{cases} \lambda_1^{1/2} \{(\varepsilon_2/\varepsilon_1)^{1/2} + o_P(1)\} & \text{when } \mathbf{x}_i \in \Pi_1, \\ -\lambda_1^{1/2} \{(\varepsilon_1/\varepsilon_2)^{1/2} + o_P(1)\} & \text{when } \mathbf{x}_i \in \Pi_2 \end{cases} \quad (5.6)$$

as $d \rightarrow \infty$ under (5.4). Hence, one can cluster \mathbf{x}_i s into two groups based on the sign of the estimated first PC scores, as shown in Fig. 1 (i). See Sections 2 and 3 in Yata and Aoshima (2020) for details on (5.5) and (5.6).

Let us write $\boldsymbol{\mu}_{12} = (\mu_{(1)}, \dots, \mu_{(d)})^T$. We assume $|\mu_{(1)}| \geq \dots \geq |\mu_{(d)}|$ without the loss of generality.

Remark 4. If it holds that

$$\mu_{(k+1)} = \dots = \mu_{(d)} = 0, \quad \liminf_{d \rightarrow \infty} |\mu_{(k)}| > 0 \quad \text{and} \quad k \geq d^{1/2} \text{ for some integer } k,$$

(C-i) and (C-iii) with $m = 1$ are satisfied when $\max_{s=1,2} \text{tr}(\boldsymbol{\Psi}_s^2) = O(d)$ and $\boldsymbol{\Psi}_s$ s have NSSE models.

For an integer k , we write $\mathbf{x}_{i(k)} = (x_{i(1)}, \dots, x_{i(k)})^T$ for all i , $\text{Var}(\mathbf{x}_{i(k)}) = \boldsymbol{\Sigma}_{(k)}$, and $\text{Var}(\mathbf{x}_{i(k)}) = \boldsymbol{\Psi}_{s(k)}$ when $\mathbf{x}_i \in \Pi_s$. Let $\mathbf{h}_{1(k)} = (h_{1(1)}, \dots, h_{1(k)})^T$, $\boldsymbol{\mu}_{12(k)} = (\mu_{(1)}, \dots, \mu_{(k)})^T$, and $\Delta_{12(k)} = \|\boldsymbol{\mu}_{12(k)}\|^2$. Like in (5.5)–(5.6), under the condition that

$$\lambda_{\max}(\boldsymbol{\Psi}_{s(k)})/\Delta_{12(k)} \rightarrow 0 \quad \text{as } d \rightarrow \infty \text{ for } s = 1, 2, \quad (5.7)$$

it holds that $\text{Angle}(\mathbf{h}_{1(k)}, \boldsymbol{\mu}_{12(k)}) \rightarrow 0$ as $d \rightarrow \infty$. Furthermore, for the first PC score, it follows that as $d \rightarrow \infty$

$$\mathbf{h}_{1(k)}^T(\mathbf{x}_i - \boldsymbol{\mu}) = \begin{cases} \lambda_{\max}(\boldsymbol{\Sigma}_{(k)})\{(\varepsilon_2/\varepsilon_1)^{1/2} + o_P(1)\} & \text{when } \mathbf{x}_i \in \Pi_1, \\ -\lambda_{\max}(\boldsymbol{\Sigma}_{(k)})\{(\varepsilon_1/\varepsilon_2)^{1/2} + o_P(1)\} & \text{when } \mathbf{x}_i \in \Pi_2. \end{cases}$$

Thus, the shrinkage (true) scores were consistent with those under (5.7). If

$$\liminf_{d \rightarrow \infty} \Delta_{12(k)}/\Delta_{12} > 0 \quad \text{and} \quad \lambda_{\max}(\boldsymbol{\Psi}_{s(k)}) = o\{\lambda_{\max}(\boldsymbol{\Psi}_s)\}, \quad (5.8)$$

(5.7) is milder than that in (5.4). The second condition in (5.8) often holds when $k \ll d$. Further, from (5.5), it holds that $\mathbf{h}_{1(k)} \approx \boldsymbol{\mu}_{12(k)}/\Delta_{12}^{1/2}$, so that

$$\frac{\Delta_{12(k)}}{\Delta_{12}} \approx \|\mathbf{h}_{1(k)}\|^2 = \sum_{s=1}^k h_{oj(s)}^2.$$

From (5.8), if $\liminf_{d \rightarrow \infty} \omega_j > 0$, the SH-PC scores were consistent under milder conditions than those for the PC scores. The SH-PC scores by $\tilde{\mathbf{h}}_{j\omega}$ effectively cluster \mathbf{x}_i s into two groups. See Fig. 1 (iii) and Section 6.1.

[g (≥ 3)-class mixture model]

Let $\boldsymbol{\mu}_{23} = \boldsymbol{\mu}_2 - \boldsymbol{\mu}_3$. When $g = 3$, from Theorem 2 and Lemma 2 in

Yata and Aoshima (2020), under certain regularity conditions, it holds that $\text{Angle}(\mathbf{h}_1, \boldsymbol{\mu}_{12}) \rightarrow 0$ and $\text{Angle}(\mathbf{h}_2, \boldsymbol{\mu}_{23}) \rightarrow 0$ as $d \rightarrow \infty$. Furthermore, for (true) PC scores, it follows that

$$\mathbf{h}_1^T(\mathbf{x}_i - \boldsymbol{\mu}) = \begin{cases} \lambda_1^{1/2} [\{(1 - \varepsilon_1)/\varepsilon_1\}^{1/2} + o_P(1)] & \text{when } \mathbf{x}_i \in \Pi_1, \\ -\lambda_1^{1/2} [\{\varepsilon_1/(1 - \varepsilon_1)\}^{1/2} + o_P(1)] & \text{otherwise} \end{cases} \quad (5.9)$$

and

$$\mathbf{h}_2^T(\mathbf{x}_i - \boldsymbol{\mu}) = \begin{cases} o_P(\lambda_2^{1/2}) & \text{when } \mathbf{x}_i \in \Pi_1, \\ \lambda_2^{1/2} [\{\varepsilon_3/\{\varepsilon_2(1 - \varepsilon_1)\}\}^{1/2} + o_P(1)] & \text{when } \mathbf{x}_i \in \Pi_2, \\ -\lambda_2^{1/2} [\{\varepsilon_2/\{\varepsilon_3(1 - \varepsilon_1)\}\}^{1/2} + o_P(1)] & \text{when } \mathbf{x}_i \in \Pi_3 \end{cases} \quad (5.10)$$

for $i = 1, \dots, n$. Thus, like the case of $g = 2$, the SH-PC scores by $\tilde{\mathbf{h}}_{j\omega}$ with $\liminf_{d \rightarrow \infty} \omega_j > 0$ can effectively cluster \mathbf{x}_i s into three groups. See Section 6.2.

When $g \geq 4$, Yata and Aoshima (2020) provided the consistency properties of the PC scores.

6 Example: Clustering

We assess the performance of clustering based on SH-PC scores using (5.2). We choose $\omega_1 = \omega_2 (= \omega, \text{ say})$ in (5.1) as $\omega = 0.1, 0.2$ and 0.5 .

6.1 Two-class mixture model

We used microarray data provided by Chiaretti et al. (2004) with $d = 12625$. See Fig 1. We consider a dataset consisting of 33 samples from Π_1 : B-cell and 33 samples from Π_2 : T-cell. For the mixed 66 samples, we calculated the first two PC scores using PCA, A-SPCA, and SH-PC with $\omega = 0.1, 0.2$, and 0.5 . We have that $(\tilde{k}_{1\omega}, \tilde{k}_{2\omega}) = (17, 50)$, $(\tilde{k}_{1\omega}, \tilde{k}_{2\omega}) = (52, 134)$ and $(\tilde{k}_{1\omega}, \tilde{k}_{2\omega}) = (381, 640)$ for $\omega = 0.1, 0.2$ and 0.5 , respectively. Fig. 4 displays scatter plots of the PC scores. We observed that the 66 samples were perfectly classified into two groups based on the sign of the first PC scores even when the cumulative contribution ratio ω is as small as $\omega = 0.1$. These data can be clustered using the SH-PC score with only 17 significant variables. See Section 5.2 for details.

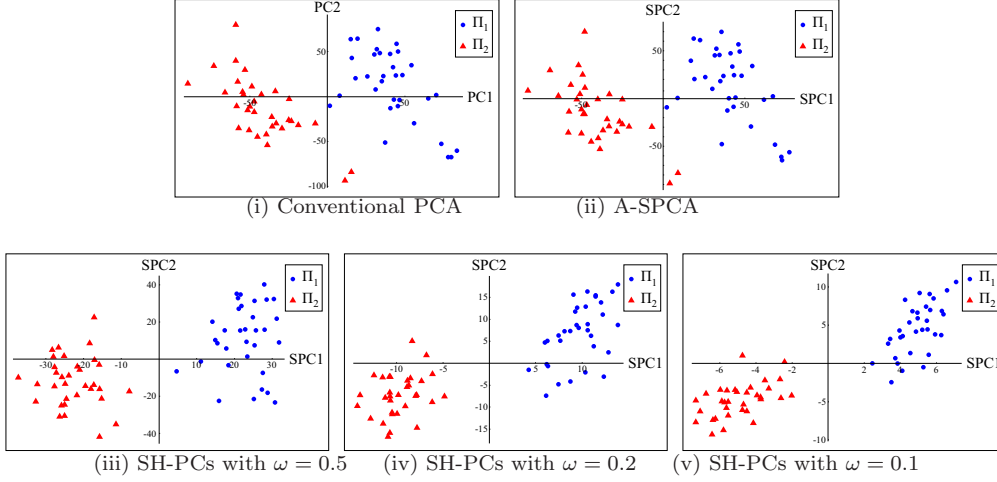


Figure 4: Scatter plots of the first two PC scores for the dataset comprising Π_1 : B-cell with 33 samples and Π_2 : T-cell with 33 samples.

Next, we consider an unbalanced case. The B-cells originally contained 95 samples. We set Π_1 : B-cell with 95 samples and Π_2 : T-cell with 33 samples. Like Fig. 4, we display scatter plots of the PC scores in Fig. 5. We had that $(\tilde{k}_{1\omega}, \tilde{k}_{2\omega}) = (88, 13)$, $(\tilde{k}_{1\omega}, \tilde{k}_{2\omega}) = (229, 35)$, and $(\tilde{k}_{1\omega}, \tilde{k}_{2\omega}) = (977, 223)$ for $\omega = 0.1, 0.2$, and 0.5 , respectively. We observed that the 128 samples were effectively classified into two groups based on the sign of the second SH-PC score; this figure is completely different from Fig. 4. Note that $\varepsilon_1 \varepsilon_2 (\boldsymbol{\mu}_1 - \boldsymbol{\mu}_2)(\boldsymbol{\mu}_1 - \boldsymbol{\mu}_2)^T$ becomes small in such an imbalanced case, and therefore, $\lambda_{\max}(\boldsymbol{\Sigma}_1)$ or $\lambda_{\max}(\boldsymbol{\Sigma}_2)$ is probably the largest eigenvalue of $\boldsymbol{\Sigma}$ because $\boldsymbol{\Sigma} = \varepsilon_1 \varepsilon_2 (\boldsymbol{\mu}_1 - \boldsymbol{\mu}_2)(\boldsymbol{\mu}_1 - \boldsymbol{\mu}_2)^T + \varepsilon_1 \boldsymbol{\Sigma}_1 + \varepsilon_2 \boldsymbol{\Sigma}_2$. The second PC direction is probably $(\boldsymbol{\mu}_1 - \boldsymbol{\mu}_2)/\Delta^{1/2}$. Thus, 128 samples were classified into two groups according to the sign of the second SH-PC scores. See Section 4.3 in Yata and Aoshima (2020) for further details.

6.2 Three-class mixture model

We analyzed microarray data from Bhattacharjee et al. (2001) in which the dataset comprised five lung carcinoma types with $d = 3312$. We used only three classes: Π_1 : pulmonary carcinoids with 20 samples; Π_2 : normal lung with 17 samples; and Π_3 : squamous cell lung carcinoma with 21 samples. Like in Fig. 4, we display the scatter plots of the PC scores in Fig. 6. We had that $(\tilde{k}_{1\omega}, \tilde{k}_{2\omega}) = (17, 16)$, $(\tilde{k}_{1\omega}, \tilde{k}_{2\omega}) = (44, 41)$, and $(\tilde{k}_{1\omega}, \tilde{k}_{2\omega}) = (195, 171)$ for $\omega = 0.1, 0.2$ and 0.5 , respectively.

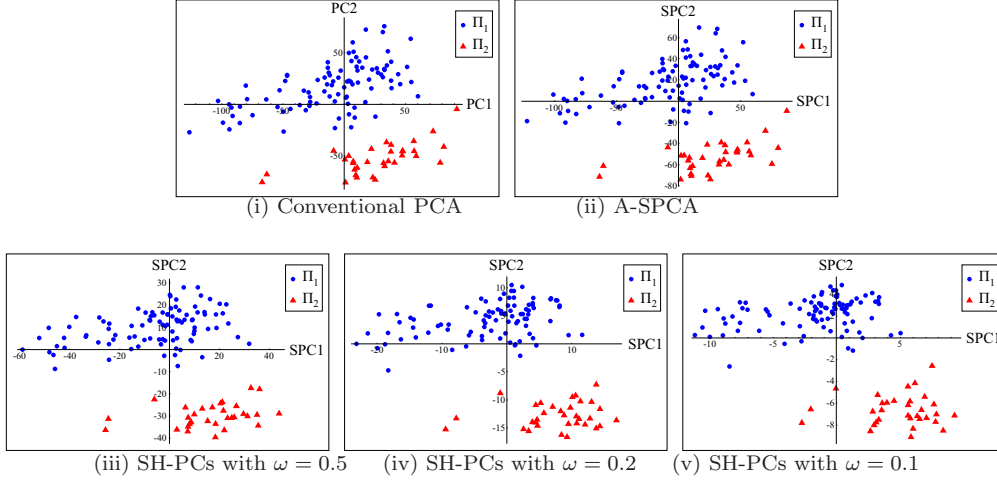


Figure 5: Scatter plots of the first two PC scores for the dataset that comprises Π_1 : B-cell with 95 samples and Π_2 : T-cell with 33 samples.

We observed that all samples were effectively classified into three groups based on the first two PC scores. See (5.9) and (5.10) for further details. Fig. 6 (v) shows that these data can be clustered using the SH-PC score with $(\tilde{k}_{1\omega}, \tilde{k}_{2\omega}) = (17, 16)$. Here, the 17 variables in $\mathbf{h}_{1\omega}$ and the 16 variables in $\mathbf{h}_{2\omega}$ were all different. Therefore, these data can be clustered using the first two SH-PC scores with only 33 significant variables.

7 Conclusion

In this study, we investigated TSPCA in high-dimensional settings. We proposed a new TSPCA method called automatic SPCA (A-SPCA) and demonstrated that it exhibits the consistency property under mild conditions free from any threshold values. Therefore, we can quickly obtain a more accurate result at a lower computational cost. Further, we proposed shrinkage PC directions and applied them to the clustering. We demonstrated the performance of clustering based on the shrinkage PC directions. We demonstrated that the datasets could be clustered using a set of the significant variables.

Supplementary Materials

We give an estimate of the intrinsic part in Σ by the A-SPCA, examples of the strongly spiked eigenstructures, asymptotic properties of the conventional

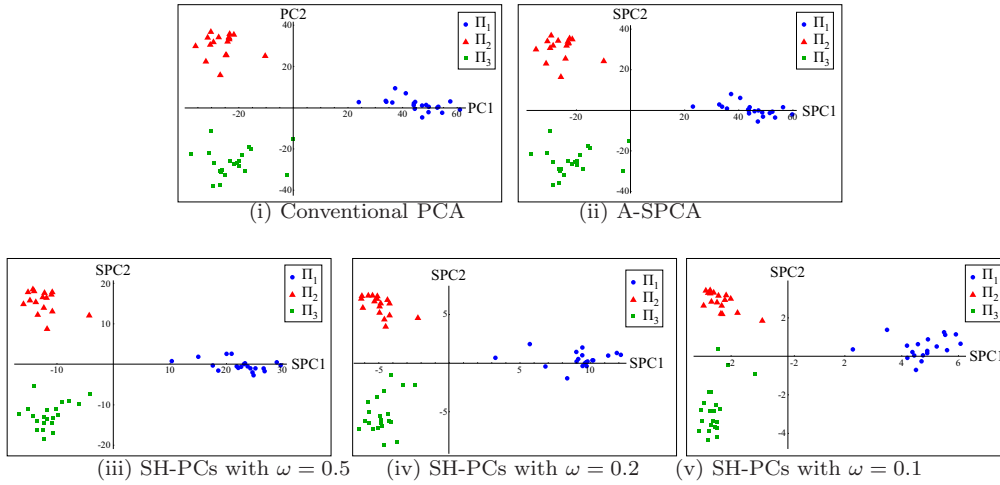


Figure 6: Scatter plots of the first two PC scores for the dataset that comprises Π_1 : pulmonary carcinoids with 20 samples; Π_2 : normal lung with 17 samples; and Π_3 : squamous cell lung carcinomas with 21 samples.

PCA, an R-code for the A-SPCA and proofs of the theoretical results in the supplementary material.

Acknowledgements

The research of the first author was partially supported by Grant-in-Aid for Scientific Research (C), Japan Society for the Promotion of Science (JSPS), under Contract Number 22K03412. The research of the second author was partially supported by Grants-in-Aid for Scientific Research (A) and Challenging Research (Exploratory), JSPS, under Contract Numbers 20H00576 and 22K19769.

References

- Anderson, T.W. (1963). Asymptotic theory for principal component analysis. *The Annals of Mathematical Statistics* **34**, 122-148.
- Aoshima, M. and Yata, K. (2011). Two-stage procedures for high-dimensional data. *Sequential Analysis (Editor's special invited paper)* **30**, 356-399.

- Aoshima, M. and Yata, K. (2018). Two-sample tests for high-dimension, strongly spiked eigenvalue models. *Statistica Sinica* **28**, 43-62.
- Aoshima, M. and Yata, K. (2019). Distance-based classifier by data transformation for high-dimension, strongly spiked eigenvalue models. *Annals of the Institute of Statistical Mathematics* **71**, 473-503.
- Bai, Z. and Saranadasa, H. (1996). Effect of high dimension: By an example of a two sample problem. *Statistica Sinica* **6**, 311-329.
- Bai, Z. and Ding, X. (2012). Estimation of spiked eigenvalues in spiked models. *Random Matrices: Theory and Applications* **1**, [21 pages].
- Baik, J. and Silverstein, J.W. (2006) Eigenvalues of large sample covariance matrices of spiked population models. *Journal of Multivariate Analysis* **97**, 1382-1408.
- Bhattacharjee A., Richards W.G., Staunton, J., Li, C., Monti, S., Vasa, P., Ladd, C., Beheshti, J., Bueno, R., Gillette, M., Loda, M., Weber, G., Mark, E.J., Lander, E.S., Wong, W., Johnson, B.E., Golub, T.R., Sugarbaker, D.J., and Meyerson, M. (2001). Classification of human lung carcinomas by mRNA expression profiling reveals distinct adenocarcinoma subclasses. *Proceedings of the National Academy of Sciences U.S.A.* **98**, 13790-13795.
- Bickel, P.J. and Levina, E. (2008). Covariance regularization by thresholding. *The Annals of Statistics* **36**, 2577-2604.
- Cai, T. T., Han, X., and Pan, G. (2020). Limiting laws for divergent spiked eigenvalues and largest nonspiked eigenvalue of sample covariance matrices. *The Annals of Statistics* **48**, 1255-1280.
- Chen, S. X. and Qin, Y.-L. (2010). A two-sample test for high-dimensional data with applications to gene-set testing. *The Annals of Statistics* **38**, 808-835.
- Chiaretti, S., Li, X., Gentleman, R., Vitale, A., Vignetti, M., Mandelli, F., Ritz, J., and Foa, R. (2004). Gene expression profile of adult T-cell acute lymphocytic leukemia identifies distinct subsets of patients with different response to therapy and survival. *Blood* **103**, 2771-2778.
- Fan, J., Liao, Y., and Mincheva, M. (2013). Large covariance estimation by thresholding principal orthogonal complements. *Journal of the Royal Statistical Society: Series B* **75**, 603-680.

- Johnstone, I. (2001). On the distribution of the largest eigenvalue in principal components analysis. *The Annals of Statistics* **29**, 295-327.
- Johnstone, I. and Lu, Y. (2009). On consistency and sparsity for principal components analysis in high dimensions. *Journal of the Royal Statistical Society: Series B* **104**, 682-693.
- Jung, S. and Marron, J. S. (2009). PCA consistency in high dimension, low sample size context. *The Annals of Statistics* **37**, 4104-4130.
- Lee, S., Huang, J. Z., and Hu, J. (2010). Sparse logistic principal components analysis for binary data. *The Annals of Applied Statistics* **4**, 1579-1601.
- Lee, S., Zou, F., and Wright F.A. (2010). Convergence and prediction of principal component scores in high-dimensional settings. *The Annals of Statistics* **38**, 3605-3629.
- Ma, Z. (2013). Sparse principal component analysis and iterative thresholding. *The Annals of Statistics* **41**, 772-801.
- Onatski, A. (2012). Asymptotics of the principal components estimator of large factor models with weakly influential factors. *Journal of Econometrics* **168**, 244-258.
- Paul, D. (2007). Asymptotics of sample eigenstructure for a large dimensional spiked covariance model. *Statistica Sinica* **17**, 1617-1642.
- Paul, D. and Aue, A. (2014). Random matrix theory in statistics: A review. *Journal of Statistical Planning and Inference* **150**, 1-29.
- Paul, D. and Johnstone, I. (2007). Augmented sparse principal component analysis for high dimensional data. *Technical Report*, UC Davis.
- Qiao, X., Zhang, H.H., Liu, Y., Todd, M.J., and Marron, J.S. (2010). Weighted distance weighted discrimination and its asymptotic properties. *Journal of the Royal Statistical Society: Series B* **105**, 401-414.
- Shen, H. and Huang, J.Z. (2008). Sparse principal component analysis via regularized low rank matrix approximation *Journal of Multivariate Analysis* **99**, 1015-1034.
- Shen, D., Shen, H., and Marron, J.S. (2013). Consistency of sparse PCA in high dimension, low sample size contexts. *Journal of Multivariate Analysis* **115**, 317-333.

- Shen, D., Shen, H., Zhu, H., and Marron, J.S. (2016). The statistics and mathematics of high dimension low sample size asymptotics. *Statistica Sinica* **26**, 1747-1770.
- Wang, W. and Fan, J. (2017). Asymptotics of empirical eigenstructure for high dimensional spiked covariance. *The Annals of Statistics* **45**, 1342-1374.
- Yata, K. and Aoshima, M. (2009). PCA consistency for non-Gaussian data in high dimension, low sample size context. *Communications in Statistics - Theory and Methods, Special Issue Honoring Zacks, S. (ed. Mukhopadhyay, N.)* **38**, 2634-2652.
- Yata, K. and Aoshima, M. (2012). Effective PCA for high-dimension, low-sample-size data with noise reduction via geometric representations. *Journal of Multivariate Analysis* **105**, 193-215.
- Yata, K. and Aoshima, M. (2013). PCA consistency for the power spiked model in high-dimensional settings. *Journal of Multivariate Analysis* **122**, 334-354.
- Yata, K. and Aoshima, M. (2020). Geometric consistency of principal component scores for high-dimensional mixture models and its application. *Scandinavian Journal of Statistics* **47**, 899-921.
- Zou, H. and Hastie, R. (2006). Sparse principal component analysis. *Journal of Computational and Graphical Statistics* **15**, 265-286.

Supplementary Material

Appendix A: Estimation of the intrinsic part in the covariance matrix

In this section, we consider estimating the intrinsic part, $\Sigma_1 = \sum_{s=1}^m \lambda_s \mathbf{h}_s \mathbf{h}_s^T$. Fan, Liao and Mincheva (2013) proposed a covariance matrix estimation procedure called the POET. The key point of this procedure is the estimation of Σ_1 . However, they considered an estimation based on $(\hat{\lambda}_j, \hat{\mathbf{h}}_j)$ s such that the estimation does not hold consistency properties unless $\delta/\lambda_m = o(1)$. See Proposition A.2 in Section A.2. We apply the A-SPCA to the estimator of Σ_1 .

A.1 Estimation of scaled PC directions

Let $\beta_j = \lambda_j^{1/2} \mathbf{h}_j$ for $j = 1, \dots, m$. Note that $\|\beta_j\|^2 = \lambda_j$ for $j = 1, \dots, m$. Let $\tilde{\beta}_j = \tilde{\lambda}_j^{1/2} \tilde{\mathbf{h}}_{j*}$ for $j = 1, \dots, m$. By combining Proposition 1 and Corollary 1, we have the following result.

Corollary A.1. *Assume (A-i), (A-ii), and (C-i) to (C-iv). Under (\star) , it holds for $j = 1, \dots, m$ that $\|\tilde{\beta}_j - \beta_j\|^2/\lambda_j = O_P(k_{j*}^{-1} + n^{-1} \log d + \psi_j) = o_P(1)$ as $d \rightarrow \infty$ and $n \rightarrow \infty$.*

Let $\hat{\beta}_j = \hat{\lambda}_j^{1/2} \hat{\mathbf{h}}_j$ for $j = 1, \dots, m$.

Proposition A.1. *Assume (A-i) and (C-i). Then, it holds for $j = 1, \dots, m$ that $\|\hat{\beta}_j - \beta_j\|^2/\lambda_j = \delta/\lambda_j + O_P(n^{-1})$ as $d \rightarrow \infty$ and $n \rightarrow \infty$.*

Therefore, $\hat{\beta}_j$ does not hold consistency unless $\delta/\lambda_j = o(1)$. In contrast, $\tilde{\beta}_j$ holds consistency even when $\delta/\lambda_j \rightarrow \infty$.

A.2 Estimation of Σ_1

The conventional estimator of Σ_1 is given by $\hat{\Sigma}_1 = \sum_{s=1}^m \hat{\beta}_s \hat{\beta}_s^T$. Let $\|\cdot\|_F$ be the Frobenius norm.

Proposition A.2. *Assume (A-i) and (C-i). Then, it holds that*

$$\|\hat{\Sigma}_1 - \Sigma_1\|_F^2 = m\delta^2 + 2 \sum_{s=1}^m \lambda_s \delta \{1 + o_P(1)\} + O_P(\lambda_1^2/n) \quad \text{as } d \rightarrow \infty \text{ and } n \rightarrow \infty.$$

Here, λ_m is the smallest non-zero eigenvalue of Σ_1 . In addition, $\lambda_1 \delta / \lambda_m^2 \geq \delta / \lambda_m$ and $\text{tr}(\Sigma_2)/d \in (0, \infty)$ as $d \rightarrow \infty$ under (C-ii). Therefore, from (2.3),

we have consistency under the conditions in Proposition A.2 in the sense that $\|\widehat{\Sigma}_1 - \Sigma_1\|_F^2 = o_P(\lambda_m^2)$ if $\lambda_1 \delta / \lambda_m^2 = o(1)$. However, the consistency does not hold unless δ / λ_m approaches 0.

Here, we consider the following estimator of Σ_1 using A-SPCA:

$$\widetilde{\Sigma}_1 = \sum_{s=1}^m \widetilde{\beta}_s \widetilde{\beta}_s^T.$$

See Section S2 in Aoshima and Yata (2018) for a consistent estimator of m .

Theorem A.1. *Assume (A-i), (A-ii), and (C-i) to (C-iii). Under (\star) , it holds that*

$$\|\widetilde{\Sigma}_1 - \Sigma_1\|_F^2 = O_P\left(\lambda_1 + \lambda_1^2 n^{-1} \log d + \lambda_1 \sum_{s=1}^m \lambda_s \psi_s\right) \text{ as } d \rightarrow \infty \text{ and } n \rightarrow \infty.$$

Thus, under the conditions in Theorem A.1, we have consistency in the sense that

$$\|\widetilde{\Sigma}_1 - \Sigma_1\|_F^2 = o_P(\lambda_m^2) \quad (\text{A.11})$$

if $(\lambda_1^2 / \lambda_m^2)(\lambda_1^{-1} + n^{-1} \log d) = o(1)$ and $\lambda_1 \sum_{s=1}^m (\lambda_s / \lambda_m^2) \psi_s = o(1)$. Note that $\psi_j = 0$ if $\eta_{2,j} = 0$. Further, if $\limsup_{d \rightarrow \infty} \lambda_1 / \lambda_m < \infty$, then (A.11) holds under (C-iv) and the conditions in Theorem A.1. Therefore, $\widetilde{\Sigma}_1$ holds the consistency even when $\delta / \lambda_m \rightarrow \infty$.

Appendix B: Examples of the strongly spiked eigenstructures

We provide examples of (C-i) and (C-iii).

First, we consider an intraclass correlation model given by

$$\Gamma_q = \beta(\alpha \mathbf{I}_q + (1 - \alpha) \mathbf{1}_q \mathbf{1}_q^T), \quad (\text{B.1})$$

where $\alpha \in (0, 1)$ and $\beta (> 0)$ are the fixed constants. For the model, $\lambda_{\max}(\Gamma_q) = \beta\{(1 - \alpha)q + \alpha\}$ and the other eigenvalues are $\alpha\beta$. If $\Sigma = \Gamma_d$, (C-i) and (C-iii) with $(m, k_{1*}) = (1, d)$ are satisfied because $\mathbf{h}_1 = d^{-1/2} \mathbf{1}_d$ when $\Sigma = \Gamma_d$. Then, \mathbf{h}_1 is a non-sparse vector in the sense that all elements of \mathbf{h}_1 are nonzero.

Next, we consider the following model.

$$\Sigma = \begin{pmatrix} \Gamma_{d_1} & \mathbf{O} & \mathbf{O} \\ \mathbf{O} & \Gamma_{d_2} & \mathbf{O} \\ \mathbf{O} & \mathbf{O} & \Omega_{d_3} \end{pmatrix}, \quad (\text{B.2})$$

where $d_1 > d_2 > d_3 > 0$, $d_1 + d_2 + d_3 = d$ and $\mathbf{\Omega}_{d_3}$ is a d_3 -dimensional non-negative definite matrix. If

$$d_2 \geq d^{1/2}, \lambda_{\max}(\mathbf{\Omega}_{d_3})/d_2 \rightarrow 0, \text{ and } \{\lambda_{\max}(\mathbf{\Omega}_{d_3})\}^2/\text{tr}(\mathbf{\Omega}_{d_3}^2) \rightarrow 0 \text{ as } d \rightarrow \infty,$$

(C-i) and (C-iii) with $(m, k_{1*}, k_{2*}) = (2, d_1, d_2)$ are met from the fact that $\mathbf{h}_1 = (d_1^{-1/2} \mathbf{1}_{d_1}^T, 0, \dots, 0)^T$ and $\mathbf{h}_2 = (0, \dots, 0, d_2^{-1/2} \mathbf{1}_{d_2}^T, 0, \dots, 0)^T$.

Appendix C: Asymptotic properties of the conventional PCA

Let $v_j = \sum_{i=1}^n (z_{ij} - \bar{z}_j)^2 / (n-1)$ for all j , where $\bar{z}_j = \sum_{i=1}^n z_{ij} / n$. For the conventional PCA, we obtain the following results from Proposition 2 and (S6.1) in Aoshima and Yata (2018).

Proposition C.1 (Aoshima and Yata, 2018). *Assume that (A-i) and (C-i). It holds for $j = 1, \dots, m$ that*

$$\begin{aligned} \frac{\hat{\lambda}_j}{\lambda_j} &= v_j + \frac{\delta}{\lambda_j} + O_P(n^{-1}) = 1 + \frac{\delta}{\lambda_j} + O_P(n^{-1/2}) \text{ and} \\ \text{Angle}(\hat{\mathbf{h}}_j, \mathbf{h}_j) &= \text{Arccos}\left(\frac{1}{\sqrt{1 + \delta/\lambda_j}} + O_P(n^{-1/2})\right) \text{ as } d \rightarrow \infty \text{ and } n \rightarrow \infty. \end{aligned} \tag{C.1}$$

Remark C.1. Equation (C.1) is equivalent to

$$\begin{aligned} \hat{\mathbf{h}}_j^T \mathbf{h}_j &= (1 + \delta/\lambda_j)^{-1/2} + O_P(n^{-1/2}) \text{ or} \\ \|\hat{\mathbf{h}}_j - \mathbf{h}_j\|^2 &= 2\{1 - (1 + \delta/\lambda_j)^{-1/2}\} + O_P(n^{-1/2}). \end{aligned}$$

Yata and Aoshima (2012) proposed the noise-reduction (NR) methodology to reduce the bias term; it was introduced by a geometric representation of high-dimensional noise.

Appendix D: R-code for the A-SPCA

We give the following R-code for the A-SPCA:

Input ASPCA(X); $d (\geq 2)$ by $n (\geq 4)$ matrix X as $X = (\mathbf{x}_1, \dots, \mathbf{x}_n)$.

Output `values[j]`: The estimator of the j -th eigenvalue by the A-SPCA (the NR method).

`vectors[,j]`: The estimator of the j -th PC direction by the A-SPCA.

```

ASPCA <- function(X){
  d <- dim(X)[1]
  n <- dim(X)[2]
  r <- min(n-2, d)
  X <- sweep(X, 1, apply(X, 1, mean), '-')
  Sd <- t(X) %*% X / (n-1)
  eig <- eigen(Sd)
  dualval <- eig$values[1:r]
  dualvec <- eig$vectors
  nrmval <- numeric(r)
  nrmvec <- matrix(0, d, r)
  aspca <- matrix(0, d, r)
  for (i in 1:r){
    nrmval[i] <- dualval[i]
    - (sum(diag(Sd)) - sum(dualval[1:i])) / (n-i-1)
    nrmvec[, i] <- X %*% dualvec[, i]
    / sqrt((n-1) * nrmval[i])
    ord <- order(abs(nrmvec[, i]), decreasing=T)
    cri <- 0
    for (j in 1:d){
      cri <- cri + nrmvec[ord[j], i]^2
      aspca[ord[j], i] <- nrmvec[ord[j], i]
      if (cri >= 1){
        break
      }
    }
  }
  return(list(values=nrmval, vectors=aspca))
}

```

Appendix E: Proofs

Throughout all the proofs, we assume $\boldsymbol{\mu} = \mathbf{0}$ for the sake of simplicity. Let $\mathbf{u}_j = (z_{1j}, \dots, z_{nj})^T / (n-1)^{1/2}$ and $\dot{\mathbf{u}}_j = \|\mathbf{u}_j\|^{-1} \mathbf{u}_j$ for all j . From (S6.1) and (S6.3) in Appendix B of Aoshima and Yata (2018), under (A-i) and (C-i),

we have that as $d \rightarrow \infty$ and $n \rightarrow \infty$

$$\begin{aligned} \tilde{\lambda}_j/\lambda_j &= \|\mathbf{u}_j\|^2 + O_P(n^{-1}) = 1 + O_P(n^{-1/2}) \\ \text{and } \hat{\mathbf{u}}_j^T \dot{\mathbf{u}}_j &= 1 + O_P(n^{-1}) \text{ for } j = 1, \dots, m; \end{aligned} \quad (\text{E.1})$$

$$\hat{\mathbf{u}}_{j'}^T \mathbf{u}_j = O_P(n^{-1/2}) \text{ for } j \neq j' (\leq m). \quad (\text{E.2})$$

Note that $\|\mathbf{u}_j\|^2 = v_j + O_P(n^{-1})$ as $n \rightarrow \infty$ for $j = 1, \dots, m$. Let $\mathbf{P}_n = \mathbf{I}_n - \mathbf{1}_n \mathbf{1}_n^T / n$. Note that $\mathbf{1}_n^T \hat{\mathbf{u}}_j = 0$ and $\mathbf{P}_n \hat{\mathbf{u}}_j = \hat{\mathbf{u}}_j$ when $\hat{\lambda}_j > 0$ since $\mathbf{1}_n^T \mathbf{S}_D \mathbf{1}_n = 0$. Also, when $\hat{\lambda}_j > 0$, note that

$$(\mathbf{X} - \overline{\mathbf{X}}) \hat{\mathbf{u}}_j = \mathbf{X} \mathbf{P}_n \hat{\mathbf{u}}_j = \mathbf{X} \hat{\mathbf{u}}_j = (n-1)^{1/2} \sum_{s=1}^d \lambda_s^{1/2} \mathbf{h}_s \mathbf{u}_s^T \hat{\mathbf{u}}_j. \quad (\text{E.3})$$

Proof of Lemma 1. Assume (A-i), (C-i), (C-ii) and (\star) . Let $z_{ij(j'),x} = z_{ij} x_{i(j'),2}$ for $j = 1, \dots, m$; $j' = 1, \dots, d$ and all i . Let $\bar{z}_{j(j'),x} = \sum_{i=1}^n z_{ij(j'),x} / n$ for all j, j' . Let $w_{i(j)} = x_{i(j),2}^2 - \sigma_{(j),2}$ and $\bar{w}_{(j)} = \sum_{i=1}^n w_{i(j)} / n$ for all i, j . Note that for all j ,

$$E\{\exp(t_2 |w_{i(j)}| / \theta_{(j),2}^{1/2})\} \leq \exp(t_2 \sigma_{(j),2} / \theta_{(j),2}^{1/2}) E\{\exp(t_2 x_{i(j),2}^2 / \theta_{(j),2}^{1/2})\} = O(1)$$

under (A-ii). Then, under (A-ii), for any x satisfying $x \rightarrow \infty$ and $x = o(n^{1/2})$ as $n \rightarrow \infty$, we have that as $d \rightarrow \infty$ and $n \rightarrow \infty$

$$P(n^{1/2} |\bar{z}_{j(j'),x}| / \sigma_{(j'),2}^{1/2} \geq x) = \exp\left(-\frac{x^2}{2}\{1 + o(1)\}\right) \text{ for all } j, j'; \text{ and} \quad (\text{E.4})$$

$$P(n^{1/2} |\bar{w}_{(j)}| / \theta_{(j),2}^{1/2} \geq x) = \exp\left(-\frac{x^2}{2}\{1 + o(1)\}\right) \text{ for all } j. \quad (\text{E.5})$$

Refer to Chapter 6 in de la Peña, Lai and Shao (2009) for the details of this results. Let $\tau_{(j)} = M(\sigma_{(j),2} n^{-1} \log d)^{1/2}$ for all j , where $M > 2^{1/2}$. Then, from (E.4), under (A-ii), it holds that for $j = 1, \dots, m$,

$$\begin{aligned} \sum_{j'=1}^d P(|\bar{z}_{j(j'),x}| \geq \tau_{(j')}) &= \sum_{j'=1}^d P(n^{1/2} |\bar{z}_{j(j'),x}| / \sigma_{(j'),2}^{1/2} \geq M(\log d)^{1/2}) \\ &= \sum_{j'=1}^d \exp\left(-\frac{M^2 \log d}{2}\{1 + o(1)\}\right) \rightarrow 0, \end{aligned}$$

so that

$$\bar{z}_{j(j'),x} = O_P\{(\sigma_{(j'),2} n^{-1} \log d)^{1/2}\} \text{ for all } j, j'. \quad (\text{E.6})$$

Similar to (E.6), from (E.5), under (A-ii), we can claim that

$$\bar{w}_{(j)} = O_P\{(\theta_{(j),2}n^{-1} \log d)^{1/2}\}$$

for all j , so that

$$\sum_{i=1}^n x_{i(j),2}^2/n = \sigma_{(j),2}\{1 + o_P(1)\} \quad \text{for all } j. \quad (\text{E.7})$$

Let $\mathbf{x}_{(j),2} = (x_{1(j),2}, \dots, x_{n(j),2})^T / (n-1)^{1/2}$ for all j . From (E.6) and (E.7), we have that

$$\begin{aligned} \mathbf{u}_j^T \mathbf{x}_{(j'),2} &= O_P\{(\sigma_{(j'),2}n^{-1} \log d)^{1/2}\} \quad \text{for all } j, j'; \text{ and} \\ \|\mathbf{x}_{(j),2}\|^2 / \sigma_{(j),2} &= 1 + o_P(1) \quad \text{for all } j. \end{aligned} \quad (\text{E.8})$$

Here, from (E.1), there exists a unit random vector $\boldsymbol{\varepsilon}_j$ such that $\hat{\mathbf{u}}_j^T \boldsymbol{\varepsilon}_j = 0$ and

$$\hat{\mathbf{u}}_j = \{1 + O_P(n^{-1})\} \hat{\mathbf{u}}_j + \boldsymbol{\varepsilon}_j \times O_P(n^{-1/2}) \quad \text{for } j = 1, \dots, m. \quad (\text{E.9})$$

Note that $\|\mathbf{u}_j\| = 1 + o_P(1)$ as $n \rightarrow \infty$ for $j = 1, \dots, m$. Then, by combining (E.1), (E.8) and (E.9), we have for $j = 1, \dots, m$, that

$$\tilde{\lambda}_j^{-1/2} \mathbf{x}_{(j'),2}^T \hat{\mathbf{u}}_j = O_P\{(\sigma_{(j)}\lambda_j^{-1}n^{-1} \log d)^{1/2}\} \quad \text{for all } j'. \quad (\text{E.10})$$

On the other hand, from (E.1) and (E.2), we have for $j = 1, \dots, m$, that

$$\begin{aligned} \frac{\mathbf{A}_1 \mathbf{X} \hat{\mathbf{u}}_j}{\{(n-1)\tilde{\lambda}_j\}^{1/2}} &= \tilde{\lambda}_j^{-1/2} \sum_{j'=1}^m \lambda_{j'}^{1/2} \|\mathbf{u}_{j'}\| \mathbf{h}_{j'} \hat{\mathbf{u}}_{j'}^T \hat{\mathbf{u}}_j \\ &= \mathbf{h}_j + O_P\{(n\lambda_j)^{-1/2}\} \times \sum_{j'=1}^m \lambda_{j'}^{1/2} \mathbf{h}_{j'}. \end{aligned} \quad (\text{E.11})$$

Note that $\sigma_{(j),1} \leq \sigma_{(j)}$ and $\sigma_{(j),1} = \sum_{j'=1}^m \lambda_{j'} h_{j'(j)}^2$ for all j , so that

$$\sum_{j'=1}^m \lambda_{j'}^{1/2} h_{j'(j)} = O(\sigma_{(j)}^{1/2})$$

for all j . Also, note that $\{(n-1)\tilde{\lambda}_j\}^{-1/2} \mathbf{A}_2 \mathbf{X} \hat{\mathbf{u}}_j = \tilde{\lambda}_j^{-1/2} (\mathbf{x}_{(1),2}, \dots, \mathbf{x}_{(d),2})^T \hat{\mathbf{u}}_j$. Then, from (E.3), by combining (E.10) and (E.11), we have for $j = 1, \dots, m$, that

$$\tilde{h}_{j(j')} = h_{j(j')} + O_P\{(\sigma_{(j)}\lambda_j^{-1}n^{-1} \log d)^{1/2}\} \quad \text{for all } j'.$$

It concludes the result. \square

Proofs of Theorem 1 and Corollary 1. Assume (A-i), (A-ii), (C-i) to (C-iii) and (\star) . We first consider the proof of Theorem 1 for \mathbf{h}_{1*} . We assume $|h_{1(1)}| \geq \dots \geq |h_{1(d)}|$ for the sake of simplicity. From Lemma 1 and (C-iii), it holds for all j' , that

$$\tilde{h}_{1(j')}^2 = h_{1(j')}^2 + o_P\left(h_{o1(k_{1*})} \max\{|h_{o1(k_{1*})}|, |h_{1(j')}|\}\right)$$

as $d \rightarrow \infty$ and $n \rightarrow \infty$. Then, we have that

$$\tilde{h}_{1(j)}^2 = h_{1(j)}^2 \{1 + o_P(1)\} \quad \text{for } j = 1, \dots, k_{1*}; \quad \text{and} \quad (\text{E.12})$$

$$\tilde{h}_{1(j)}^2 = h_{1(j)}^2 + o_P(h_{o1(k_{1*})}^2) \quad \text{for } j = k_{1*} + 1, \dots, d. \quad (\text{E.13})$$

Also, from Lemma 1, it holds that

$$\sum_{j=k_{1*}+1}^d |h_{1(j)} \tilde{h}_{1(j)}| = \eta_{2,1} + O_P\left(\eta_{1,1} \sqrt{(n\lambda_1)^{-1} \log d}\right). \quad (\text{E.14})$$

From $\sigma_{(j),1} = \sum_{j'=1}^m \lambda_{j'} h_{j'(j)}^2$, (C-ii) and (C-iii), we note that

$$\begin{aligned} \lambda_1 h_{1(j)}^2 &\in (0, \infty) \quad \text{as } d \rightarrow \infty \text{ for } j = 1, \dots, k_{1*}; \\ \text{and } h_{1(j)}^2 &= O(\lambda_1^{-1}) \quad \text{for } j = k_{1*} + 1, \dots, d. \end{aligned} \quad (\text{E.15})$$

Also, we note that

$$k_{j'*} \rightarrow \infty \quad \text{and} \quad k_{j'*}/\lambda_{j'} \in (0, \infty) \quad \text{as } d \rightarrow \infty \text{ for } j' = 1, \dots, m. \quad (\text{E.16})$$

Then, from (E.12), (E.13) and (E.15), we have that

$$1 \leq \|\tilde{\mathbf{h}}_{1*}\|^2 \leq 1 + \tilde{h}_{o1(\tilde{k}_1)}^2 = 1 + O_P(\lambda_1^{-1}) = 1 + O_P(k_{1*}^{-1}). \quad (\text{E.17})$$

Let $\mathcal{D} = \{j \mid \tilde{h}_{1*(j)} = 0 \text{ for } j = 1, \dots, d\}$. From (E.13) and (C-iii), it holds that

$$\max_{j \in [k_{1*}+1, d]} \tilde{h}_{1(j)}^2 < h_{o1(k_{1*})}^2 \{1 + o_P(1)\} \quad (\text{E.18})$$

with probability tending to 1. Then, if $\tilde{k}_1 \geq k_{1*}$, from (E.14), we have that

$$\left| \sum_{j \in \mathcal{D}} h_{1(j)} \tilde{h}_{1(j)} \right| \leq \sum_{j=k_{1*}+1}^d |h_{1(j)} \tilde{h}_{1(j)}| = \eta_{2,1} + O_P\left(\eta_{1,1} \sqrt{(n\lambda_1)^{-1} \log d}\right). \quad (\text{E.19})$$

Next, we consider the case when $\tilde{k}_1 < k_{1*}$. From (E.14) and Proposition 2, we have that

$$\begin{aligned} \sum_{j=1}^{k_{1*}} h_{1(j)} \tilde{h}_{1(j)} &= \mathbf{h}_1^T \tilde{\mathbf{h}}_1 - \sum_{j=k_{1*}+1}^d h_{1(j)} \tilde{h}_{1(j)} \\ &= 1 + O_P\left(n^{-1} + \eta_{2,1} + \eta_{1,1} \sqrt{(n\lambda_1)^{-1} \log d}\right). \end{aligned} \quad (\text{E.20})$$

Then, from Lemma 1, (E.16) and (E.20), we have that

$$\begin{aligned} \sum_{j=1}^{k_{1*}} \tilde{h}_{1(j)}^2 &= \sum_{j=1}^{k_{1*}} \{(\tilde{h}_{1(j)} - h_{1(j)})^2 + 2h_{1(j)} \tilde{h}_{1(j)} - h_{1(j)}^2\} \\ &= 1 + O_P\left(n^{-1} \log d + \eta_{2,1} + \eta_{1,1} \sqrt{(n\lambda_1)^{-1} \log d}\right). \end{aligned} \quad (\text{E.21})$$

Let $\mathcal{D}_* = \{j \mid \tilde{h}_{1*(j)} = 0 \text{ for } j = 1, \dots, k_{1*}\}$. When $\tilde{k}_1 < k_{1*}$, from (E.12), (E.13) and (E.18), we note that $\|\tilde{\mathbf{h}}_{1*}\|^2 + \sum_{j \in \mathcal{D}_*} \tilde{h}_{1(j)}^2 = \sum_{j=1}^{k_{1*}} \tilde{h}_{1(j)}^2$ with probability tending to 1. Then, from Lemma 1, (E.17) and (E.21), if $\tilde{k}_1 < k_{1*}$, we have that

$$\begin{aligned} \sum_{j \in \mathcal{D}_*} \tilde{h}_{1(j)}^2 &= \sum_{j=1}^{k_{1*}} \tilde{h}_{1(j)}^2 - \|\tilde{\mathbf{h}}_{1*}\|^2 \leq \sum_{j=1}^{k_{1*}} \tilde{h}_{1(j)}^2 - 1 \\ &= O_P\left(n^{-1} \log d + \eta_{2,1} + \eta_{1,1} \sqrt{(n\lambda_1)^{-1} \log d}\right) \end{aligned}$$

$$\text{and } \sum_{j \in \mathcal{D}_*} h_{1(j)} \tilde{h}_{1(j)} = \sum_{j \in \mathcal{D}_*} \tilde{h}_{1(j)}^2 \{1 + o_P(1)\}.$$

Thus if $\tilde{k}_1 < k_{1*}$, from (E.14), we have that

$$\begin{aligned} \left| \sum_{j \in \mathcal{D}} h_{1(j)} \tilde{h}_{1(j)} \right| &\leq \left| \sum_{j \in \mathcal{D}_*} h_{1(j)} \tilde{h}_{1(j)} \right| + \left| \sum_{j=k_{1*}+1}^d h_{1(j)} \tilde{h}_{1(j)} \right| \\ &= O_P\left(n^{-1} \log d + \eta_{2,1} + \eta_{1,1} \sqrt{(n\lambda_1)^{-1} \log d}\right). \end{aligned} \quad (\text{E.22})$$

From Proposition 2, (E.19) and (E.22), we have that

$$\begin{aligned} \mathbf{h}_1^T \tilde{\mathbf{h}}_{1*} &= 1 + O_P(n^{-1}) - \sum_{j \in \mathcal{D}} h_{1(j)} \tilde{h}_{1(j)} \\ &= 1 + O_P\left(n^{-1} \log d + \eta_{2,1} + \eta_{1,1} \sqrt{(n\lambda_1)^{-1} \log d}\right). \end{aligned}$$

We can conclude the results for $\tilde{\mathbf{h}}_{1*}$. As for $\tilde{\mathbf{h}}_{j*}$ with $j \geq 2$, we obtain the results similarly. It concludes the results of Theorem 1.

For the proof of Corollary 1, from Theorem 1, we can claim the first result. By noting that $\tilde{\mathbf{h}}_{j*}^T \tilde{\mathbf{h}}_{j'*} = \mathbf{h}_j^T \tilde{\mathbf{h}}_{j'*} + (\tilde{\mathbf{h}}_{j*} - \mathbf{h}_j)^T \tilde{\mathbf{h}}_{j'*} = \mathbf{h}_j^T \mathbf{h}_{j'} + \mathbf{h}_j^T (\tilde{\mathbf{h}}_{j'*} - \mathbf{h}_{j'}) + (\tilde{\mathbf{h}}_{j*} - \mathbf{h}_j)^T \tilde{\mathbf{h}}_{j'*}$, from Theorem 1 and the first result, we can claim the second and third results. It concludes the results of Corollary 1. \square

Proof of Theorem 2. Assume (A-i), (A-ii), (C-i), (C-ii), (C-iii') and (\star) . We first consider the proof for $\tilde{\mathbf{h}}_{1\omega}$. We assume $|h_{1(1)}| \geq \dots \geq |h_{1(d)}|$ for the sake of simplicity. Similar to (E.12)-(E.13), we have that

$$\begin{aligned} \tilde{h}_{1(j)}^2 &= h_{1(j)}^2 \{1 + o_P(1)\} \quad \text{for } j = 1, \dots, k_{1\omega} + r_1; \quad \text{and} \\ \tilde{h}_{1(j)}^2 &= h_{1(j)}^2 + o_P(h_{o1(k_{1\omega} + r_1)}^2) \quad \text{for } j = k_{1\omega} + r_1 + 1, \dots, d \end{aligned} \quad (\text{E.23})$$

as $d \rightarrow \infty$ and $n \rightarrow \infty$. Similar to (E.15), from (C-iii'), we note for $j' = 1, \dots, m$, that

$$\begin{aligned} \lambda_1 h_{1(j)}^2 &\in (0, \infty) \quad \text{as } d \rightarrow \infty \text{ for } j = 1, \dots, k_{1\omega} + r_1; \\ \text{and } h_{1(j)}^2 &= O(\lambda_1^{-1}) \quad \text{for } j = k_{1\omega} + r_1 + 1, \dots, d. \end{aligned} \quad (\text{E.24})$$

Also, we note that

$$k_{j'\omega} \rightarrow \infty \quad \text{and} \quad k_{j'\omega}/(\omega_{j'} \lambda_{j'}) \in (0, \infty) \quad \text{as } d \rightarrow \infty \text{ for } j' = 1, \dots, m. \quad (\text{E.25})$$

Then, we have that

$$\begin{aligned} \omega_1 &\leq \|\mathbf{h}_{1\omega}\|^2 \leq \omega_1 + h_{o1(k_{1\omega})}^2 = \omega_1 + O(\lambda_1^{-1}) = \omega_1 + O(\omega_1/k_{1\omega}) \quad \text{and} \\ \omega_1 &\leq \|\tilde{\mathbf{h}}_{1\omega}\|^2 \leq \omega_1 + \tilde{h}_{o1(\tilde{k}_{1\omega})}^2 = \omega_1 + O_P(\omega_1/k_{1\omega}). \end{aligned} \quad (\text{E.26})$$

Here, from Lemma 1, (E.24) and (E.26), we have that

$$\begin{aligned} \sum_{j=1}^{k_{1\omega}} \tilde{h}_{1(j)} h_{1(j)} &= \sum_{j=1}^{k_{1\omega}} h_{1(j)}^2 + O_P\{\omega_1(n^{-1} \log d)^{1/2}\} \\ &= \omega_1 + O_P\{\omega_1/k_{1\omega} + \omega_1(n^{-1} \log d)^{1/2}\} \\ \text{and } \sum_{j=1}^{k_{1\omega} + r_1} \tilde{h}_{1(j)}^2 &= \sum_{j=1}^{k_{1\omega} + r_1} \{(\tilde{h}_{1(j)} - h_{1(j)})^2 + 2h_{1(j)} \tilde{h}_{1(j)} - h_{1(j)}^2\} \\ &= \omega_1 + O_P\{\omega_1/k_{1\omega} + \omega_1(n^{-1} \log d)^{1/2}\}. \end{aligned} \quad (\text{E.27})$$

From (E.23), it holds that $\max_{j \in [k_{1\omega} + r_1 + 1, d]} \tilde{h}_{1(j)}^2 < h_{o1(k_{1\omega} + r_1)}^2 \{1 + o_P(1)\}$ with probability tending to 1. Then, if $\tilde{k}_{1\omega} \geq k_{1\omega} + r_1$, from (E.27), it holds that

$$\tilde{\mathbf{h}}_{1\omega}^T \mathbf{h}_{1\omega} = \sum_{j=1}^{k_{1\omega}} \tilde{h}_{1(j)} h_{1(j)} = \omega_1 + O_P\{\omega_1/k_{1\omega} + \omega_1(n^{-1} \log d)^{1/2}\}. \quad (\text{E.28})$$

Let $\mathcal{D}_\omega = \{j \mid \tilde{h}_{1\omega(j)} = 0 \text{ for } j = 1, \dots, k_{1\omega} + r_1\}$ and $\mathcal{G}_\omega = \{j \mid \tilde{h}_{1\omega(j)} = 0 \text{ for } j = 1, \dots, k_{1\omega}\}$. When $\tilde{k}_{1\omega} < k_{1\omega} + r_1$, from (E.23), we note that $\|\tilde{\mathbf{h}}_{1\omega}\|^2 + \sum_{j \in \mathcal{D}_\omega} \tilde{h}_{1(j)}^2 = \sum_{j=1}^{k_{1\omega} + r_1} \tilde{h}_{1(j)}^2$ with probability tending to 1. Then, if $\tilde{k}_{1\omega} < k_{1\omega} + r_1$, from (E.23), (E.26) and (E.27), we have that $\sum_{j \in \mathcal{G}_\omega} \tilde{h}_{1(j)}^2 \leq \sum_{j \in \mathcal{D}_\omega} \tilde{h}_{1(j)}^2 = \sum_{j=1}^{k_{1\omega} + r_1} \tilde{h}_{1(j)}^2 - \|\tilde{\mathbf{h}}_{1\omega}\|^2 = O_P\{\omega_1/k_{1\omega} + \omega_1(n^{-1} \log d)^{1/2}\}$ and $\sum_{j \in \mathcal{G}_\omega} \tilde{h}_{1(j)} h_{1(j)} = \sum_{j \in \mathcal{G}_\omega} \tilde{h}_{1(j)}^2 \{1 + o_P(1)\}$. Thus, if $\tilde{k}_{1\omega} < k_{1\omega} + r_1$, we have that

$$\begin{aligned} \tilde{\mathbf{h}}_{1\omega}^T \mathbf{h}_{1\omega} &= \sum_{j=1}^{k_{1\omega}} \tilde{h}_{1(j)} h_{1(j)} - \sum_{j \in \mathcal{G}_\omega} \tilde{h}_{1(j)} h_{1(j)} \\ &= \omega_1 + O_P\{\omega_1/k_{1\omega} + \omega_1(n^{-1} \log d)^{1/2}\}. \end{aligned} \quad (\text{E.29})$$

From (E.26), (E.28) and (E.29), we can conclude the result for $\tilde{\mathbf{h}}_{1\omega}$. As for $\tilde{\mathbf{h}}_{j\omega}$ with $j \geq 2$, we obtain the results similarly. It concludes the result of Theorem 2. \square

Proofs of Corollary A.1 and Proposition A.1. For Corollary A.1, from Theorem 1 and (E.1), under the conditions in Corollary A.1, we have that for $j = 1, \dots, m$, that $\|\tilde{\boldsymbol{\beta}}_j - \boldsymbol{\beta}_j\|^2/\lambda_j = v_j \|\tilde{\mathbf{h}}_{j*}\|^2 + 1 - 2v_j^{1/2} \tilde{\mathbf{h}}_{j*}^T \mathbf{h}_j + O_P(n^{-1})$ as $d \rightarrow \infty$ and $n \rightarrow \infty$. Then, by noting that $v_j^{1/2} = 1/2 + v_j/2 + O_P(n^{-1})$, from Theorem 1, we can conclude the result in Corollary A.1.

For Proposition A.1, from Proposition 2 and (E.1), under (A-i) and (C-i), it holds for $j = 1, \dots, m$, that

$$\begin{aligned} \hat{\lambda}_j^{1/2} \hat{\mathbf{h}}_j^T \mathbf{h}_j &= \tilde{\lambda}_j^{1/2} \tilde{\mathbf{h}}_j^T \mathbf{h}_j = \lambda_j^{1/2} \{v_j^{1/2} + O_P(n^{-1})\} \\ &= \lambda_j^{1/2} \{1/2 + v_j/2 + O_P(n^{-1})\}. \end{aligned} \quad (\text{E.30})$$

Then, from Proposition C.1, we can conclude the result in Proposition A.1. \square

Proofs of Theorem A.1 and Proposition A.2. We first consider the proof of Theorem A.1. From Theorem 1, (E.1) and (E.16), under the conditions in Theorem A.1, we have that for $j = 1, \dots, m$, that $\|\tilde{\boldsymbol{\beta}}_j \tilde{\boldsymbol{\beta}}_j^T - \boldsymbol{\beta}_j \boldsymbol{\beta}_j^T\|_F^2 =$

$\lambda_j^2\{1 + 2(v_j - 1) + O_P(n^{-1} + \lambda_j^{-1})\} + \lambda_j^2 - 2\lambda_j^2\{v_j + O_P(n^{-1} \log d + \psi_j)\} = \lambda_j^2 \times \{O_P(n^{-1} \log d + \psi_j + \lambda_j^{-1})\}$ as $d \rightarrow \infty$ and $n \rightarrow \infty$. Then, from Corollary 1 and (E.1), we can conclude the result in Theorem A.1.

For Proposition A.2, from Proposition C.1 and (E.30), under (A-i) and (C-i), we have for $j = 1, \dots, m$, that $\|\hat{\beta}_j \hat{\beta}_j^T - \beta_j \beta_j^T\|_F^2 = 2\{1 + o_P(1)\}\delta\lambda_j + \delta^2 + O_P(\lambda_j^2 n^{-1})$. Here, from (E.2) and (E.3), it holds that $\hat{\lambda}_j^{1/2} \hat{\mathbf{h}}_j^T \mathbf{h}_{j'} = \lambda_j^{1/2} \mathbf{u}_{j'}^T \hat{\mathbf{u}}_j = O_P(\lambda_j^{1/2}/n^{1/2})$. Thus, we can conclude the result in Proposition A.2. \square

References

- Aoshima, M. and Yata, K. (2018). Two-sample tests for high-dimension, strongly spiked eigenvalue models. *Statist. Sinica* **28**, 43-62.
- de la Peña, V.H., Lai, T.L., and Shao, Q.M. (2009). Self-Normalized Processes. Springer-Verlag, Berlin.
- Fan, J., Liao, Y., and Mincheva, M. (2013). Large covariance estimation by thresholding principal orthogonal complements. *Journal of the Royal Statistical Society: Series B* **75**, 603-680.
- Yata, K. and Aoshima, M. (2012). Effective PCA for high-dimension, low-sample-size data with noise reduction via geometric representations. *J. Multivariate Anal.* **105**, 193-215.