

Minimum Link Fencing

Sujoy Bhore ✉ 🏠 

Department of Computer Science & Engineering, Indian Institute of Technology Bombay, India.

Fabian Klute ✉ 🏠 

Department of Information and Computing Sciences, Utrecht University, Netherlands

Maarten Löffler ✉ 🏠

Department of Information and Computing Sciences, Utrecht University, Netherlands

Martin Nöllenburg ✉ 🏠 

Algorithms and Complexity Group, TU Wien, Austria

Soeren Terziadis ✉ 🏠 

Algorithms and Complexity Group, TU Wien, Austria

Anaïs Villedieu ✉ 🏠 

Algorithms and Complexity Group, TU Wien, Austria

Abstract

We study a variant of the geometric multicut problem, where we are given a set \mathcal{P} of colored and pairwise interior-disjoint polygons in the plane. The objective is to compute a set of simple closed polygon boundaries (*fences*) that separate the polygons in such a way that any two polygons that are enclosed by the same fence have the same color, and the total number of links of all fences is minimized. We call this the *minimum link fencing* (MLF) problem and consider the natural case of *bounded minimum link fencing* (BMLF), where \mathcal{P} contains a polygon Q that is unbounded in all directions and can be seen as an outer polygon. We show that BMLF is NP-hard in general and that it is XP-time solvable when each fence contains at most two polygons and the number of segments per fence is the parameter. Finally, we present an $O(n \log n)$ -time algorithm for the case that the convex hull of $\mathcal{P} \setminus \{Q\}$ does not intersect Q .

2012 ACM Subject Classification Theory of computation \rightarrow Computational geometry

Keywords and phrases computational geometry, polygon nesting, polygon separation

Funding *Fabian Klute*: Supported by the Netherlands Organisation for Scientific Research (NWO) under project no. 612.001.651 and the Austrian Science Foundation (FWF) grant J4510.

Anaïs Villedieu: Supported by the Austrian Science Fund (FWF) under grant P31119.

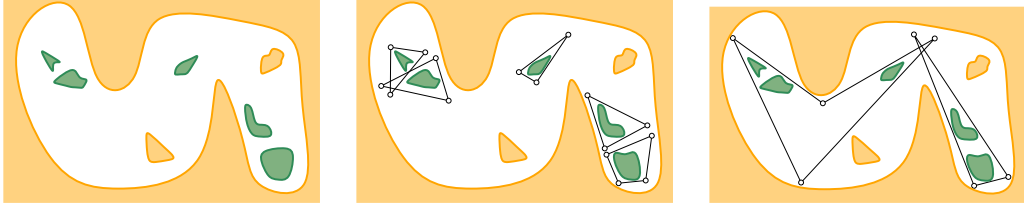
Acknowledgements The authors would like to thank Thekla Hamm and Irene Parada for the valuable discussion in particular concerning the XP results of Section 3.

1 Introduction

In the *geometric multicut* problem [2], we are given κ disjoint sets of polygons in the plane, each with a different *color*, and are asked for a subdivision of the plane such that no cell of the subdivision contains multiple colors. The goal is to minimize the total length of the subdivision edges.

A different kind of separation is achieved in the *polygon nesting* problem [4], where for two polygons P and Q with $P \subset Q$ one asks for a polygon P' with the smallest number of links, s.t. $P \subset P' \subset Q$. There exists a series of work that addressed the algorithmic complexity of nesting problems for various polygon families [4, 5, 9, 12, 13]. See Section 1.2 for more detail.

In this paper, we consider a variant of geometric multicut inspired by polygon nesting, where we separate the sets from each other with a set of closed polygon boundaries called *fences*, which enclose only polygons of one color and have the smallest possible number of



■ **Figure 1** Two sets of polygons in the plane (left) with different colors (green and yellow). The yellow set effectively acts as an outer polygon with holes. Separating the two sets with, possibly intersecting, individual fences (middle) can lead to significantly more links in the fences (here 16) than grouping same-colored polygons (right), which achieves this with just seven links.

links. If one or more sets are not connected, we need to solve the combinatorial problem of choosing which polygons should be grouped in each fence. Figure 1 illustrates the problem. Some variants of the fencing problem already become NP-hard for point objects with two colors, e.g., if we require the fence to be a single closed curve [6].

In this paper, we assume the input sets are collections of polygons, one color covers the plane minus a single polygonal hole (the outer polygon, a parallel to polygon nesting), and we will focus on the case $\kappa = 2$ of two colors. We use n to denote the total number of corners of the input polygons. Even in this simple setting the problem turns out to be non-trivial. If both sets are connected, then the problem is equivalent to finding a minimal *nested* polygon, which can be solved in $O(n \log n)$ time [3]. If both sets are not connected we show this problem to be NP-hard in Section 2. Note the contrast to the geometric multicut problem, which is polynomially solvable for $\kappa = 2$ [1] but becomes NP-hard when $\kappa = 3$ [2]. In Section 3 we show that, when restricting every fence to contain at most two polygons, the problem admits an XP-algorithm when parameterized by the maximal number of segments per fence, a result which holds for any κ . Finally, in Section 4, we show that the problem is polynomial-time solvable if the convex hull of the second color (the *inner polygons*) is contained in the outer polygon and the first color is connected.

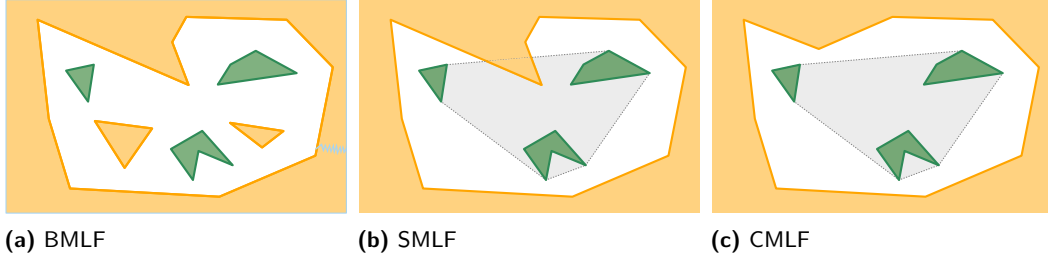
1.1 Problem Definition

Throughout this paper we consider polygons in \mathbb{R}^2 without self-intersections but potentially with holes. Moreover, we consider a polygon as the boundary together with its interior, unless stated otherwise. We consider the following problem.

► **Definition 1** (Minimum Link Fencing (MLF)). *We are given n pairwise interior-disjoint polygons $\mathcal{P} = \{P_1, \dots, P_{|\mathcal{P}|}\}$ in the plane, with a coloring function $f : \mathcal{P} \rightarrow \{1, \dots, \kappa\}$, which assigns a color to every input polygon. We write $\mathcal{P}_i = \{P \mid f(P) = i\}$. We want to find a set of simple closed polygon boundaries $\mathcal{F} = \{F_1, \dots, F_m\}$ such that the total number of links $|F|$ on the boundary of $F = \bigcup_{i=1}^m F_i$ is minimized and if two polygons P_a and P_b are enclosed by the same fence or are both in $\mathbb{R}^2 \setminus \bigcup_{i=1}^m \overline{F_i}$, where $\overline{F_i}$ is the polygon bounded by F_i , then $f(P_a) = f(P_b)$. We call F_i a fence and \mathcal{F} a minimum link fencing of \mathcal{P} .*

Note the important difference in Definition 1 between \mathcal{F} , which is the set of all fences of a solution, and F , which is the union over all fences, i.e., one (possibly disconnected) polygon. Thus $|\mathcal{F}|$ is the number of fences and $|F|$ is the number of all segments in these fences.

Throughout the paper we refer to $\mathbb{R}^2 \setminus \bigcup_{i=1}^{|\mathcal{P}|} P_i$ as the *free space* (between polygons). We refer to \mathcal{P} , which contains polygons of κ different colors, as κ -colored and to the problem setting as the κ -colored problem. We consider several problem variations.



■ **Figure 2** Different problem inputs corresponding to (a) BMLF, (b) SMLF and (c) CMLF. In (b) and (c) the convex hull of all input polygons indicated in gray.

If there exists a polygon $Q \in \mathcal{P}$ which is unbounded in every direction, i.e. $\mathbb{R}^2 \setminus Q$ is finite, this polygon Q effectively acts as an outer boundary. In this case we call the problem Bounded Minimum Link Fencing (BMLF). We denote the polygon Q as the *outer polygon*. As a consequence, the size of the outer polygon automatically bounds the length of any link in a fence. Else, in general, one fence could contain a very long link, while retaining small complexity when counting the number of links only. Note that Q can be emulated in an instance of Minimum Link Fencing, by adding a large rectangular polygon $P_c \setminus (\mathbb{R}^2 \setminus Q)$, i.e., a large rectangle, of which the area, which did not belong to Q is cut out (light blue channel in Figure 2a). If Q is the only polygon of its color $f(Q)$ we call this setting Simply Bounded Minimum Link Fencing (SMLF). Moreover, if in an instance of SMLF we have $CH(\bigcup_{i=1}^{\kappa} \mathcal{P}_i \setminus Q) \subset \mathbb{R}^2 \setminus Q$, i.e., the convex hull of all input polygons except Q does not intersect Q , we speak of Convex Bounded Minimum Link Fencing (CMLF). The differences are illustrated in Figure 2.

1.2 Related Work.

Despite the fact that the problem is natural and fundamental, little previous work exists. The problem of *enclosing* a set of objects by a shortest system of fences has recently been considered with a single set B_1 [1]. The task is to “enclose” the components of B_1 by a shortest system of fences. This can be formulated as a special case of our problem with $\kappa = 2$ colors: We add an additional set B_2 , far away from B_1 and large enough so that it is never optimal to surround B_2 . Thus, we have to enclose all components of B_1 and separate them from the unbounded region. In this setting, there will be no nested fences. Abrahamsen et al. [1] gave an $O(n \text{ polylog } n)$ -time algorithm for inputs that consist of n unit disks.

Some variations with additional constraints on the fence become NP-hard already for point objects with two colors. For example, if we require the fence to be a single closed curve, it has been observed by Eades and Rappaport [6] already in 1993 that one can model the Euclidean Traveling Salesman Problem of computing the shortest tour through a given set of sites by placing two tiny objects of opposite color next to each site. If we require the fence to be connected, the same construction will lead to the Euclidean Steiner Tree Problem, which was shown to be NP-hard by Garey et al. in 1977 [8].

Polygon Nesting & Separation. Polygon nesting is considered to be a fundamental problem in computational geometry, and has been extensively studied since its inception. Aggarwal et al. [4] considered the problem of finding a polygon nested between two given convex polygons that has a minimal number of vertices. They gave an $O(n \log k)$ time algorithm for solving the problem, where n is the total number of vertices of the given polygons, and k is the number of vertices of a minimal nested polygon. Das [5] considered

a variant of MLF in his thesis, which restricts every fence to enclose exactly one polygon, and showed that the problem is NP-hard. Given a polygon Q of m vertices inside another polygon P of n vertices, Ghosh [9] gave an $O((n+m) \log k)$ time algorithm for constructing a minimum nested convex polygon, where k is the number of vertices of the output polygon, improving upon the $O((n+m) \log(n+m))$ time algorithm of Wang and Chan [14]. However, on the other hand, given a family of disjoint polygons P_1, P_2, \dots, P_k in the plane, and an integer parameter m , it is NP-complete to decide if the P_i 's can be pairwise separated by a polygonal family with at most m edges. Mitchell and Suri [12] presented efficient approximation algorithms for constructing separating families of near-optimal size.

Full proofs of statements marked by (\star) are found in the Appendix.

2 Two-colored BMLF is NP-hard

In this section we will call polygons of color 1 *boundary polygons* and polygons of color 2 *inner polygons*. An instance of planar 3,4-SAT consists of a Boolean CNF-formula ϕ with a set of variables $\mathcal{V} = \{v_1, \dots, v_n\}$ and a set of clauses $\mathcal{C} \subset 2^{\mathcal{V}}$, s.t. every clause is a disjunction of three literals and every variable occurs at most four times as a literal in a clause. Additionally, we are given the embedded plane incidence graph $G_\phi = (\mathcal{V} \cup \mathcal{C}, E)$, where $E = \{vc \mid v \in \mathcal{V}, c \in \mathcal{C}, v \text{ occurs as a literal in } c\}$. It is known that deciding if a 3,4-SAT-formula has a satisfying assignment is NP-complete [11].

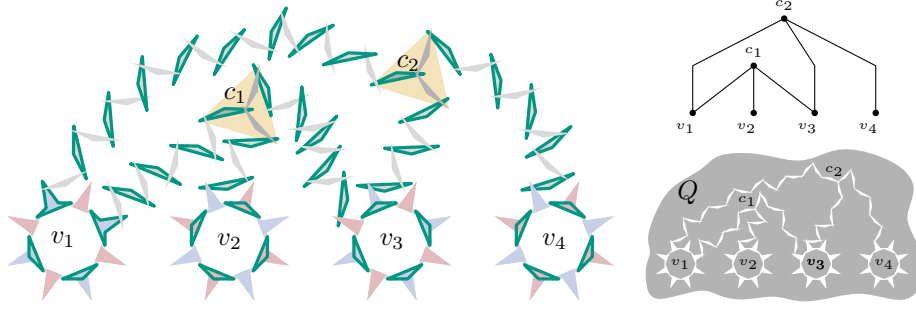
Given an instance of planar 3,4-SAT we create an instance of 2-colored BMLF \mathcal{P} , emulating the shape of G_ϕ with one unbounded outer polygon Q and multiple boundary polygons of the same color $f(Q) = 1$ (Figure 3), s.t. ϕ is satisfiable if and only if there exists a minimum link fencing for \mathcal{P} with at most a certain fixed number of total segments.

Note that each gadget is described as a basic construction of gray polygons, in which inner polygons are placed. This is possible, because we will invert all gray polygons at the end of the reduction, s.t. the area of their union makes up exactly the actual free space of our entire construction, see Figure 3. Stating that fences are computed inside the gray polygons should be understood as fences being placed in the free space between polygons. Throughout this reduction we distinguish fences based on the inner polygons they include. We call two fences F and F' *congruent*, if and only if they enclose the same set of inner polygons. We call two fencings \mathcal{F} and \mathcal{F}' *congruent* if there is a bijective mapping $f : \mathcal{F} \rightarrow \mathcal{F}'$, s.t., every $F \in \mathcal{F}$ is congruent to $f(F) \in \mathcal{F}'$.

Let \mathcal{P} be an instance of BMLF and S_1, S_2 , and S_3 disjoint connected subsets of $\mathbb{R}^2 \setminus \cup_{P \in \mathcal{P}} P$. We call the ordered set $\mathcal{S} = \{S_1, S_2, S_3\}$ a *non-collinear triple* if there are no three points $p_1 \in S_1$, $p_2 \in S_2$, and $p_3 \in S_3$ such that the straight-line segment s from p_1 to p_3 contains p_2 and s lies completely inside $\mathbb{R}^2 \setminus \cup_{P \in \mathcal{P}} P$. The choice of S_2 only matters if there exists a straight-line segment in $\mathbb{R}^2 \setminus \cup_{P \in \mathcal{P}} P$ connecting points in S_1 and S_3 . Therefore we can often omit S_2 from the description of the triple or assume it as arbitrarily chosen. We call S_2 the *bend-set* of \mathcal{S} . Let \mathcal{F} be a fencing of \mathcal{P} , and S_1, S_2 , and S_3 a non-collinear triple. We say a fence $F \in \mathcal{F}$ *crosses* the triple $\{S_1, S_2, S_3\}$ if the boundary of F contains at least one point p_i from each set S_i for $i = 1, 2, 3$ and there is a cyclic traversal of the boundary of F in which we see first p_1 , then p_2 and finally p_3 . We write $]S_1, S_3[$ to denote the part of the boundary of F that lies in between p_1 and p_3 and contains p_2 .

► **Observation 2.** *Any fence in a fencing for an instance of BMLF crossing a non-collinear triple $\{S_1, S_2, S_3\}$ contains at least one bend in the interval $]S_1, S_3[$.*

For $t > 0$ let $\mathcal{S}_1, \dots, \mathcal{S}_t$ be non-collinear triples that are crossed by a fence F of a fencing



■ **Figure 3** A (schematized) complete construction for a small instance $(v_1 \vee v_2 \vee \neg v_3) \wedge (v_1 \vee v_3 \vee v_4)$. The incidence graph is shown in the top right. Fences are highlighted in green. Also note that the boundary polygons make up most of the available area including an unbounded outer polygon Q as shown in the bottom right corner. For better readability, we will invert these colors in all subsequent figures.

\mathcal{F} for some instance of BMLF. Let $\mathcal{S}_i = \{S_j, S_{j+1}, S_{j+2}\}$ for $i = 1, \dots, t$ and $j = 3(i-1) + 1$. We say that the triples are crossed by F *in-order* if there exist points p_i on F such that p_i is in the bend-set of \mathcal{S}_i and there exists a cyclic traversal of F in which we see the points p_i in order of their indices. Without loss of generality we will assume throughout that when F crosses $\mathcal{S}_1, \dots, \mathcal{S}_t$ in-order it always crosses for some \mathcal{S}_i first the set \mathcal{S}_i , then the bend-set \mathcal{S}_{i+1} , and finally \mathcal{S}_{i+2} . We write $]S_a, S_b[$ with $a < b$ and $a = 1, \dots, 3t-1$ for the part of the boundary of F that lies between a point $p_a \in S_a$ and $p_b \in S_b$ such that there exist points p_a, \dots, p_b with $p_i \in S_i$ that we see in this order in a cyclic traversal of F . For a segment s of F we say it is *completely* contained in $]S_a, S_b[$ if the start- and endpoint of s are contained in $]S_a, S_b[$ for any choice of points p_a and p_b .

We say two non-collinear triples $\mathcal{S} = \{S_1, S_2, S_3\}$ and $\mathcal{S}' = \{S'_1, S'_2, S'_3\}$ are *non-overlapping* if there exist no two segments that intersect all six elements of $\mathcal{S} \cup \mathcal{S}'$ in order $S_1, S_2, S_3, S'_1, S'_2, S'_3$. In other words we require at least three different straight-line segments to connect a point $p_1 \in S_1$ with a point $p_6 \in S'_3$ and containing points $p_2 \in S_2$, $p_3 \in S_3$, $p_4 \in S'_1$, and $p_5 \in S'_2$ in order of their indices. Observe that by this definition the non-collinear triples $\{S_1, S_2, S_3\}$ and its reverse $\{S_3, S_2, S_1\}$ are non-overlapping. For a sequence of non-collinear triples $\mathcal{S}_1, \dots, \mathcal{S}_t$ we say that the triples are non-overlapping if \mathcal{S}_i is non-overlapping with \mathcal{S}_{i+1} for $i = 1, \dots, t-1 \bmod t$.

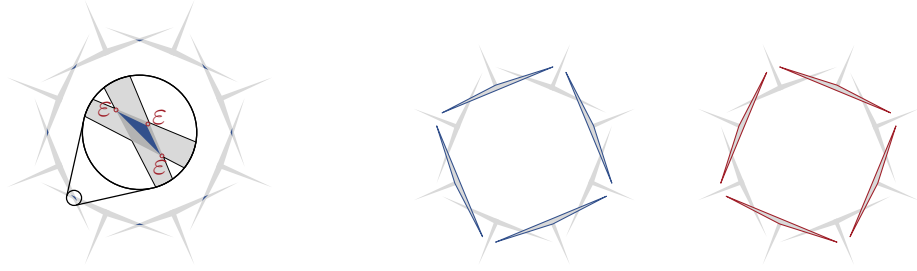
Observation 2 together with the definition of non-overlapping gives the following.

► **Observation 3.** Any fence in a fencing for an instance of BMLF crossing $t > 0$ non-overlapping non-collinear triples $\mathcal{S}_i = \{S_j, S_{j+1}, S_{j+2}\}$ for $i = 1, \dots, t$ and $j = 3(i-1) + 1$ in-order contains at least t bends and therefore at least $t-1$ complete straight-line segments in the interval $]S_1, S_{3t}[$.

We can now show a lower bound for the number of links a minimum-link fence uses in any solution of a BMLF instance. The lower bound essentially follows from Observation 3 after observing that the segment closing the fence can never reuse one of the $t-1$ segments that lie completely inside the sequence of non-collinear triples.

► **Lemma 4.** Let \mathcal{P} be an instance of BMLF and \mathcal{F} a minimum-link fencing for \mathcal{P} , then any fence $F \in \mathcal{F}$ that crosses $t > 0$ non-overlapping non-collinear triples in-order consists of at least t straight-line segments.

Proof. By Observation 3 the fence F has at least $t-1$ straight-line segments. Assume F has also exactly $t-1$ segments. Let $\mathcal{S}_1, \dots, \mathcal{S}_t$ be the non-overlapping non-collinear triples



(a) Variable gadget construction with ε -gaps. (b) Fencing for *true*-state. (c) Fencing for *false*-state.

■ **Figure 4** The variable gadget and its two possible fencings.

and S_1, \dots, S_{3t} be the sets of the non-collinear triple in the order in which F crosses them as above. Since F is a simple polygon there exists a polygonal chain C starting at some point in S_{3t} and ending at some point in S_1 . By Observation 3 there are $t - 1$ straight-line segments which are completely contained in $]S_1, S_{3t}[$ which implies that C must consist of segments that are also completely contained in $]S_1, S_{3t}[$.

Now, we charge every of the $t - 1$ segments to the piece of F that connects for each S_i with $i = 1, \dots, t - 1$ some point in S_{i+1} with some point in S_{i+2} . Since the triples are non-overlapping each such connection also requires a distinct segment. Then, for the connection of S_{3t-1} and S_{3t} we require at least one more segment. Let s be the segment charged to the connection of S_{3t-4} to S_{3t-3} . If we could extend this segment to also intersect S_{3t} we would violate that S_{t-1} and S_t are non-overlapping. Symmetrically for the segment charged to S_2 and S_3 . Consequently, we require at least one more segment. ◀

2.1 Variable gadget

Every variable gadget consists of eight *T-polygons* (two per clause in which the variable can occur). Figure 4a illustrates the construction; T-polygons are marked in gray. Every T-polygon has an isosceles triangle as the *arm* of the T (the horizontal part of the T shape) and a *spike* (alternatively called a *true spike* and a *false spike*) protruding from the arm and two consecutive polygons overlap at the end of their arms. For every variable $v \in \mathcal{V}$, we construct a variable gadget $\mathcal{G}(v)$ as a circular arrangement of eight overlapping T-polygons.

For every pair of overlapping T-polygons A and B , we place an inner polygon P , s.t. $P \subset A \cap B$. Let us fix some A , B , and P as above, then we place P such that its three corner points have only a very small distance $\varepsilon > 0$ to some corner point of $A \cap B$. All three ε -length segments between a corner point of P and the closest corner point of $A \cap B$ have to be crossed by every fence enclosing P .

Crucially, the variable gadget has only two minimum link fencings. These two states are shown in Figure 4. We associate the one shown in Figure 4b to the variable gadget encoding the value *true* and the one shown in Figure 4c to encoding *false*.

► **Lemma 5.** *There are exactly two minimum link fencings \mathcal{F}_t and \mathcal{F}_f of the variable gadget, both of which will enclose only triangles in the same T-polygon with each fence, resulting in a fencing with 12 links for the whole variable gadget, s.t. every other minimum link fencing is congruent to either \mathcal{F}_t or \mathcal{F}_f .*

Proof. To prove this lemma, we will first number the eight inner polygons of the variable gadget A_1, \dots, A_8 . Any fence inside the variable gadget can include any combination of k inner polygons. We will prove this lemma, by enumerating for every $k \in \{1, 8\}$ all possible

(non-symmetric) combinations of including these inner polygons; Note that technically a fence is allowed to include non-consecutive inner polygons. Note that any fence has to consist of at least 3 segments and clearly every inner polygon of $\mathcal{G}(v)$ can be fenced alone with 3 segments. For any possible fence including multiple inner polygons, we show the existence of a certain number of non-overlapping non-collinear triples, which provide a lower bound on the number of segments for such a fence. All triples and the resulting lower bounds on the number of segments in fencings including all possible combinations of 2 to 8 inner polygons are shown in Appendix B. Enumeration shows that a fence F including k inner polygons, has the minimum amount of segments, if and only if the indices of the contained inner polygons are consecutive (assuming A_8 and A_1 to be consecutive). In particular, such a fence including 2, 3, 4, 5, 6, 7 or 8 inner polygons, requires (and can be realized with) 3, 6, 8, 11, 13, 16 and 18 segments, respectively.

First observe that there are exactly two minimum link fencings, which include exactly two neighboring inner polygons in one fence, both consisting of 12 segments total, both are shown in Figures 4b and 4c. We can therefore exclude any fence including six or more inner polygons, since they clearly require more segments by themselves, which immediately eliminates the possibility of including 6 or more inner polygons in one fence. Any fence including five inner polygons requires at least 11 segments and at least one additional fence is needed, which increases the segment count to at least 14. Any fence including four inner polygons requires at least 8 segments. If the remaining four segments are fenced together, we require at least 16 segments. If they include a group of three polygons, we require at least 14 segments. If two remaining polygons are grouped, we require 11 segments, but at least one more fence (14 segments in total) are needed and if all remaining polygons are fenced alone, we need 20 segments in total.

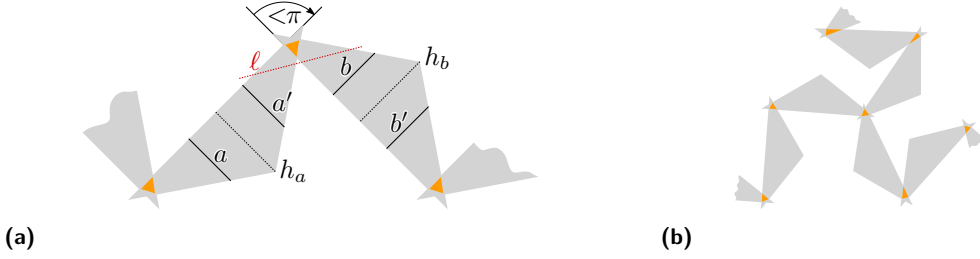
Next if three segments are fenced together, we require 6 segments and have five inner polygons left. We already know that no fence including four or more segments can be part of a minimum link fencing. If three of the remaining five polygons are grouped we arrive at a total of at least 12 segments, with at least one more fence needed. If at most two polygons are grouped, we need at least three more fences and arrive at a total of at least 15 segments.

Finally, polygons could be fenced individually. Clearly there must be an even number of individually fenced polygons. If all eight polygons are fenced alone, we reach at least 24 segments, for six inner polygons fenced alone we get 18 segments, four individually fenced polygons lead to 12 with at least one more fence needed. Two inner polygons being fenced alone require at least 6 segments, with at least three more fences needed for the six left over polygons, which require at least 9 segments leading to a total of 15 segments.

Therefore only two minimum link fencings exist, which require exactly 12 segments, and they group two neighboring inner polygons pairwise. We call the fencing, which groups inner polygons, which are both contained in a gray triangle with a true spike \mathcal{F}_t and the other \mathcal{F}_f . ◀

2.2 Clause gadget

For every clause $c \in \mathcal{C}$ in which three variables v_1, v_2, v_3 occur either as a positive or a negative literal, we create a clause gadget $\mathcal{G}(c)$. A clause gadget consists of three chains of an even number of gray triangles. These triangles are placed s.t. their hypotenuses intersect at an angle of at most π as shown in Figure 5a. The triangles are sufficiently long and thin, s.t., we can define two sets in every gray triangle (one to either side of the central line), s.t., the second set a' of the i -th triangle and the first set b of the $(i + 1)$ -th triangle form a non-collinear triple. By construction the non-collinear triple between the $(i - 1)$ -th and the



■ **Figure 5** Wires are constructed from consecutive gray triangles places such that two consecutive triangles always contain a non-collinear triple, which are pairwise non-overlapping.

i -th triangle and the one between the i -th and the $(i + 1)$ -th triangle are non-overlapping.

We place the three chains such that the three first triangles of the chains have a common intersection. Moreover, they intersect in such a way that their hypotenuses pairwise form $\frac{2\pi}{3}$ angles (Figure 5b). The last gray triangle of the first, second and third chain intersect a spike of $\mathcal{G}(v_1)$, $\mathcal{G}(v_2)$ and $\mathcal{G}(v_3)$, respectively. They intersect a true or false spike if the variable occurs as a positive or negative literal, respectively. We refer to each chain of gray polygons as a *wire*. The *length* of a wire is the number of gray triangles in its corresponding chain.

Let W_1 , W_2 , and W_3 be the wires of a clause gadget $\mathcal{G}(c)$ for clause c , where W_i intersects the spike of $\mathcal{G}(v_i)$ for $i \in \{1, 2, 3\}$. We place an inner triangle, denoted the *clause triangle* B_c of $\mathcal{G}(c)$, in the overlap of W_1 , W_2 , and W_3 . Moreover, for wire W_i with gray triangles T_j^i we place inner triangles B_j^i in the overlap of the j -th and $(j + 1)$ -th gray triangle of the respective wire and a final triangle in the intersection with the spike of $\mathcal{G}(v_i)$. In the following we write T_1, \dots, T_k for the gray triangles and B_1, \dots, B_k for the inner polygons of one wire W_i , if i is clear from the context. Hence, inner triangle B_i is contained in the gray triangles T_i and T_{i+1} and gray triangle T_i for $i > 1$ contains the inner triangles B_i and B_{i+1} .

Let B_1, \dots, B_k be the inner polygons of a wire and F a fence containing B_i and B_j for some $i < j - 1$ and $i = 1, \dots, k - 2$ but not B_z for $i < z < j$, then we say F *bypasses* B_z . For indices $1 \leq i_1 < i_2 < j_1 < j_2 \leq k$, we say two fences F_1 and F_2 containing some polygons of the wire *interleave* if B_{i_1} and B_{j_1} are in F_1 and F_1 bypasses B_{i_2} as well as B_{i_2} and B_{j_2} are in F_2 and F_1 bypasses B_{j_1} .

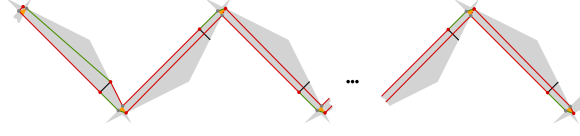
Let F be a fence of a minimum link fencing \mathcal{F} for a clause gadget $\mathcal{G}(c)$. Let s be a segment contained in the union of the gray triangles that form $\mathcal{G}(c)$ such that F crosses s in two points p and q . Then *splitting* F at s means the following. Delete F in an ε -region around p and q this creates two polygonal-chains, say F' and F'' with endpoints p' and q' on one side of s and p'' and q'' on the other. Connect p' with q' and p'' with q'' to form the two new fences F' and F'' . Clearly, $|F'| + |F''| = |F| + 2$.

One isolated wire

For the following we fix an arbitrary clause c . Let $\mathcal{G}(c)$ be the clause gadget of c and W one of the wires of $\mathcal{G}(c)$ with inner polygons B_1, \dots, B_k . We denote as *isolated wire* the gray triangles of the chain of W that do not contain the clause triangle.

We are interested in how a minimum link fencing of an isolated wire looks like. Crucially, we first show that a fence of a minimum link fencing of an isolated wire cannot bypass any inner polygon of an inner polygon.

► **Lemma 6** (*). *A minimum link fence \mathcal{F} of an isolated wire W of $\mathcal{G}(c)$ does not contain a fence $F \in \mathcal{F}$ such that F bypasses an inner polygon B_i with $i \in \{2, \dots, k - 1\}$ of W .*



■ **Figure 6** Non-collinear triples in a fence including a series of consecutive inner polygons.

In the following we are going to bound the number of consecutive polygons that are contained in one minimum link fence of an isolated wire. We compare this then to a fence containing all inner polygons of an isolated wire. Such a fence, by construction, contains $2z$ non-collinear triples and hence requires $2z$ segments by Lemma 4. Figure 6 shows these triples. Constructing such a fence is straight-forward by following these non-collinear triples. The following lemma summarizes this statement.

► **Lemma 7.** *Let \mathcal{F} be a minimum link fencing of an isolated wire W of $\mathcal{G}(c)$, any fence $F \in \mathcal{F}$ that contains $z > 2$ consecutive inner polygons of W has at least $2z$ segments and such a fence exists.*

► **Lemma 8.** *Let \mathcal{F} be a minimum link fencing of an isolated wire W of $\mathcal{G}(c)$, then every fence of \mathcal{F} contains at most three consecutive inner polygons.*

Proof. Let B_1, \dots, B_k be the inner polygons of W . By Lemma 6 we can assume that the inner polygons of W contained in F are consecutive in the sequence of inner polygons. Let $F \in \mathcal{F}$ be a fence containing $z > 3$ inner polygons of W .

By Lemma 7 we know that F consists of $2z$ segments. We replace F with a fence F_1 including the two first polygons included in F and a fence F_2 including all $z - 2$ following inner polygons. Again by Lemma 7 it follows that $|F_2| = 2z - 4$ and it holds that $|F_1| = 3$. In sum, we get that $|F_1| + |F_2| = 2z - 4 + 3 = 2z - 1 \leq |F|$, a contradiction. ◀

Lemmas 7 and 8 now lead to a characterization of minimum link fences of isolated wires.

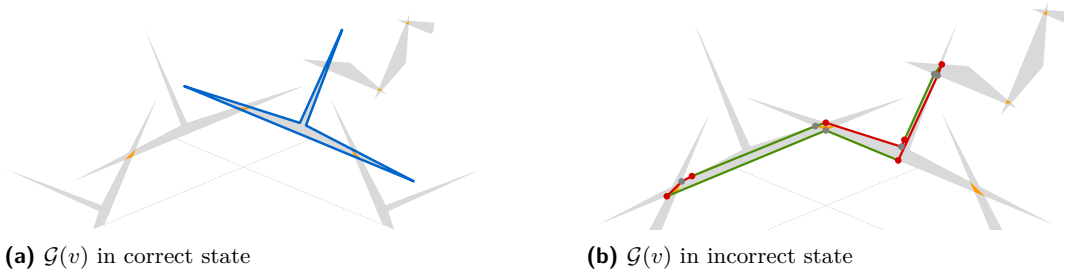
► **Lemma 9 (*)**. *Let \mathcal{F} be a minimum link fencing of an isolated wire W of $\mathcal{G}(c)$ with k inner polygons, then \mathcal{F} has in total $3k/2$ segments and $F \in \mathcal{F}$ contains exactly two consecutive inner polygons B_i and B_{i+1} for i odd.*

Integrating the clause triangle

So far we only considered one arbitrary isolated wire of $\mathcal{G}(c)$. To put things together we need to consider the interaction of the three wires of $\mathcal{G}(c)$. Specifically, we need to show that no fence in a minimum link fencing of $\mathcal{G}(c)$ contains inner polygons from two different wires.

We extend the definition of bypassing an inner polygon of a wire to a whole clause gadget. Let F be a fence for $\mathcal{G}(c)$, then F *bypasses* an inner polygon B_j^i of wire W_i of $\mathcal{G}(c)$ if F contains the clause triangle B_c or some inner polygon of a wire $W_{i'}$ with $i' \neq i$ and F contains B_l^i for wire W_i with $l > j$. We say F *bypasses* the clause triangle of $\mathcal{G}(c)$ if F contains inner polygons of at least two different wires of $\mathcal{G}(c)$ but not the clause triangle B_c of $\mathcal{G}(c)$.

As for an isolated wire we can show that no inner polygon for a whole clause gadget can be bypassed. This can be seen after observing that no fence can bypass the inner polygons of an isolated wire without violating Lemma 6. The remainder of the proof is then a careful case enumeration, see Appendix A.2.



■ **Figure 7** If $\mathcal{G}(v)$ is in the correct truth state (a) inclusion of the first inner polygon of $\mathcal{G}(v, c)$ induces an additional cost of two links, otherwise (b) the additional cost is at least three.

► **Lemma 10** (*). *Let \mathcal{F} be a minimum link fencing of $\mathcal{G}(c)$ and B_1, \dots, B_k the inner polygons of one of the wires of $\mathcal{G}(c)$. Then there is no fence $F \in \mathcal{F}$ that bypasses an inner polygon B_i with $i \in \{1, \dots, k-1\}$.*

Finally, we show that no minimum link fence of a clause gadget can ever fence two polygons that are in different wires. Again, this is shown essentially via a case enumeration that considers how a minimum link fence includes the first two to three polygons of each wire together with the clause triangle. In each case we can conclude that there exists a fence with fewer segments that in fact does not use the inner polygons of two distinct wires.

► **Lemma 11** (*). *Let \mathcal{F} be an optimal fencing of a clause gadget, then there exists no fence $F \in \mathcal{F}$, which includes inner polygons belonging to two different wires.*

We can now use Lemma 11 to argue that the clause triangle is only included in a fence together with inner polygons of at most one wire. We say that such a wire is in a *satisfying* state. The other two wires should therefore, by Lemma 9, only use fences including two inner polygons; leading to $\frac{3(k_a + k_b + k_c)}{2} + 3$ segments in total (k_a, k_b and k_c being the number of inner polygons in the wires). If we include the clause triangle in a fence of a wire, we get the same amount of segments, however, we can choose fences, s.t., the last inner polygon of the wire which fences the clause triangle, is fenced alone. This will be crucial in the argument of how the wires and therefore the clause gadget interacts with the variable gadget.

Interaction with the variable gadgets

It remains to describe the interaction between the variable and clause gadgets. Depending on the state of the variable gadget we can fence the last inner polygon of a wire in the fence of a variable gadget. We provide a fence with 5 segments (i.e., two additional ones) for the case, where the variable gadget is in the correct state and the existence of six non-collinear triples for the other case, see Figure 7.

► **Lemma 12.** *The last inner polygon of a wire can be included in a fence of the variable gadget, whose spike it is connected to for the cost of two additional segments if the variable gadget is in the correct state and at least three additional segments otherwise.*

Concluding the interaction between clause and variable gadget we show that given a variable gadget is in the correct state w.r.t. a clause gadget we can fence the inner polygons of the wires of a clause gadget using $3/2$ segments per polygon and adding only two segments to the fence of the variable gadget.

► **Lemma 13** (*). *If and only if at least one of the connected variable gadgets is in the correct state, the clause gadget can be fenced with a total of $\frac{3(k_a+k_b+k_c)}{2}$ segments plus two additional segments to a fence of the variable gadget, which is connected to the wire in the satisfying state.*

Correctness

It remains to argue the correctness of our reduction which then implies our main theorem.

► **Theorem 14** (*). *Two-colored BMLF is NP-hard even when restricting all fences to include at most three polygons.*

Proof sketch. For an instance ϕ of planar 3,4-SAT, we construct a variable gadget for every variable and connect the clause gadgets accordingly. By construction any fencing with $|\mathcal{V}| \cdot 12 + \sum_{c \in \mathcal{C}} (\frac{3(k^c)}{2} + 2)$ segments, requires one wire of every clause gadget to be in a satisfying state. The connected variable gadget is forced into the true or false state, depending on the connected spike. This implies a satisfying variable assignment for ϕ .

Conversely, since every variable is either true or false and for every clause there is a true literal, we can set all variable gadgets into the true or false state according to the assignment and are guaranteed to be able to put exactly one wire per clause gadget into a satisfying state for an additional cost of exactly two. ◀

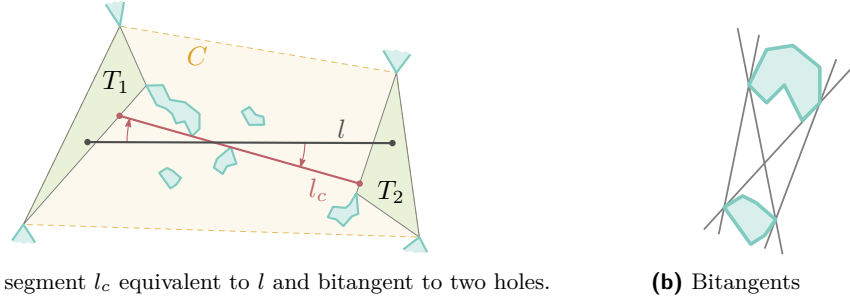
3 An XP-algorithm for BMLF with at most two polygons in each fence

In Section 2 we showed that BMLF is NP-hard when there are only two colors, each fence contains at most three polygons, and each fence consists of at most five links. In contrast, we are going to show in this section that BMLF can be solved in XP-time when parameterizing the problem by the maximum number of links in any fence and allowing at most two polygons per fence, i.e., the problem can be solved in polynomial-time when fixing the maximum number of links in any fence and restricting each fence to contain at most two polygons.

For our algorithm we make use of the following result derived from the work of Hershberger and Snoeyink [10]. It allows us to compute for a given *loop*, i.e., a closed polygonal curve, inside a polygon with holes, a minimum-link loop of the same homotopy in time $O(nk)$, where n is the complexity of the polygon and k is the size of the resulting fence.

► **Theorem 15** (Derived from Section 5.2 [10]). *Given a polygon P without self-intersections but potentially with holes of complexity n , an integer k , and a loop α lying in the interior of P with $O(nk)$ corners, we can decide in time $O(nk)$ if there exists a loop α' of the same homotopy-class as α with at most k links.*

► **Remark 1.** *It is worth noting that in the paper by Hershberger and Snoeyink [10] Theorem 15 is only stated in text. The runtime is given as $O(C_\alpha + \Delta_\alpha + \Delta_{\alpha'})$, where C_α is the complexity of α , the free space between polygons is assumed to be triangulated and Δ_α and $\Delta_{\alpha'}$ are the number of triangulation edges intersected by α and the fence α' , respectively. However an example of an instance with multiple obstacles is given, in which $\Delta_{\alpha'} \in \Omega(nk)$, where n is the number of corners over all polygons. Since in our scenario we can find a path α s.t. $C_\alpha \in O(nk)$ and $\Delta_\alpha \in O(nk)$, we can make the assumption that α' 's complexity is in $O(nk)$.*



(a) A splitting segment l_c equivalent to l and bitangent to two holes.

(b) Bitangents

■ **Figure 8 (a)** We can obtain the splitting segment l_c from a splitting segment l by rotating l clockwise until it is a bitangent to two holes. **(b)** Any pair of two polygons admits at most four bitangents, only one of which can not be rotated clockwise without intersecting one of the polygons.

Let P be a polygon without self-intersections. We denote with $\mathcal{T}_P = \{T_1, \dots, T_z\}$ a triangulation of P with triangles T_1, \dots, T_z . Note that we do not require any further properties of \mathcal{T}_P . If P is clear from the context we omit it and set $\mathcal{T} = \mathcal{T}_P$. Let $T_1, T_2 \in \mathcal{T}$ be two triangles and let l be a line segment with endpoints p and q such that $p \in T_1$ and $q \in T_2$. We call l a *splitting segment*. Consider Figure 8a for an example for T_1 and T_2 if l contains no points of $\mathbb{R}^2 \setminus P$. Intuitively, a splitting segment separates the holes that intersect the convex hull of $T_1 \cup T_2$ into two sets. Let \mathcal{H} be all the holes of P that intersect or are fully contained in the interior of the convex hull of $T_1 \cup T_2$. We say that a hole $H \in \mathcal{H}$ is to the *left (right)* of l if the from p to q oriented supporting line of l leaves H in the left (right) half-plane. We call two splitting segments of T_1 and T_2 *equivalent* if the same holes of \mathcal{H} are to their respective left and right. Segments which intersect holes are not splitting segments.

► **Lemma 16.** *Let P be a polygon without self-intersection, \mathcal{H} a set of holes and \mathcal{T} a triangulation of P . Then for every pair of triangles $T_1, T_2 \in \mathcal{T}$ with $T_1 \neq T_2$ there are at most $4|\mathcal{H}|^2$ different equivalence classes of splitting segments.*

Proof. Let $\mathcal{H}^\cap \subseteq \mathcal{H}$ be the set of holes, which intersect the joint convex hull C of T_1 and T_2 or are fully contained in it. Let l be a splitting segment with endpoints $p \in T_1$ and $q \in T_2$. Observe, that since l is completely contained in $C - \mathcal{H}$ we, by definition of equivalent splitting segments, can disregard any hole $H \notin \mathcal{H}^\cap$.

Let $l \in C$ be a splitting segment of T_1 and T_2 , which has a set $L \subseteq \mathcal{H}^\cap$ of holes to its left and a set $R \subseteq \mathcal{H}^\cap$ to its right. There exists another splitting segment l_c whose supporting line is a bitangent on two holes, say $H_L \in L$ and $H_R \in R$, such that l_c has also L to its left and R to its right. We obtain the splitting segment l_c from l by rotating l first around its center point until it touches either H_L or H_R in a point r and then continue to rotate l around r until it touches the second hole, see Figure 8a. Since any pair of holes has at most four bitangents (Figure 8b) there are at most $4|\mathcal{H}^\cap|^2$ equivalence classes. ◀

► **Theorem 17.** *Given an instance \mathcal{P} of BMLF with outer polygon $Q \in \mathcal{P}$, we can decide in time $O(kn^{2k+4})$ if a minimum link fencing \mathcal{F} of \mathcal{P} exists, in which every fence contains at most two polygons, each fence in the fencing has at most k segments, and n is the number of corners in \mathcal{P} .*

Proof. Throughout, we consider the triangulation \mathcal{T} of the free space of \mathcal{P} . Let $t + 1$ be the number of colors in the given instance and c_1, \dots, c_t be the colors of polygons in \mathcal{P} with $c_i \neq f(Q)$ for all $i = 1, \dots, t$.

Observe that the homotopy of a fence including exactly one polygon $P \in \mathcal{P}$ is unique. We find a path α with this homotopy in the triangulated free space between the polygons in \mathcal{P} by traversing the boundary of P clockwise and at every corner of the polygon adding every incident triangle of \mathcal{T} in clockwise order to a list. This yields a series of triangles from which we can construct a loop α such that P is contained in α . This can be done, for example, by connecting all midpoints of triangulation segments of a triangle and its successor in the loop. Then, we use Theorem 15 to obtain a minimum-link fence for P from α or determine that no fence with at most k links exists. Computing all individual fences requires $O(|\mathcal{P}|kn) = O(kn^2)$ time.

Next, we consider every pair $P_1, P_2 \in \mathcal{P}$ with $P_1 \neq P_2$, $c_i = f(P_1) = f(P_2)$ and $i \in \{1, \dots, t\}$. Note that in contrast to a fence containing only one polygon, a fence containing exactly two polygons can belong to several different homotopy-classes w.r.t. the remaining polygons.

Now, we describe how to compute a minimum-link fence F for two polygons P_1 and P_2 of \mathcal{P} . Recall that all polygons in \mathcal{P} together have n corners. Since we have only $O(n)$ triangles in \mathcal{T} we can iterate over all possible $O(\binom{n}{k}) \in O(n^k)$ ordered tuples of k triangles. Fix in the following such an ordered k -tuple (T_1, \dots, T_k) of triangles in \mathcal{T} . There are only $O(|\mathcal{P}|^2)$ many non-equivalent splitting segments connecting points in triangles T_i and T_{i+1} by Lemma 16. Consequently, we can iterate over the $O((|\mathcal{P}|^2)^k) = O(n^{2k})$ many different combinations of splitting segments between consecutive triangles. In case there are two consecutive triangles between which no possible splitting line exists we reject this tuple of triangles. Assume in the following that we fix for every pair T_i and T_{i+1} a splitting segment l_i .

It remains to construct a plane loop α as input for the algorithm of Hershberger and Snoeyink [10] or decide that no such loop exists for the fixed choices of triangles and splitting segments. From the triangles T_1, \dots, T_k and the splitting segments l_1, \dots, l_k we derive a sequence of triangles τ_1, \dots, τ_z of \mathcal{T} that α has to visit. Since the triangulation \mathcal{T} is defined by the corners of polygons in \mathcal{P} each splitting segment l_i gives rise to a unique sequence of triangles. We concatenate all these sequences starting with the sequence induced by l_1 to obtain the sequence $\Theta = (\tau_1, \dots, \tau_z)$. Observe, that triangles along this sequence may repeat and that $\tau_1 = \tau_z$.

It remains to decide if there exists a plane loop α visiting each triangle of Θ in order. To make the following description simpler let s_i be the shared boundary of τ_i and τ_{i+1} . If for no i with $i \in \{1, \dots, z-1\}$, we find that $s_i = s_{i+1}$ we create a loop α by connecting the centerpoint of s_i with the one of s_{i+1} . Since no boundary repeats, this is always possible without any centerpoint and hence triangle being used twice. Finally, we add the segment from the centerpoint of s_z to the centerpoint of s_1 which is also always possible as $\tau_1 = \tau_z$.

Now assume there exist at least two indices i and j with $i \neq j$ and $i, j \in \{1, \dots, z\}$ such that $s_i = s_j$. Build the loop as before and let $\alpha_1, \dots, \alpha_z$ be the segments in the constructed loop. Since we allow repeated boundaries there exist subsequences among the $\alpha_1, \dots, \alpha_z$ that are repeated. In the following we assume that we only consider inclusion maximal repeated subsequences. Let $A = \{\alpha'_1, \dots, \alpha'_a\}$ be one occurrence of such a subsequence of the α_i 's that is repeated at least once and let \hat{A} be a different occurrence. Let s'_1, \dots, s'_a be the subsequence of the s_i 's that correspond to the triangle boundaries passed by the segments in A and $\hat{A} = \{\hat{\alpha}_1, \dots, \hat{\alpha}_a\}$. Now observe that in a plane loop the vertices of A and \hat{A} have to always appear in the same order along s'_1, \dots, s'_a . If they would not, let s'_i and s'_{i+1} for $i \in \{1, \dots, a-1\}$ be two segments such that the vertices of A and \hat{A} on s'_i and s'_{i+1} are not in the same order. Without loss of generality assume the vertex of A on s'_i is above the one of \hat{A} and the opposite is true for s'_{i+1} , then we find that α_i and $\hat{\alpha}_i$ cross.

Hence, the only decision to make is to decide, for each pair of repeated subsequences, in which order their vertices appear along the corresponding triangle-boundaries. Since every repeated subsequence implies an intersection between two segments l_i and l_j with $i \neq j$ and $i, j \in \{1, \dots, k\}$ we find that there are at most k^2 such repeated sequences. Consequently, there are at most $2^{O(k)}$ possible ways to distribute the center points in each shared part along the boundaries.

To sum up, for one pair of polygons P_1, P_2 we have to consider $O(n^{2k})$ possible non-homotopy equivalent fences and for each homotopy we can check in $O(n^2 \cdot 2^k)$ if there exists a plane loop α realizing it, leading to a total runtime of $O(2^k \cdot n^{2k+2})$ to enumerate every potential homotopy of a minimum link fence. For each of the $O(n^{2k})$ different homotopies, we can use Theorem 15 to compute a minimum link fence in $O(kn)$, hence we can compute a minimum link fences for all pairs of polygons in $O(n^2 \cdot kn^{2k+2}) = O(kn^{2k+4})$.

If for any polygon no fence, alone or in a pair with another polygon, with k or fewer links is found, we return that no solution exists. Otherwise, let λ_{uv} be the number of links for a minimum link fence containing $P_u, P_v \in \mathcal{P}$ and λ_u the number of links for a minimum link fence containing only $P_u \in \mathcal{P}$. Consider a complete graph G containing one vertex u for each polygon $P_u \in \mathcal{P}$ and one more vertex x if $|\mathcal{P}|$ is odd. Set the edge-weights $w(u, v) = \min\{\lambda_{uv}, \lambda_u + \lambda_v\}$ and $w(x, u) = \lambda_u$ for $P_u, P_v \in \mathcal{P}$. If for some $P_u \in \mathcal{P}$ or pair $P_u, P_v \in \mathcal{P}$ no fence with $\leq k$ segments existed we remove that edge.

To find a minimum-link fencing of \mathcal{P} it now suffices to compute a minimum weight perfect matching in G . Let M be such a matching. Then, a minimum link fencing \mathcal{F} of \mathcal{P} can be constructed from M in the following way. If $uv \in M$, we add the (pre-computed) minimum link fences containing only P_u and P_v to \mathcal{F} if the weight $w(u, v) = \lambda_u + \lambda_v$ or the fence containing P_u and P_v if $w(u, v) = \lambda_{uv}$. If $|\mathcal{P}|$ was odd we also find an edge $xu \in M$ and we add the fence containing only P_u to the fencing.

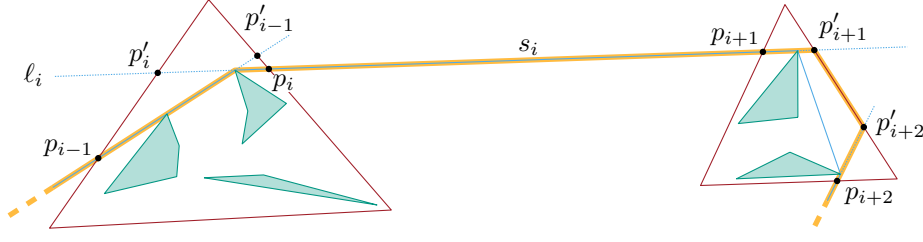
Finding a minimum weight perfect matching in a general graph with V vertices and E edges can be done for example in $O(V^2E)$ time via finding a maximum weight perfect matching (e.g. [7]) in the same graph with edge weights set to maximum edge-weight plus one minus the original edge-weight. Since G has $O(|\mathcal{P}|)$ vertices and $O(|\mathcal{P}|^2)$ edges we can compute this matching in $O(|\mathcal{P}|^4) = O(n^4)$, which is dominated by the initial computation of the minimum link fences. \blacktriangleleft

4 An algorithm for two-colored CMLF

In this section we present an algorithm for solving two-colored CMLF. Computing a minimum-link fence in this setting can be done by computing a fence for the convex hull of the contained polygons with the algorithm by Wang [13] which runs in time $O(n \log n)$ with n being the number of corners of the contained polygons. Throughout this section an instance of CMLF is given as (\mathcal{P}, Q) where Q is the outer polygon and \mathcal{P} is the set of polygons contained in Q .

► **Lemma 18.** *Given an instance (\mathcal{P}, Q) of two-colored CMLF, let \mathcal{F} be a solution for (\mathcal{P}, Q) . There exists a solution \mathcal{F}' for the two-colored CMLF instance $(CH(\mathcal{P}), Q)$ with $|\mathcal{F}| = |\mathcal{F}'|$.*

Proof. As \mathcal{F} is a minimum-link fencing of (\mathcal{P}, Q) , it suffices to consider the case where a minimal link fencing of $(CH(\mathcal{P}), Q)$ has strictly more segments than $|\mathcal{F}|$. We will construct a new fence \mathcal{F}° from this instance. Let (p_1, \dots, p_z) be the intersection points between \mathcal{F} and $CH(\mathcal{P})$ ordered as they appear in a clockwise traversal of the convex hull, and observe that z is even. Let p_i, p_{i+1} be pairs of intersection points between \mathcal{F} and $CH(\mathcal{P})$ such that the straight-line segment s_i connecting p_i and p_{i+1} lies on $CH(\mathcal{P})$ and completely outside



■ **Figure 9** Computing a new fence (orange) from the old fences (purple) and the convex hull (blue).

of F (see Figure 9). Consider the supporting line ℓ_i of s_i . If the fence lies completely in one of the closed half-planes bounded by ℓ_i we add s_i to F° . Assume this is not the case. As s_i is on $CH(\mathcal{P})$ we get that ℓ_i does not intersect any polygon in \mathcal{P} . Moreover, as \mathcal{F} consists of closed simple polygons we find two intersection points p'_i and p'_{i+1} that lie on ℓ_i , s.t., the parts of F appearing in a clockwise traversal from p'_i to p_i , as well as the ones in a clockwise traversal from p_{i+1} to p'_{i+1} lie outside of $CH(\mathcal{P})$. We add the segment s'_i between p'_i and p'_{i+1} to F° . Doing this for every pair of intersections we obtain a set of segments F° , where all segments are on the convex-hull of \mathcal{P} . Note that it is possible for these segments to intersect; if that is the case we only keep the parts until their intersection point. Finally, the start and end-points of connected chains of segments in F° lie on segments of fences in \mathcal{F} . We can convert F° into a fence of $CH(\mathcal{P})$ by connecting these endpoints along the fences in \mathcal{F} and that fence will be disjoint from \mathcal{P} (except possibly touching \mathcal{P} in corner points).

It remains to argue that indeed $|F^\circ| \leq |F|$. We partition F° into two categories, segments that coincide with segments in F and segments that do not. Each of them is either a full segment of F or originates from the intersection of at most two different s'_i 's and a segment of F . Furthermore, we add $z/2$ segments s'_i that are not sub-segments of segments in F . For each such s'_i we find at least one segment of F for which we did not add any sub-segment to F° . These are the segments of F on which p_i and p_{i+1} lie or that are fully outside of F° . ◀

► **Theorem 19.** *Two-colored CMLF can be solved in time $O(n \log n)$ where n is the number of corners of polygons in \mathcal{P} .*

5 Conclusion

We have shown BMLF to be NP-hard even if every fence contains at most three polygons, each fence has at most five links, and only two different colors of polygons are present. Our reduction holds regardless of requiring disjoint fences or not. Note, that our reduction can be adapted to not require the outer bounding polygon Q . Instead, we can replace Q by one polygon with a narrow and very complex channel, connecting the “inside” with the “outside”. On the algorithmic side, we gave an XP-algorithm for BMLF parameterized by the maximum number of links in a fence and allowing at most two polygons per fence. We also showed that two-colored CMLF can be solved in polynomial time.

It is open if one can eliminate the exponential dependency on the number of links in our algorithm for BMLF. Furthermore, while our reduction holds when replacing the outer bounding polygon, our algorithm does not since we cannot immediately apply Theorem 15. Similarly, requiring the fences to be disjoint for BMLF is an interesting open direction.

References

- 1 Mikkel Abrahamsen, Anna Adamaszek, Karl Bringmann, Vincent Cohen-Addad, Mehran Mehr, Eva Rotenberg, Alan Roytman, and Mikkel Thorup. Fast fencing. In *Proceedings of the 50th Annual ACM SIGACT Symposium on Theory of Computing (STOC 2018)*, pages 564–573, 2018. doi:[10.1145/3188745.3188878](https://doi.org/10.1145/3188745.3188878).
- 2 Mikkel Abrahamsen, Panos Giannopoulos, Maarten Löffler, and Günter Rote. Geometric multicut. In *Proceedings of the 46th International Colloquium on Automata, Languages, and Programming (ICALP 2019)*, volume 132 of *LIPIcs*, pages 9:1–9:15. Schloss Dagstuhl - Leibniz-Zentrum für Informatik, 2019. doi:[10.4230/LIPIcs.ICALP.2019.9](https://doi.org/10.4230/LIPIcs.ICALP.2019.9).
- 3 Alok Aggarwal, Heather Booth, Joseph O’Rourke, Subhash Suri, and Chee K. Yap. Finding minimal convex nested polygons. *Information and Computation*, 83(1):98 – 110, 1989. doi:[10.1016/0890-5401\(89\)90049-7](https://doi.org/10.1016/0890-5401(89)90049-7).
- 4 Alok Aggarwal, Heather Booth, Joseph O’Rourke, Subhash Suri, and Chee-Keng Yap. Finding minimal convex nested polygons. *Information and Computation*, 83(1):98–110, 1989. doi:[10.1016/0890-5401\(89\)90049-7](https://doi.org/10.1016/0890-5401(89)90049-7).
- 5 Gautam Das. *Approximation schemes in computational geometry*. PhD thesis, University of Wisconsin, Madison, 1991.
- 6 Peter Eades and David Rappaport. The complexity of computing minimum separating polygons. *Pattern Recognition Letters*, 14(9):715–718, 1993. doi:[10.1016/0167-8655\(93\)90140-9](https://doi.org/10.1016/0167-8655(93)90140-9).
- 7 Jack Edmonds. Paths, trees, and flowers. *Canadian Journal of Mathematics*, 17:449–467, 1965. doi:[10.4153/CJM-1965-045-4](https://doi.org/10.4153/CJM-1965-045-4).
- 8 Michael R Garey, Ronald L Graham, and David S Johnson. The complexity of computing steiner minimal trees. *SIAM journal on applied mathematics*, 32(4):835–859, 1977. doi:[10.1137/0132072](https://doi.org/10.1137/0132072).
- 9 Subir Kumar Ghosh. Computing the visibility polygon from a convex set and related problems. *Journal of Algorithms*, 12(1):75–95, 1991. doi:[10.1016/0196-6774\(91\)90024-S](https://doi.org/10.1016/0196-6774(91)90024-S).
- 10 John Hersherberger and Jack Snoeyink. Computing minimum length paths of a given homotopy class. *Computational Geometry: Theory and Applications*, 4:63–97, 1994. doi:[10.1016/0925-7721\(94\)90010-8](https://doi.org/10.1016/0925-7721(94)90010-8).
- 11 Klaus Jansen and Haiko Müller. The minimum broadcast time problem for several processor networks. *Theoretical Computer Science*, 147(1-2):69–85, 1995. doi:[10.1016/0304-3975\(94\)00230-G](https://doi.org/10.1016/0304-3975(94)00230-G).
- 12 Joseph SB Mitchell and Subhash Suri. Separation and approximation of polyhedral objects. *Computational Geometry: Theory and Applications*, 5(2):95–114, 1995. doi:[10.1016/0925-7721\(95\)00006-U](https://doi.org/10.1016/0925-7721(95)00006-U).
- 13 Cao An Wang. Finding minimal nested polygons. *BIT Computer Science section*, 31(2):230–236, 1991. doi:[10.1007/BF01931283](https://doi.org/10.1007/BF01931283).
- 14 Cao An Wang and Edward P. F. Chan. Finding the minimum visible vertex distance between two non-intersecting simple polygons. In *Proceedings of the Second Annual ACM SIGACT/SIGGRAPH Symposium on Computational Geometry, Yorktown Heights, NY, USA, June 2-4, 1986*, pages 34–42. ACM, 1986. doi:[10.1145/10515.10519](https://doi.org/10.1145/10515.10519).

A Omitted proofs of Section 2

► **Lemma 4.** *Let \mathcal{P} be an instance of BMLF and \mathcal{F} a minimum-link fencing for \mathcal{P} , then any fence $F \in \mathcal{F}$ that crosses $t > 0$ non-overlapping non-collinear triples in-order consists of at least t straight-line segments.*

Proof. By Observation 3 the fence F has at least $t - 1$ straight-line segments. Assume F has also exactly $t - 1$ segments. Let $\mathcal{S}_1, \dots, \mathcal{S}_t$ be the non-overlapping non-collinear triples and S_1, \dots, S_{3t} be the sets of the non-collinear triple in the order in which F crosses them as above. Since F is a simple polygon there exists a polygonal chain C starting at some point in S_{3t} and ending at some point in S_1 . By Observation 3 there are $t - 1$ straight-line segments which are completely contained in $]S_1, S_{3t}[$ which implies that C must consist of segments that are also completely contained in $]S_1, S_{3t}[$.

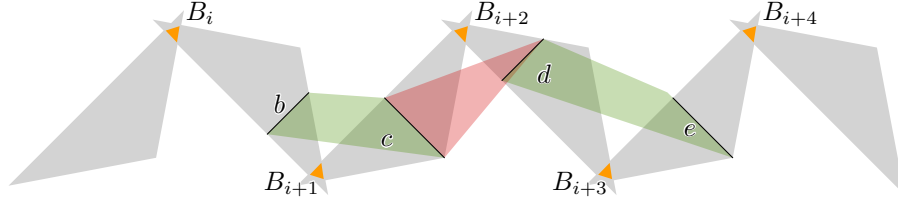
Now, we charge every of the $t - 1$ segments to the piece of F that connects for each \mathcal{S}_i with $i = 1, \dots, t - 1$ some point in S_{i+1} with some point in S_{i+2} . Since the triples are non-overlapping each such connection also requires a distinct segment. Then, for the connection of S_{3t-1} and S_{3t} we require at least one more segment. Let s be the segment charged to the connection of S_{3t-4} to S_{3t-3} . If we could extend this segment to also intersect S_{3t} we would violate that \mathcal{S}_{t-1} and \mathcal{S}_t are non-overlapping. Symmetrically for the segment charged to S_2 and S_3 . Consequently, we require at least one more segment. ◀

A.1 Omitted proofs of Section 2.1

► **Lemma 5.** *There are exactly two minimum link fencings \mathcal{F}_t and \mathcal{F}_f of the variable gadget, both of which will enclose only triangles in the same T -polygon with each fence, resulting in a fencing with 12 links for the whole variable gadget, s.t. every other minimum link fencing is congruent to either \mathcal{F}_t or \mathcal{F}_f .*

Proof. To prove this lemma, we will first number the eight inner polygons of the variable gadget A_1, \dots, A_8 . Any fence inside the variable gadget can include any combination of k inner polygons. We will prove this lemma, by enumerating for every $k \in \{1, 8\}$ all possible (non-symmetric) combinations of including these inner polygons; Note that technically a fence is allowed to include non-consecutive inner polygons. Note that any fence has to consist of at least 3 segments and clearly every inner polygon of $\mathcal{G}(v)$ can be fenced alone with 3 segments. For any possible fence including multiple inner polygons, we show the existence of a certain number of non-overlapping non-collinear triples, which provide a lower bound on the number of segments for such a fence. All triples and the resulting lower bounds on the number of segments in fencings including all possible combinations of 2 to 8 inner polygons are shown in Appendix B. Enumeration shows that a fence F including k inner polygons, has the minimum amount of segments, if and only if the indices of the contained inner polygons are consecutive (assuming A_8 and A_1 to be consecutive). In particular, such a fence including 2, 3, 4, 5, 6, 7 or 8 inner polygons, requires (and can be realized with) 3, 6, 8, 11, 13, 16 and 18 segments, respectively.

First observe that there are exactly two minimum link fencings, which include exactly two neighboring inner polygons in one fence, both consisting of 12 segments total, both are shown in Figures 4b and 4c. We can therefore exclude any fence including six or more inner polygons, since they clearly require more segments by themselves, which immediately eliminates the possibility of including 6 or more inner polygons in one fence. Any fence including five inner polygons requires at least 11 segments and at least one additional fence is needed, which increases the segment count to at least 14. Any fence including four inner



■ **Figure 10** The highlighted areas show that b and c , c and d , and d and e form non-collinear triples.

polygons requires at least 8 segments. If the remaining four segments are fenced together, we require at least 16 segments. If they include a group of three polygons, we require at least 14 segments. If two remaining polygons are grouped, we require 11 segments, but at least one more fence (14 segments in total) are needed and if all remaining polygons are fenced alone, we need 20 segments in total.

Next if three segments are fenced together, we require 6 segments and have five inner polygons left. We already know that no fence including four or more segments can be part of a minimum link fencing. If three of the remaining five polygons are grouped we arrive at a total of at least 12 segments, with at least one more fence needed. If at most two polygons are grouped, we need at least three more fences and arrive at a total of at least 15 segments.

Finally, polygons could be fenced individually. Clearly there must be an even number of individually fenced polygons. If all eight polygons are fenced alone, we reach at least 24 segments, for six inner polygons fenced alone we get 18 segments, four individually fenced polygons lead to 12 with at least one more fence needed. Two inner polygons being fenced alone require at least 6 segments, with at least three more fences needed for the six left over polygons, which require at least 9 segments leading to a total of 15 segments.

Therefore only two minimum link fenceings exist, which require exactly 12 segments, and they group two neighboring inner polygons pairwise. We call the fencing, which groups inner polygons, which are both contained in a gray triangle with a true spike \mathcal{F}_t and the other \mathcal{F}_f . ◀

A.2 Omitted proofs of Section 2.2

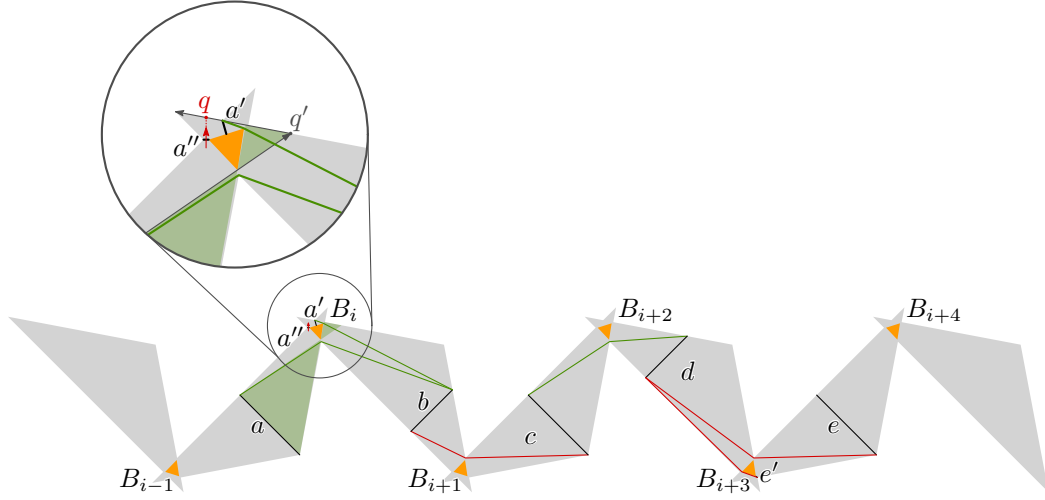
Omitted lemmas and proofs for one isolated wire

► **Lemma 20.** *No fence in a minimum link fencing \mathcal{F} of an isolated wire W of $\mathcal{G}(c)$ bypasses two or more consecutive inner polygons of W .*

Proof. Let B_1, \dots, B_k be the inner polygons of an isolated wire W , T_1, \dots, T_k the corresponding gray triangles, and $F \in \mathcal{F}$ a fence that bypasses two or more consecutive inner polygons of W . Also, throughout the proof, let B_i and B_j with $i < j$ be two inner polygons that are contained in F such that B_{i+1}, \dots, B_{j-1} are bypassed by F .

Assume that $i + 1 < j - 1$, i.e., there are at least three consecutive inner polygons bypassed by F . Let B_{i+1}, B_{i+2} and B_{i+3} be three such consecutive polygons. Now, we find one sequence of at least three non-overlapping non-collinear triples by construction. Let b, c, d , and e be four sets such that b and c , c and d , and d and e form such triples. Compare Figure 10 for an illustration.

By Observation 3 F contains at least two complete segments in $]b, e[$. Moreover, F has to cross the same triples in reverse order since it is a simple polygons and contains both B_i and B_j for $j > i + 3$. Consequently, we find another two complete segments in $]e, b[$.



■ **Figure 11** We can locally shortcut any fence F passing a and b in both directions by connecting the two intersection points of F with a (b)

We split F at b and e . This creates three fences F_1 , F_2 , and F_3 for which it holds that $|F_1| + |F_2| + |F_3| = |F| + 4$. One fence does not contain any inner polygons and can be deleted, let F_2 be this fence. Since F_2 was created by splitting along b and e it contained at least four complete segments plus the two segments introduced in the splitting operation. Hence, with $|F| + 4 = |F_1| + |F_2| + |F_3| \geq |F_1| + |F_3| + 6$ it follows that $|F| \geq |F_1| + |F_3| + 2 > |F_1| + |F_3|$. Since F was part of a minimum link fencing we may conclude that F at most bypasses two consecutive inner polygons.

In the following let B_{i+1} and B_{i+2} be the two consecutive polygons bypassed by F . Consequently, we know that F contains B_i and B_{i+3} . Figure 11 illustrates the following cases.

Assume F does not contain any other inner polygons, i.e., F contains only two inner polygons. In this case we find a sequence of four non-overlapping non-collinear triples a' and b , b and c , c and d , d and e' which have to be crossed by F . Moreover, F has to cross each such triple in the reverse direction. Consequently, F has crossed eight non-overlapping non-collinear triples and consists by Lemma 4 of at least eight segments. Replacing F by two fences, both consisting only of triangles, creates a fencing with less segments than \mathcal{F} . It remains to argue the case that F contains more than two inner polygons.

Let F be such that there does not exist an inner polygon B_z contained in F with $z > i + 3$. Then there exists an inner polygon $B_m \in F$ and $m < i$. Observe that there is a sequence of four non-overlapping non-collinear triples a' and b , b and c , c and d , d and e' , which is as in the case before and a sequence of four non-overlapping non-collinear triples e' and d , d and c , c and b , and b and a which is almost as before, with the difference that we use a set a which lies in T_{i-1} and can be chosen as a segment which F intersects twice. By Observation 3 we find that $]a', a[$ completely contains at least seven segments of F .

We split F at a , let F_m and F_i be the resulting fences such that F_m contains B_m and F_i contains B_i and B_{i+3} . It holds that $|F_m| + |F_i| = |F| + 2$ and $|F_i| \geq 8$ since F_i contains only B_i and B_{i+3} and bypasses B_{i+1} and B_{i+2} . Hence, $|F| \geq |F_m| + 6$ since $|F| + 2 = |F_m| + |F_i| \geq |F_m| + 8$. Consequently, replacing F_i by two triangles only yields a fencing with the same number of fences as \mathcal{F} . In the following assume that we delete F_i and introduce one triangular fence F_Δ that includes only B_{i+3} . The goal is then to include B_i

into F_m using at most three segments.

Consider F_m and remove the segment introduced when splitting F at a . Let p and p' be the two intersection points of F with a and assume p is closer to the base side of T_{i-1} . W.l.o.g. we assume that neither p nor p' are vertices of F . Let c_i be the corner of T_{i-1} that would be disconnected from the component containing a when removing T_i from the plane. If there exists a point c in the component containing c_i such that the straight-line segments pc and $p'c$ both do not intersect B_i , are completely contained in T_{i-1} , and their supporting lines leave B_i in different half-planes, we just add these two segments to F_m which now contains also B_i .

Now assume such a point does not exist. By construction there exists a straight-line segment starting at p , p' respectively, ends at the boundary of T_i , and also intersects the boundary of T_i . Let s be such a segment for p and s' one for p' and let q and q' be their endpoints on the boundary of T_i . Since p is closer to the base of T_{i-1} we may assume that the supporting line of s leaves B_i to the right and the one of s' leaves B_i to the left, and s and s' do not intersect. Connect the two endpoints of s and s' with one segment along the boundary of T_i . This uses at most three segments as required.

In preparation for the next case we are going to remove one additional segment. Consider a set a'' that is intersected by s , such a set is indicated in Figure 11. Since F contained B_i it had to contain at least one point of a'' as well. Moreover, since F was a minimum link fence containing B_i ¹ we may assume that there is a vertex v of F that is now a vertex of F_m and there is a straight-line segment starting at v , intersecting a'' , intersecting the boundary of T_i twice, and it lies in T_{i-1} and does not intersect B_i . Let q'' be the endpoint of this segment. Replace the segments vp , pq , and qq' by vq'' and qq'' . That is only two additional segments.

Finally, assume that there exist inner polygons $B_m, B_l \in F$ such that $m < i$ and $l > i + 3$. Split F as above at a and also at some set e in T_{i+3} . This leaves three fences F_m , F_l , and F_i . Similarly to above $|F| + 4 = |F_m| + |F_l| + |F_i| \geq |F_m| + |F_l| + 8$ from which we derive $|F| \geq |F_m| + |F_l| + 4$. By the above argumentation we can hence replace F by two fences F_m and F_l such that the new fencing has the same number of segments. But now, observe that there is a sequence of non-overlapping non-collinear triples which F_i all has to cross, namely a' and b , b and c , c and d , d and e , e' and d , d and c , c and b , and b and a . By Observation 3 intervals $]a', e[$ and $]e', a[$ completely contain three segments each. Moreover, these sets can be chosen in such a way that the segments introduced when splitting F do only contain points of a and e . See also Figure 11 for an illustration. Hence, $|F_i| \geq 10$ and consequently $|F| \geq |F_m| + |F_l| + 6$. ◀

We now know that no fence of a minimum link fencing of an isolated wire bypasses two or more consecutive inner polygons of that wire. However, it might still bypass an unbounded number of polygons in total. Since there is a sequence of four non-overlapping non-collinear triples for a fence that includes B_i and B_{i+2} we obtain the following observation for a fence bypassing at least one inner polygon.

► **Observation 21.** *Let \mathcal{F} be a minimum link fencing of an isolated wire W of $\mathcal{G}(c)$, let B_1, \dots, B_k be the inner polygons of W , and $F \in \mathcal{F}$ a fence that bypasses $z > 0$ inner polygons, then F contains at least $4z + 2$ segments.*

While it is not possible anymore by Lemma 20 to bypass multiple consecutive polygons

¹ We are only aiming to contradict minimality with respect to inclusion of polygons in the fence, for a given set of polygons we may still assume that the initial fence was as short as possible.

there could still be multiple fences in a minimum link fencing that interleave and bypass many individual inner polygons.

► **Lemma 22.** *A minimum link fencing \mathcal{F} of an isolated wire W of $\mathcal{G}(c)$ does not contain two distinct fences that interleave.*

Proof. Let B_1, \dots, B_k be the inner polygons of W and assume that there are fences $F, F' \in \mathcal{F}$ of W that interleave. By Lemma 20 we know neither F nor F' can bypass two or more consecutive inner polygons. Consequently, there exist inner polygons B_i, B_{i+1}, B_{i+2} , and B_{i+3} such that w.l.o.g. $B_i, B_{i+2} \in F$ and $B_{i+1}, B_{i+3} \in F'$.

First, assume that F and F' only contain these four polygons. By Observation 21 each fence bypassing one polygon contains at least six segments. Hence, $|F| + |F'| \geq 12$. By replacing F and F' by two new fences, consisting of a triangle each, one containing B_i and B_{i+1} and the other containing B_{i+2} and B_{i+3} , we create a new fencing with six segments less. A contradiction to \mathcal{F} being a minimum link fencing.

Now consider the case that F and F' might contain more inner polygons. First assume all further inner polygons of F are before B_i and all further inner polygons of F' are after B_{i+3} . Observe that then $|F| + |F'| \geq 14$ since we need to add at least one segment to each fence. We split the fences F and F' in the gray triangles T_{i-1}, T_{i+3} respectively. We first consider just F . After splitting we now have two fences $F_{<i}$ and F_i . Let $F_{<i}$ be the fence containing all inner polygons before B_i and F_i the fence containing B_i and B_{i+2} . By Observation 21 we have $|F_i| \geq 6$. Consequently $|F| = |F_{<i}| + |F_i| - 2 \geq |F_{<i}| + 6 - 2 = |F_{<i}| + 4$ and hence $|F_{<i}| \leq |F| - 4$. Doing the same for F' we obtain $F'_{<i}$ and F'_i . As before we can replace F_i and F'_i by two triangles F_Δ and F'_Δ . In total the new fencing created like this has $|F_{<i}| + |F_\Delta| + |F'_{<i}| + |F'_\Delta| \leq |F| + |F'| - 8 + 6 = |F| + |F'| - 2$ segments.

Finally, F and F' could contain polygons both before B_i and after B_{i+3} . By Lemma 20 we know that then the fences repeatedly interleave until at some inner polygon one fence stops. Let $m < l$ and w.l.o.g. let B_m be the last polygon included by F and B_l the first polygon included by F' and assume that between B_l and B_m the two fences interleave, i.e., F includes B_m, B_{m-2} , etc. and F' contains B_{m-1}, B_{m-3} , etc.. Moreover, F contains B_{l-1} and F' contains B_{m+1} . We can split F and F' as before in T_{l-2} and T_{m+2} using just four segments. Let $F_{<m}$ and F_m be the fences created from splitting F such that F_m contains B_m, \dots, B_{l-1} and $F_{<m}$ the remaining polygons contained in F . Analogously for F' and $F_{<l}$ and F_l . Let M be the number of bypassed polygons for F and L the number of bypassed polygons for F' . We get that $|F| + |F'| = |F_{<m}| + |F_m| + |F_{<l}| + |F_l| - 4$. We also know from Observation 21 that $|F_m| \geq 4M + 2$ and $|F_l| \geq 4L + 2$. Hence, $|F| + |F'| \geq |F_{<m}| + |F_{<l}| + 4M + 4L$ and hence $|F_{<m}| + |F_{<l}| \leq |F| + |F'| - 4M - 4L$. Finally, we can replace F_m and F_l by a series of triangular fences that in sum have $3 \cdot (M + L + 2)/2$ which results in

$$\begin{aligned} |F_{<m}| + |F_{<l}| + 3/2(M + L + 2) - 4 &\leq |F| + |F'| - 4M - 4L + 3/2(M + L + 2) - 4 \\ &= |F| + |F'| - (5/2(M + L) + 1). \end{aligned}$$

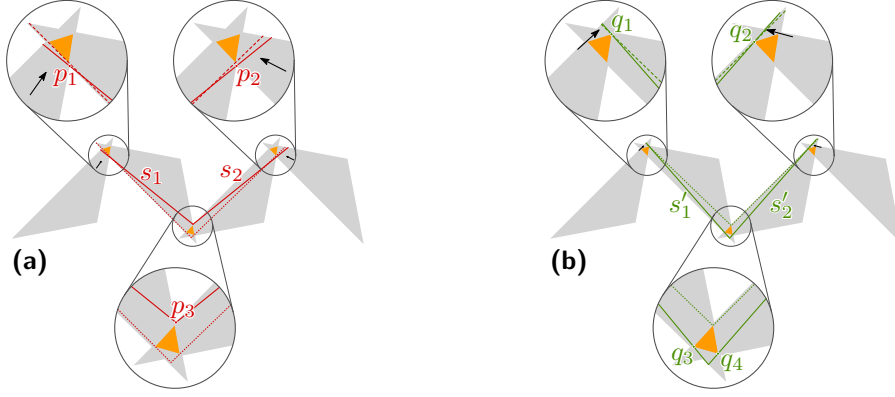
This concludes the proof as \mathcal{F} cannot have been a minimum link fencing for W . ◀

► **Lemma 6.** *A minimum link fence \mathcal{F} of an isolated wire W of $\mathcal{G}(c)$ does not contain a fence $F \in \mathcal{F}$ such that F bypasses an inner polygon B_i with $i \in \{2, \dots, k-1\}$ of W .*

Proof. Let B_1, \dots, B_k be the inner polygons of W . Assume that F bypasses an inner polygon B_j for $2 \leq j \leq k-1$. By Lemma 20 we know that F never bypasses more than one



■ **Figure 12** All six non-collinear triples of a fence bypassing exactly one inner polygon.



■ **Figure 13** Rerouting of segments to include a bypassed inner polygon.

consecutive inner polygon at a time. Hence, we know that B_{j-1} and B_{j+1} are both contained in F . We distinguish if F bypasses B_j above or below (both cases are shown in Figure 13).

Assume F bypasses B_j above as shown in Figure 13 (a). Then we construct a new fence including also B_j as follows. Let s_1 and s_2 be two segments such that s_1 lies inside the gray triangle t_{i-1} of W that contains B_{j-1} and B_j and s_2 such that it lies inside the gray triangle t_i of W containing B_j and B_{j+1} . More specifically, we choose s_1 such that its supporting line leaves B_{j-1} and B_j in one and B_{j-2} in the other half-plane. Similarly, we chose s_2 such that its supporting line leaves B_j and B_{j+1} in one and B_{j+2} in the other half-plane. The segments s_1 and s_2 can then be extended such that they meet in a point that is inside the overlap of t_{i-1} and t_i and below B_j . Moreover, they can be extended such that they intersect any fence that contains B_{j-1} and B_{j+1} at least twice below B_{j-1} and B_{j+1} respectively. See Figure 13(a) for an illustration.

Symmetrically we find two segments s'_1 and s'_2 whose intersection point is above B_j and whose supporting lines leave B_{j-1} and B_j in the same half-plane and B_{j+1} in the other, B_{j+1} and B_j in the same and B_{j-1} in the other respectively. Again, these segments can be extended to intersect F twice, this time above B_{j-1} and B_{j+1} . See Figure 13(b) for an illustration.

As F contains at least four segments inside t_{i-1} and t_i we can replace those by s_1 , s_2 , s'_1 , and s'_2 which yields a fence with at most equal number of links. Now, deleting the single fence that fenced B_j removes at least three links, a contradiction to \mathcal{F} being a minimum link fencing.

We can apply this procedure to all bypassed polygons. Since no fence can be interleaving with F , we can simply remove all fences, which included any polygon B_i completely and still obtain a valid fencing, contradicting that \mathcal{F} is a minimum link fencing. ◀

► **Lemma 9.** *Let \mathcal{F} be a minimum link fencing of an isolated wire W of $\mathcal{G}(c)$ with k inner polygons, then \mathcal{F} has in total $3k/2$ segments and $F \in \mathcal{F}$ contains exactly two consecutive inner polygons B_i and B_{i+1} for i odd.*

Proof. Let B_1, \dots, B_k be the inner polygons of W . By Lemma 8 every fence in \mathcal{F} contains either one, two, or three consecutive inner polygons. Let f_i be the number of fences in \mathcal{F} containing i inner polygons. Then the number of segments of the fencing \mathcal{F} can be computed as $|\mathcal{F}| \geq 3f_1 + 3f_2 + 6f_3$ since for one or two inner polygons we always can use one triangle and for three inner polygons we have six segments by Lemma 7. Now, let k_i be the number of segments in a fence containing i inner polygons. From this we get that $f_i = k_i/i$. Substituting in the previous calculation we get $|\mathcal{F}| \geq 3k_1 + 3/2k_2 + 2k_3$. Hence, maximizing the number of inner polygons in fences containing also two polygons minimizes the number of segments in the fencing. Since k is always even the minimum is attained at $3/2k$, i.e., when all inner polygons are part of a fence containing only two inner polygons as claimed. ◀

Omitted proofs for integrating the clause triangle

► **Lemma 10.** *Let \mathcal{F} be a minimum link fencing of $\mathcal{G}(c)$ and B_1, \dots, B_k the inner polygons of one of the wires of $\mathcal{G}(c)$. Then there is no fence $F \in \mathcal{F}$ that bypasses an inner polygon B_i with $i \in \{1, \dots, k-1\}$.*

Proof. Assume there exists a fence F that bypasses some polygons of $\mathcal{G}(c)$. If F only bypasses and contains polygons of one isolated wire W and is contained in the gray triangles of W we can apply Lemma 6 contradicting the existence of F .

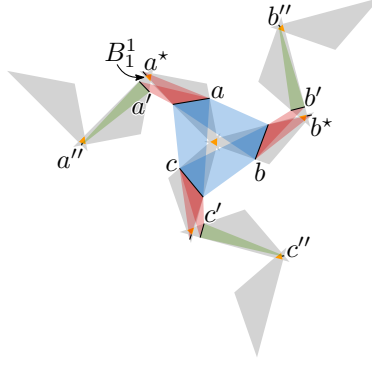
Next, assume that F lies not only in the gray triangles of W but still only contains and bypasses inner polygons of W . This implies that F contains B_1 of W as else we could by construction find a fence that is restricted to only the gray triangles of W . Let T_c be the triangle intersecting T_1 of W and containing B_c . If F was not restricted to the $T = T_c \cup T_1 \cup \dots \cup T_k$ we could replace F by a congruent minimum link fence that is only contained T by either splitting F if a whole segment is outside of T or moving the one corner that lies outside of T which is always possible by construction. After that we can again apply Lemma 6 by considering T_c and B_c part of the isolated wire.

This means that F has to include either B_c or two inner polygons of different wires if F is to bypass any polygon of $\mathcal{G}(c)$. Now assume F was bypassing any inner polygon B_i of some wire W and $i > 1$. Let F_T be F 's restriction to $T = T_c \cup T_1 \cup \dots \cup T_k$. Add one temporary segment to F_T to close the fence, this can always be done in T_c . Now we can apply Lemma 6 to F_T . Each proof of one of the lemmas leading to Lemma 6 implies a procedure of how to split F_T . This results in two or more fences. Among those exists one that contains B_j with smallest j . Let F_T^j be this fence. Either F_T^j is such that it still contains the segment added initially to F_T in which case we just remove this segment and obtained a fencing with less segments or F_T^j does not contain this segment anymore. Recall, that every procedure we implicitly defined saves at least two segments. Hence, adding the segment we had added to F_T to the remainder of $F - F_T$ still creates a fencing with one segment less.

Consequently, we may assume that F bypasses any combination of B_1^1, B_1^2, B_1^3 , or B_c . Without loss of generality we assume a fence F bypasses the first inner polygon B_1^1 of wire W_1 . We can again show that the amount of non-collinear triples between the lines a and b is four, inducing at least four bends in this part of F .

We define twelve sets $a, a^*, a', a'', b, b^*, b', b'', c, c^*, c'$ and c'' , as shown in Figure 14. Any fence crossing the following pairs of sets contains a non-collinear triple starting at one set and ending at the other:

- a and b
- a and c
- b and c



■ **Figure 14** The twelve sets.

- a and a^*
- a and a'
- a' and a''
- b and b^*
- b and b'
- b' and b''
- c and c^*
- c and c'
- c' and c''


Recall that F is a fence bypassing B_1^1 hence F has to include some B_j^1 for $j > 1$. More precisely, we may assume that F contains B_2^1 as else we could find a shorter fence by the above discussion. Let F' be the fence that contains B_1^1 . We make a case distinction over which subset of $\{B_c, B_1^2, B_2^1, B_1^3, B_2^3\}$ the fence F' contains as well.

Note that regardless of inclusion or exclusion of the clause triangle, any fence crossing a and b , a and c or b and c has one non-collinear triple starting at one and ending at the other line segment. We therefore only analyze the cases, which do not contain the clause triangle.

We analyze these cases one by one. In all cases we will turn F and F' into shorter fences \hat{F} , \hat{F}'_1 , and \hat{F}'_2 where \hat{F} is going to be the fence including at least B_1^1 and B_1^2 and is formed by just including B_1^1 instead of bypassing it. The fences \hat{F}'_1 and \hat{F}'_2 containing the remaining triangles are going to be formed by splitting F' at some point and removing the remaining empty part. We call this *shortcutting* F' at the segment where we split it. Note that we can include B_1^1 into \hat{F} at no additional cost. This reduces the number of segments in \mathcal{F} contradicting that it is a minimum link fencing. To shorten the notation we write $[a, b, c]$ for a sequence of non-collinear triple that F has to cross.

∅: If B_1^1 is contained in its own fence, we could instead reroute F (Figure 15), and omit F' entirely, reducing the number of segments.

$\{B_1^2\}$ and F' has to cross the sets $[a^*, a, b, b^*, b, a, a^*]$: We can shortcut F along b for an additional cost of one segment, which omits three segments, which are necessarily contained in the sequence $[b, a, a^*, a, b]$.



■ **Figure 15** Non-collinear triples for any fence bypassing B_1

$\{B_2^2\}$ and F' has to cross the sets $[a^*, a, b, b', b'', b', b, a, a^*]$: This fence can be shortcut along b' for an additional cost of one segment, which omits five segments, which are necessarily contained in the sequence b', b, a, a^*, a, b, b' .

$\{B_1^2, B_2^2\}$ and F' has to cross the sets $[a^*, a, b, b', b'', b', b, a, a^*]$: This case can be resolved in the same way as $\{B_1^2\}$.

$\{B_2^2, B_2^3\}$ and F' has to cross the sets $[a^*, a, b, b', b'', b', b, c, c', c'', c', c, a, a^*]$: This fence can be shortcut along b' and along c' , splitting it into two fences containing only inner polygons of the same wire. This can be done at an additional cost of two segments saving five segments, which are necessarily contained in the sequence b', b, a, a^*, a, c, c' .

$\{B_1^2, B_2^2, B_2^3\}$ and F' has to cross the sets $[a^*, a, b, b', b'', b', b, c, c', c'', c', c, a, a^*]$: This fence can be shortcut along b and along c' , splitting it into two fences containing only inner polygons of the same wire. This can be done at an additional cost of two segments saving four segments, which are necessarily contained in the sequence b, a, a^*, a, c, c' and one segment, necessarily contained in the sequence c', c, b .

$\{B_1^2, B_2^2, B_1^3, B_2^3\}$ and F' has to cross the sets $[a^*, a, b, b', b'', b', b, c, c', c'', c', c, a, a^*]$: This fence can be shortcut along b and along c , splitting it into two fences containing only inner polygons of the same wire. This can be done at an additional cost of two segments saving three segments, which are necessarily contained in the sequence b, a, a^*, a, c .

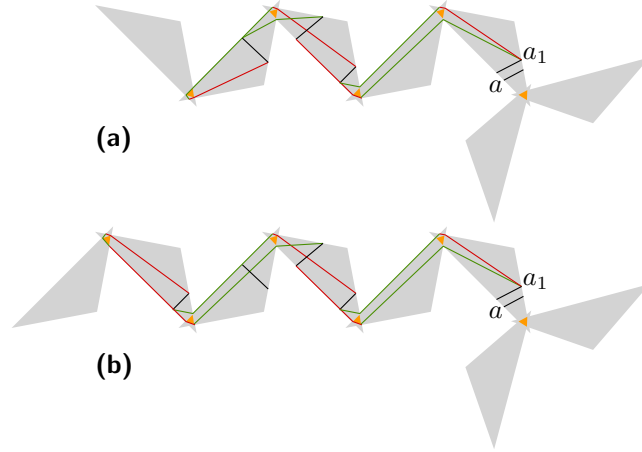
$\{B_1^2, B_1^3\}$ and F' has to cross the sets $[a^*, a, b, b^*, b, c, c^*, c, a, a^*]$: This case can be resolved in the same way as $\{B_1^2, B_2^2, B_1^3, B_2^3\}$.

$\{B_1^2, B_2^3\}$ and F' has to cross the sets $[a^*, a, b, b^*, b, c, c', c'', c', c, a, a^*]$: This case can be resolved in the same way as $\{B_1^2, B_2^2, B_2^3\}$.

$\{B_1^2, B_2^2, B_1^3\}$ and F' has to cross the sets $[a^*, a, b, b', b'', b', b, c, c^*, c, a, a^*]$: This case can be resolved in the same way as $\{B_1^2, B_2^2, B_1^3, B_2^3\}$. ◀

► **Lemma 11.** *Let \mathcal{F} be an optimal fencing of a clause gadget, then there exists no fence $F \in \mathcal{F}$, which includes inner polygons belonging to two different wires.*

Proof. Assume there is a fence F , which includes inner polygons of two wires. By Lemma 10, we know that all inner polygons of a wire included in F are consecutive in that wire. First also assume that F contains $m > 3$ inner polygons of a single wire W_1 . We split such a fence at a set a in T_1^1 (again using the sets marked in Figure 14) into two fences \hat{F} containing all m



■ **Figure 16** Non-collinear triples in a fence including at least (a) four or (b) five inner polygons of a wire.

inner polygons of the wire and F_o and we have $|\hat{F}| + |F_o| = |F| + 2$. By Lemma 7, we know that \hat{F} contains at least $2m \geq 8$ segments. Assume m to be odd, then we can replace \hat{F} with fences containing two consecutive polygons each (exactly $\frac{m-3}{2}$), plus one containing three inner polygons, resulting in $\frac{3m-9}{2} + 6$ segments, which is smaller than $2m - 2$ for any odd $m > 5$, yielding a better solution and contradicting \mathcal{F} being a minimum link fence. Assume m to be even. Then by Lemma 9, we obtain $\frac{3m}{2}$ segments in total, which is smaller than $2m - 3$ for any even $m > 4$, again yielding a better solution and contradicting \mathcal{F} being a minimum link fence.

It remains to analyze the cases $m = 4$ and $m = 5$. Assume $m = 4$. We obtained F_o by shortcutting F at a and therefore $|F_o| = |F| + 1$. Since there are seven segments completely contained in the part of F (the part of F starting and ending at a , and being completely contained in W_1) which is now omitted (using Observation 3), we can cover the four inner polygons of W_1 with two triangles, using only six segments, which contradicts \mathcal{F} being a minimum link fence.

Assume now $m = 5$. Since there are seven segments completely contained in the part of F which is now omitted (using Observation 3), we can cover the five inner polygons of W_1 with two fences including three and two inner polygons, respectively, i.e., $|\hat{F}_1| + |\hat{F}_2| = 9$. Therefore we can transform F into a fence, which includes less than 4 inner polygons of W_1 (in this case we turned it into F_o , which contains none), and it suffices to analyze all cases, in which we contain at most the first one, two or three inner polygons of any wire.

We again enumerate all cases, which are not symmetric to each other. We label these cases with the included polygon of each wire with the highest index (since no polygon of a wire is bypassed, this completely characterizes the included inner polygons). Also, since we are only investigating non-symmetric cases, we assume that the largest index of a polygon included in the first wire is greater or equal to the one in the second one, which in turn is greater or equal to the one in the third.

The possible cases are given below. For every case, we can give a tight lower bound on the number of segments, which are at least needed, for any fence including these inner polygons. This bound is achieved by analyzing non-collinear triples of such a fence and by providing a fence which achieves this bound. The complete enumeration is shown in Appendix C.

$$\blacksquare \{B_1^3, B_2^3, B_3^3\}$$

- $\{B_1^3, B_2^3, B_3^2\}$
- $\{B_1^3, B_2^3, B_3^1\}$
- $\{B_1^3, B_2^3\}$
- $\{B_1^3, B_2^2, B_3^2\}$
- $\{B_1^3, B_2^2, B_3^1\}$
- $\{B_1^3, B_2^2\}$
- $\{B_1^3, B_2^1, B_3^1\}$
- $\{B_1^3, B_2^1\}$
- $\{B_1^2, B_2^2, B_3^2\}$
- $\{B_1^2, B_2^2, B_3^1\}$
- $\{B_1^2, B_2^2\}$
- $\{B_1^2, B_2^1, B_3^1\}$
- $\{B_1^2, B_2^1\}$
- $\{B_1^1, B_2^1, B_3^1\}$
- $\{B_1^1, B_2^1\}$

For the first twelve of these fourteen cases, we show how F can be replaced with a set of fences, which in sum contain less segments than F contradicting that \mathcal{F} is a minimum link fence; for details, we refer again to Appendix C). All replacement fences (including and excluding the clause triangle) are shown in Appendix C. The only exceptions are the two cases $\{B_1^1, B_2^1, B_3^1\}$ and $\{B_1^1, B_2^1\}$. In both cases we can still replace F as shown in Appendix C, however this yields a fencing, which uses the same amount of segments as F . Note that both fencings only contain fences, which are completely contained in $T = T_c \cup T_1 \cup \dots \cup T_k$ (reusing the notation of the proof of Lemma 10). The replacements for both cases contain at least one fence, which includes only the first polygon of a wire. We will show that this implies that we can replace all fences in that wire with a different set of fences, which uses a smaller number of segments and thereby again contradicting that \mathcal{F} is a minimum link fencing.

Let F_1 be a fence in a wire including only the first polygon of that wire. Since every wire contains an even number of inner polygons and no fence includes four or more inner polygons by Lemma 8, we know that this wire has to contain at least one other fence of size one or three. Let $F_2 \neq F_1$ be a fence in the wire, s.t., B_j is the inner polygon with the smallest index contained in F_2 and no other polygon B_k with $1 < k < j$ is contained in a fence of size one or three. Therefore there are an even number of inner polygons between F_1 and F_2 . In particular if F_2 contains three inner polygons, we can create new fences, s.t., B_2, B_3, B_4 are contained in one fence of size three and B_5, \dots, B_{k+2} are contained in $\frac{k-2}{2}$ fences of size two. F_1 and F_2 require nine segments in total, while we can replace them with two fences including B_1, B_2 and B_3, B_4 , respectively, requiring only six segments. If F_2 contains one inner polygon, we can create new fences, s.t., B_2 is contained in one fence of size one and B_3, \dots, B_k are contained in $\frac{k-2}{2}$ fences of size two. F_1 and F_2 require six segments in total, while we can replace them with one fence including B_1, B_2 , requiring only three segments. ◀

Omitted proofs for interaction with the variable gadgets

► **Lemma 13.** *If and only if at least one of the connected variable gadgets is in the correct state, the clause gadget can be fenced with a total of $\frac{3(k_a+k_b+k_c)}{2}$ segments plus two additional segments to a fence of the variable gadget, which is connected to the wire in the satisfying state.*

Proof. Note that inclusion of the last polygon of a wire into a fence of a variable gadget always incurs an additional cost (of two or three, depending on the state of the gadget). The only reason a minimum link fencing would choose to do so is the fact that, such an inclusion reduces the number of inner polygons, which have to be fenced in a wire from the even number k down to the uneven number $k - 1$, which in turn allows the wire to treat the clause triangle as its first inner polygon, and we save the three segments of the clause triangle, leading to a cost of $\frac{3(k_a + k_b + k_c)}{2}$ and the variable gadget segment number increases from 12 to 14.

Note further that a minimum link fencing would never choose to do so for two or three wires, since the benefit of including the clause triangle in a fence of a wire can only be achieved once. Assume that there is a second wire in the satisfying state, which add a further charge of (at least) two additional segments at its variable gadget. By Lemma 11, we know that the clause triangle is only included in a fence of one of the two wires. The second wire has to fence an odd number of inner polygons and therefore has to include either a fence of size one or three. It therefore still requires $\frac{3k}{2}$ segments. Therefore only one wire will ever be put in the satisfying state, even if two or all three variables would allow their connected wires to be put in the satisfying state for an additional charge of two segments each. ◀

Full correctness proof

► **Theorem 14.** *Two-colored BMLF is NP-hard even when restricting all fences to include at most three polygons.*

Proof. Given an instance of planar 3,4-SAT, we create and place a variable gadget $\mathcal{G}(v)$ for every variable $v \in \mathcal{V}$ and a clause gadget $\mathcal{G}(c)$ for every clause c , as described above. The wires of $\mathcal{G}(c)$ connect to a true spike of $\mathcal{G}(v)$ if v appears as a positive literal and to a negative spike if v appears as a negative literal in c .

Assume we are given a satisfying variable assignment for the instance of planar 3,4-SAT. By Lemma 13 in order to be able to find a fencing with $\frac{3(k_a + k_b + k_c)}{2}$ segments for every clause gadget, at least one wire must be in the satisfying state. If one wire is in the satisfying state we can include the last inner polygon of the wire for an additional two segments if and only if the corresponding variable gadget is in the proper state (Lemma 12). Since every clause has one variable, which satisfies this clause, we choose this variable gadget to be in this state, and fence the variable gadget accordingly, leading to twelve segments plus two segments, per clause, which is connected via a wire in the satisfying state to it. Since in the variable assignment, every clause has such a literal and every variable is either true or false, we can do this for every clause and are never required to put a variable gadget both in its true and its false state. The final cost is $|\mathcal{V}| \cdot 12 + \sum_{c \in \mathcal{C}} (\frac{3(k^c)}{2} + 2)$, where k^c is the number of inner polygons of all three wires of $\mathcal{G}(c)$ summed up.

Now assume that we are given a fencing of the created BMLF instance with exactly $|\mathcal{V}| \cdot 12 + \sum_{c \in \mathcal{C}} (\frac{3(k^c)}{2} + 2)$ segments. This implies that for every clause gadget, there is one wire gadget in the satisfying state. We follow this wire up to the variable gadget, which has to be in the true state if the wire is connected to a true spike and in a false state otherwise. We set the corresponding variable of the variable gadget to true in the former and to false in the latter case. Therefore every clause has one variable, which satisfies the clause. Since no fencing of a variable gadget exists, in which both a wire connected to a true spike and a wire connected to a false spike can be put into the satisfying state (Lemma 12), the implied variable assignment is consistent. Finally, this might not necessarily assign all variables to a

fixed truth assignment, since even if a clause might be satisfiable with two or even all three literals, we will never set more than one wire into the satisfying state. All variables, which do not have a truth value assigned yet, can safely be assigned a random value (e.g., true or false if their variable gadget is true or false).

We conclude that the instance of planar 3, 4-SAT is satisfiable if and only if the constructed two-colored BMLF instance admits a fencing with exactly $|\mathcal{V}| \cdot 12 + \sum_{c \in \mathcal{C}} \left(\frac{3(k^c)}{2} + 2\right)$ segments. \blacktriangleleft

B Complete enumeration of possible fences in a variable gadget

This section contains the complete enumeration of all possible cases, which are considered in the proof of Lemma 5. In particular, we enumerate all possibilities of which k inner polygons could be included in a single fence, but compensate for rotational and axial symmetry, i.e., two groupings are considered rotationally symmetric if we can construct one from the other, by a combination of shifting all indices of included polygons by the same constant (recall that all computations are considered modulo 8, and we write the index 0 and 8 interchangeably) and relabeling all indices i as $8 - i$ (mirroring the instance at a straight line).

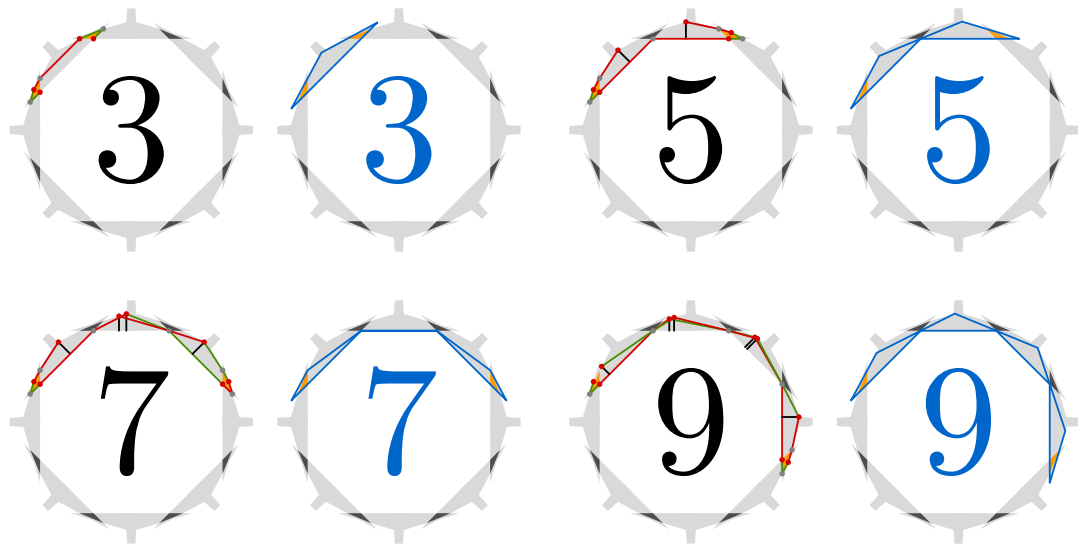
Clearly there is exactly one possibility for fencing 0, 1, 7 or 8 inner polygons. Moreover, the number of choosing k polygons to fence is also characterizing how to choose $8 - k$ polygons (which are not fenced) and therefore the number of cases is symmetric for 2 and 6, and 3 and 5. It remains to compute the correct number of cases for 2, 3 and 4.

Exclusively accounting for rotational symmetry, we can compute the number $f^r(k)$ with the formula

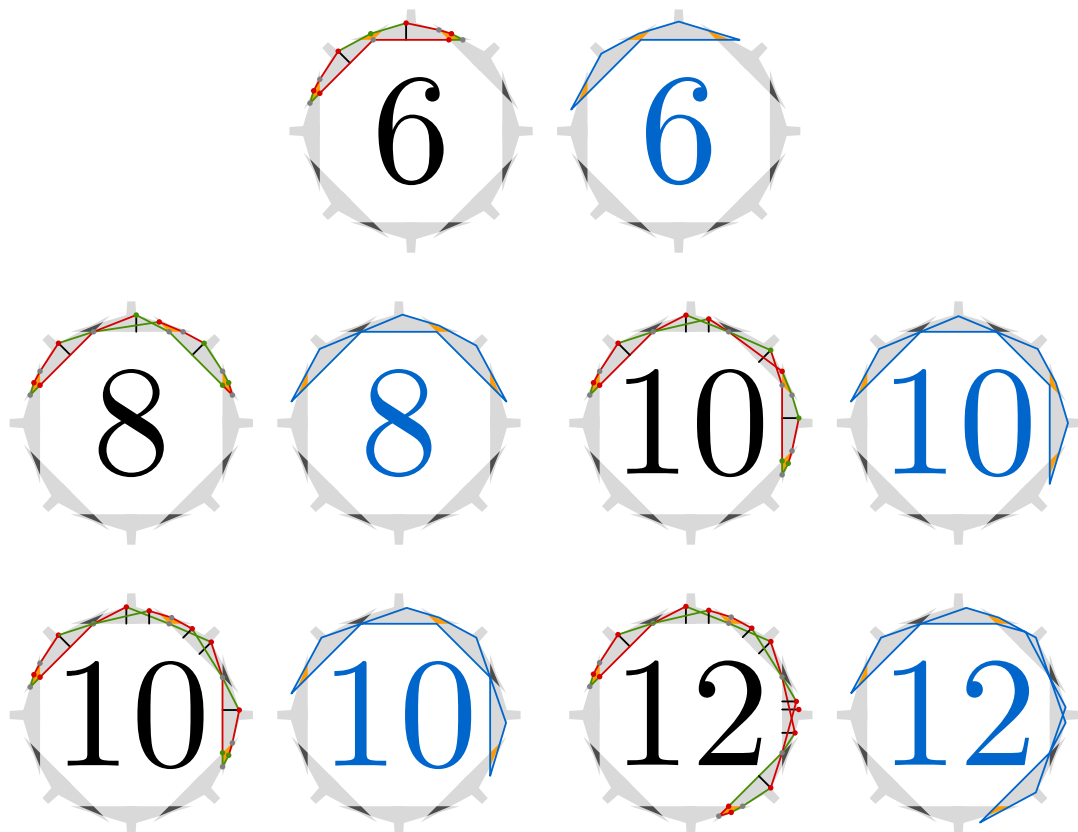
$$f^r(k) = \frac{1}{8} \cdot \sum_{d | \gcd(k, 8-k)} \phi(d) \binom{8/d}{k/d}$$

where ϕ is Eulers ϕ -function, i.e., the number of co-prime integers smaller than k including 1. Using this formula we obtain four cases for two polygons (non of which are symmetric to each other), seven cases for three polygons (two of which can be eliminated due to the additional axial symmetry) and ten cases for four polygons (three of which are symmetric).

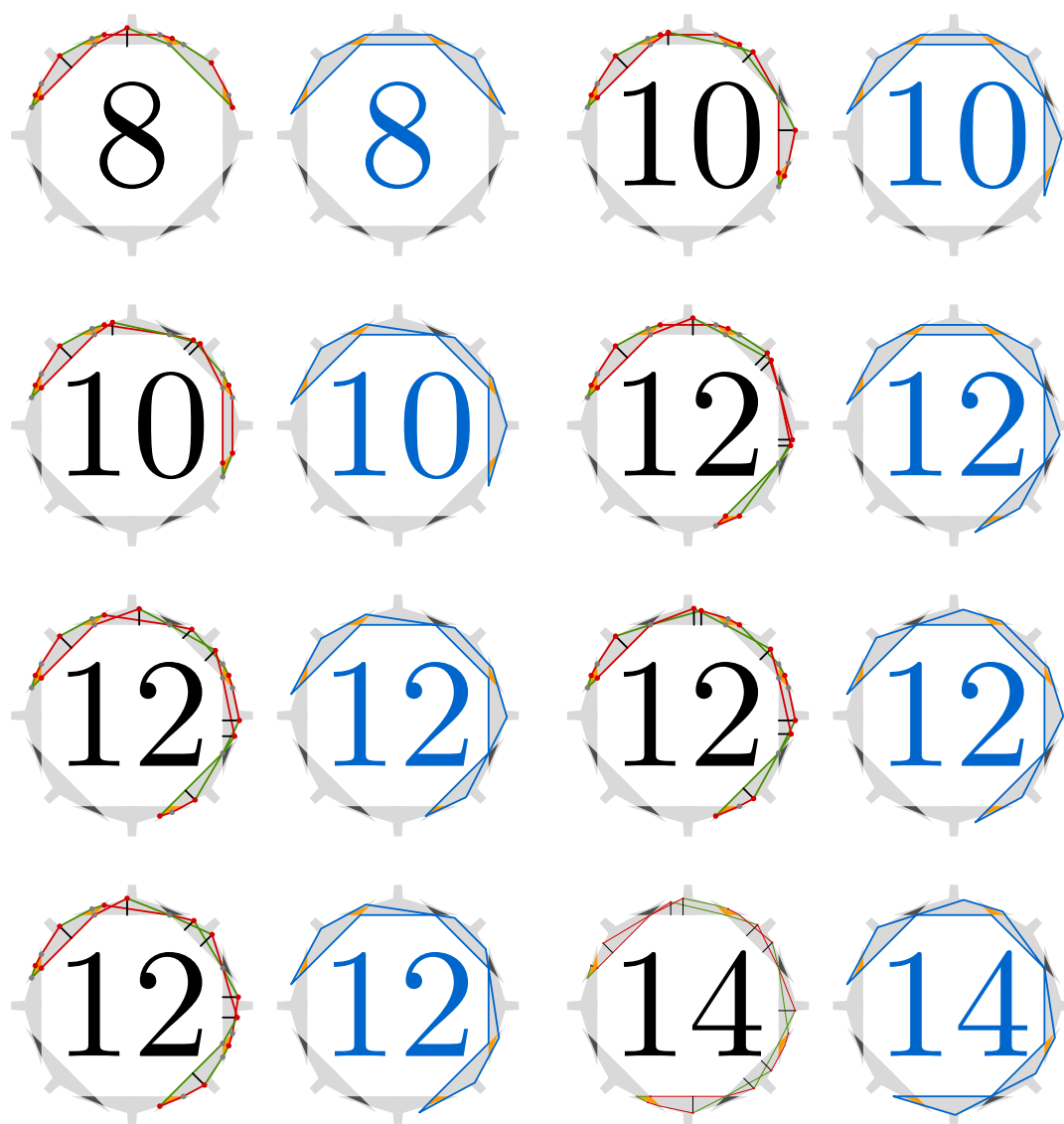
All cases are shown below in two individual figures, once illustrating the lower bound (the black numbers) on the left, using non-overlapping, non-colinear triples and once showing that this bound is in fact tight, by providing a fence achieving this exact number of segments (shown in blue).



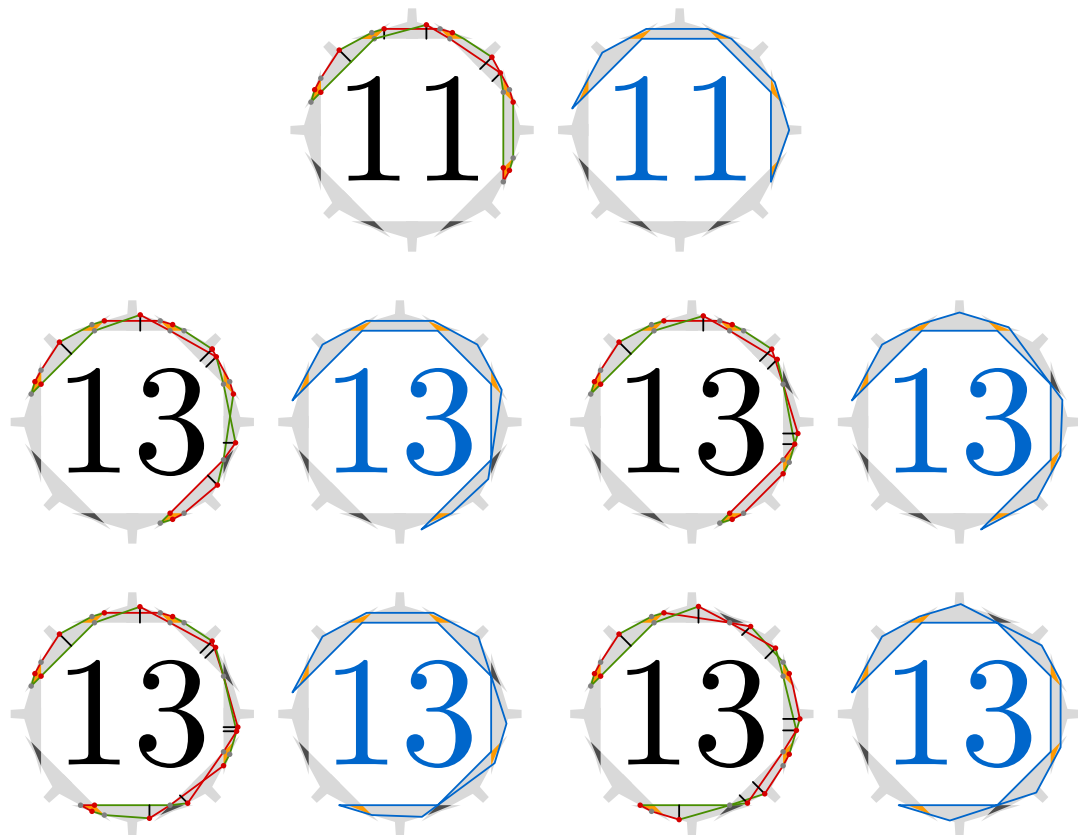
■ **Figure 17** Fences including 2 polygons



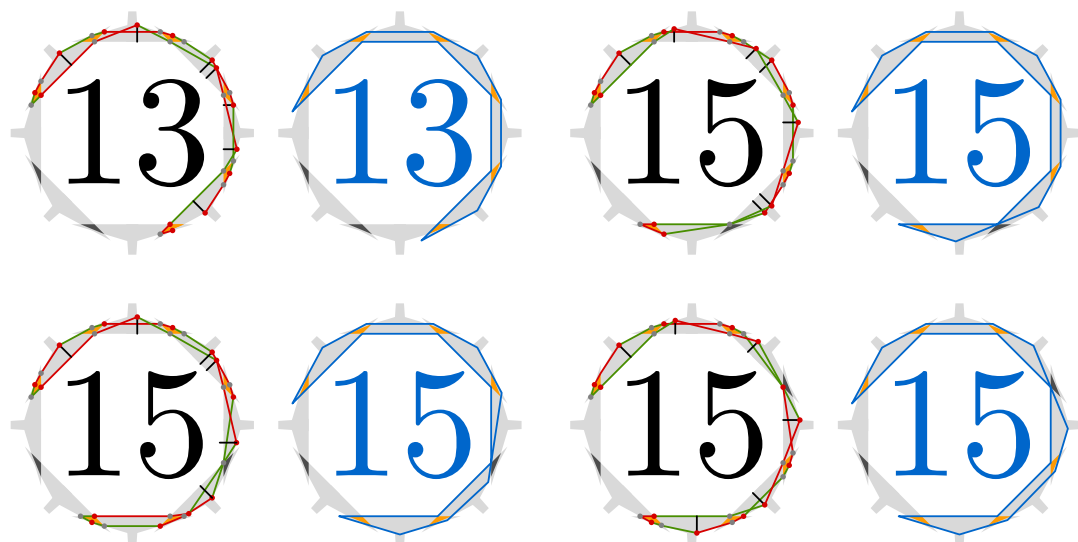
■ **Figure 18** Fences including 3 polygons



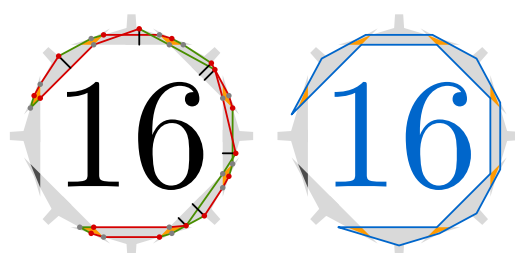
■ **Figure 19** Fences including 4 polygons



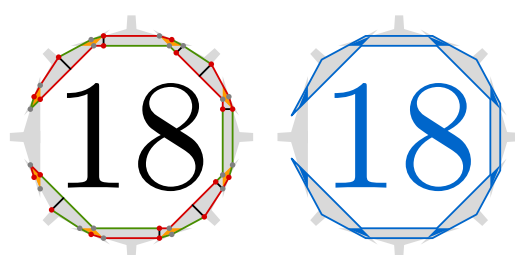
■ Figure 20 Fences including 5 polygons



■ Figure 21 Fences including 6 polygons




■ **Figure 22** Fences including 7 polygons




■ **Figure 23** Fences including 8 polygons

C Complete enumeration of possible fences at the clause triangle

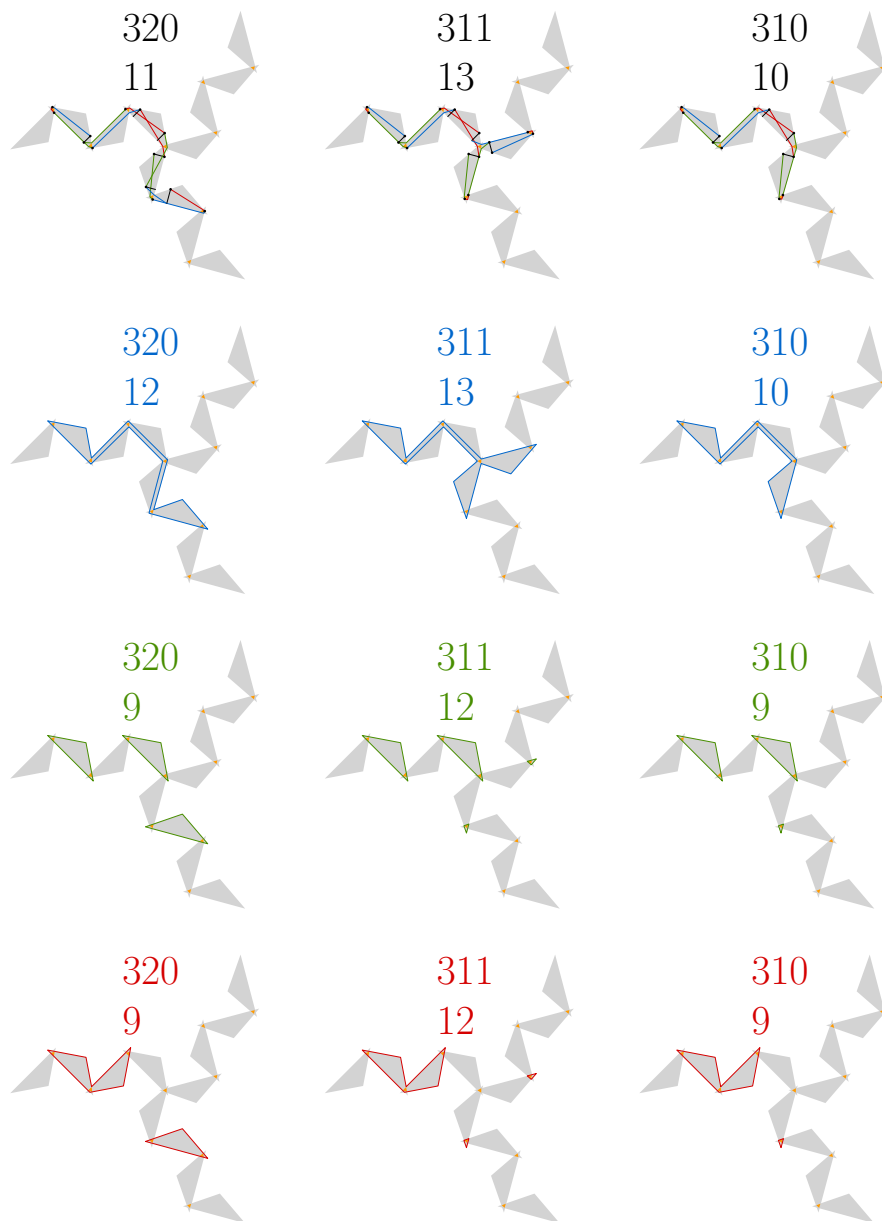
This section illustrates the enumeration argument of the proof of Lemma 11. Every case is shown four times in a column. The first row shows the lower bound on the number of segments for any fence including all polygons of this case, indicated by the three numbers in the upper left corner. These labels should be read as XYZ corresponding to the case $\{B_X^1, B_Y^2, B_Z^3\}$. The second row shows that all given bounds are in fact tight, as they can be achieved with the shown blue fences. The third and fourth row show (except for cases 111 and 110), that such a fence can be replaced with a collection fences, which in total achieve a lower number of segments, while either including (3rd row in green) or excluding (4th row in red) the clause triangle, i.e., in both cases, the original fence was not minimal.



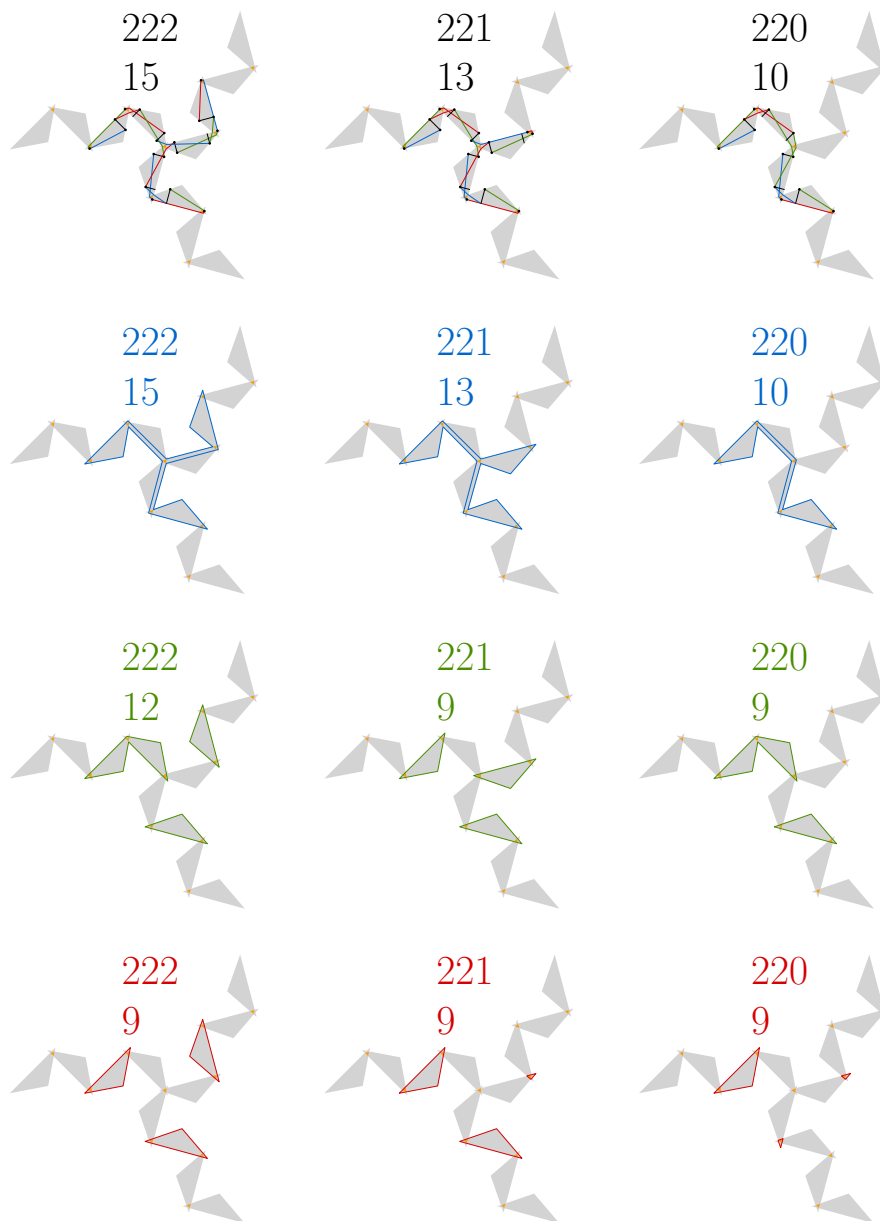
■ **Figure 24** Fences including exactly 3 inner polygons of one and at most 3 of any other wire.



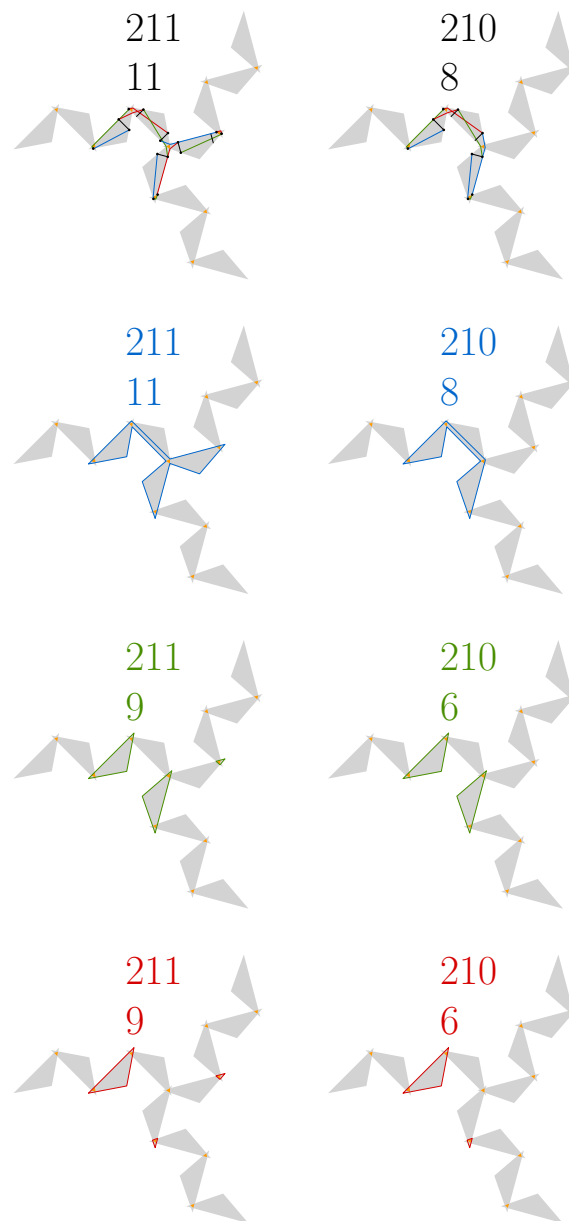
■ **Figure 25** Fences including exactly 3 inner polygons of one and at most 3 of any other wire.



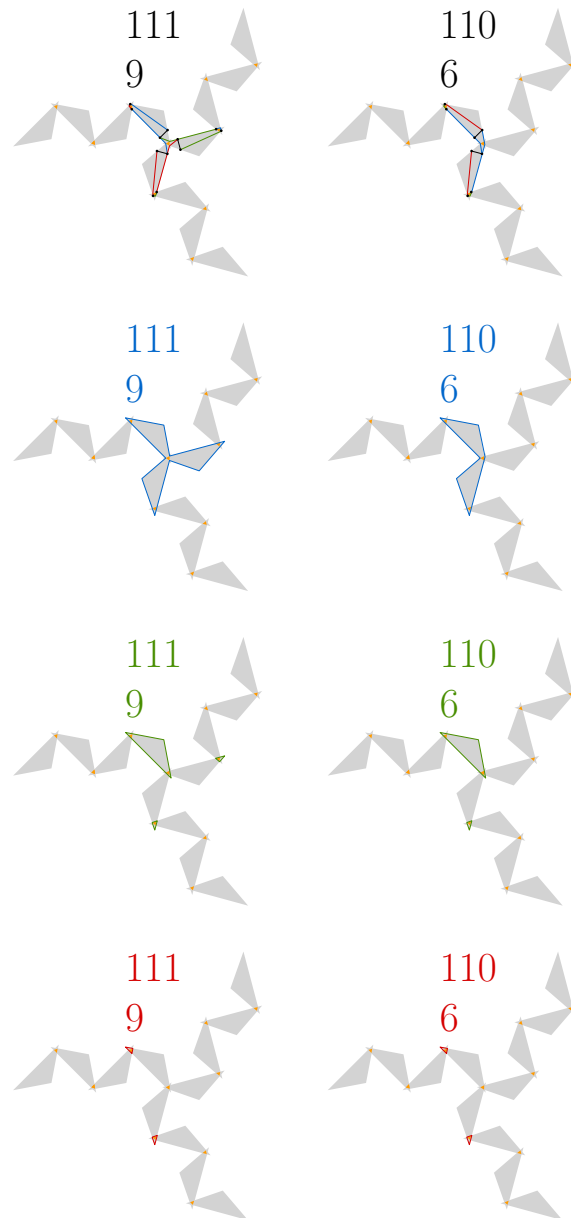
■ **Figure 26** Fences including exactly 3 inner polygons of one and at most 3 of any other wire.



■ **Figure 27** Fences including exactly 2 inner polygons of one and at most 2 of any other wire.



■ **Figure 28** Fences including exactly 2 inner polygons of one and at most 2 of any other wire.



■ **Figure 29** Fences including exactly 1 inner polygons of one and at most 1 of any other wire.

D

 Omitted Proofs of Section 3

► **Lemma 16.** *Let P be a polygon without self-intersection, \mathcal{H} a set of holes and \mathcal{T} a triangulation of P . Then for every pair of triangles $T_1, T_2 \in \mathcal{T}$ with $T_1 \neq T_2$ there are at most $4|\mathcal{H}|^2$ different equivalence classes of splitting segments.*

Proof. Let $\mathcal{H}^\cap \subseteq \mathcal{H}$ be the set of holes, which intersect the joint convex hull C of T_1 and T_2 or are fully contained in it. Let l be a splitting segment with endpoints $p \in T_1$ and $q \in T_2$. Observe, that since l is completely contained in $C - \mathcal{H}$ we, by definition of equivalent splitting segments, can disregard any hole $H \notin \mathcal{H}^\cap$.

Let $l \in C$ be a splitting segment of T_1 and T_2 , which has a set $L \subseteq \mathcal{H}^\cap$ of holes to its left and a set $R \subseteq \mathcal{H}^\cap$ to its right. There exists another splitting segment l_c whose supporting line is a bitangent on two holes, say $H_L \in L$ and $H_R \in R$, such that l_c has also L to its left and R to its right. We obtain the splitting segment l_c from l by rotating l first around its center point until it touches either H_L or H_R in a point r and then continue to rotate l around r until it touches the second hole, see Figure 8a. Since any pair of holes has at most four bitangents (Figure 8b) there are at most $4|\mathcal{H}^\cap|^2$ equivalence classes. ◀

► **Theorem 17.** *Given an instance \mathcal{P} of BMLF with outer polygon $Q \in \mathcal{P}$, we can decide in time $O(kn^{2k+4})$ if a minimum link fencing \mathcal{F} of \mathcal{P} exists, in which every fence contains at most two polygons, each fence in the fencing has at most k segments, and n is the number of corners in \mathcal{P} .*

Proof. Throughout, we consider the triangulation \mathcal{T} of the free space of \mathcal{P} . Let $t+1$ be the number of colors in the given instance and c_1, \dots, c_t be the colors of polygons in \mathcal{P} with $c_i \neq f(Q)$ for all $i = 1, \dots, t$.

Observe that the homotopy of a fence including exactly one polygon $P \in \mathcal{P}$ is unique. We find a path α with this homotopy in the triangulated free space between the polygons in \mathcal{P} by traversing the boundary of P clockwise and at every corner of the polygon adding every incident triangle of \mathcal{T} in clockwise order to a list. This yields a series of triangles from which we can construct a loop α such that P is contained in α . This can be done, for example, by connecting all midpoints of triangulation segments of a triangle and its successor in the loop. Then, we use Theorem 15 to obtain a minimum-link fence for P from α or determine that no fence with at most k links exists. Computing all individual fences requires $O(|\mathcal{P}|kn) = O(kn^2)$ time.

Next, we consider every pair $P_1, P_2 \in \mathcal{P}$ with $P_1 \neq P_2$, $c_i = f(P_1) = f(P_2)$ and $i \in \{1, \dots, t\}$. Note that in contrast to a fence containing only one polygon, a fence containing exactly two polygons can belong to several different homotopy-classes w.r.t. the remaining polygons.

Now, we describe how to compute a minimum-link fence F for two polygons P_1 and P_2 of \mathcal{P} . Recall that all polygons in \mathcal{P} together have n corners. Since we have only $O(n)$ triangles in \mathcal{T} we can iterate over all possible $O(\binom{n}{k}) \in O(n^k)$ ordered tuples of k triangles. Fix in the following such an ordered k -tuple (T_1, \dots, T_k) of triangles in \mathcal{T} . There are only $O(|\mathcal{P}|^2)$ many non-equivalent splitting segments connecting points in triangles T_i and T_{i+1} by Lemma 16. Consequently, we can iterate over the $O((|\mathcal{P}|^2)^k) = O(n^{2k})$ many different combinations of splitting segments between consecutive triangles. In case there are two consecutive triangles between which no possible splitting line exists we reject this tuple of triangles. Assume in the following that we fix for every pair T_i and T_{i+1} a splitting segment l_i .

It remains to construct a plane loop α as input for the algorithm of Hershberger and Snoeyink [10] or decide that no such loop exists for the fixed choices of triangles and splitting

segments. From the triangles T_1, \dots, T_k and the splitting segments l_1, \dots, l_k we derive a sequence of triangles τ_1, \dots, τ_z of \mathcal{T} that α has to visit. Since the triangulation \mathcal{T} is defined by the corners of polygons in \mathcal{P} each splitting segment l_i gives rise to a unique sequence of triangles. We concatenate all these sequences starting with the sequence induced by l_1 to obtain the sequence $\Theta = (\tau_1, \dots, \tau_z)$. Observe, that triangles along this sequence may repeat and that $\tau_1 = \tau_z$.

It remains to decide if there exists a plane loop α visiting each triangle of Θ in order. To make the following description simpler let s_i be the shared boundary of τ_i and τ_{i+1} . If for no i with $i \in \{1, \dots, z-1\}$, we find that $s_i = s_{i+1}$ we create a loop α by connecting the centerpoint of s_i with the one of s_{i+1} . Since no boundary repeats, this is always possible without any centerpoint and hence triangle being used twice. Finally, we add the segment from the centerpoint of s_z to the centerpoint of s_1 which is also always possible as $\tau_1 = \tau_z$.

Now assume there exist at least two indices i and j with $i \neq j$ and $i, j \in \{1, \dots, z\}$ such that $s_i = s_j$. Build the loop as before and let $\alpha_1, \dots, \alpha_z$ be the segments in the constructed loop. Since we allow repeated boundaries there exist subsequences among the $\alpha_1, \dots, \alpha_z$ that are repeated. In the following we assume that we only consider inclusion maximal repeated subsequences. Let $A = \{\alpha'_1, \dots, \alpha'_a\}$ be one occurrence of such a subsequence of the α_i 's that is repeated at least once and let \hat{A} be a different occurrence. Let s'_1, \dots, s'_a be the subsequence of the s_i 's that correspond to the triangle boundaries passed by the segments in A and $\hat{A} = \{\hat{\alpha}_1, \dots, \hat{\alpha}_a\}$. Now observe that in a plane loop the vertices of A and \hat{A} have to always appear in the same order along s'_1, \dots, s'_a . If they would not, let s'_i and s'_{i+1} for $i \in \{1, \dots, a-1\}$ be two segments such that the vertices of A and \hat{A} on s'_i and s'_{i+1} are not in the same order. Without loss of generality assume the vertex of A on s'_i is above the one of \hat{A} and the opposite is true for s'_{i+1} , then we find that α_i and $\hat{\alpha}_i$ cross. Hence, the only decision to make is to decide, for each pair of repeated subsequences, in which order their vertices appear along the corresponding triangle-boundaries. Since every repeated subsequence implies an intersection between two segments l_i and l_j with $i \neq j$ and $i, j \in \{1, \dots, k\}$ we find that there are at most k^2 such repeated sequences. Consequently, there are at most $2^{O(k)}$ possible ways to distribute the center points in each shared part along the boundaries.

To sum up, for one pair of polygons P_1, P_2 we have to consider $O(n^{2k})$ possible non-homotopy equivalent fences and for each homotopy we can check in $O(n^2 \cdot 2^k)$ if there exists a plane loop α realizing it, leading to a total runtime of $O(2^k \cdot n^{2k+2})$ to enumerate every potential homotopy of a minimum link fence. For each of the $O(n^{2k})$ different homotopies, we can use Theorem 15 to compute a minimum link fence in $O(kn)$, hence we can compute a minimum link fences for all pairs of polygons in $O(n^2 \cdot kn^{2k+2}) = O(kn^{2k+4})$.

If for any polygon no fence, alone or in a pair with another polygon, with k or fewer links is found, we return that no solution exists. Otherwise, let λ_{uv} be the number of links for a minimum link fence containing $P_u, P_v \in \mathcal{P}$ and λ_u the number of links for a minimum link fence containing only $P_u \in \mathcal{P}$. Consider a complete graph G containing one vertex u for each polygon $P_u \in \mathcal{P}$ and one more vertex x if $|\mathcal{P}|$ is odd. Set the edge-weights $w(u, v) = \min\{\lambda_{uv}, \lambda_u + \lambda_v\}$ and $w(x, u) = \lambda_u$ for $P_u, P_v \in \mathcal{P}$. If for some $P_u \in \mathcal{P}$ or pair $P_u, P_v \in \mathcal{P}$ no fence with $\leq k$ segments existed we remove that edge.

To find a minimum-link fencing of \mathcal{P} it now suffices to compute a minimum weight perfect matching in G . Let M be such a matching. Then, a minimum link fencing \mathcal{F} of \mathcal{P} can be constructed from M in the following way. If $uv \in M$, we add the (pre-computed) minimum link fences containing only P_u and P_v to \mathcal{F} if the weight $w(u, v) = \lambda_u + \lambda_v$ or the fence containing P_u and P_v if $w(u, v) = \lambda_{uv}$. If $|\mathcal{P}|$ was odd we also find an edge $xu \in M$ and we

add the fence containing only P_u to the fencing.

Finding a minimum weight perfect matching in a general graph with V vertices and E edges can be done for example in $O(V^2E)$ time via finding a maximum weight perfect matching (e.g. [7]) in the same graph with edge weights set to maximum edge-weight plus one minus the original edge-weight. Since G has $O(|\mathcal{P}|)$ vertices and $O(|\mathcal{P}|^2)$ edges we can compute this matching in $O(|\mathcal{P}|^4) = O(n^4)$, which is dominated by the initial computation of the minimum link fences. ◀