

Multimodal Prediction of Spontaneous Humour: A Novel Dataset and First Results

Lukas Christ¹, Shahin Amiriparian¹, Alexander Kathan¹, Niklas Müller², Andreas König²,
and Björn W. Schuller^{1,3}, *Fellow, IEEE*

Abstract—Humour is a substantial element of human affect and cognition. Its automatic understanding can facilitate a more naturalistic human-device interaction and the humanisation of artificial intelligence. Current methods of humour detection are solely based on staged data making them inadequate for ‘real-world’ applications. We address this deficiency by introducing the novel Passau-Spontaneous Football Coach Humour (Passau-SFCH) dataset, comprising of about 11 hours of recordings. The Passau-SFCH dataset is annotated for the presence of humour and its dimensions (sentiment and direction) as proposed in Martin’s Humour Style Questionnaire. We conduct a series of experiments, employing pretrained Transformers, convolutional neural networks, and expert-designed features. The performance of each modality (text, audio, video) for spontaneous humour recognition is analysed and their complementarity is investigated. Our findings suggest that for the automatic analysis of humour and its sentiment, facial expressions are most promising, while humour direction can be best modelled via text-based features. The results reveal considerable differences among various subjects, highlighting the individuality of humour usage and style. Further, we observe that a decision-level fusion yields the best recognition result. Finally, we make our code publicly available at <https://www.github.com/EIHW/passau-sfch>. The Passau-SFCH dataset is available upon request.

Index Terms—Humour, Multimedia, Dataset, Affective Computing, Sentiment Analysis, Computer Audition, Computer Vision, Natural Language Processing

1 INTRODUCTION

HUMOUR can be defined as a communicative expression that establishes surprising or incongruent relationships or meaning and is intended to amuse [1, 2]. Humour is arguably one of the key aspects of human communication, and characterised by its multifaceted nature. Whether in form of a simple punchline or humorous non-verbal behaviour within a conversation, humour can be used in a variety of ways and can have strong effects on the mental states of the interlocutors, making it a powerful form of interaction [3, 4]. In fact, humour not only impacts individuals, but also group behaviour and group dynamics. For example, humour has been shown improve team performance in companies when managers use it properly [5]. More generally, humour can foster social exchange, stress relief [4] and creativity [5].

Numerous disciplines, including sociology [6], psychology [7, 8], philosophy [9], and neuroscience [10] have investigated humour from different perspectives. In computer science and, especially, affective computing, the automatic measurement of humour has attracted increasing research interest in recent years, e. g. [11, 12, 13]. In particular, humour has been identified as important in human-computer interaction [14, 15]. Because of the ubiquity of humour

in our everyday interpersonal interactions, its automatic measurement is highly relevant [3].

Humour can be expressed in a variety of ways and modalities. An utterance can be perceived as humorous due to its semantic content (text), accompanying gestures or facial expressions (visual signals), variations in voice (audio signal) or a combination thereof. Automated Machine Learning (ML)-based humour recognition can exploit this multimodality of humour by taking the textual, visual, and acoustic modalities into account, e. g. [13].

In addition, lightweight ML frameworks such as DEEPSPECTRUMLITE [16] enable an on-device humour recognition [16].

Previously presented multimodal ML approaches are based on datasets in which humour is used in a scripted context, e. g., data collections from TED Talks [17] or TV series [18, 19].

To the best of our knowledge, there is no database allowing for an automated detection of *spontaneous* humour. This poses a difficulty as spontaneous *in-the-wild* humour may substantially differ from planned humour in a scripted scenario. Moreover, existing datasets typically only come with a simple, binary label scheme indicating presence of humour.

To address these shortcomings, we contribute with this work by introducing the novel Passau Spontaneous Football Coach Humour (PASSAU-SFCH) dataset which is based on press conferences – and hence, non-scripted communication – of professional football coaches from the German *Bundesliga* (the national premier soccer league). PASSAU-SFCH includes annotations according to the Humour Style Questionnaire (HSQ) proposed by Martin et al. [20]. We com-

¹Lukas Christ, Shahin Amiriparian, Alexander Kathan, and Björn Schuller are with the Chair of Embedded Intelligence for Health Care and Wellbeing, University of Augsburg, Germany. {lukasl.christ, shahin.amiriparian, alexander.kathan, bjoern.schuller}@uni-a.de

²Niklas Müller and Andreas König are with the Chair of Strategic Management, Innovation, and Entrepreneurship, University of Passau, Germany. {niklas.mueller, andreas.koenig}@uni-passau.de

³Björn Schuller is also with GLAM – the Group on Language, Audio, & Music, Imperial College London, UK.

pare the PASSAU-SFCH dataset to other humour detection databases and provide deeper insights into the data.

Furthermore, we extract an extensive set of features for the audio, video, and text modalities. Based on that, we conduct a series of ML experiments on automatically analysing the spontaneous use of humour in PASSAU-SFCH.

2 RELATED WORK

Early approaches to automatic humour recognition focused on textual data only. We give a brief overview of them in Section 2.1. Recently, multimodal approaches, discussed in Section 2.2, have attracted increasing interest.

2.1 Textual Humour Recognition

Humour recognition is a vivid subfield of Natural Language Processing (NLP). First attempts to text-based humour recognition can be traced back to 2004 when Taylor and Mazlack [21] investigated wordplay in jokes utilising N-grams. In 2005, Mihalcea and Strapparava [22] introduced a dataset of humorous and non-humorous one-liner sentences sourced from the web alongside machine learning approaches to predict whether a sentence is humorous or not. Another dataset often used is the *Pun of the Day* dataset created by Yang et al. [23], consisting of puns scraped from a website and non-humorous data acquired from, amongst others, news websites. Recently, social media data became a popular source for textual humour datasets, with datasets based on tweets [24, 25, 26] and Reddit posts [11] being proposed. While the majority of the available datasets are in English, corpora in Italian [27], Spanish [25], Chinese [28], and Russian [29, 30] have been created. Typically, these datasets come with a binary labelling, i. e., texts are annotated on whether they are humorous or not. This is different in, e. g., *#HashtagWars* [24] and the dataset by Castro et al. [25], where texts are annotated with different degrees of humour. For task 7 of SemEval-2017 [31], English puns have been labelled for the location and interpretation of the word being responsible for the pun. Task 7 of Semeval-2021 [32] introduced a dataset in which social media posts are not only labelled for humorous intention, but also regarding controversy and offensiveness. Another approach to creating text-based humour recognition datasets is headline editing [33, 34]. West and Horvitz [33] let annotators edit a funny news headline into a serious one, while Hossain et al. [34] reverse this process, encouraging annotators to modify a serious headline into a funny one.

Earlier textual humour recognition approaches relied on handcrafted features such as antonymy or alliterations and machine learning models like Support Vector Machines (SVMs) and Random Forests [22, 23]. In recent years, Deep Neural Networks (DNNs) have been employed. To give an example, Chen and Soo [28] build a Convolutional Neural Network (CNN), while Ren et al. [35] propose an approach based on Long Short-Term Memorys (LSTMs) and an attention mechanism. With the advent of large pretrained transformer language models like BERT [36], the focus of textual humour detection shifted towards such models, motivated by their promising performance in many NLP downstream tasks. For example, Weller and Seppi [11] finetune BERT for

the recognition of jokes. Similarly, [37] make use of BERT sentence embeddings to tell jokes and non-jokes apart.

2.2 Multimodal humour recognition

Even though scholars have made promising attempts to model humour based on texts alone, semantics is only one aspect of an utterance. Especially when it comes to more natural scenarios like dialogues between people, voice and mimic often complement the semantic content of an utterance and may help both humans and machine learning models to better grasp whether an utterance is meant to be humorous or not. However, the investigation of multimodal approaches to humour recognition gained traction considerably later than text-only humour recognition. To the best of our knowledge, Bertero and Fung [18] were the first to create a multimodal dataset for humour detection in 2016. They extracted dialogues from the TV sitcom *The Big Bang Theory* and utilised the canned laughter to automatically label them as being humorous or not. Similar datasets, also based on *The Big Bang Theory* and labelled using canned laughter, are created in [38] and [39]. In general, TV shows are a popular source for multimodal humour datasets. Wu et al. [19] introduce two datasets MUMOR-EN and MUMOR-ZH, constructed from the English sitcom *Friends* and a Chinese sitcom, respectively. MaSaC [40] consists of Hindi-English code-mixed sitcom dialogues manually annotated for the presence of humour as well as sarcasm. A different approach is presented in [41], where the authors obtained humour labels by exploiting time-aligned user comments for videos on the Chinese video platform Bilibili. Hasan et al. [17] compile their dataset UR-Funny from TED talk recordings, using laughter markup in the provided transcripts to automatically label punchline sentences in the recorded talks. For Open Mic, Mittal et al. [42] collected standup comedy recordings and used the audience's laughter to create annotations indicating the degree of humour on a scale from zero to four. Similar to text-only datasets, most multimodal datasets are in English, notable exceptions being the already mentioned MUMOR-ZH [19], MaSaC [40], the Chinese dataset used in [41] and M2H2 [43], which is based on a Hindi TV show.

Regarding multimodal humour prediction, Bertero and Fung [18] experiment with CNNs and Recurrent Neural Networks (RNNs), but also Conditional Random Fields (CRFs). More recent approaches often use (self-)attention mechanisms to fuse representations of different modalities. For instance, the MuLOT model proposed by Pramanick et al. [12] employs attention within and across different modalities. Hasan et al. [13] obtain Transformer-based embeddings for the audio, video, and text modality and complement the latter with additional textual features inspired by humour theories. Further examples include the models introduced in [17], [40], [39], and [38]. The aforementioned methods were developed specifically for the humour detection task. Besides, models intended for multimodal sentiment-related tasks in general have been introduced and evaluated also for the humour detection task recently. Examples of such generic approaches are Multimodal Transformer (MulT) [44], Modality-Invariant and -Specific Representations for Multimodal Analysis (MISA) [45], and Bi-

bimodal Fusion Network (BBFN) [46], which have all shown promising performance for the UR-Funny dataset.

A variant of PASSAU-SFCH was already featured in the MUSE-HUMOR subchallenge of the Multimodal Sentiment Analysis Challenge (MuSe) 2022 [47, 48]. Here, participants were tasked with predicting the presence of humour in PASSAU-SFCH. Participants could utilise the text, audio, and video modality. Several systems were proposed to tackle this task, all of them employing the Transformer architecture [49, 50, 51].

3 PASSAU SFCH DATABASE

The PASSAU-SFCH database was originally created to develop a multimodal measurement of executive humour, i.e., humour utilised by corporate leaders. For at least two reasons it is particularly suitable to use data of press conferences by coaches of soccer teams for the purpose of automatic humour recognition.

First, a large amount of relevant data, including audio-visual recordings of press conferences, is publicly available. Second, football press conferences are quasi-experimental settings [52] including ad-hoc communication. Football coaches and journalists meet on a regular basis and follow standardised, structured procedures and rules, such as requirements for positioning of lights and a predetermined protocol of opening statement and question & answer format [53]. The standardised setting facilitates comparability across individual videos, different coaches, and time.

Sections 3.1 to 3.7 introduce the PASSAU-SFCH database in detail. Moreover, we discuss its differences to existing humour detection datasets in Section 3.8 and its limitations in Section 3.9.

3.1 Collection

We collected 59 pre-match press conference videos of 10 Bundesliga coaches from the first 13 match days of the season 2017/2018. The videos are publicly available and were downloaded from the different clubs’ websites and social media presences. We ensured that videos only comprise the actual press conference, manually removing advertisements or waiting time without coaches and the like, if necessary. We aimed for our raw dataset to comprise at least 1 hour of communication for each of the 10 coaches. The number of press conferences per coach ranges from 3 to 11 because of difference in total press conference duration across clubs. Throughout this work, we refer to individual coaches by IDs from 1 to 10 for the sake of privacy.

As an important limitation, the coaches are all male, aged between 29–52 years (average 42 years) and of similar cultural background.

Table 1 displays statistics on the lengths of the individual recordings and recordings per coach. Importantly, our sample only includes native German speakers with full professional proficiency to mitigate the potential influence of different cultural contexts, a coach preference for certain communication content and style as well as audience’s reaction to their humour [54].

	#	μ (Duration)	σ (Duration)
subjects	10	01:05:30	00:15:48
videos	59	00:11:06	00:06:51

TABLE 1: Key dataset statistics. Durations are given in the hh:mm:ss format. All information refer to the data after parts where the coach is not speaking have been removed (cf. Section 3.4).

3.2 Transcriptions

We obtain transcriptions for every video in four steps. First, we generate automatic transcriptions via an XLSR-Wav2Vec2 model [55] fine-tuned on the German part of CommonVoice [56]¹. Especially depending on the degree of the dialect spoken by the subjects, we find the results to be of mixed quality.

Hence, in the second step, the automatic transcriptions were corrected manually. Third, in order to be able to align the transcripts to the videos, we use the Montreal Forced Aligner tool [57] to create timestamps on the word-level. Lastly, since we need the transcripts to be segmented into sentences for textual feature extraction, we apply the Transformer-based multilingual punctuation restoration model introduced by Guhr et al. [58]² to the manually corrected transcriptions.

3.3 Annotation

The videos are subsequently annotated by 9 trained annotators (5 female, 4 male) of similar age (average 25.33 years; range 23–31 years) and background.

The annotators received a thorough preparation through mandatory, full-day training, and an illustrative handbook. In the training, the annotators gained a theoretical understanding of humour and were provided with practical annotation examples.

As annotation scheme, we choose the two dimensions of humour of the HSQ proposed by Martin et al. [20], according to whom different styles of humour usage can be characterised by their sentiment – i.e., negative vs positive – and their direction – i.e., self-directed vs directed at others. This results in 4 different humour styles, as illustrated in Figure 1.

The annotation process was split into an initial screening of the press conference videos, and humour-style annotation using DARMA [59].

With a rate of 2 Hz, the annotations are practically real-time. In line with the HSQ, one axis was dedicated to humour direction, the other to sentiment. The annotators were instructed not to cause any amplitude when no humour is present. Moreover, the annotators marked the segments in which the coach is speaking by pressing a button on the joystick which helps split the data into the relevant speaking time. Also, the annotators were able to pause the annotation process to ensure leeway for more difficult instances or any distractions.

1. <https://huggingface.co/jonatasgrosman/wav2vec2-large-xlsr-53-german>

2. <https://huggingface.co/oliverguhr/fullstop-punctuation-multilang-large>

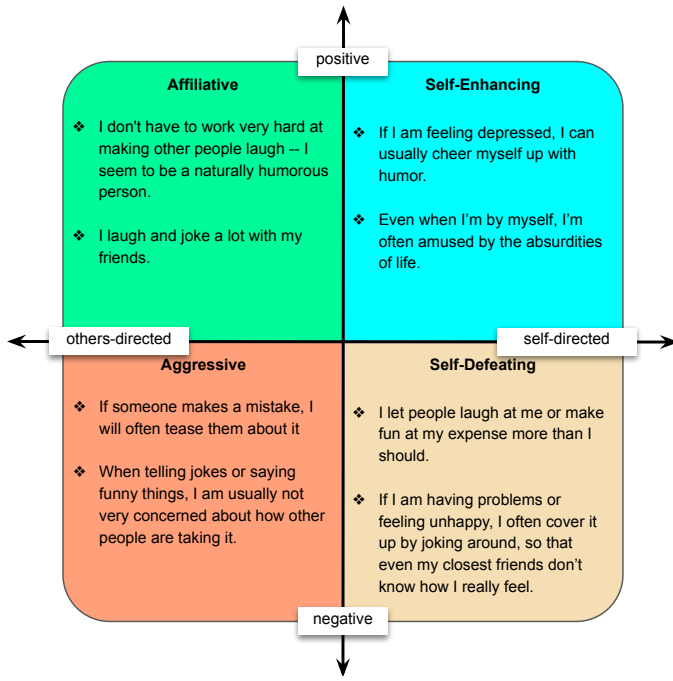


Fig. 1: Illustration of the humour styles proposed by Martin et al. [20]. The x-axis represents the sentiment dimension (negative vs positive sentiment), and the y-axis the direction dimension (self vs other-directed). The resulting quadrants each correspond to a humour style and are illustrated with items from the HSQ which are associated with the respective humour style (cf. Martin et al. [20] p. 58f.)

3.4 Preprocessing

Utilising the button annotations, we remove all parts of the video in which the coach is not speaking. This is necessary because we aim to predict humour solely based on data of the person in question, without considering possible reactions from the audience, especially laughter. After that, we are left with a dataset containing about 11 hours of video in total, with about an hour of video recordings per coach.

Regarding the annotation signals, we first apply thresholding to remove small, evidently erroneous amplitudes. Afterwards, the signals are clipped in order to account for outliers and subsequently min-max normalised. An annotation value is considered an outlier if it deviates from the mean by more than 2.5 standard deviations. We perform all these operations separately for each annotator and dimension (sentiment, direction). Moreover, because of the sparsity of segments considered humorous, we entirely ignore zero values in all of the computations mentioned above.

3.5 Agreement

The agreement is reported for both the sentiment and direction annotations. Moreover, agreement on whether humour was detected at all can be computed.

On average, about 4.4% of the sentiment annotations per rater are non-zero, with a standard deviation of 2.3%. Similar values can be observed for the direction labels, with a mean of 4.7% and a standard deviation of 2.1%. Because of this sparsity, we report the agreement only for

the subset of the signals in which at least one annotator generated an amplitude for the respective dimension. For the agreement regarding sentiment and direction annotations, the Concordance Correlation Coefficient (CCC) is applied to the continuous signals. Comparing pair-wise different annotators, we obtain a mean pairwise CCC of .0985 for sentiment and a mean pairwise CCC of .0845 for direction. The standard deviations are .0485 and $\pm .0392$, respectively.

In order to estimate the agreement on whether humour is present, we treat every annotation as humorous if there is an amplitude for either sentiment or direction, regardless of its sign. Since this yields binary labelling, the Intersection over Union (IoU) metric can be utilised to compare the annotators in a pair-wise manner. This results in a mean pair-wise IoU of .1554 with a standard deviation of .0433.

Figure 2 shows the mean pairwise IoU values for the detection of humour per annotator and coach. Overall, the agreement for all annotations is considerably low. Humour is only displayed occasionally by coaches during a press conference. Moreover, oftentimes this humour is, on the one hand, rather subtle, and, on the other hand, domain-specific, i. e., a basic understanding of football may not be sufficient to understand the evoked allusions and jokes. Another problematic aspect is that the type of humour may vary for different coaches. This intuition is supported by a closer look at the agreements for each coach.

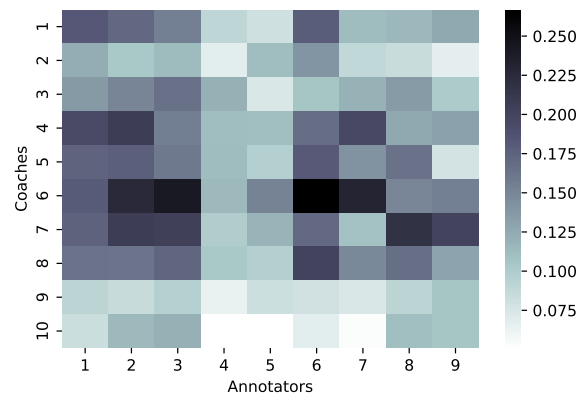


Fig. 2: Mean humour agreements per coach and rater. Each cell represents the mean IoU on the binary humour labels between an annotator and all the other annotators for the respective coach.

As depicted in Figure 2, agreement is highly coach-dependent, with for example coach 9 displaying low mean IoUs compared to a relatively high agreement for, e.g., coach 5. Moreover, there are annotators who usually show a comparatively low agreement with other annotators, e.g., annotator 3. Depending on factors such as knowledge, norms and other cognitive structures, people perceive different events as humorous [7]. In other words, our annotation data reflect that the expression and perception of humour is highly contextual [60].

3.6 Gold Standard Creation

We first generate gold standard labels for sentiment and direction of humour by fusing the respective annotations

in every video. The following describes the gold standard creation procedure which was applied to both the sentiment and the direction annotations.

Let $A = \{a_1, \dots, a_9\}$ denote the set of annotators and $N = \{n_1, \dots, n_{|N|}\}$ the set of videos. We write $x_{n,a}$ for the signal corresponding to the annotation of a video $n \in N$ by a rater $a \in A$.

Consistent with established practices for fusing continuous affect-related annotations [61, 62, 63], we utilise a fusion method in the fashion of Evaluator Weighted Estimator (EWE) [64], i.e., we calculate agreement-based weighted sums from the individual annotators' signals. Since agreement varies depending on the coach in question (cf. Section 3.5), we calculate a weight $w_a(c)$ for every annotator a and coach c . To do so, we only consider frames for which at least one annotator caused an amplitude. These signals are concatenated per annotator a and coach c , resulting in signals $\mathbf{x}_{N|c,a}$.

Our weightings $w_a(c)$ then include two aspects of agreement. On the one hand, weights $w_a(c)'$ based on the agreements between the annotator a 's and all other annotators' signals are computed utilising CCC, as given in Equation (1). On the other hand, we consider agreement regarding the sheer presence of humour. For example, if annotator a disagrees with a' on whether an utterance is self- or others-directed, they still agree on the utterance being humorous. To account for this kind of agreement, another weight $w_a(c)''$ is calculated based on the signals' absolute amplitudes, as can be seen in Equation (2).

$$w_a(c)' = \frac{1}{|A| - 1} \sum_{a' \neq a} \text{CCC}(\mathbf{x}_{N(c),a}, \mathbf{x}_{N(c),a'}), \quad (1)$$

$$w_a(c)'' = \frac{1}{|A| - 1} \sum_{a' \neq a} \text{CCC}(|\mathbf{x}_{N(c),a}|, |\mathbf{x}_{N(c),a'}|). \quad (2)$$

In Equation (2), $|\cdot|$ is meant to be an element-wise application of the absolute operator to a signal. The final weights $w_a(c)$ are then computed according to Equation (3).

$$w_a(c) = \frac{w_a(c)' + w_a(c)''}{\sum_{a' \in A} (w_{a'}(c)' + w_{a'}(c)'')}. \quad (3)$$

Finally, the gold standard values for sentiment and direction are calculated as weighted sums.

Based on the fused annotations for sentiment and direction, a binary signal indicating the presence of humour can be computed. Any amplitude in any of the two dimensions is regarded as humour.

To account for small lags, we further apply a windowing approach with frame size 2s and hop size 1s to the fused sentiment and direction signals, resulting in 39 682 segments. Motivated by low Jaccard agreements for binary humour detection (cf. Section 3.5), we drop the three annotators with the lowest mean inter-annotator agreement per video. Each segment is labelled as humorous if at least 3 of the remaining 6 annotators have produced any amplitude for sentiment or direction within that segment.

For consistency, we use the same 2s windowing approach to transforming the fused sentiment and direction signals. We reduce at most 4 values per window to one via

	[%]	Sentiment		Σ
		negative	positive	
Direction	self	.0427 (.0443 \pm .0338)	.2229 (.2084 \pm .0845)	.2656 (.2528 \pm .1022)
	other	.2560 (.2337 \pm .1113)	.4759 (.5109 \pm .1123)	.7327 (.7457 \pm .1031)
Σ		.2995 (.2784 \pm .1070)	.6996 (.7205 \pm .1068)	

TABLE 2: Humour style percentages, based on humorous segments only. Means and standard deviations refer to the different coaches.

mean pooling. Finally, all sentiment and direction segments are set to 0, if the corresponding humour label is 0.

3.7 Dataset Statistics

In total, 6.02% of the 39 682 segments are labelled as humorous. Different coaches display different amounts of humour in the recorded press conferences. Figure 3 clearly illustrates considerable differences in the usage of humour in general.

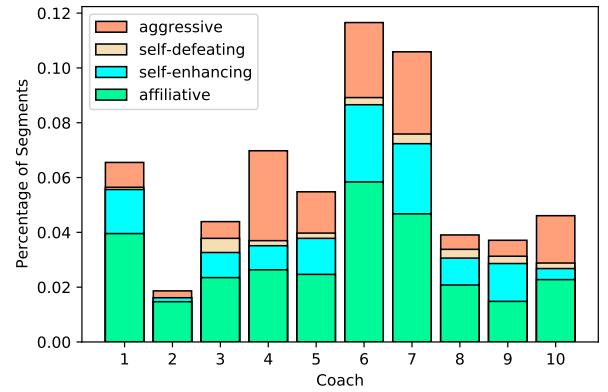


Fig. 3: Percentage of humorous segments per coach in the gold standard, partitioned by humour style.

For most coaches, affiliative – i.e., positive, others-directed humour – is the prevalent style of humour, with coach 4 being a notable exception. Self-defeating humour, on the contrary, is rare for every coach. Table 2 provides further statistics about the distributions of different humour styles in the dataset.

3.8 Comparison with other Humour Datasets

In contrast to existing humour detection datasets, the subjects in our database act, in general, spontaneously, as they do not know in advance the exact questions they will be asked at the press conference. However, it can be argued that professional football coaches are used to handling such situations. Hence, it is reasonable to speak of a *semi-staged* situation here, in contrast to fully staged scenarios like acted TV shows, standup comedy, or TED talks.

Besides, our dataset is the first to include annotations according to the HSQ. While other datasets are labelled automatically, for example by using canned laughter [18, 38], or by three human annotators [19, 43], each video in our database has been labelled by the same 9 annotators. In

Authors (Dataset Name)	Extra Labels	#Annotators	Dur. [h]	#Spk.	Lang.	% Humour	Scenario (scripted)
Bertero and Fung [18] (-)	-	-	?	? (>7)	en	42.8	<i>Big Bang Theory</i> (yes)
Yang et al. [41] (-)	-	-	6.77	1	zh	26.72	Bilibili platform (yes)
Hasan et al. [17] (UR-FUNNY)	-	-	90.23	1741	en	50	TED Talks (yes)
Mittal et al. [42] (OPEN MIC)	-	3	~ 17	?	en	87.87	Standup Comedy (yes)
Wu et al. [19](MUMOR-ZH)	-	3	18.12	91	zh	28.36	TV sitcoms (yes)
Wu et al. [19] (MUMOR-EN)	-	3	9.03	259	en	24.59	TV sitcoms (yes)
Bedi et al. [40] (MASAC)	Sarcasm	3	80.98	5	hi/en	37.9	TV show (yes)
Patro et al. [38] (-)	-	-	84	? (>7)	en	82.5	<i>Big Bang Theory</i> (yes)
Kayatani et al. [39] (-)	-	-	77.7	10	en	>25	<i>Big Bang Theory</i> (yes)
Chauhan et al. [43] (M2H2)	-	3	4.5	41	hi	33.74	TV series (yes)
Ours (PASSAU-SFCH)	Sentiment and Direction [20]	9	11	10	de	6.02	Press Conferences (no)

TABLE 3: Comparison of existing multimodal (audio, text, video) humour detection datasets and PASSAU-SFCH. *Dur.* denotes the overall duration of each dataset, *#Spk* the number of speakers in it. Regarding the language abbreviations, *zh* stands for Chinese, *hi* for Hindi and *de* for German. Note that the OPEN MIC dataset by Mittal et al. [42] is special since it contains humour intensity ratings on a Likert scale (0-4) and uses recordings of TED talks as negative examples.

addition, to the best of our knowledge, PASSAU-SFCH is the first dataset for both textual-only and multimodal humour detection in German.

Humour is distributed comparably sparsely across the recordings in PASSAU-SFCH, with only 6.02% of the segments being labelled humorous. In other datasets, at least 24% of the annotated units are considered humorous. This sparsity is due to the rather matter-of-fact nature and objectives of press conferences.

In Table 3, we provide a detailed comparison of our dataset with other humour datasets.

An aspect not covered by Table 3 is the annotation level. Different from all existing humour databases except the one created by Yang et al. [41], PASSAU-SFCH is labelled in a time-continuous manner. All other datasets listed in Table 3 are annotated at utterance level, i. e., an utterance is either a punchline/joke or not. In PASSAU-SFCH, also due to the comparably natural setting, an utterance may consist of humorous and non-humorous segments.

3.9 Limitations

A significant shortcoming of PASSAU-SFCH is that the set of subjects in the recordings is both small and homogeneous. All 10 coaches are male, share a similar cultural background and work in the same profession. Moreover, their age span only ranges from 29-52 years. A similar argument can be made regarding the demographically similar, non-random selection of annotators. Thus, many demographic groups are not represented in PASSAU-SFCH, probably limiting the generalisability of models trained on it.

Another limitation of our dataset is that though its setting is more spontaneous than in other existing datasets, the recordings are still, to a degree, staged. Press conferences are neither scripted nor truly ‘in-the-wild’ interlocutions and professional football coaches can be expected to usually handle such communicative situations in a polite, matter-of-fact way. The professional context of press conferences may also impact the humour style displayed by the coaches. For example, it is likely that coaches use aggressive humour less frequently in such a situation than in private.

Furthermore, the recordings are highly domain-specific which may especially impair generalisation in text-based

approaches. The performance of text-based methods trained on PASSAU-SFCH may also suffer from the fact that press conferences are actually multi-party conversations while in PASSAU-SFCH, each video only comprises the data of one – albeit the most important – speaker per conference, i. e., the coach.

4 EXPERIMENTAL SETUP

Our experiments are illustrated in Figure 4. In order to explore the strengths and weaknesses of all three available modalities, we compute three different contemporary feature sets for each of them. We then address the tasks of humour recognition as well as sentiment and dimension prediction. For the latter two, SVMs are utilised, while we employ Gated Recurrent Units (GRUs) for the recognition of humour. Given their simplicity and capacity to model sequences, GRUs are a natural choice for the task at hand. Note that for the experiments regarding sentiment and direction, only the segments labelled as humorous are considered. We opt for SVMs for these two tasks, after we observed massive overfitting with GRUs on the resulting comparatively small datasets. The focus of our experiments is on unimodal approaches, but we also conduct simple late fusions of trained models, gaining insight into the benefits of combining different modalities.

4.1 Features

Given the multimodal nature of humour, we make use of audio, video, and text data. For each of the three modalities, three different feature sets are computed, using both Transformers and more ‘conventional’ machine learning techniques.

4.1.1 Audio

Regarding audio, we opt for the extended version of the Geneva Minimalistic Acoustic Parameter Set (eGeMAPS) [65], DEEP SPECTRUM (DeepSpectrum) [66], and Wav2Vec2 (W2V) [67].

The eGeMAPS feature set comprises 88 speech-related paralinguistics features such as pitch, loudness, and Mel-Frequency Cepstral Coefficients (MFCCs). It has been successfully applied in Speech Emotion Recognition (SER)

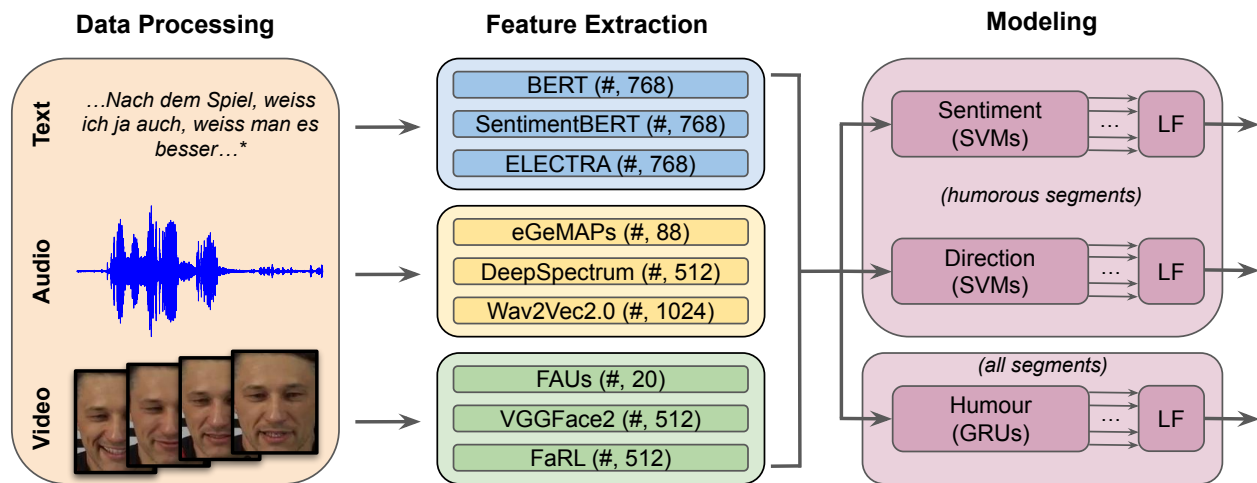


Fig. 4: Experimental setup overview. For all segments, three features for each of the three modalities are extracted and fed into unimodal systems for Sentiment Prediction, Direction Prediction, and Humour Recognition, respectively. In addition, late fusions (LF) are conducted. *The sentence roughly translates to “After the game, I know, one knows better”.

before [68, 69, 70], and is thus a promising approach to affect-related tasks such as humour detection. The eGeMAPS features are extracted for every 2s segment via OPENSMILE [71]³ using the standard configuration with a frame size of 1s and a step size of 500ms.

DEEP SPECTRUM⁴ [66], on the contrary, is a DNN-based toolkit designed to extract high-dimensional features from audio data. It has demonstrated its suitability for tasks related to ours such as SER [69, 72, 73] and sentiment analysis [74]. To compute the features, (Mel-)spectrograms or chromagrams are fed into CNNs pretrained on image data. In our experiments, we opt for a 128-band Mel-spectrogram coloured according to the *viridis* colourmap as a visual representation of the audio data. A DENSENET121 [75] pretrained on the ImageNet [76] dataset is chosen as the CNN feature extractor. The feature vector is then given by the 1024-dimensional output of its last pooling layer. We utilise a window size of 1s and a frame size of 500ms.

Recently, Transformers [77] have emerged as an alternative paradigm for generating high-dimensional audio features. Such models, e.g., W2V [78] or HUBERT [79] are pretrained on large amounts of speech data utilising self-supervised tasks. Features can then be devised from the internal representations of the model. W2V has shown promising performance in SER tasks [80, 81]. For our purposes, we choose the same fine-tuned XLSR-Wav2Vec2 model⁵ [55] as for the transcriptions. XLSR-Wav2Vec2 is based on W2V but pretrained on more than 100 languages. In order to obtain embeddings, we use sliding windows with a frame size of 2s and hop size of 500ms to feed audio into the pretrained model. We then average over the representations returned by the final layer.

Note that all extracted audio features are aligned to the initial 2Hz timestamps due to hop sizes of 500ms.

4.1.2 Text

For the textual features, we apply three pretrained transformer models, BERT [36], German SentimentBERT [82], and ELECTRA [83].

BERT [36] has already been used in the context of both text-only [11, 37] and multimodal humour recognition [38, 46]. Since the subjects of PASSAU-SFCH speak German, we employ a German version of BERT⁶.

German SentimentBERT [82]⁷ is a Transformer model trained on German sentiment analysis data. Since sentiment is one of the two dimensions of the humour proposed in the HSQ, we hypothesise that German SentimentBERT might outperform the more generic models.

ELECTRA [83] is the third Transformer model which often outperforms the original BERT model in various NLP tasks [83]. For our experiments, we use a version of ELECTRA which is pretrained on German texts⁸.

We carry out the same feature extraction procedure for all three models. An utterance is already segmented into sentences due to punctuation restoration. Sentence-level features are then obtained by averaging the last 4 layers’ representations for the special [CLS] token, following [84]. These features are aligned to the initial 500ms annotations via the timestamps obtained from the Automatic Speech Recognition (ASR) output. The text feature for a 500ms frame is the average over all – in practice, at most 2 – sentences intersecting with this frame. Besides, we also experimented with token-level features but found the results to be slightly worse than those for sentence-level embeddings.

4.1.3 Video

Because of the rather static press conference setting, we focus on face-related features for the video modality. This

3. <https://github.com/audeering/opensmile>

4. <https://github.com/DeepSpectrum/DeepSpectrum>

5. <https://huggingface.co/jonatasgrosman/wav2vec2-large-xlsr-53-german>

6. <https://huggingface.co/bert-base-german-cased>

7. <https://huggingface.co/oliverguhr/german-sentiment-bert>

8. <https://huggingface.co/german-nlp-group/electra-base-german-uncased>

is further motivated by the coaches' faces typically being zoomed in on when the coaches are speaking. In the first step, we extract all faces using MTCNN [85] with a hop size of 500 ms in order to be in line with the 2 Hz annotations. We then make sure to only include the faces of the actual coaches. This is achieved by an automatic step, comparing FaceNet⁹ [86] embeddings of detected faces with embeddings of reference pictures. Subsequently, manual correction is carried out. Based on the extracted faces, three different feature sets are computed. Facial Action Units (FAUs) describe facial expressions. Ekman identified 44 such units and also proposed mappings from their activation to emotional states [87]. As FAUs play an important role in manual and automatic affect detection [88], we extract estimations of 20 different FAUs' activations using the PY-FEAT toolkit¹⁰.

Second, we extract latent facial features from a ResNet50 [89] trained on the VGGFACE 2¹¹ face recognition dataset. A 512-dimensional feature vector is obtained by taking the representations of its last hidden layer.

Third, we apply FaRL for Facial Representation Learning (FaRL) [90] which is a pretrained Transformer model intended for tasks related to facial features. Using the FaRL image encoder we obtain 512-dimensional features for the extracted face frames.

4.2 Models

Using the obtained feature sets from each modality, we train two sets of machine learning models, namely a GRU-RNN approach for the detection of humour segments and a SVM approach for the recognition of sentiment and direction.

4.2.1 GRU-RNNs for Humour Detection

Since all features are extracted at a 2 Hz rate, each 2 s segment corresponds to up to 4 consecutive feature vectors.

RNNs such as GRUs [91] are capable of modelling dependencies in sequential data and are thus a natural choice for this task.

For each of the 9 feature sets, we train 10 different GRUs, each time setting aside one coach as a test subject. This way, we can gain insights into the predictability of each coach's individual humour style.

Hyperparameter searches, informed by previous results in [47, 48], regarding the number of layers, direction of the information flow (uni- or bidirectional), internal representation sizes and learning rate of the training process are conducted for each feature set individually. In the training process, we split the data of the 9 training coaches randomly into a train and development set. Every model is trained for at most 20 epochs but potentially stopped early after 5 epochs of no improvement on the development set. To mitigate the influence of random initialisation values, we repeat every training process 5 times with different, fixed random seeds. As a loss function, binary cross entropy is used. We choose AdamW [92] as the optimisation algorithm. The Area Under the Curve (AUC) is utilised as the evaluation metric, and also as the early stopping criterion.

9. <https://github.com/timesler/facenet-pytorch>

10. <https://py-feat.org>

11. <https://github.com/WeidiXie/Keras-VGGFace2-ResNet50>

4.2.2 SVMs for Humour Style Classification

Moreover, we investigate whether the sentiment and direction of humorous utterances can be recognised automatically. For these experiments, we only take humorous 2 s segments into account. Since this limitation leaves us with only 2 387 data points, DNNs may not be a suitable choice. Instead, we train SVMs for both sentiment and direction prediction. We reduce both the sentiment and direction values to two classes $\{-1, 1\}$, framing both tasks as classification problems.

Because the features are extracted every 500 ms, they must be reduced to the 2 s label windows. This is achieved by computing the means of all feature values corresponding to a label window.

Analogously to Section 4.2.1, hyperparameter search is performed for every feature set separately in a leave-one-subject-out manner, always setting aside one coach for validation. Subsequently, in line with Section 4.2.1, 10 different models are trained for each feature set, each time leaving one coach out of the training data. We repeat every experiment with 5 fixed seeds.

As the evaluation metric, AUC is employed here as well. In order to obtain continuous predictions from SVMs, Platt Scaling [93] is applied.

4.2.3 Late Fusion

In order to explore the complementarity of different modalities, we conduct late fusion experiments for the recognition of humour as well as the prediction of both sentiment and direction. More specifically, we only consider the predictions obtained with the best performing feature of each of the three modalities (text, audio, video) and build new predictions for every coach as follows. First, we z-standardise each feature's predictions. This is especially necessary for the predictions obtained by SVMs optimised for AUC, as different SVMs' predictions may have different scales. Then, we compute a weighted sum where the weights are based on the performance during training. As for the SVM experiments, we take the AUC on the training set, reduced by .5000, i. e., chance level, as the weight. Regarding GRUs, the highest AUC encountered on the validation set during the training process is chosen as the weight, also reduced by .5000. We explore all possible combinations of modalities, namely audio+text, audio+video, text+video, and audio+text+video.

5 RESULTS

We report the results for both the humour detection experiments with GRUs in Section 5.1. The SVM-based experiments regarding the prediction of humour style and sentiment are discussed in Section 5.2. Furthermore, we compare the results of all experiments across the different coaches in Section 5.3.

5.1 Humour Recognition

Table 4 lists the results for the binary humour recognition task addressed with GRUs.

All features lead to above chance performance for every coach. However, the AUC values differ considerably when comparing the three modalities.

Feature	Mean (Std)	Min	Max	> Chance
Audio				
eGeMAPS	.7003 (\pm .0674)	.6037	.8314	100 %
DEEP SPECTRUM	.6809 (\pm .0782)	.5935	.8494	100 %
W2V	.7505 (\pm .0687)	.6173	.8741	100 %
Text				
BERT	.7672 (\pm .0531)	.7126	.8919	100 %
GERSENT-BERT	.7445 (\pm .0602)	.6525	.8854	100 %
ELECTRA	.8044 (\pm .0689)	.7003	.9169	100 %
Video				
FAUs	.8361 (\pm .1022)	.5902	.9509	100 %
VGGFACE 2	.8349 (\pm .1048)	.6505	.9480	100 %
FaRL	.8962 (\pm .0766)	.7038	.9625	100 %
Late Fusion				
A + T	.8283 (\pm .0679)	.7361	.9321	100 %
A + V	.8902 (\pm .0696)	.7424	.9822	100 %
T + V	.9027 (\pm .0630)	.7734	.9887	100 %
A + T + V	.9038 (\pm .0600)	.7825	.9903	100 %

TABLE 4: Results for binary humour prediction with different features with AUC as the evaluation metric. *Mean* and *Std* refer to the different coaches. More precisely, mean and standard deviations over the mean AUC (5 seeds) per coach are reported (standard deviations for every single coach’s 5 seeds are negligibly low). Analogously, *Min* and *Max* refer to the mean AUCs per coach. The column *> Chance* gives the percentage of coaches for which the mean AUC was above chance level, i. e., .5. The best results per modality are boldfaced, and the best unimodal and fusion results overall are underlined.

All **visual features’** means are higher than the mean value of any audio or text feature. One reason for the good performance of face-related features here may be that the coaches frequently smile or laugh during humorous utterances. It should be noted that laughter, with its meaning depending largely on the context of an utterance [94], does not necessarily imply humour. In the press conference setting, however, it might be more correlated to humorous utterances than in the wild. Among the video-based approaches, FaRL proves to be the best feature with a mean performance of .8962 AUC and the lowest standard deviation across all coaches. The expert-designed FAU features are outperformed by both deep learning based approaches VGGFACE 2 and FaRL.

Textual features fall behind the video-based ones with the best textual approach ELECTRA leading to a mean AUC of .8044. This can partly be explained by the domain-specific nature of the texts in question. The textual features are extracted using Transformer models pretrained on more generic texts and thus may fail to capture football-specific humour. Another limiting factor for predicting humour in this setting using only the transcripts is that the transcripts are incomplete, as they only contain the coach’s answers, but not the journalists’ questions. The questions are, however, a crucial aspect of each utterance’s context. Nevertheless, the performance of text-based features is, in general, more robust than for the other two modalities, with standard deviations across the coaches of at most .0689, namely for ELECTRA). Also, the lowest mean AUCs for an individual coach observed during the textual experiments, i. e., .6525

with GERSENT-BERT, is higher than the lowest individual mean AUC of .5902 encountered with visual features.

The **audio modality** is less suitable for humour recognition, but still, all audio experiments result in AUCs over .5000. The performance of W2V is even comparable with that of BERT and GERSENT-BERT. However, it should be noted that due to its speech recognition pretraining task, W2V embeddings also encode some linguistic information [95]. Other than in the video experiments, the handcrafted eGeMAPS feature set leads to a slightly better result than the non-Transformer deep learning method DEEP SPECTRUM.

Of note, for each modality, the most recent feature extraction technology – all of them being based on Transformers – performs best.

Table 4 also demonstrates individual differences among coaches. It is clear from the reported standard deviations as well as minimum and maximum values that for some coaches, humour is harder to predict than for others. Notable discrepancies between the best and worst AUC per coach can be observed for every feature set. The differences range from about .1800 AUC for BERT to about .3600 for FAUs. Individual differences in predictability will be analysed more thoroughly in Section 5.3.

The results for different fusions prove that, to a degree, the three modalities are complementary. Fusing the best audio and text predictions outperforms the best text-only result with .8283 mean AUC compared to .8044. The video modality can benefit from being combined with text only as well as audio and text simultaneously, the latter leading to a mean AUC of .9038. Especially notable is the improvement regarding the minimum AUC values per experiment. In the best unimodal case FaRL, an AUC of .7038 is achieved for the worst-performing coach in this experiment. For the worst performing coach in the three-modal fusion experiment, however, an AUC of .7825 is observed, which marks a relative increase of more than 11 %.

5.2 Humour Style Classification

We analyse the results of the experiments described in Section 4.2.2 for the discrimination of humour direction and sentiment in Section 5.2.1 and Section 5.2.2, respectively.

5.2.1 Direction

In Table 5, the results for the experiments on distinguishing humour direction in humorous segments are presented.

Different from humour recognition, the visual modality performs worst, with all features only marginally above or even below chance on average. The standard deviations and maximum values, however, show that for a few coaches, facial features actually encode information on whether humour is self- or others-directed. Similar phenomena can be observed in audio-based experiments. Here, more experiments yield results above chance, with DEEP SPECTRUM showing above-chance performance for 8 out of 10 coaches. On the one hand, the average audio results are only slightly larger than .5000 with no notable differences among the three different feature sets. On the other hand, there are coaches for which the audio modality alone is actually useful for predicting humour direction, as

Feature	Mean (Std)	Min	Max	> Chance
Audio				
eGeMAPS	.5496 (\pm .1073)	.3964	.7604	60%
DEEP SPECTRUM	.5396 (\pm .1178)	.2864	.7656	80%
W2V	.5314 (\pm .0896)	.4167	.7135	60%
Text				
BERT	.6018 (\pm .1054)	.4363	.7784	80%
GERSENT-BERT	.5756 (\pm .1449)	.2240	.7424	80%
ELECTRA	.6108 (\pm .1081)	.4344	.8281	90%
Video				
FAUs	.5119 (\pm .0287)	.4697	.5696	60%
VGGFACE 2	.5012 (\pm .1584)	.3489	.8854	30%
FaRL	.4410 (\pm .1435)	.0833	.6406	20%
Late Fusion				
A + T	.6128 (\pm .1100)	.3806	.8229	90%
A + V	.5493 (\pm .1079)	.3923	.7604	60%
T + V	.6101 (\pm .1074)	.4349	.8281	90%
A + T + V	.6126 (\pm .1102)	.3794	.8229	90%

TABLE 5: Results for direction prediction on the humorous segments, reported as AUCs. The columns are analogous to those of Table 4.

illustrated by the maximum AUCs for audio, e. g., .7656 for DEEP SPECTRUM .

The best mean AUCs are obtained when experimenting with textual features

We hypothesise that the direction of an utterance is mainly encoded in its semantics and thus typically hard to predict from facial expressions or acoustic signals alone. Each textual feature outperforms all acoustic and visual features and the vast majority of textual experiments result in AUCs above chance level. Again, ELECTRA is the best performing text-based feature on average with a mean AUC of .6108. The relative aptitude of text for predicting humour direction can be explained by direction being encoded in the semantics of an utterance. Oftentimes, it can be inferred from the content of the coach’s comments whether he is joking about himself or others. Intuitively, this is typically not the case for facial expressions and paralinguistic features. However, the performance of textual features here probably suffers from the same problems already mentioned regarding textual humour recognition, namely partly highly domain-specific texts and lack of context due to not considering the interviewers’ questions.

Overall, the direction is rather hard to predict, but at least the text modality yielded some promising results. Moreover, results for direction prediction, too, are dependent on the subject, which is discussed in Section 5.2.

Because of the rather insufficient performance of audio and video features for direction prediction, they are not of much use in the late fusion experiments. Late fusion only slightly outperforms the best text-only experiment accounting for a mean AUC of .6128 for the fusion of audio and text compared to .6108 for ELECTRA only. These findings suggest that, for direction prediction, multimodal approaches may not promise significant improvements over utilising text only. They might even hurt the performance regarding those subjects that are rather hard to predict. For the trimodal fusion, the lowest AUC value observed for one of the coaches is .3794, about .0550 lower than the AUC of the worst performing coach in the ELECTRA experiments.

Hence, it can be concluded that the direction of humour is mainly encoded in the semantics of an utterance.

5.2.2 Sentiment

Table 6 reports the results for sentiment prediction in humorous segments.

Feature	Mean (Std)	Min	Max	> Chance
Audio				
eGeMAPS	.5900 (\pm .0579)	.5277	.7109	100%
DEEP SPECTRUM	.5343 (\pm .1085)	.2629	.6613	70%
W2V	.5500 (\pm .1285)	.1873	.6845	90%
Text				
BERT	.5794 (\pm .1165)	.2603	.6932	90%
GERSENT-BERT	.6141 (\pm .0685)	.5175	.7187	100%
ELECTRA	.6446 (\pm .0542)	.5512	.7296	100%
Video				
FAUs	.6542 (\pm .0749)	.5491	.7884	100%
VGGFACE 2	.6342 (\pm .0689)	.5127	.7347	100%
FaRL	.6897 (\pm .0770)	.5531	.8153	100%
Late Fusion				
A + T	.6576 (\pm .0756)	.5920	.7967	100%
A + V	.6482 (\pm .0732)	.5448	.7732	100%
T + V	.7100 (\pm .0748)	.6074	.8294	100%
A + T + V	.6998 (\pm .0808)	.6023	.8440	100%

TABLE 6: Results for sentiment prediction on the humorous segments, reported as AUCs. The columns are analogous to those of Table 4.

In general, for each modality, higher AUC values than for direction prediction (cf. Table 5) are achieved. However, this does not hold for all individual features, as the mean performances of DEEP SPECTRUM and BERT are slightly lower than in the direction experiments.

Here, the **video** modality yields the best results on average, with FaRL being responsible for the best mean AUC value in total.

The results for **text**, however can compete with the visual ones, with ELECTRA as the best textual feature yielding .6446 mean AUC, thus outperforming VGGFACE 2 with .6342 mean AUC. As expected by the construction of GERSENT-BERT it outperforms the more generic BERT on the sentiment analysis task. Both visual and textual features almost always result in above-chance performance, the only exception being one coach for whom BERT fails with a mean AUC of .2603.

Acoustic features perform notably worse than visual and textual features on average, but at least the results for eGeMAPS always surpass chance level, while the W2V features fail to do so only for one coach. Moreover, the mean AUC of .5900 for eGeMAPS is higher than that of BERT. The relative superiority of textual features over acoustic ones is consistent with previous findings that the text modality is more suitable for valence prediction than acoustic data [96].

Differences among coaches can be observed here, too, indicated by the standard deviations and notable differences between the minimum and maximum AUC per coach for each feature, e. g., a difference of about .2600 for the FaRL experiments.

In the late fusion experiments, there is evidence that the modalities partly complement each other. The combination of textual and visual predictions leads to a mean AUC value

of .7100, clearly outperforming the best visual-only (.6897) and textual-only (.6446) results. Moreover, the minimum AUC encountered for a coach increases to .6074 in the fusion of video and text, while for both video and text only, the worst performing coach only achieves an AUC of around .5500. While combining audio and video is thus beneficial, it seems like the audio modality could actually worsen the results. Fusing audio and video yields a lower mean AUC value than the FaRL experiments, with .6482 AUC compared to .6897 and also the trimodal mean AUC result is about .0100 lower than the result when only text and video are combined. We find that this phenomenon is due to massive overfitting to the training data when training SVMs using eGeMAPS features. On the training data, we find AUCs of over .9000, which causes audio-based predictions to receive larger weights than video and text-based predictions according to the algorithm described in Section 4.2.3, though the audio modality is, in comparison, the least suitable modality for sentiment prediction.

5.3 Individual Results

Motivated by the partly large standard deviations and gaps between the best and worst performing coaches' AUCs observed in Tables 4 to 6, we analyse our results w. r. t. the individual coaches in the following. Table 7 contains the best results obtained for every single coach in each of the three tasks and for each of the three modalities. Moreover, it provides each coach's rank per task based on the best result (across all modalities) for the respective coach.

Some coaches are generally easier to predict than others. Consider for example coaches 1 and 9. Coach 1 is ranked 3rd for both humour recognition and direction prediction and first in sentiment prediction. In contrast, coach 9 ranks last in humour recognition and sentiment prediction and second-to-last in direction prediction, indicating that our approaches struggle with modelling his type of humour. There are also coaches whose humour can be detected relatively easy but this does not transfer to the classification of sentiment and direction. For example, for coach 6, an AUC of .9593 is achieved for binary humour recognition, ranking him second in this task, while he only ranks 9th and 6th for sentiment and direction prediction, respectively. A similar phenomenon, yet reversed, can be observed for coach 10. While for humorous segments of this coach, both sentiment and direction are relatively easy to predict, ranking him 3rd and 4th, respectively, he ranks second-to-last in the binary humour detection task.

For the recognition of humour, Table 4 suggests that, for humour recognition, visual features outperform textual features which in turn lead to better results than audio features. This is confirmed by Table 7 for most cases, except coaches 1 and 9. Coach 9 is, in general, hard to predict and for humour, visual features do not work well for him, either. While for all other coaches, more than .8000 AUC can be achieved, coach 9's humour AUC with visual features is only .7083, inferior to his textual AUC value of .7266. However, this coach was found to benefit the most from late fusion, improving his AUC value to .7825 utilising all three modalities. Audio outperforms text for humour recognition in only one case, namely coach 1.

In the direction prediction task, the textual features work best for most of the coaches, consistent with the results discussed in Section 5.2.1. However, similar to the observations for sentiment prediction, there also exist a few outliers. The highest AUC values for coaches 8 and 9 are achieved using audio features, while for coach 9, the textual feature result of .5352 AUC is only slightly above chance. For coach 1, the visual modality is responsible for the best result. Coach 1 and 5 are the only coaches, for whom AUCs of over .6000 can be observed when using visual features.

As shown in Table 6, visual features typically yield higher AUCs than textual and audio features in the sentiment prediction task. In three cases, however, the text modality leads to better results than the video modality, most notably for coach 6, where both audio and text features outperform the AUC value of .5513 obtained with visual features. For the same coach, however, visual features perform well in humour detection, leading to the second best humour AUC among all coaches. Furthermore, it can be seen in Table 7 that for some coaches all modalities achieve similar results, e. g., coach 10 in sentiment prediction, while for others, there are large discrepancies between the respective best AUC values per modality, e. g., coach 1.

To summarise, while there are general tendencies as to which modality works best for which of the three tasks, the results on the individual level often deviate from such generic assumptions. This highlights the fact that humour styles differ among individuals and humour can be expressed in different ways. Hence, models trained on a set of persons do not always generalise well for a previously unseen person.

6 CONCLUSION

We introduced PASSAU-SFCH, a novel dataset for humour recognition that differs from existing datasets regarding the spontaneity and sparsity of the humorous utterances and its rich annotation scheme including the two dimensions of humour proposed in the HSQ.

Then, we investigated the suitability of different modalities (text, audio, and video) for the tasks of humour recognition as well as sentiment and direction classification. To do so, a rich set of features was employed. Our experiments show that humour in PASSAU-SFCH is well-predictable, in particular when using the video modality. The sentiment of humorous segments proved to be harder to predict than humour, resulting in lower AUC values than those observed for humour prediction. In sentiment prediction, the video modality, in general, led to the best results, too. Direction (self- vs other-directed) of humorous segments turned out to be the most difficult prediction target. Here, text stood out as the most promising modality. Moreover, for all three tasks, improvements via prediction-level fusion of models trained on different modalities could be noted. When analysing the results on an individual level, we find substantial differences among the coaches in terms of AUC values in general and for different modalities.

These results strongly suggest that automatic humour recognition systems would benefit from personalisation strategies. First experiments on personalising ML models trained on PASSAU-SFCH have already been conducted [97]. Further future work may include developing

ID	Humour				Direction				Sentiment			
	Audio	Text	Video	Rank	Audio	Text	Video	Rank	Audio	Text	Video	Rank
1	.7763	.7497	.9485	3	.6062	.7424	.4994	3	.6690	.6932	.8153	1
2	.8494	.8827	.9625	1	.7656	.8281	.8854	1	.6222	.6984	.6914	6
3	.7682	.8916	.9451	4	.5638	.7784	.4843	2	.6835	.7296	.7833	2
4	.7264	.8118	.8899	8	.5342	.6039	.4996	10	.5816	.6527	.6902	7
5	.6591	.7703	.9193	6	.6153	.7040	.6549	5	.6613	.7187	.6748	5
6	.7528	.7843	.9593	2	.6298	.6973	.5069	6	.5684	.6346	.5531	9
7	.7089	.8067	.8997	7	.5233	.6719	.5193	7	.6157	.6466	.7473	4
8	.8741	.9169	.9383	5	.6688	.6406	.5420	8	.5574	.6764	.6868	8
9	.7036	.7266	.7083	10	.6087	.5352	.5893	9	.5441	.5731	.6321	10
10	.7351	.7442	.8255	9	.5331	.7122	.4697	4	.7109	.7116	.7520	3

TABLE 7: Comparison of results for individual coaches (denoted by *ID*) for the tasks of humour recognition as well as direction and sentiment prediction. Reported are the best mean results per coach and modality. The best result per modality and task across all coaches is underlined. For every coach, the best result per task is boldfaced. *R* denotes the rank of each coach for the three different tasks. The rank is determined by sorting the coaches according to their best mean AUC value per task.

more sophisticated multimodal approaches to address the three tasks proposed in this work. In particular, the whole conversation, not just the coaches' responses, could be taken into account.

ACKNOWLEDGMENTS

This research was supported by Deutsche Forschungsgemeinschaft (DFG) under grant agreement No. 461420398 ("Leader Humor").

REFERENCES

- [1] A. A. Berger, "Anatomy of the joke," *Journal of Communication*, vol. 26, no. 3, pp. 113–115, 1976.
- [2] C. D. Cooper, "Just joking around? employee humor expression as an ingratiatory behavior," *Academy of management review*, vol. 30, no. 4, pp. 765–776, 2005.
- [3] B. J. Avolio, J. M. Howell, and J. J. Sosik, "A funny thing happened on the way to the bottom line: Humor as a moderator of leadership style effects," *Academy of management journal*, vol. 42, no. 2, pp. 219–227, 1999.
- [4] C. D. Cooper, D. T. Kong, and C. D. Crossley, "Leader humor as an interpersonal resource: Integrating three theoretical perspectives," *Academy of Management Journal*, vol. 61, no. 2, pp. 769–796, 2018.
- [5] N. Wijewardena, C. E. Härtel, and R. Samarasinghe, "Using humor and boosting emotions: An affect-based study of managerial humor, employees' emotions and psychological capital," *Human Relations*, vol. 70, no. 11, pp. 1316–1341, 2017.
- [6] G. Kuipers, "The sociology of humor," *The primer of humor research*, vol. 8, pp. 361–398, 2008.
- [7] R. A. Martin and T. Ford, "The psychology of humor," Burlington, MA: Elsevier, 2006.
- [8] J. H. Goldstein, *The psychology of humor: Theoretical perspectives and empirical issues*. Academic Press, 2013.
- [9] J. Morreall, "Humor, philosophy and education," *Educational Philosophy and Theory*, vol. 46, no. 2, pp. 120–131, 2014.
- [10] P. Vrticka, J. M. Black, and A. L. Reiss, "The neural basis of humour processing," *Nature Reviews Neuroscience*, vol. 14, no. 12, pp. 860–868, 2013.
- [11] O. Weller and K. Seppi, "Humor detection: A transformer gets the last laugh," *arXiv preprint arXiv:1909.00252*, 2019.
- [12] S. Pramanick, A. Roy, and V. M. Patel, "Multimodal learning using optimal transport for sarcasm and humor detection," in *Proceedings of the IEEE/CVF Winter Conference on Applications of Computer Vision*, 2022, pp. 3930–3940.
- [13] M. K. Hasan, S. Lee, W. Rahman, A. Zadeh, R. Mihalcea, L.-P. Morency, and E. Hoque, "Humor knowledge enriched transformer for understanding multimodal humor," in *Proceedings of the AAAI Conference on Artificial Intelligence*, vol. 35, no. 14, 2021, pp. 12 972–12 980.
- [14] K. Weber, H. Ritschel, I. Aslan, F. Lingensfelder, and E. André, "How to shape the humor of a robot-social behavior adaptation based on reinforcement learning," in *Proceedings of the 20th ACM international conference on multimodal interaction*, 2018, pp. 154–162.
- [15] H. Ritschel, T. Kiderle, K. Weber, F. Lingensfelder, T. Baur, and E. André, "Multimodal joke generation and paralinguistic personalization for a socially-aware robot," in *International Conference on Practical Applications of Agents and Multi-Agent Systems*. Springer, 2020, pp. 278–290.
- [16] S. Amiriparian, T. Hübner, V. Karas, M. Gerczuk, S. Ottl, and B. W. Schuller, "Deepspectrumlite: A power-efficient transfer learning framework for embedded speech and audio processing from decentralized data," *Frontiers in Artificial Intelligence*, vol. 5, 2022.
- [17] M. K. Hasan, W. Rahman, A. Zadeh, J. Zhong, M. I. Tanveer, L.-P. Morency et al., "Ur-funny: A multimodal language dataset for understanding humor," *arXiv preprint arXiv:1904.06618*, 2019.
- [18] D. Bertero and P. Fung, "Deep learning of audio and language features for humor prediction," in *Proceedings of the Tenth International Conference on Language Resources and Evaluation (LREC'16)*, 2016, pp. 496–501.
- [19] J. Wu, H. Lin, L. Yang, and B. Xu, "Mumor: A multimodal dataset for humor detection in conversations," in *CCF International Conference on Natural Language Processing and Chinese Computing*. Springer, 2021, pp. 619–627.
- [20] R. A. Martin, P. Puhlik-Doris, G. Larsen, J. Gray, and K. Weir, "Individual differences in uses of humor and their relation to psychological well-being: Development of the humor styles questionnaire," *Journal of research in personality*, vol. 37, no. 1, pp. 48–75, 2003.
- [21] J. M. Taylor and L. J. Mazlack, "Computationally recognizing wordplay in jokes," in *Proceedings of the Annual Meeting of the Cognitive Science Society*, vol. 26, no. 26, 2004.
- [22] R. Mihalcea and C. Strapparava, "Making computers laugh: Investigations in automatic humor recognition," in *Proceedings of Human Language Technology Conference and Conference on Empirical Methods in Natural Language Processing*, 2005, pp. 531–538.
- [23] D. Yang, A. Lavie, C. Dyer, and E. Hovy, "Humor recognition and humor anchor extraction," in *Proceedings of the 2015 conference on empirical methods in natural language processing*, 2015, pp. 2367–2376.
- [24] P. Potash, A. Romanov, and A. Rumshisky, "Semeval-2017 task 6: hashtagwars: Learning a sense of humor," in *Proceedings of the 11th International Workshop on Semantic Evaluation (SemEval-2017)*, 2017, pp. 49–57.
- [25] S. Castro, L. Chiruzzo, A. Rosá, D. Garat, and G. Moncecchi, "A crowd-annotated spanish corpus for humor analysis," *arXiv preprint arXiv:1710.00477*, 2017.
- [26] A. Khandelwal, S. Swami, S. S. Akhtar, and M. Shrivastava, "Humor detection in english-hindi code-mixed social media content: Corpus and baseline system," *arXiv preprint arXiv:1806.05513*, 2018.
- [27] A. Reyes, D. Buscaldi, and P. Rosso, "An analysis of the impact of ambiguity on automatic humour recognition," in *International Conference on Text, Speech and Dialogue*. Springer, 2009, pp. 162–169.
- [28] P.-Y. Chen and V.-W. Soo, "Humor recognition using deep learning," in *Proceedings of the 2018 conference of the north american chapter of the association for computational linguistics: Human language*

- technologies, volume 2 (short papers)*, 2018, pp. 113–117.
- [29] A. Ermilov, N. Murashkina, V. Goryacheva, and P. Braslavski, “Stierlitz meets svm: humor detection in russian,” in *Conference on Artificial Intelligence and Natural Language*. Springer, 2018, pp. 178–184.
- [30] V. Blinov, V. Bolotova-Baranova, and P. Braslavski, “Large dataset and language model fun-tuning for humor recognition,” in *Proceedings of the 57th annual meeting of the association for computational linguistics*, 2019, pp. 4027–4032.
- [31] T. Miller, C. F. Hempelmann, and I. Gurevych, “Semeval-2017 task 7: Detection and interpretation of english puns,” in *Proceedings of the 11th International Workshop on Semantic Evaluation (SemEval-2017)*, 2017, pp. 58–68.
- [32] J. Meaney, S. Wilson, L. Chiruzzo, A. Lopez, and W. Magdy, “Semeval 2021 task 7: Hahackathon, detecting and rating humor and offense,” in *Proceedings of the 15th International Workshop on Semantic Evaluation (SemEval-2021)*, 2021, pp. 105–119.
- [33] R. West and E. Horvitz, “Reverse-engineering satire, or “paper on computational humor accepted despite making serious advances”,” in *Proceedings of the aaai conference on artificial intelligence*, vol. 33, no. 01, 2019, pp. 7265–7272.
- [34] N. Hossain, J. Krumm, T. Sajed, and H. Kautz, “Stimulating creativity with funlines: A case study of humor generation in headlines,” *arXiv preprint arXiv:2002.02031*, 2020.
- [35] L. Ren, B. Xu, H. Lin, J. Zhang, and L. Yang, “An attention network via pronunciation, lexicon and syntax for humor recognition,” *Applied Intelligence*, vol. 52, no. 3, pp. 2690–2702, 2022.
- [36] J. Devlin, M.-W. Chang, K. Lee, and K. Toutanova, “Bert: Pre-training of deep bidirectional transformers for language understanding,” in *Proceedings of the 2019 Conference of the North American Chapter of the Association for Computational Linguistics: Human Language Technologies*. Minneapolis, Minnesota: Association for Computational Linguistics, 2019, pp. 4171–4186.
- [37] I. Annamoradnejad and G. Zoghi, “Colbert: Using bert sentence embedding for humor detection,” *arXiv preprint arXiv:2004.12765*, 2020.
- [38] B. N. Patro, M. Lunayach, D. Srivastava, H. Singh, V. P. Namboodiri et al., “Multimodal humor dataset: Predicting laughter tracks for sitcoms,” in *Proceedings of the IEEE/CVF Winter Conference on Applications of Computer Vision*, 2021, pp. 576–585.
- [39] Y. Kayatani, Z. Yang, M. Otani, N. Garcia, C. Chu, Y. Nakashima, and H. Takemura, “The laughing machine: Predicting humor in video,” in *Proceedings of the IEEE/CVF Winter Conference on Applications of Computer Vision*, 2021, pp. 2073–2082.
- [40] M. Bedi, S. Kumar, M. S. Akhtar, and T. Chakraborty, “Multimodal sarcasm detection and humor classification in code-mixed conversations,” *IEEE Transactions on Affective Computing*, 2021.
- [41] Z. Yang, L. Ai, and J. Hirschberg, “Multimodal indicators of humor in videos,” in *2019 IEEE Conference on Multimedia Information Processing and Retrieval (MIPR)*. IEEE, 2019, pp. 538–543.
- [42] A. Mittal, P. Jeevan, P. Gandhi, D. Kanojia, and P. Bhattacharyya, ““so you think you’re funny?”: Rating the humour quotient in standup comedy,” *arXiv preprint arXiv:2110.12765*, 2021.
- [43] D. S. Chauhan, G. V. Singh, N. Majumder, A. Zadeh, A. Ekbal, P. Bhattacharyya, L.-p. Morency, and S. Poria, “M2h2: A multimodal multiparty hindi dataset for humor recognition in conversations,” in *Proceedings of the 2021 International Conference on Multimodal Interaction*, 2021, pp. 773–777.
- [44] Y.-H. H. Tsai, S. Bai, P. P. Liang, J. Z. Kolter, L.-P. Morency, and R. Salakhutdinov, “Multimodal transformer for unaligned multimodal language sequences,” in *Proceedings of the conference. Association for Computational Linguistics. Meeting*, vol. 2019. NIH Public Access, 2019, p. 6558.
- [45] D. Hazarika, R. Zimmermann, and S. Poria, “Misa: Modality-invariant and-specific representations for multimodal sentiment analysis,” in *Proceedings of the 28th ACM international conference on multimedia*, 2020, pp. 1122–1131.
- [46] W. Han, H. Chen, A. Gelbukh, A. Zadeh, L.-p. Morency, and S. Poria, “Bi-bimodal modality fusion for correlation-controlled multimodal sentiment analysis,” in *Proceedings of the 2021 International Conference on Multimodal Interaction*, 2021, pp. 6–15.
- [47] L. Christ, S. Amiriparian, A. Baird, P. Tzirakis, A. Kathan, N. Müller, L. Stappen, E.-M. Meßner, A. König, A. Cowen, E. Cambria, and B. W. Schuller, “The muse 2022 multimodal sentiment analysis challenge: Humor, emotional reactions, and stress,” in *MuSe’22: Proceedings of the 3rd Multimodal Sentiment Analysis Workshop and Challenge*. Lisbon, Portugal: Association for Computing Machinery, 2022, pp. 5–14, co-located with ACM Multimedia 2022, to appear.
- [48] S. Amiriparian, L. Christ, A. König, E.-M. Meßner, A. Cowen, E. Cambria, and B. W. Schuller, “Muse 2022 challenge: Multimodal humour, emotional reactions, and stress,” in *Proceedings of the 30th ACM International Conference on Multimedia (MM’22)*. Lisbon, Portugal: Association for Computing Machinery, October 2022, 3 pages, to appear.
- [49] H. Xu, W. Liu, J. Liu, M. Li, Y. Feng, Y. Peng, Y. Shi, X. Sun, and M. Wang, “Hybrid multimodal fusion for humor detection,” in *MuSe’22: Proceedings of the 3rd Multimodal Sentiment Analysis Workshop and Challenge*. Lisbon, Portugal: Association for Computing Machinery, 2022, pp. 15–21, co-located with ACM Multimedia 2022, to appear.
- [50] C. Chen and P. Zhang, “Integrating cross-modal interactions via latent representation shift for multi-modal humor detection.” Lisbon, Portugal: Association for Computing Machinery, 2022, pp. 23–28, co-located with ACM Multimedia 2022, to appear.
- [51] J. Li, Z. Zhang, J. Lang, Y. Jiang, L. An, P. Zou, Y. Xu, S. Gao, J. Lin, C. Fan, X. Sun, and M. Wang, “Hybrid multimodal feature extraction, mining and fusion for sentiment analysis.” Lisbon, Portugal: Association for Computing Machinery, 2022, pp. 81–88, co-located with ACM Multimedia 2022, to appear.
- [52] R. A. Wolfe, K. E. Weick, J. M. Usher, J. R. Terborg, L. Poppo, A. J. Murrell, J. M. Dukerich, D. C. Core, K. E. Dickson, and J. S. Jourdan, “Sport and organizational studies: Exploring synergy,” *Journal of management inquiry*, vol. 14, no. 2, pp. 182–210, 2005.
- [53] Deutsche Fußball Liga GmbH, “Medienrichtlinien für die Spiele der Bundesliga und 2. Bundesliga: Gültig ab der Saison 2017/18, (Anhang XI),” <https://media.dfl.de/sites/2/2018/11/Anhang-XI-Medienrichtlinien-ab-Spielzeit-2017-2018.pdf>, 2017, accessed: October 7, 2020.
- [54] E. J. Romero and K. W. Cruithirds, “The use of humor in the workplace,” *Academy of management perspectives*, vol. 20, no. 2, pp. 58–69, 2006.
- [55] A. Conneau, K. Khandelwal, N. Goyal, V. Chaudhary, G. Wenzek, F. Guzmán, E. Grave, M. Ott, L. Zettlemoyer, and V. Stoyanov, “Unsupervised cross-lingual representation learning at scale,” *arXiv preprint arXiv:1911.02116*, 2019.
- [56] R. Ardila, M. Branson, K. Davis, M. Henretty, M. Kohler, J. Meyer, R. Morais, L. Saunders, F. M. Tyers, and G. Weber, “Common voice: A massively-multilingual speech corpus,” in *Proceedings of the 12th Conference on Language Resources and Evaluation (LREC 2020)*, 2020, pp. 4211–4215.
- [57] M. McAuliffe, M. Socolof, S. Mihuc, M. Wagner, and M. Sonderegger, “Montreal forced aligner: Trainable text-speech alignment using kaldi.” in *Proceedings of INTERSPEECH*, vol. 2017. Stockholm, Sweden: International Speech Communication Association (ISCA), 2017, pp. 498–502.
- [58] O. Guhr, A.-K. Schumann, F. Bahrmann, and H. J. Böhme, “Fullstop: Multilingual deep models for punctuation prediction,” *Proceedings of the Swiss Text Analytics Conference 2021*, June 2021. [Online]. Available: http://ceur-ws.org/Vol-2957/sepp_paper4.pdf
- [59] J. M. Girard and A. G. C Wright, “Darma: Software for dual axis rating and media annotation,” *Behavior research methods*, vol. 50, no. 3, pp. 902–909, 2018.
- [60] J. L. Gloor, C. D. Cooper, L. Bowes-Sperry, and N. Chawla, “Risqué business? interpersonal anxiety and humor in the# metoo era.” *Journal of applied psychology*, vol. 107, no. 6, p. 932, 2022.
- [61] F. Ringeval, B. Schuller, M. Valstar, J. Gratch, R. Cowie, S. Scherer, S. Mozgai, N. Cummins, M. Schmitt, and M. Pantic, “Avec 2017: Real-life depression, and affect recognition workshop and challenge,” in *Proceedings of the 7th annual workshop on audio/visual emotion challenge*, 2017, pp. 3–9.
- [62] L. Stappen, A. Baird, L. Christ, L. Schumann, B. Sertolli, E.-M. Messner, E. Cambria, G. Zhao, and B. W. Schuller, “The muse 2021 multimodal sentiment analysis challenge: sentiment, emotion, physiological-emotion, and stress,” in *Proceedings of the 2nd on Multimodal Sentiment Analysis Challenge*, 2021, pp. 5–14.
- [63] L. Stappen, L. Schumann, B. Sertolli, A. Baird, B. Weigell, E. Cambria, and B. W. Schuller, “Muse-toolbox: The multimodal sentiment analysis continuous annotation fusion and discrete class transformation toolbox,” in *Proceedings of the 2nd on Multimodal Sentiment Analysis Challenge*, 2021, pp. 75–82.
- [64] M. Grimm and K. Kroschel, “Evaluation of natural emotions using self assessment manikins,” in *IEEE Workshop on Automatic Speech*

- Recognition and Understanding*, 2005. IEEE, 2005, pp. 381–385.
- [65] F. Eyben, K. R. Scherer, B. W. Schuller, J. Sundberg, E. André, C. Busso, L. Y. Devillers, J. Epps, P. Laukka, S. S. Narayanan, and K. P. Truong, “The geneva minimalistic acoustic parameter set (GeMAPS) for voice research and affective computing,” *IEEE Transactions on Affective Computing*, vol. 7, no. 2, pp. 190–202, 2016, conference Name: IEEE Transactions on Affective Computing.
- [66] S. Amiriparian, M. Gerczuk, S. Ottl, N. Cummins, M. Freitag, S. Pugachevskiy, and B. Schuller, “Snore Sound Classification Using Image-based Deep Spectrum Features,” in *Proceedings INTERSPEECH 2017, 18th Annual Conference of the International Speech Communication Association*, ISCA. Stockholm, Sweden: ISCA, 8 2017, pp. 3512–3516.
- [67] A. Baevski, H. Zhou, A. Mohamed, and M. Auli, “wav2vec 2.0: A framework for self-supervised learning of speech representations.” [Online]. Available: <http://arxiv.org/abs/2006.11477>
- [68] J. Wagner, D. Schiller, A. Seiderer, and E. André, “Deep learning in paralinguistic recognition tasks: Are hand-crafted features still relevant?” in *19th Annual Conference of the International Speech Communication Association (INTERSPEECH 2018)*, 2018.
- [69] S. Amiriparian, “Deep representation learning techniques for audio signal processing,” Ph.D. dissertation, Technische Universität München, 2019.
- [70] A. Baird, S. Amiriparian, and B. Schuller, “Can deep generative audio be emotional? towards an approach for personalised emotional audio generation,” in *2019 IEEE 21st International Workshop on Multimedia Signal Processing (MMSP)*, IEEE. Kuala Lumpur, Malaysia: IEEE, 2019, pp. 1–5.
- [71] F. Eyben, M. Wöllmer, and B. Schuller, “Opensmile: the munich versatile and fast open-source audio feature extractor,” in *Proceedings of the 18th ACM International Conference on Multimedia*. Firenze, Italy: Association for Computing Machinery, 2010, pp. 1459–1462.
- [72] S. Ottl, S. Amiriparian, M. Gerczuk, V. Karas, and B. Schuller, “Group-level Speech Emotion Recognition Utilising Deep Spectrum Features,” in *Proceedings of the 8th ICMI 2020 EmotiW – Emotion Recognition In The Wild Challenge (EmotiW 2020)*, 22nd ACM International Conference on Multimodal Interaction (ICMI 2020), ACM. Utrecht, The Netherlands: ACM, 10 2020, pp. 821–826.
- [73] N. Cummins, S. Amiriparian, G. Hagerer, A. Batliner, S. Steidl, and B. W. Schuller, “An image-based deep spectrum feature representation for the recognition of emotional speech,” in *Proceedings of the 25th ACM international conference on Multimedia*, 2017, pp. 478–484.
- [74] S. Amiriparian, N. Cummins, S. Ottl, M. Gerczuk, and B. Schuller, “Sentiment Analysis Using Image-based Deep Spectrum Features,” in *Proceedings 2nd International Workshop on Automatic Sentiment Analysis in the Wild (WASA 2017) held in conjunction with the 7th biannual Conference on Affective Computing and Intelligent Interaction (ACII 2017)*, AAAC. San Antonio, TX: IEEE, 10 2017, pp. 26–29.
- [75] G. Huang, Z. Liu, L. Van Der Maaten, and K. Q. Weinberger, “Densely connected convolutional networks,” in *Proceedings of the IEEE conference on computer vision and pattern recognition*. Honolulu, Hawaii: IEEE, 2017, pp. 4700–4708.
- [76] O. Russakovsky, J. Deng, H. Su, J. Krause, S. Satheesh, S. Ma, Z. Huang, A. Karpathy, A. Khosla, M. Bernstein et al., “Imagenet large scale visual recognition challenge,” *International journal of computer vision*, vol. 115, no. 3, pp. 211–252, 2015.
- [77] A. Vaswani, N. Shazeer, N. Parmar, J. Uszkoreit, L. Jones, A. N. Gomez, Ł. Kaiser, and I. Polosukhin, “Attention is all you need,” *Advances in neural information processing systems*, vol. 30, 2017.
- [78] A. Baevski, Y. Zhou, A. Mohamed, and M. Auli, “wav2vec 2.0: A framework for self-supervised learning of speech representations,” *Advances in Neural Information Processing Systems*, vol. 33, pp. 12 449–12 460, 2020.
- [79] W.-N. Hsu, B. Bolte, Y.-H. H. Tsai, K. Lakhota, R. Salakhutdinov, and A. Mohamed, “Hubert: Self-supervised speech representation learning by masked prediction of hidden units,” *IEEE/ACM Transactions on Audio, Speech, and Language Processing*, vol. 29, pp. 3451–3460, 2021.
- [80] J. Wagner, A. Triantafyllopoulos, H. Wierstorf, M. Schmitt, F. Eyben, and B. W. Schuller, “Dawn of the transformer era in speech emotion recognition: closing the valence gap,” *arXiv preprint arXiv:2203.07378*, 2022.
- [81] L. Pepino, P. Riera, and L. Ferrer, “Emotion recognition from speech using wav2vec 2.0 embeddings,” *arXiv preprint arXiv:2104.03502*, 2021.
- [82] O. Guhr, A.-K. Schumann, F. Bahmann, and H. J. Böhme, “Training a broad-coverage german sentiment classification model for dialog systems,” in *Proceedings of The 12th Language Resources and Evaluation Conference*, 2020, pp. 1627–1632.
- [83] K. Clark, M.-T. Luong, Q. V. Le, and C. D. Manning, “Electra: Pre-training text encoders as discriminators rather than generators,” *arXiv preprint arXiv:2003.10555*, 2020.
- [84] L. Sun, Z. Lian, J. Tao, B. Liu, and M. Niu, “Multi-modal continuous dimensional emotion recognition using recurrent neural network and self-attention mechanism,” in *Proceedings of the 1st International on Multimodal Sentiment Analysis in Real-life Media Challenge and Workshop*. New York, NY, USA: Association for Computing Machinery, 2020, pp. 27–34.
- [85] K. Zhang, Z. Zhang, Z. Li, and Y. Qiao, “Joint face detection and alignment using multitask cascaded convolutional networks,” *IEEE Signal Processing Letters*, vol. 23, 04 2016.
- [86] F. Schroff, D. Kalenichenko, and J. Philbin, “Facenet: A unified embedding for face recognition and clustering,” in *Proceedings of the IEEE conference on computer vision and pattern recognition*, 2015, pp. 815–823.
- [87] P. Ekman, “Facial expressions of emotion: an old controversy and new findings,” *Philosophical Transactions of the Royal Society of London. Series B: Biological Sciences*, vol. 335, no. 1273, pp. 63–69, 1992.
- [88] B. Martinez, M. F. Valstar, B. Jiang, and M. Pantic, “Automatic analysis of facial actions: A survey,” *IEEE transactions on affective computing*, vol. 10, no. 3, pp. 325–347, 2017.
- [89] K. He, X. Zhang, S. Ren, and J. Sun, “Deep residual learning for image recognition,” in *Proceedings of the IEEE conference on computer vision and pattern recognition*. Las Vegas, Nevada: IEEE, 2016, pp. 770–778.
- [90] Y. Zheng, H. Yang, T. Zhang, J. Bao, D. Chen, Y. Huang, L. Yuan, D. Chen, M. Zeng, and F. Wen, “General facial representation learning in a visual-linguistic manner,” in *Proceedings of the IEEE/CVF Conference on Computer Vision and Pattern Recognition*, 2022, pp. 18 697–18 709.
- [91] K. Cho, B. Van Merriënboer, D. Bahdanau, and Y. Bengio, “On the properties of neural machine translation: Encoder-decoder approaches,” *arXiv preprint arXiv:1409.1259*, 2014.
- [92] I. Loshchilov and F. Hutter, “Decoupled weight decay regularization,” *arXiv preprint arXiv:1711.05101*, 2017.
- [93] J. Platt et al., “Probabilistic outputs for support vector machines and comparisons to regularized likelihood methods,” *Advances in large margin classifiers*, vol. 10, no. 3, pp. 61–74, 1999.
- [94] W. Curran, G. J. McKeown, M. Rychlowska, E. André, J. Wagner, and F. Lingenfelser, “Social context disambiguates the interpretation of laughter,” *Frontiers in Psychology*, vol. 8, p. 2342, 2018.
- [95] A. Triantafyllopoulos, J. Wagner, H. Wierstorf, M. Schmitt, U. Reichel, F. Eyben, F. Burkhardt, and B. W. Schuller, “Probing speech emotion recognition transformers for linguistic knowledge,” *arXiv preprint arXiv:2204.00400*, 2022.
- [96] R. A. Calvo and S. D’Mello, “Affect detection: An interdisciplinary review of models, methods, and their applications,” *IEEE Transactions on affective computing*, vol. 1, no. 1, pp. 18–37, 2010.
- [97] A. Kathan, S. Amiriparian, L. Christ, A. Triantafyllopoulos, N. Müller, A. König, and B. W. Schuller, “A personalised approach to audiovisual humour recognition and its individual-level fairness,” in *MuSe’22: Proceedings of the 3rd Multimodal Sentiment Analysis Workshop and Challenge*. Lisbon, Portugal: Association for Computing Machinery, 2022, pp. 29–36, co-located with ACM Multimedia 2022, to appear.



Lukas Christ received his Master's degree in Computer Science at the University of Leipzig in 2020. He is currently a PhD candidate at the Chair of Embedded Intelligence for Health Care and Wellbeing at the University of Augsburg, Germany. His main research interests are natural language processing and multimodal machine learning in the context of affective computing.



Shahin Amiriparian received his Doctoral degree with highest honours (summa cum laude) from the Technical University of Munich, Germany in 2019. Currently, he is a postdoctoral researcher at the Chair of Embedded Intelligence for Health Care and Wellbeing, University of Augsburg, Germany. His main research focus is deep learning, unsupervised representation learning, and transfer learning for machine perception, affective computing, and audio understanding.



Alexander Kathan received his M. Sc. degree in Business Analytics from the University of Ulm, Germany, in 2021. Currently, he is pursuing his Ph. D. degree with the Chair of Embedded Intelligence for Health Care and Wellbeing at the University of Augsburg, Germany. His research interests include deep learning and machine learning methods for audio and multimodal signal processing in healthcare applications, as well as personalised machine learning approaches.



Niklas Müller received his M. A. HSG degree in Strategy and International Management (SIM) from the University of St. Gallen, Switzerland in 2019. Currently, he is pursuing his Ph. D. degree with the Chair of Strategic Management, Innovation, and Entrepreneurship at the University of Passau, Germany. His research interests are strategic communication of leaders and executives, in particular humour.



Andreas König received his MBA at HHL Leipzig Graduate School of Management in 2003, his Doctoral Degree at FAU Erlangen-Nürnberg in 2009, and the Habilitation at the same institution in 2013. He is Professor of and Chairholder of the chair for Strategic Management, Innovation, and Entrepreneurship at the University of Passau, Germany. He studies at the interface of strategic management research and has appeared in peer reviewed outlets, such as Academy of Management Journal, and received

numerous awards, such as a Best Paper Award of the Cooperative Strategies Division of the Strategic Management Society, 2018.



Björn Schuller (M'06, SM'15, Fellow'18) received the Diploma in 1999, the Doctoral degree in 2006, and the Habilitation and Adjunct Teaching Professorship in the subject area of signal processing and machine intelligence in 2012, all in electrical engineering and information technology from Technische Universität München, Munich, Germany. He is Professor of AI and head of GLAM, Imperial College London, London, U.K., and Full Professor and head of the Chair of Embedded Intelligence for Health Care and Wellbeing at the University of Augsburg, Germany. He (co-)authored five books and more than 1 200 publications in peer reviewed books, journals, and conference proceedings leading to more than 48 000 citations (h-index = 100). He is Fellow of the AAAC, BCS, ELLIS, IEEE, and ISCA.