

FV Time: a formally verified Coq library

Ana de Almeida Borges Mireia González Bedmar
 Juan Conejero Rodríguez Eduardo Hermo Reyes
 Joaquim Casals Buñuel Joost J. Joosten

Universitat de Barcelona and Formal Vindications S.L.

Abstract

FV Time is a small-scale verification project developed in the Coq proof assistant using the Mathematical Components libraries. It is a library for managing conversions between time formats (UTC and timestamps), as well as commonly used functions for time arithmetic. As a library for time conversions, its novelty is the implementation of leap seconds, which are part of the UTC standard but usually not implemented in existing libraries. Since the verified functions of FV Time are reasonably simple yet non-trivial, it nicely illustrates our methodology for verifying software with Coq.

In this paper we present a description of the project, emphasizing the main problems faced while developing the library, as well as some general-purpose solutions that were produced as by-products and may be used in other verification projects. These include a refinement package between proof-oriented MathComp numbers and computation-oriented primitive numbers from the Coq standard library, as well as a set of tactics to automatically prove certain arithmetical statements through brute-force computation.

Keywords Coq, MathComp, formal verification, automation, time, UTC

Funding RTC-2017-6740-7, Spanish Ministry of Science and Universities.

Author roles **Ana de Almeida Borges:** Conceptualization, Methodology, Software, Visualization, Writing - original draft, review & editing; **Mireia González Bedmar:** Conceptualization, Methodology, Software, Visualization, Writing - review & editing; **Juan Conejero Rodríguez:** Conceptualization, Methodology, Software; **Eduardo Hermo Reyes:** Conceptualization, Software, Writing - review & editing; **Joaquim Casals Buñuel:** Software, Visualization; **Joost J. Joosten:** Funding acquisition, Project administration, Writing - review & editing.¹

¹CRedit author statement as described in <https://casrai.org/credit/>.

1 Introduction

In certain fields where software is critical, formal verification becomes almost a necessity. This is the case for the legal field when software is meant to be used as evidence or support in court. This work is a by-product of the collaboration between the University of Barcelona and Formal Vindications S.L., whose main goal is the development of large-scale formally verified software with applications in the transportation legal sector. It is clear that time management, a basic utility widely used in a large proportion of the existing software, is a central ingredient in the legal field [4]. As such, we developed a formalized time management utility, described here. It is a small-scale verification project developed in Coq, which provides verified conversions between UTC times and timestamps, as well as basic time arithmetic, such as addition and subtraction of moments in time and durations.

1.1 UTC, timestamps and leap seconds

A time standard is a specification for denoting points or lapses of time. Historically, the position of the Sun was used as a reference to account for time, but nowadays it is known that the Earth's rotation is gradually slowing and is otherwise subject to small-scale irregular variations. The invention of the atomic clock in 1955 allowed for precise measurements of regular time periods. Nowadays time standards that rely on these constant time measurements are used for a large number of purposes.

For our ends there are essentially two different kinds of time standards: those based on solar seconds and those based on atomic seconds. Solar seconds are based on the Earth's rotation period, which defines a day. Seconds in these systems are defined as $1/86400$ th of a day. Since the rotation period of the Earth varies slightly, solar seconds are not constant. On the other hand, atomic seconds are defined as a constant amount of time, accurately measured by atomic clocks.

The current world standard for keeping time is the Coordinated Universal Time, or UTC, whose current version is defined in [33]. Although it uses atomic time, it is designed to stay close to solar time. More precisely, UTC is designed to be within 0.9 seconds of UT1, a modern continuation of the deprecated GMT, which is a solar-based time standard that conceptually represents mean solar time at 0° longitude. Since UTC uses atomic seconds, some adjustments are needed to keep it close to UT1. The solution adopted is as follows: days always have 24 hours, which always have 60 minutes, but minutes can have 59, 60, or 61 seconds. Since atomic seconds are slightly shorter than solar seconds on average, it is extremely unlikely that a negative leap second, leading to a minute of 59 seconds, ever occurs. If it occurred, the clock would display 23:59:58 followed by 00:00:00 of the following date. When a positive leap second, and thus a minute of 61 seconds, occurs, the extra second is inserted between second 23:59:59 of a date and second 00:00:00 of the following date, and is displayed as 23:59:60. Leap seconds are inserted as necessary to keep UTC within 0.9 seconds of UT1, and are thus unpredictable in the long-term. The International Earth Rotation and Reference

Systems Service (IERS) announces its insertion about six months in advance. As of September 2022, there have been 27 leap seconds added to UTC, all positive.

For almost all purposes, there are two ways to represent moments in time: the date-time (or just time), and the timestamp. The timestamp is the simplest format and the one used internally by most machines. In the most general definition, a timestamp is the number of units of time elapsed since a predetermined epoch (a chosen “origin”). Depending on the uses, the epoch and the unit may vary. When the unit of time is the day, we refer to it as a datestamp instead. If nothing is specified, the assumed unit is the atomic second.

It is worth noting that the vast majority of existing libraries for dealing with times and timestamps use Unix, even if they claim to use UTC [38, 6]. In summary, Unix is an encoding of UTC that ignores leap seconds: it doesn’t accept 23:59:60 as a valid time, and it doesn’t count the leap seconds on the timestamps. Hence, Unix and UTC timestamps differ by 27 seconds as of September 2022. It may not seem like a lot of time, but in fact even 27 seconds can make a difference in real world legal applications [4].

1.2 The library

The main goal of FV Time is to provide verified functions translating between UTC times (with leap seconds) and timestamps. We describe the file structure of the library in Figure 1.

The `calendar.v` file describes the main datatypes, such as what it means to be a UTC time². It also specifies the expected behavior of the translating functions in the most intuitive way possible. For example, the timestamp of a given time t is specified as the number of discrete times between the epoch (a parameter of the specification) and t . Since the specifications are optimized to be intuitive and not efficient, we provide a second file, `Hinnant.v`, with alternative implementations of these translating functions. The implementations of the datestamp algorithm and its inverse are inspired by the ones described by Howard Hinnant [32], hence the name of the file. Explanations of the specifications and implementations of the translating functions can be found in Section 7.

FV Time also provides functions to perform basic arithmetic on UTC times, such as adding a certain number of hours to a given time. We describe these in more detail in Section 8.

Since these algorithms are meant to be extracted from Coq to OCaml (a more efficient language for code execution; cf. Section 10 and Appendix A), we provide a type refinement for each of them. In other words, there are two versions of each algorithm: one based on proof-friendly datatypes, and one based on extraction and computation-

²Throughout the library and paper, “time” is a term that refers to our specification of a UTC point expressed as a date-time, i.e., a valid 6-tuple of year, month, day, hour, minute, and second. We currently take the second to be the smallest unit, although a finer-grained resolution could be implemented as well. This is described in more detail in Section 6.

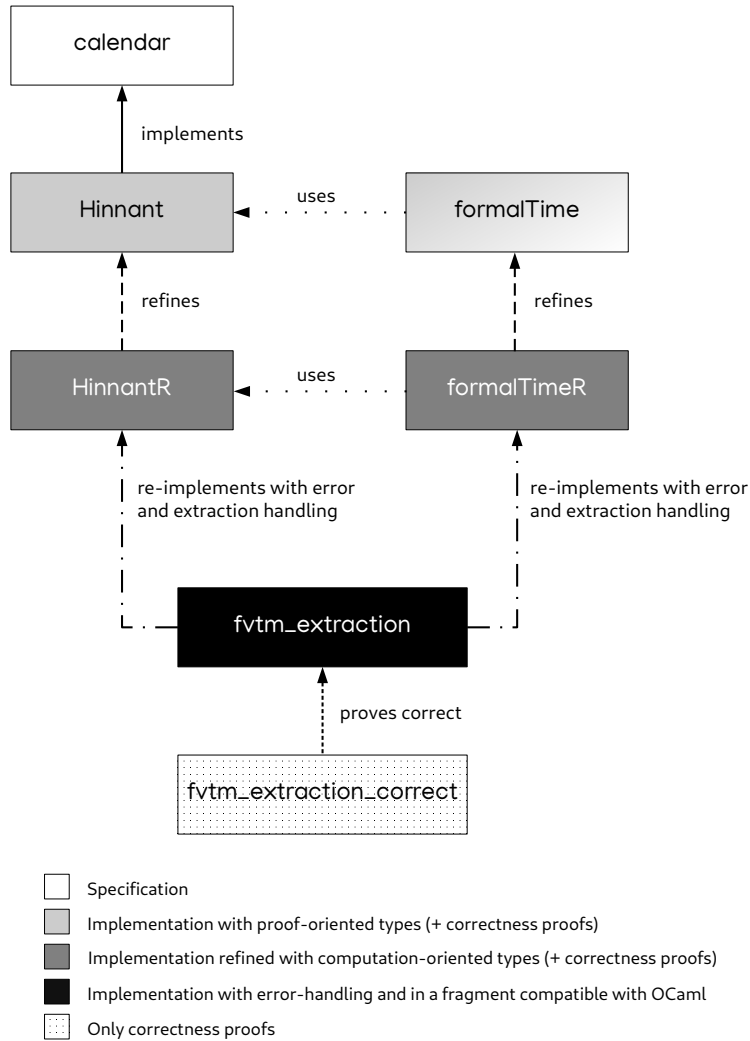


Figure 1: File structure of FV Time. There is an extra file, `doe_of_yoeK.v`, that only contains auxiliary proofs and definitions and doesn't appear in the diagram.

friendly ones. These two versions are proven equivalent under some assumptions. For example, the efficient datatype we use to represent natural numbers corresponds to 63-bit unsigned primitive integers. This type can only be safely used when the numbers in question are below 2^{63} . Thus, an extra assumption on the size of the numbers used is necessary. In our case, however, this extra assumption is not problematic, because, as discussed in Section 7.1, we restricted the library such that 9999-12-31 is the maximum valid date, and the size of primitive integers is enough to perform all computations inside the range of valid dates and times. For more details on refinements, see Section 9.

Section 2 provides a brief description of the tools we have used, namely Coq and MathComp. The remaining sections discuss our solutions to some of the problems that arose during the development. In Section 3 we discuss how to bridge between Coq

primitive integers and MathComp datatypes. In Section 4 we describe a new set of automation tactics that were particularly useful for this project. Finally, Section 5 describes several approaches to defining partial functions.

Three `opam` packages are available as a result of this work: one for the refinement presented in Section 3, one for the automation tactics presented in Section 4, and one for the time library itself. For more details on the code and installation instructions, see [3].

We avoid writing Coq code in this document (the appendix excepted), as a way of making it more accessible to someone not familiar with the syntax. The most notable exception is $t : T$, which means that the term t has type T . We also follow the convention that \rightarrow associates to the right. Thus, $f : T \rightarrow T \rightarrow U$ means that f is a function that receives two arguments of type T and outputs a term of type U . However, the reader who wishes to inspect the Coq code is encouraged to do so by following the hyperlinks available throughout this document, including type and function definitions, as well as theorem statements. These lead to a prettified presentation of the Coq code [2].

1.3 Related work

The field of formal verification has been flourishing during the last few decades, both in the area of mathematics formalization [25, 26, 43, 21, 17, 24, 1] and also in the realm of software verification [35, 31, 12, 7, 8, 14, 15, 13].

Our approach using refinements is well-known and has been extensively developed both in specific proof assistant developments, such as Coq [22, 16] and Isabelle/HOL [30], and in its purely theoretical aspects [9]. Some other software verification projects have used it too [12].

We also provide automation tactics that solve boolean goals over one, two or three primitive integer variables (both `Uint63` and `Sint63`) over a finite range by brute-force computation. It must be noted that in the literature many efforts have been devoted to free the developer from the burden of manually proving every result in the proof assistant. These efforts have yielded several Coq tactics to automatically perform certain proof tasks, such as `micromomega` [10], `ring` [29], `itauto` [11], `sauto` [20], `firstorder` [18], and `auto` and `eauto` [42]. However, none of these suited our particular problem, which is described in Section 4. The tactics `auto`, `eauto` and `sauto` are lemma aggregators, meaning that they produce proofs by combining existing lemmas that can be configured by the user, but this wouldn't solve our intricate arithmetical expressions. The `ring` tactic is also of no use, since our goals included Euclidean division, which doesn't form a ring, field or semi-field on the integers. As per `itauto` and `firstorder`, they are solvers for intuitionistic propositional logic and first order logic respectively, and, although extensible, they can't perform brute-force computation. Lastly, `micromomega` provides a set of tactics for arithmetic, one of which can, in principle, deal with Euclidean division, but its scope is quite limited and it doesn't solve our goals.

Regarding software managing time, to the best of our knowledge there are no other verified libraries. In the unverified realm, as stated above, most of the widely used

libraries implement Unix time instead of UTC. There are a number of exceptions, such as [28, 19, 34, 37].

2 External Tools

Our approach to formal verification is to write our code in the Coq Proof Assistant and use its features and libraries, in particular the Mathematical Components (MathComp) libraries, to express both a specification and an implementation of a given function of interest and then prove that they match. In this section we briefly describe these tools.

2.1 Coq

Coq [41] is a formal proof management system, or a proof assistant. Among the existing and well-known proof assistants, Coq distinguishes itself by its intuitionistic type theory, its dependent types, and the possibility of extracting code to other programming languages.

With Coq, one can write specifications of algorithms and their implementations, as well as theorem statements and their proofs. These proofs are verified by the Coq kernel, a small subset of the full Coq tool that serves as its trusted computing base. Even though critical bugs continue to be found in the Coq kernel, they are rare (about one per year) and don't tend to invalidate proofs that were previously verified in Coq [40]. Thus, Coq can be used as a way of making sure a given implemented function is error-free, in the sense that it meets its specification.

Some examples of well-known projects completed in Coq are the proof of the Four Color Theorem [25] and the verified C compiler CompCert [35].

2.2 MathComp

MathComp [43] is a set of Coq libraries originally developed for the mechanization of the Four Color Theorem [25]. It contains formalizations of wide mathematical theories, from arithmetic to algebra, with a strong internal coherence. MathComp is especially useful when developing abstract specifications, since it provides basic tools to speak about common mathematical structures. As an example, our specification for timestamps relies on MathComp's theory about finite sets and cardinalities, as well as types with order relations.

MathComp is also notorious for using the small scale reflection methodology in its library and proof design, aided by the tactic language SSReflect [27]. We make use of the same methodology and tactic language.

3 Integrating primitive integers with MathComp

We use the libraries `ssrnat` and `ssrint` in our proofs, but the datatypes provided there are not convenient either to represent large numbers or for extraction. For the latter purposes we use the libraries `Uint63` and `Sint63` instead. In order to use both of these pairs of libraries in the same development, we developed `Prim63` to `MathComp` [3], a set of compatibility files that are independent from `FV Time` and can be used by any development that decides to take the same path.

`Prim63` to `MathComp` provides locked and unlocked conversions between the proof- and computation-oriented types, as well as an extensive set of lemmas for rewriting between their respective arithmetical operations, with bounds on the numbers as side conditions when needed.

3.1 Locking

The `Time` Library defines algorithms such as `datestamp` and `from_datestamp` that rely on constants such as `146097` (the number of days in an era, which is a specific 400 year period). Although this is not such a large number for a computer, it is incredibly large when represented as a `nat` (in unary). It would be impractical to manipulate it as a `nat` due to its size, but it is also impractical to use a non-unary representation when all the functions expect a `nat` and all the proofs use results on `nat`.

Our solution is to represent such large constants as primitive integers³ and rely on a coercion `nat_of_uint`, i.e., an automatically inserted translation from primitive unsigned integers to the unary representation of natural numbers. Crucially, this coercion needs to be locked, i.e., we do not want `Coq` to compute the result of `nat_of_uint 146097`, otherwise we would end up with a unary representation after a single simplification. Since the unary representation of such large numbers is extremely large, simplification would then become impossible, or at least impractical (taking up large amounts of time and memory). However, not being able to simplify terms is also extremely impractical. Locking these conversions prevents the simplifications we want to avoid and not the ones we want to compute.

³Primitive integers, or machine integers, are the integers directly supported by the processor and used physically in memory, with binary representation. Programming languages usually provide a type representing primitive integers.

4 FV Check Range: automation for Boolean expressions on a bounded integer range

We developed a set of tactics⁴ to automatically solve decidable statements with up to three free variables bounded by a specific integer range. For example, consider (1).

$$\forall(-5 \leq x < 100) 0 < 200 - x \quad (1)$$

It is possible to prove (1) by reasoning about subtraction and the transitivity of $<$ and \leq , but it is also possible to prove it by computing⁵ $0 < 200 - (-5)$, then $0 < 200 - (-4)$, and so on until $0 < 200 - 99$. The latter is more resource-intensive for the computer, but much less so for the person writing the proof, if there is a purpose-built tactic such as the one we developed. This is particularly important when the statement in question is tricky to prove without this kind of brute-force approach.

We developed a set of tactics to automatically accomplish this, as long as there are at most three (signed or unsigned) primitive integer variables to range over. Furthermore, the base statement must be of type `bool` (and thus decidable). Given the variables and the bounds on which to check them, the tactics identify the desired boolean statement, generate a list with all the primitive integers in the relevant range and use `vm_compute` to confirm that the boolean statement indeed holds for every number in range.

These tactics work rather fast, checking ranges with sizes on the order of 10^5 in hundredths of seconds and on the order of 10^7 in two or three seconds (showing a linear progression) in one of our machines.

We used these tactics at several points during the development of FV Time and describe here only a particular example, namely (2). Note that these are natural numbers, and so the division operation is Euclidean division, meaning that, for example, $\frac{5}{2}$ evaluates to 2. In particular, it is not always the case that $\frac{x}{y} \cdot y = x$.

$$\begin{aligned} \forall(0 \leq x < 146097) x \geq & \frac{x - \frac{x}{1460} + \frac{x}{36524} - \frac{x}{146096}}{365} \cdot 365 \\ & + \frac{x - \frac{x}{1460} + \frac{x}{36524} - \frac{x}{146096}}{365 \cdot 4} \\ & - \frac{x - \frac{x}{1460} + \frac{x}{36524} - \frac{x}{146096}}{365 \cdot 100} \end{aligned} \quad (2)$$

We found that using our automation was significantly easier and faster than the standard methods when proving (2), as described in Table 1.

⁴Tactics are Coq commands that transform the proof state of an incomplete proof to eventually generate a complete proof.

⁵We use the word “computing” instead of “proving” here because inequalities are defined as boolean (or computational) objects in this context. Thus, determining whether $0 < 205$ is a matter of simplifying the expression (or computing the $<$ function) and checking whether the result is `true`.

Table 1: Compilation time and number of lines of code for the proof of (2) before using FV Check Range (i.e., with *ad-hoc* proofs) and while using FV Check Range.

*At that time, our coercions were not locked yet (cf. Section 3.1), otherwise it is very likely that the compilation would have been significantly faster. Therefore, we can't properly estimate the improvement in compilation time for the real cases we encountered, but the difference in lines of code and associated developing time already justifies this method.

	Without FV Check Range	With FV Check Range
Lines of code	400 lines	1 line
Compilation time	10 minutes*	0.05 seconds

5 Dealing with partiality

A common issue in typed settings is that of defining partial functions. We ran into this question several times in our development and employed several solutions depending on the circumstances.

Consider, as an example of a partial function, Euclidean division on the natural numbers, `div`. Division is mathematically undefined when the divisor is 0. There are three main ways of implementing such partial functions in Coq, illustrated here with the type signature of division.

1. Output an error:

$$\text{div}_{err} : \text{nat} \rightarrow \text{nat} \rightarrow \text{nat_or_error}$$

2. Forbid the input:

$$\text{div}_{gt0} : \text{nat} \rightarrow \text{nat_greater_than_0} \rightarrow \text{nat}$$

3. Output a default value:

$$\text{div}_{dft} : \text{nat} \rightarrow \text{nat} \rightarrow \text{nat}$$

Outputting an error can be done with an option type, for example. In this case the result of `diverr a b` will be `Some n` when `b` is not 0, and `None` otherwise. This strategy will then be felt throughout the development, because every function or theorem mentioning division will need to expect and possibly output an option type as well. However, it is useful when preparing the final API, where we do want error handling. We employed this strategy for our extracted functions, as described in Section 10.

Forbidding the input can be done by taking advantage of dependent types. In this case, the division function will expect a proof that the divisor is greater than 0, and thus there is no need to provide any kind of output for that case. This strategy feels mathematically clean, but it also creates ripples throughout the rest of the development.

Every time `divgt0` is used, a proof that the divisor is greater than 0 must be provided. We made use of this strategy for defining the specifications of the main functions and stating theorems. The relevant dependent types are described in Section 6.

Finally, there is the option of providing a default value for division by 0, such as 0 itself. This is how both the standard library of Coq and MathComp implement Euclidean division. The advantage is that the type signature of `divdft` is as simple as possible and can easily interact with every other function on the natural numbers. A smart choice of default value can even make true some theorems on division without requiring the extra assumption that the divisor be positive, but in general adding this assumption to theorems is not a problem. We used this strategy when defining the implementations of the main functions, described in Section 7.2. This ensured that the definitions were representable in OCaml with barely any translation, which wouldn't have been possible if they used dependent types.

6 The main data types

The central data type in FV Time is a representation of moments in time in UTC,⁶ which we call `time`. Under the hood it is simply a 6-tuple of natural numbers representing a given year, month, day, hour, minute, and second, together with a proof that the tuple in question forms an existing time. What counts as an existing time depends on the current list of leap seconds.⁷

For convenience and modularity's sake, we define three other relevant types: `date`, `rawDate`, and `rawTime`. A `date` is the part of the `time` with only the year, month, and day, together with a proof that it exists in UTC. The `raw` types are simply the tuples without the proofs. Thus, January 32nd 2000 could be represented as a `rawDate` but not a `date`.

The `raw` types are used in the implementations of every function that operates on dates, such as `datestamp`. It is then possible to compute the `datestamp` of January 32nd 2000, but we do not wish to prove any facts about the `datestamps` of such ill-formed dates. For that reason, we use the valid (non-`raw`) versions in the specifications and theorem statements. There is then a disconnect between the specification and the implementation, since they refer to different types. This is easily solved using coercions.

A coercion is a function $f : A \rightarrow B$ inserted automatically when needed to type-check a statement. For example, we declare a coercion from `date` to `rawDate` that simply forgets the proof that the date is well-formed. Then when a theorem states some fact P about the `datestamp` of all well-formed dates, this coercion is automatically inserted. Thus $\forall(d : \text{date}) P (\text{datestamp } d)$, which as it stands is ill-typed because d is a `date` and `datestamp` expects a `rawDate`, actually becomes $\forall(d : \text{date}) P (\text{datestamp } (\text{rawDate_of_date } d))$ under the hood.

⁶We further assume that the time occurs before the end of year 9999, for reasons explained in Section 7.1.

⁷See Section 7.1 for more details on this list.

We use a number of coercions in our development, mostly between types and their subtypes, as described in Figure 2. Our type hierarchy is quite small compared with many other projects. In particular, MathComp includes a rich type hierarchy representing types with decidable equality, choice operators, of countable or finite size, etc, not to mention the hierarchy of algebraic concepts such as monoids, groups, rings, and so on [39].

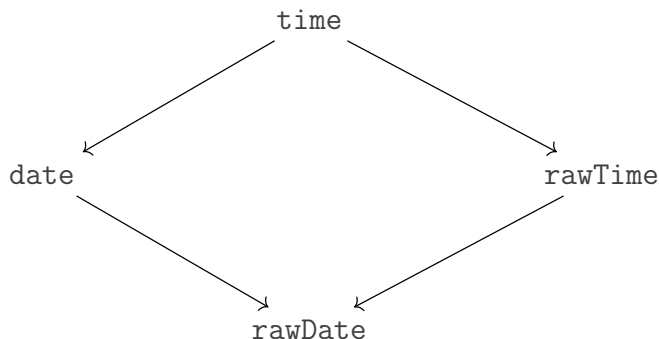


Figure 2: A representation of the four main data types in FV Time and the coercions between them. Each arrow from X to Y represents the coercion Y_of_X .

Type hierarchies need to solve the diamond problem (folklore, see also [1]). This can be described by looking at Figure 2: there are two possible paths from a `time` to a `rawDate`. It happens that these paths are equivalent, and so in some contexts it is irrelevant which one is chosen. However, sometimes the information that the date part of the `time` is valid is crucial, and so the path that goes through the `date` must be picked over the other one. For this reason, we define the coercion `date_of_time` and set it as canonical.

7 The main functions

The backbone of FV Time are the translations between times and timestamps, which themselves depend on translations between dates and datestamps. In this section we focus on the specification and implementation of these four functions, as well as the proofs that they coincide on well-formed inputs. These terms are listed in Table 2.

The relevant files are `calendar.v` and `Hinnant.v`. The former includes the basic definitions of dates and times, as well as all the specifications. The latter includes the efficient implementations and the correctness proofs of the main functions. It is named `Hinnant.v` in honor of the creator of the algorithms [32] that inspired `Hinnant.datestamp` and `Hinnant.from_datestamp`.

Note that the specification and implementation of a given function have the same name, so we use the name of the file to clarify which we mean at any given time. Similarly, some lemma names also coincide and are clarified as well.

Table 2: Main functions in FV Time together with the name of the theorem stating that the implementation meets the specification. Each term is a link to its corresponding definition.

	Specification	Implementation	Correctness proof
	<code>calendar.v</code>	<code>Hinnant.v</code>	<code>Hinnant.v</code>
date	<code>datestamp</code>	<code>datestamp</code>	<code>datestampE</code>
	<code>from_datestamp</code>	<code>from_datestamp</code>	<code>from_datestampE</code>
time	<code>timestamp</code>	<code>timestamp</code>	<code>timestampE</code>
	<code>from_timestamp</code>	<code>from_timestamp</code>	<code>from_timestampE</code>

7.1 Specifications

The specifications of the main functions were primarily chosen to be intuitive. Thus, the `calendar.datestamp` of a date d is the size of the set of dates strictly smaller than d , and similarly for `calendar.timestamp`, where the order relations on dates and times are defined as expected. These definitions use the notion of cardinality of a finite set, which is defined in MathComp’s `finType` library. We arbitrarily set the maximum date as December 31st, 9999, so that our types for valid dates and times could be declared as a `finType` and hence benefit from this library’s theory. There is a second advantage to this restriction, namely that the maximum timestamp is well below 2^{63} and so we need not worry about overflow when using primitive integers to represent timestamps (cf. Section 9).

Given the notions of `next_date` and `next_time` (see below), we define the `calendar.from_datestamp` of a number n as the n th iteration of `next_date` after the minimum date, and similarly for `calendar.from_timestamp`.

The definition of `next_date` is the expected one, with its only particularity being that the successor of the maximum date is the minimum date. This cyclic behavior was chosen in order to maintain the invariant that the successor of a valid date is always a valid date.

We also define `next_time` to be cyclic, and we underline that this definition depends on the list of leap seconds, as do essentially all the functions related to time. We encode the list of leap seconds as a variable that can be updated each time a new leap second is announced. The list is actually a list of pairs, where each pair has a date (indicating that a leap second occurs on that date) and a boolean value (where `false` means that it’s a positive leap second and `true` that it’s a negative one). Since we treat the list as a variable with unknown contents, it can be instantiated in any way as long as it satisfies the hypotheses we use throughout the theorems: the list must be sorted with respect to the strict order of dates (in particular it doesn’t include repeated dates), and all the dates in it must be valid. In particular, FV Time can be used to compute Unix time conversions by using an empty list of leap seconds.

7.2 Implementations

`Hinnant.datestamp` If every month had the same number of days and every year the same number of months, computing the datestamp of a given date would be as straightforward as multiplying each date component by its corresponding number of days and adding everything. Even with different lengths for different months it would not be particularly complicated, but the existence of leap years means that some more care must be taken. In order to have the algorithm be as simple as possible, we internally use shifted years that start on the first day of March and end on the last day of February, as inspired by [32]. Thus, the leap day, if it exists, is the last day of the shifted year and doesn't influence the calculation of the datestamp of any day in that year other than itself.

Since the Gregorian calendar has a 400 year cyclic structure at the level of dates, the date algorithms base their calculations on this structure, ruling out the actual year from the core computations. We call each cycle of 400 years an *era*.

The only other main part of `Hinnant.datestamp` is calculating how many days there are between the start of a (shifted) year and the first day of each (shifted) month. This can be represented as a table, but it turns out there is a simple linear equation interpolating this table, so we use that instead of storing the table in memory.

`Hinnant.from_datestamp` As in `Hinnant.datestamp`, we divide years in 400 year eras and shift everything so that years start in March. With this framing, the algorithm is more obviously the inverse of `Hinnant.datestamp` (a fact that we rely on in the correctness proofs).

Given the number of days since the beginning of the era, finding the year must take into consideration leap years, and finding the month must take into consideration the varying number of days in each month. For the latter we use a linear interpolant of the table matching days in a year to months instead of using the table directly.

`Hinnant.timestamp` This is the natural extension to time of `Hinnant.datestamp`. In the absence of leap seconds, we could simply add the product of each time component by the amount of seconds in that component (60 seconds per minute, and so on). With leap seconds, we need to additionally calculate the offset generated by them, i.e., the number of extra seconds that must be added or subtracted to the leap second-less timestamp, and add the offset to the leap second-less timestamp. Such an offset is relatively easy to calculate for a given date d , for we can simply count the number of dates in our list of leap seconds that happened prior to d , and then check whether they were positive or negative to obtain a final offset. This is accomplished by `offset_rd`.

Since the leap second offset can *a priori* be negative (even though there hasn't been a single negative leap second at the time of writing), we first calculate the timestamp over the integers and then take its absolute value. This works because even before taking the absolute value we know that the timestamp is positive due to our restrictions on leap seconds: we allow at most one leap second per day (an unimportant restriction,

since the international convention allows at most two leap seconds per year). Since there are less days than seconds in any given amount of time, it is not possible to have enough negative leap seconds to obtain a negative timestamp.

`Hinnant.from_timestamp` Once we know how to calculate the date corresponding to some datestamp, calculating the time corresponding to some timestamp (i.e., to some number n of seconds since the epoch) is straightforward in the absence of leap seconds. Thus, we first subtract the relevant offset from n and then proceed as if there were no leap seconds.

Obtaining the offsets for this function is slightly more complicated than it was for `Hinnant.timestamp`, since our list of leap seconds is a list of dates and not of timestamps. Thus, the offset calculator for `Hinnant.from_timestamp`, called `offset_ts`, first computes the `Hinnant.timestamp` of the final second of each date in our list of leap seconds (leap seconds are always the final second of each day by international convention), and then proceeds similarly to `offset_rd` (the offset computation for `Hinnant.timestamp`).

7.3 Proofs

The specification and implementation of the main functions differ significantly, and so it is hard to directly prove that they match. Instead, we make use of lemmas showing that certain functions are the (left) inverse of others (also known as canceling lemmas) and the following simple result.

Lemma 7.1. Let T and U be types, and $f_1, f_2 : T \rightarrow U$ be functions. If there is a function $g : U \rightarrow T$ that is both a right inverse of f_1 and a left inverse of f_2 , then f_1 and f_2 are extensionally equal.

Proof. We need to show that $f_1(t) = f_2(t)$ for any $t : T$ under the assumptions. Since g is a left inverse of f_2 , we know that $f_1(t) = f_1(g(f_2(t)))$. Then since g is a right inverse of f_1 , it follows that $f_1(g(f_2(t))) = f_2(t)$, as we wanted to show. \square

We summarize here the correctness proof for `timestamp` (Theorem 7.2) as an example. The actual Coq statement includes our standard assumptions on the shape of the list of leap seconds (cf. Section 7.1), omitted here. Note that the theorem statement is about valid times; we make no claim about non-existing times such as any moment during January 32nd. Links to the formalizations of the other proofs can be found in Table 2.

Theorem 7.2 (`timestampE`). For every time t :

$$\text{Hinnant.timestamp } t = \text{calendar.timestamp } t.$$

Proof. By Lemma 7.1 it suffices to find a suitable function bridging the implementation and specification of `timestamp`. We used `calendar.from_timestamp` and the canceling

lemmas `calendar.timestampK` and `cal_from_timestampK` (see Figure 3 for a schematic representation of their statements). \square

Given the above strategy, the main challenge becomes proving the canceling lemmas. There are three relevant lemmas for time, depicted as the arrows in Figure 3, and three analogous ones for dates, used as a stepping stone for the time ones and not shown here. We briefly comment on each of these three results.

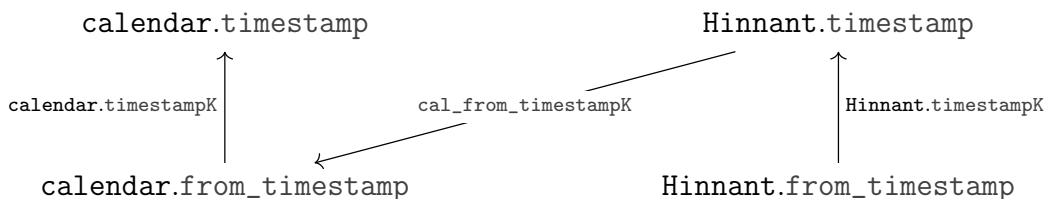


Figure 3: The implementation and specification of the main time functions together with the canceling lemmas used to prove their correctness. Each arrow from f to g represents the proof that f is a left inverse of g .

On the specification side, `calendar.timestampK` states that `calendar.timestamp` is a right inverse of `calendar.from_timestamp`. Since this is a statement about two specifications, designed to behave nicely with respect to proofs, there were no great difficulties in proving it.

The bridge between the specification and the implementation is provided by the `cal_from_timestampK` lemma, which states that `calendar.from_timestamp` is a right inverse of `Hinnant.timestamp`. Fortunately, `calendar.from_timestamp`'s specification is very simple (just iterating `next_time`), and so this proof follows without too much difficulty using basic arithmetical facts. We deliberately chose to prove this bridge canceling lemma instead of the alternatives (such as seeing that `Hinnant.from_timestamp` is an inverse of `calendar.timestamp`) due to the simplicity of `calendar.from_timestamp`.

Finally, on the implementation side, `Hinnant.timestampK` (needed for the proof of `from_timestampE`, which is the correctness theorem for `from_timestamp`) states that `Hinnant.from_timestamp` is a left inverse of `Hinnant.timestamp`. Its proof is the most intricate of the three. Even though some care was taken to define the implementations in mirror ways, proving that one is the inverse of the other is still not straightforward. The biggest difficulty is the ubiquitous presence of Euclidean division in both definitions, which does not have an inverse. As such, some of the intermediate results hold for different reasons in different input ranges. After struggling with this situation for a considerable amount of time (both here and during the type refinement described in Section 9), we decided to give up on translating long pen and paper proofs directly and use automation instead. This led to the development of FV Check Range, presented in Section 4.

8 Formal time

When adding and subtracting durations to a given time, the irregular periods that the Gregorian calendar and UTC define must be taken into account. For systems that work in Unix, the issue arises with months and years, because they don't have a constant duration. What some systems do is define arithmetical operations on months and years that don't respect basic arithmetical properties [38]. For example, it's common to define the notion of adding 1 month as adding 1 to the month component of the time. However, the result of this operation is not always valid. Thus, adding 1 month in this sense to 2009-01-31 14:00:00 yields 2009-02-31 14:00:00, which is not a valid time because February doesn't have 31 days. The adopted solution is to correct the wrong component by going back to the previous valid one, so the result would be 2009-02-28 14:00:00. Similarly, it is possible to add any number to the month component, carrying to the year if necessary, and then correct the wrong component. For example, adding 24 months to 2008-02-29 15:00:00 gives 2010-02-28 15:00:00. This operation and the analogously defined subtraction are not mutual inverses, since subtracting 1 month from 2009-02-28 14:00:00 would lead to 2009-01-28 14:00:00, which is some days apart from the original 2009-01-31 14:00:00.

Our library uses UTC, which means that this problem affects all the components except seconds. Not all minutes have the same duration, nor all hours, nor all days. Our solution is to implement two different types of operations in time arithmetic. The first approach, leading to the so-called shift functions, follows the above logic. The second one is a definition of a standard for durations called formal time, and operations called `add_formal` that manipulate fixed amounts of seconds and thus do not suffer from the above issue.

8.1 Shift functions

The shift functions are defined according to the logic described above. Thus, the shift function shifts a component of the time, carrying to the left if necessary, and then if the result is invalid it performs corrections on the wrong component(s) to return a certain close valid time. The precise specification can be found in the lemma `shift_utc_yearsP` for years, and similarly for the other date-time components.

8.2 Formal time arithmetic functions

In order to have time arithmetic with the usual arithmetical properties, we have defined formal time, which establishes standard durations for every component. A formal second is an atomic second, a formal minute is 60 formal seconds, and so on.

We have chosen to define formal months as 30 formal days. Thus, `add_formal_month` adds a constant number of seconds ($30 \cdot 24 \cdot 60 \cdot 60$ seconds) to the input. In the example above, adding a formal month to 2009-01-31 14:00:00 yields 2009-03-02 14:00:00. The

result is always valid by construction, except when it goes beyond the minimum or maximum dates. Subtraction works similarly.

9 Refinements

The default representation of the natural numbers in Coq (and MathComp) is the unary one.⁸ It is extremely useful for proving properties about the natural numbers, as one can reason by structural induction: prove first that a property holds for zero, and then that if it holds for n it also holds for its successor. However, it is a very inefficient representation in terms of space. For example, explicitly representing numbers larger than 5000 in Coq makes the code almost unusable. There are ways around this, namely to encode the natural numbers in binary, which is the standard in computer science. The downside is that proofs using natural numbers become much more complicated.

The usual solution for this problem is to use what is known as type refinement. This technique implies an intermediate step where algorithms are defined on top of non-efficient data types and then refined (i.e., redefined) on top of efficient ones. A proof can then be provided to ensure that the refinement kept the relevant properties of the algorithm. See, for instance, [16].

Our approach is the following. For a hypothetical function f with input a natural number and output a natural number, we have a specification using `nat`. Then we write a first implementation, which would be an efficient algorithm for f except it also uses `nat`. We prove a theorem stating that this first implementation behaves as the specification says. The previous steps are described in Section 7.

Then we provide a refinement. We define a second implementation of exactly the same algorithm, but this time using the unsigned primitive integers `Uint63.int` and their operations, and taking the possibility of overflow into account.⁹ Now we can prove another lemma stating that, whenever the input is small enough, the outputs of both versions coincide. It then follows that the latter implementation meets the specification for such inputs. Analogously, we refine the unary type `ssrint.int` into `Sint63.int`.

The choice of `Uint63.int` and `Sint63.int` was based both on their efficiency and their good properties with respect to extraction, as we shall see in Section 10.

Even if at first sight the refinement phase may appear much easier than the previous one, in truth the difficulty in our case was comparable and arguably higher, for two different reasons. The first one is that the process of refining functions requires having a good set of rewriting lemmas between the operations of the source and target types, which in our case didn't exist. Hence, this project led to the development of such a set of lemmas, called FV Prim63 to MathComp (cf. Section 3), which is now available

⁸A unary representation of the natural numbers uses roughly a symbol per unit. For example, zero can be represented as `0`, and then each number n can be represented as the string `S ··· S0` with n occurrences of the letter `S`. In this representation the string `SSSSS0` means 5.

⁹It is necessary to consider overflow because primitive integers are defined cyclically, so that 2^{63} is the same as 0, and so on.

for any future projects. The other reason is the nature of the task itself: ensuring the equivalence between the original and the refined versions implies ensuring that all of the intermediate steps will not overflow, or otherwise finding the appropriate bounds for which they don't. This was in itself a very extensive and quite tedious task, severely eased by our automation tool FV Check Range (cf. Section 4).

10 Extraction

Unfortunately, Coq is not particularly good at running functions in an efficient way. Even low-complexity algorithms with primitive datatypes can be too slow to be directly useful. This issue can be mitigated with extraction.

10.1 What is extraction?

The concept of extraction is simple: (automatically) translate statements written in Coq to statements written in some other, faster, language. There are currently three main extraction algorithms implemented for Coq: to OCaml, to Haskell, and to Scheme. Any of these extractions is lossy, in the sense that some information is lost in the process. This makes sense, because Coq terms may carry information about proofs that has no natural counterpart in any of the other languages. In general we are in fact happy that this information is lost, for it is superfluous to the computation.

However, one must be careful. The extraction algorithms are not themselves formalized yet, and so it is possible that errors in the extraction process lead to unexpected discrepancies between the original and the extracted code. Note that the extracted code is not the one about which we have proofs, but it is the one that is going to be used in practice. This problem can be mitigated by making sure that the Coq code meant for extraction is as close as possible to the extracted code in the target language, and thus that the path taken by the extraction is as simple as possible. In this case, the extracted code is remarkably similar to the original Coq code, and in particular can be easily read and inspected.

It is worth noting that the MetaCoq project [40] is working toward a verified extraction mechanism for Coq, most likely to an intermediate language used by the OCaml compiler. Our team looks forward to providing an extraction of FV Time using this future verified extraction.

10.2 What and how did we extract?

We decided to extract to OCaml mostly because it has very similar syntax to Coq (in fact, Coq itself is written mainly in OCaml). The only part of the Coq code that makes sense to extract are the implemented algorithms. These were purposefully written while avoiding any feature of Coq that is not present in OCaml. Since extraction of custom or MathComp structures involving proof terms triggers the erasure mechanism and

can yield the presence of `Obj.magic`¹⁰ in the extracted code, we rewrote our functions for extraction so that they don't use any predefined structures, following the ideas of Appendix A. In particular, the efficient algorithms deal exclusively with raw data types (the ones that have no proof associated). Our results then state that if the input is a valid date (or time), then the output is likewise valid.

We used `ExtrOcamlBasic` and `ExtrOcamlInt63` from Coq's Standard Library to help with the extraction. The former is a small collection of well-accepted translations, such as mapping Coq's `bool` type to OCaml's, and other such mappings where the types are basically the same in both languages. The latter maps the Coq definitions of `Uint63` and `Sint63` to the very same OCaml module used to implement primitive integers by the Coq kernel.

Our extracted code can be used as a library, taking into account that functions come in two flavors with respect to the way they deal with partiality: we provide versions named `f_plain` that output default values on ill-formed inputs, corresponding to the `f_dft` described in Section 5, and versions named simply `f` that output a more complex type called `possibly`, which includes information about problematic inputs and corresponds to `f_err`. We decided to have the latter because our purpose when extracting was to use the library from other programming languages, for which we wrote a small command-line interface in OCaml that can be compiled as an executable and invoked from any other program, described in Section 11. It was thus convenient to extract versions that detect errors (where we proved lemmas about what errors are detected, and when), instead of implementing the full exception handling in OCaml, which would be prone to bugs.

For each function `f_plain`, there is a lemma `f_plainR` (where the "R" stands for "refinement") showing that `calendar.f = f_plain`, or in other words showing that `f_plain` meets its specification. Furthermore, there are lemmas proving that the error handling for `f` is correct given certain assumptions on the input.

For example, `max_second_plain` receives a date and two unsigned primitive integers representing an hour and a minute, and outputs another unsigned primitive integer representing the maximum second of that minute on that hour and date (i.e., 59 in most cases, 60 when a positive leap second occurs, and 58 when a negative leap second occurs). The result is unspecified if the date is not valid or if the integers are outside the range for hours (0-23) or minutes (0-59), respectively. The lemma `max_second_plainR` shows that `max_second_plain` is extensionally equal to `calendar.max_second`. Moreover, `max_second` has `possibly Uint63.int` as return type, and the lemmas `max_second_Result`, `max_second_InvalidDate`, `max_second_InvalidHour`, and `max_second_InvalidMinute` prove that the specified result is given when the input is valid, and that the error handling works as expected otherwise.

¹⁰`Obj.magic` is a low-level OCaml function that allows casting any type to any other type. It is purposefully undocumented because it is not meant for the casual user.

11 FVTM: a command-line interface for FV Time

After extraction, we end up with an OCaml library with all the relevant functions of our development. However, OCaml is not the most popular programming language and communication with other languages is non-trivial. Hence, we wrote a command-line interface in OCaml that allows to compile the library as an executable and invoke it from the terminal or from any other programming language. This command-line version of the library is named FVTM (FV Time Manager) [23].

Conversion between time formats is a common utility and there are already many libraries that fulfill this purpose [38, 6, 19]. FVTM has been designed as a particular replacement since it incorporates three main innovations: the library is formally verified, which implies that it is (almost) guaranteed to be error-free; it includes leap seconds, and so, it provides a real implementation of UTC, which is something that is rarely available in libraries of this kind; and it provides two different versions of time arithmetic whose behavior is clearly specified for the user’s convenience (see Section 8).

The main functions of the library, i.e., the conversions between UTC times and timestamps, can be tried online at the Formal Vindications webpage¹¹.

12 Contributions and conclusion

We believe that the development of a formalized time library, implementing true UTC conversions and operations (where “true” means “with leap seconds”), satisfies an existing need in the panorama of software dealing with time. But more importantly, its formal verification led to a number of problems, some of which have yielded general-purpose solutions, while others may be more specific but yet inspiring for analogous situations.

The first general-purpose development, Prim63 to MathComp, provides a translation between proof-oriented types and operations from MathComp (the `ssrnat` and `ssrint` libraries) and computation-oriented, extraction-friendly types and operations from the Coq Standard Library (the `Uint63` and `Sint63` libraries). Our stance is that the world of formal verification of software needs powerful, expressive libraries like MathComp for the specification side, and extraction-friendly libraries for the implementation side. Prim63 to MathComp fills the gap between them.

As direct consequences of this work, it is worth noticing that this project catalyzed the addition of signed primitive integers (`Sint63`) to Coq. The unsigned version was already available, but when we needed the signed version as well, one of the authors teamed up with the Coq developers to make it happen [5]. Furthermore, we opened a number of minor issues in the Coq bug tracker and helped fix some of them. The improvements live on in the Coq versions since released.

Another general-purpose by-product has been the development of FV Check Range, which provides a set of tactics to automatically solve decidable statements with up to

¹¹<https://formalv.com/TimeManager/FVTimeCalculation>

three variables bounded by a specific primitive integer range. These tactics have reduced our development time noticeably, and we hope they serve the same purpose for other teams.

Regarding extraction, we have presented a methodology to minimize possible bugs (crucial while the world waits for verified extraction) and obtain clean and simple extracted code. This methodology could serve as a first model of good-practice for other projects.

Finally, we have developed a non-trivial formalized library that is still simple enough to be an accessible example and road map to other libraries. In particular, we have dealt with a number of typical things such as subtyping, partial functions, algorithm and type refinements, extraction, and interface creation.

Acknowledgments

This project wouldn't have been possible without the ideas and help of several people. We are grateful to Guillermo Errezil for prompting the project and to Jasper Hugunin for the idea behind FV Check Range's implementation. We thank Cyril Cohen for his essential help and advice on using Coq. Yannick Forster shared some advice on improving Appendix A, for which we are grateful. Finally, we would like to thank the Coq community at large for all the discussions and support.

All authors have received research support in a consortium between the University of Barcelona and Formal Vindications S.L. under the grant RTC-2017-6740-7 of the Spanish Ministry of Science and Universities.

A On clean extraction

This appendix describes a method for extracting Coq programs to OCaml in a way that guarantees the resulting OCaml code is clean, reasonably short, and readable.

The main idea is to only extract Coq code that already looks as close as possible to OCaml code, so that the extraction plugin [36] has almost nothing to do. The work of translating the arbitrarily complex original Coq code to Coq code representable in OCaml then falls to the programmer instead of the plugin. This extra work has two advantages: first, one obtains control over the extracted OCaml code, and second, one can still reason about the Coq code that originated it. This means that the distance between the verified Coq code and the unverified OCaml code is much shorter than if one simply relied on the extraction plugin without any pre-processing.

One of the main tasks of the extraction mechanism is to erase the logical parts of the Coq code, i.e., the parts living in `Prop`. However, it is possible to define Coq functions that depend on such information, as is the case of `head_Prop`, which obtains the first element (also known as head) of a given list as long as it is assumed to be non-empty.

```
From mathcomp Require Import all_ssreflect.
```

```

Definition head_Prop (T : Type) (s : seq T)
  : s <> [::] → T :=
  match s with
  | [::] ⇒ fun nonnil ⇒
      match nonnil (erefl [::]) with end
  | x :: _ ⇒ fun ⇒ x
  end.

```

Extracting `head_Prop` leads to the following OCaml function.

```

let head_Prop = function
| Nil -> assert false (* absurd case *)
| Cons (x, _) -> x

```

This is fine if we are only planning on using the extracted OCaml code as it stands, without composing it with any other unverified code. However, if we do wish to use the extracted code as a library, asserting `false` when a hidden assumption is not met is hardly ideal.

Coq is well-known for supporting dependent types, which are very expressive but not available in OCaml. An alternative and possibly more convenient way to express non-empty lists would be to use the dependent type $\{r : \text{seq } T \mid r \neq []\}$. We could make use of `head_Prop` to define the head of such a list.

```

Definition head_dep (T : Type)
  (s : {r : seq T | r <> [::]}) : T :=
  head_Prop T (proj1_sig s) (proj2_sig s).

```

This would not improve the extraction at all, though, since the extraction mechanism helpfully notices `head_dep` is the same as `head_Prop` once all the dependent types and `Prop` elements have been erased.

```

let head_dep = head_Prop

```

In order to avoid this situation, an alternative would be to rewrite `head_Prop` or `head_dep` (in Coq) to either output a default value in the case of the empty list, or to output an option type, as discussed in Section 5.

```

Definition head_def (T : Type) (s : seq T)
  (x0 : T) : T :=
  match s with
  | [::] ⇒ x0
  | x :: _ ⇒ x
  end.

```

```

Definition head_opt (T : Type) (s : seq T)
  : option T :=
  match s with

```

```

| [::] ⇒ None
| x :: _ ⇒ Some x
end.

```

In both of the above cases the extracted code is essentially the same as the original, the only differences due to the different syntax between Coq and OCaml.

```

let head_def s x0 =
  match s with
  | Nil -> x0
  | Cons (x, _) -> x

let head_opt = function
| Nil -> None
| Cons (x, _) -> Some x

```

It is straightforward enough to prove that these four definitions of `head` behave in essentially the same way when the input is a non-empty list. Given such a proof, one can show that the code to be extracted enjoys whatever properties were proven about the original Coq function, the one taking advantage of all the nice Coq features one doesn't have in OCaml.

A different problem arises when using Coq libraries that were not purpose-built for extraction, as is the case of MathComp. The pervasive use of canonical structures does not lend itself well to extraction. The mere presence of a boolean equality over an `eqType` leads to over 20 lines of almost vacuous OCaml code where often the boolean equality for our desired type could be defined in a couple of much easily understood lines that need to be included anyway.

Here our proposed solution is to avoid MathComp and other external libraries as much as possible when paring down the functions meant for extraction. It has been our experience that most of the benefit of using external libraries is in the wealth of results about the defined functions, and not in the functions themselves. These are usually not that numerous or hard to redefine using only simple Coq features.

Given the above observations, our proposed procedure for clean extraction is as follows.

0. Suppose the functions that need to be extracted live in a file `original.v`.
1. In a new file (say, `extraction_file.v`) that does not import nor depend on any other file (save perhaps on simple modules such as `List` from the Coq Standard Library), recursively redefine all the functions that are meant to be extracted, i.e., redefine the functions in `original.v` as well as every function mentioned in `original.v`, whether defined in the current project or provided by MathComp or others. Avoid any Coq features not present in OCaml.
2. Extract the functions in `extraction_file.v`.

3. In another file (say, `extraction_file_correct.v`) that imports both `original.v`, `extraction_file.v`, and anything else useful or necessary, show that the extracted functions behave the same as the original ones, possibly under some reasonable assumptions. Such a lemma might look like the following.

```

Lemma function_nameE arguments :
  function_name arguments
  = original.function_name arguments.

```

A.1 Detailed example

In our example¹² implementation file, named `original.v`, we have two functions implemented in Coq using features that are not recommended for extraction: both use MathComp tools, and one of them also uses a dependent type. The first one is as follows.

```

Definition append1_and_sort (s : seq int)
  (x : int) :=
  if x \in s then sort Uint63.leb s
  else sort Uint63.leb (x :: s).

```

This function takes a list `s` and an element `x`, adds the element to the list in case it is not already there, and sorts the result using the MathComp sorting function.

The second function does the same but it assumes the input list is already sorted and enforces this assumption with a dependent type.

```

Definition append1_sorted
  (s : {r : seq int
       | sorted Uint63.leb r})
  (x : int) :=
  if x \in val s then val s
  else merge Uint63.leb [:: x] (val s).

```

In a real-world case, we would have several results proving desired properties about these functions, but we omit them in this example.

The result of extracting these functions naively, i.e., as in the `bad_extraction.v` file, can be fully inspected in the `bad_extraction.ml` file, but we print the most relevant excerpt below. It exemplifies another common issue with extracted code: the presence of the `Obj.magic` function. This is an OCaml function that can unsafely cast any type to any other type. The correctness of the original Coq code guarantees that the cast is safe in this context, but it makes for convoluted, unnecessarily long and hard to read code.

```

let append1_and_sort s x =
  if in_mem (Obj.magic x)

```

¹²The code can be found in <https://gitlab.com/formal-vindications/extraction-model>


```

      (mem (seq_predType uint_eqType)
        (Obj.magic s))
    then sort0 leb s
  else sort0 leb (x :: s)

let append1_sorted s x =
  if in_mem (Obj.magic x)
    (mem (seq_predType uint_eqType)
      ((sig_subType
        (Obj.magic sorted leb)).val0
        (Obj.magic s)))
  then (sig_subType (sorted leb)).val0
        (Obj.magic s)
  else merge leb (x :: [])
        ((sig_subType (sorted leb)).val0
        (Obj.magic s))

```

Using our proposed solution, we redefine these two appending and sorting functions in `extraction_file.v` while avoiding the problematic Coq features. The header of this file includes only the following (note the absence of `MathComp` or other modules).

```

Require Import List Uint63.
Require Extraction.
Require ExtrOcamlBasic ExtrOCamlInt63.
Import ListNotations.

```

The notion of decidable membership in a list of integers, previously available through the canonical `eqType` of `int`, is no longer available. Thus, we redefine it, directly using the boolean equality for `int`.

```

Fixpoint inintlist
  (x : int) (l : list int) : bool :=
  match l with
  | [] => false
  | y :: l' => if (x =? y)%uint63 then
    true
    else inintlist x l'
  end.

```

After similarly redefining other functions such as `sort`, `append1_and_sort` can be redefined as follows.

```

Definition append1_and_sort
  (s : list int) (x : int) :=
  if inintlist x s then sort Uint63.leb s
  else sort Uint63.leb (x :: s).

```

The plain version of `append1_sorted` is less obvious. Here we offer two possible choices, depending on the needs that the verified code is meant to meet.

The first one consists of getting rid of the dependent type of the argument, and just assuming that the user will provide a correct input. This is not much different from what the naive extraction would do and is not recommended if the function is meant to be available to future users who have no way of guessing its assumptions.

```
Definition append1_sorted
  (s : list int) (x : int) : list int :=
  if inintlist x s then s
  else merge Uint63.leb [x] s.
```

The second possibility also gets rid of the dependent type of the argument, but includes a check that the input list is sorted in its stead. The return type is an `option`, and it outputs `None` when the input is invalid. The `option` type can be replaced by a customized return type that includes different constructors for different kinds of errors. This way, the resulting OCaml library expresses such errors, and if needed, a wrapper can be written that sends those errors to exceptions.

```
Definition append1_sorted_option
  (s : list int) (x : int)
  : option (list int) :=
  if sorted Uint63.leb s then
    Some (append1_sorted s x)
  else None.
```

The downside of this second approach is that easy compositionality with other functions is lost. However, it works better as a public library function.

After everything is redefined, we can finally extract.

```
Extraction "extraction/extraction"
  append1_and_sort append1_sorted.
```

The result can be inspected in the `extraction.ml` file. The code does not contain `Obj.magic`, is readable, and as short as `extraction_file.v`. The reader can compare the following excerpt to the naive extraction above.

```
let append1_and_sort s x =
  if inintlist x s then sort leb s
  else sort leb (x :: s)

let append1_sorted s x =
  if inintlist x s then s
  else merge leb (x :: []) s
```

Note that since this example uses Coq's `Uint63` library and its default mapping to OCaml's primitive integers, the extracted code needs to be compiled together with the `uint63.ml` OCaml library, provided in the extraction directory of our example.

The final step is proving that the redefined code is still correct, which is to say, that it behaves the same as the `original` implementation, the one already assumed verified.

This is accomplished in the `extraction_file_correct.v` file, which is mostly a list of lemmas showing that the new rewritten functions are extensionally equal to the original ones. Although the file is quite verbose, since it requires lemmas for each rewritten function (including the auxiliary ones), all the proofs are very simple, because the functions are implemented roughly in the same way. A good number of them are trivial one-liners.

In this file, the header requires whatever is needed, including `original.v` and `extraction_file.v`. It looks as follows.

```
From mathcomp Require Import all_ssreflect.
Require Import Uint63.
Require Import original extraction_file.
```

The correctness lemma for `append1_and_sortE` is straightforward, stating simply that both versions of this function have the same outputs for the same inputs.

```
Lemma append1_and_sortE
  (s : seq int) (x : int) :
  append1_and_sort s x
  = original.append1_and_sort s x.
```

The correctness lemma for the second example involves erasing a dependent type, which means we must take care to use the erasure function `val`.

```
Lemma append1_sortedE
  (s : {r : seq int
        | path.sorted Uint63.leb r})
  (x : int) :
  append1_sorted (val s) x
  = original.append1_sorted s x.
```

The version with error handling is more interesting, as two different cases must be considered.

```
Lemma append1_sorted_option_Some
  (s : {r : seq int
        | path.sorted Uint63.leb r})
  (x : int) :
  append1_sorted_option (val s) x
  = Some (original.append1_sorted s x).
```

```
Lemma append1_sorted_option_None
  (s : seq int) (x : int) :
  ~ sorted Uint63.leb s →
  append1_sorted_option s x = None.
```

The first lemma says that, when the input is an instance of the dependent type, then the function behaves as the original one. The second lemma says that, when the input does not satisfy the dependent type condition, the function returns `None`.

A.2 Conclusion

The methodology presented in this appendix has the downside of requiring more work from the programmer, but its several advantages make it worth considering in many scenarios.

Chief among these advantages is the decreased chance that the extraction plugin introduces a bug, given that erasure is barely needed and the resulting code is readable and extremely similar to the original one. It is also shorter than its naively extracted counterpart. A more trivial, yet useful advantage is that this method allows control over the naming of the extracted functions that may be unachievable on a large Coq development. Last but not least, if error handling is needed in the OCaml extracted library, this method provides a clean way of verifying it in Coq without tainting the whole Coq development.

References

- [1] de Almeida Borges, A. (2022). Towards a Coq formalization of a quantified modal logic. To appear in ARQNL 2022.
URL <https://arxiv.org/abs/2206.03358>
- [2] de Almeida Borges, A., Casals Buñuel, J., Conejero Rodríguez, J., González Bedmar, M., & Hermo Reyes, E. (2022). Documentation of the FormalV library 1.0.1.
URL <https://formalv.gitlab.io/-/formalv/-/jobs/3089917205/artifacts/public/index.html>
- [3] de Almeida Borges, A., Casals Buñuel, J., Conejero Rodríguez, J., González Bedmar, M., & Hermo Reyes, E. (2022). The FormalV Library 1.0.1.
URL <https://gitlab.com/formalv/formalv/-/tree/1.0.1>
- [4] de Almeida Borges, A., Conejero Rodríguez, J. J., Fernández-Duque, D., González Bedmar, M., & Joosten, J. J. (2020). To drive or not to drive: A logical and computational analysis of European transport regulations. *Information and Computation*.
URL <https://www.sciencedirect.com/science/article/pii/S0890540120301243>
- [5] de Almeida Borges, A., Melquiond, G., & Roux, P. (2021). Signed primitive integers.
URL <https://github.com/coq/coq/pull/13559>

- [6] Android (2022). Date class.
URL <https://developer.android.com/reference/java/util/Date>
- [7] Appel, A. W. (2011). Verified software toolchain. In G. Barthe (Ed.) *Programming Languages and Systems*, (pp. 1–17). Berlin, Heidelberg: Springer Berlin Heidelberg.
- [8] Appel, A. W. (2015). Verification of a cryptographic primitive: Sha-256. *ACM Trans. Program. Lang. Syst.*, 37(2).
URL <https://doi.org/10.1145/2701415>
- [9] Back, R. (1981). On correct refinement of programs. *Journal of Computer and System Sciences*, 23(1), 49–68.
URL <https://www.sciencedirect.com/science/article/pii/0022000081900052>
- [10] Besson, F. (2007). Fast reflexive arithmetic tactics the linear case and beyond. In T. Altenkirch, & C. McBride (Eds.) *Types for Proofs and Programs*, (pp. 48–62). Berlin, Heidelberg: Springer Berlin Heidelberg.
- [11] Besson, F. (2021). Itauto: An Extensible Intuitionistic SAT Solver. In L. Cohen, & C. Kaliszyk (Eds.) *12th International Conference on Interactive Theorem Proving (ITP 2021)*, vol. 193 of *Leibniz International Proceedings in Informatics (LIPIcs)*, (pp. 9:1–9:18). Dagstuhl, Germany: Schloss Dagstuhl – Leibniz-Zentrum für Informatik.
URL <https://drops.dagstuhl.de/opus/volltexte/2021/13904>
- [12] Cansell, D., Gibson, J. P., & Méry, D. (2007). Refinement: A constructive approach to formal software design for a secure e-voting interface. *Electronic Notes in Theoretical Computer Science*, 183, 39–55. Proceedings of the First International Workshop on Formal Methods for Interactive Systems (FMIS 2006).
URL <https://www.sciencedirect.com/science/article/pii/S1571066107004276>
- [13] Chen, H., Ziegler, D., Chajed, T., Chlipala, A., Kaashoek, M. F., & Zeldovich, N. (2015). Using crash hoare logic for certifying the fscq file system. In *Proceedings of the 25th Symposium on Operating Systems Principles, SOSP '15*, (p. 18–37). New York, NY, USA: Association for Computing Machinery.
URL <https://doi.org/10.1145/2815400.2815402>
- [14] Chlipala, A. (2010). A verified compiler for an impure functional language. In *Proceedings of the 37th Annual ACM SIGPLAN-SIGACT Symposium on Principles of Programming Languages, POPL '10*, (p. 93–106). New York, NY, USA: Association for Computing Machinery.
URL <https://doi.org/10.1145/1706299.1706312>

- [15] Chlipala, A. (2011). Mostly-automated verification of low-level programs in computational separation logic. *SIGPLAN Not.*, 46(6), 234–245.
URL <https://doi.org/10.1145/1993316.1993526>
- [16] Cohen, C., Dénès, M., & Mörtberg, A. (2013). Refinements for free! In G. Gonthier, & M. Norrish (Eds.) *Certified Programs and Proofs*, vol. 8307 of *Lecture Notes in Computer Science*, (pp. 147–162). Cham: Springer.
- [17] Copello, E., Szasz, N., & Álvaro Tasistro (2018). Machine-checked proof of the church-rosser theorem for the lambda calculus using the barendregt variable convention in constructive type theory. *Electronic Notes in Theoretical Computer Science*, 338, 79–95. The 12th Workshop on Logical and Semantic Frameworks, with Applications (LSFA 2017).
URL <https://www.sciencedirect.com/science/article/pii/S1571066118300720>
- [18] Corbineau, P. (2004). First-order reasoning in the calculus of inductive constructions. In S. Berardi, M. Coppo, & F. Damiani (Eds.) *Types for Proofs and Programs*, (pp. 162–177). Berlin, Heidelberg: Springer Berlin Heidelberg.
- [19] cppreference.com Team (2021). `utc_clock`.
URL https://en.cppreference.com/w/cpp/chrono/utc_clock
- [20] Czajka, L. (2020). Practical proof search for coq by type inhabitation. In N. Peltier, & V. Sofronie-Stokkermans (Eds.) *Automated Reasoning*, (pp. 28–57). Cham: Springer International Publishing.
- [21] DeMeo, W. (2022). The agda universal algebra library.
URL <http://ualib.org/>
- [22] Dénès, M., Mörtberg, A., & Siles, V. (2012). A refinement-based approach to computational algebra in Coq. In L. Beringer, & A. Felty (Eds.) *ITP 2012: Interactive Theorem Proving*, vol. 7406 of *Lecture Notes in Computer Science*, (pp. 83–98). Berlin, Heidelberg: Springer.
- [23] Formal Vindications S.L. (2022). How-to: Use of the FV Time Manager on Windows, Linux and other platforms through its command line interface.
URL <https://formalv.gitlab.io/fv-docs/fvtm-tech-spec.pdf>
- [24] Forster, Y., Kirst, D., & Smolka, G. (2019). On synthetic undecidability in coq, with an application to the entscheidungsproblem. In *Proceedings of the 8th ACM SIGPLAN International Conference on Certified Programs and Proofs*, CPP 2019, (p. 38–51). New York, NY, USA: Association for Computing Machinery.
URL <https://doi.org/10.1145/3293880.3294091>
- [25] Gonthier, G. (2008). Formal proof – the four-color theorem. *Notices of the American Mathematical Society*, 55(11), 1382–1393.

- [26] Gonthier, G., Asperti, A., Avigad, J., Bertot, Y., Cohen, C., Garillot, F., Le Roux, S., Mahboubi, A., O’Connor, R., Ould Biha, S., Pasca, I., Rideau, L., Solovyev, A., Tassi, E., & Théry, L. (2013). A machine-checked proof of the odd order theorem. In S. Blazy, C. Paulin-Mohring, & D. Pichardie (Eds.) *Interactive Theorem Proving*, (pp. 163–179). Berlin, Heidelberg: Springer Berlin Heidelberg.
- [27] Gonthier, G., Mahboubi, A., & Tassi, E. (2016). A small scale reflection extension for the Coq system. Research Report RR-6455, Inria Saclay Ile de France.
URL <https://hal.inria.fr/inria-00258384>
- [28] Google (2022). Unsmear.
URL <https://github.com/google/unsmear>
- [29] Grégoire, B., & Mahboubi, A. (2005). Proving equalities in a commutative ring done right in coq. In J. Hurd, & T. Melham (Eds.) *Theorem Proving in Higher Order Logics*, (pp. 98–113). Berlin, Heidelberg: Springer Berlin Heidelberg.
- [30] Haftmann, F., Krauss, A., Kunčar, O., & Nipkow, T. (2013). Data refinement in isabelle/hol. In S. Blazy, C. Paulin-Mohring, & D. Pichardie (Eds.) *Interactive Theorem Proving*, (pp. 100–115). Berlin, Heidelberg: Springer Berlin Heidelberg.
- [31] Harrison, J. (1999). A machine-checked theory of floating point arithmetic. In Y. Bertot, G. Dowek, L. Théry, A. Hirschowitz, & C. Paulin (Eds.) *Theorem Proving in Higher Order Logics*, (pp. 113–130). Berlin, Heidelberg: Springer Berlin Heidelberg.
- [32] Hinnant, H. (2019). chrono-compatible low-level date algorithms.
URL https://howardhinnant.github.io/date_algorithms.html
- [33] ITU Radiocommunication Assembly (2002). Recommendation ITU-R TF.460-6: Standard-frequency and time-signal emissions. *International Telecommunication Union*. https://www.itu.int/dms_pubrec/itu-r/rec/tf/R-REC-TF.460-6-20020202-I!!PDF-E.pdf.
- [34] Leijen, D. (2016). UTC time calculation.
URL https://koka-lang.github.io/koka/doc/std_time_utc.html
- [35] Leroy, X. (2009). Formal verification of a realistic compiler. *Commun. ACM*, 52(7), 107–115.
- [36] Letouzey, P. (2003). A new extraction for coq. In H. Geuvers, & F. Wiedijk (Eds.) *Types for Proofs and Programs*, (pp. 200–219). Berlin, Heidelberg: Springer.
- [37] MathWorks (2022). leapseconds.
URL <https://www.mathworks.com/help/matlab/ref/leapseconds.html>

- [38] Microsoft (2022). DateTime.Ticks.
URL <https://docs.microsoft.com/en-us/dotnet/api/system.datetime.ticks?view=net-6.0>
- [39] Sakaguchi, K. (2020). Validating mathematical structures. In N. Peltier, & V. Sofronie-Stokkermans (Eds.) *Automated Reasoning*, (pp. 138–157). Cham: Springer International Publishing.
- [40] Sozeau, M., Boulier, S., Forster, Y., Tabareau, N., & Winterhalter, T. (2020). Coq Coq Correct! Verification of type checking and erasure for Coq, in Coq. *Proceedings of the ACM on Programming Languages*, 4(POPL).
- [41] The Coq Development Team (1989). The Coq Proof Assistant.
URL <http://coq.inria.fr>
- [42] The Coq Development Team (2022). Programmable proof search.
URL <https://coq.inria.fr/refman/proofs/automatic-tactics/auto.html>
- [43] The Mathematical Components Team (2007). The Mathematical Components library.
URL <https://math-comp.github.io/>