

Class-Imbalanced Complementary-Label Learning via Weighted Loss

Meng Wei¹, Yong Zhou¹, Zhongnian Li¹, Xinzheng Xu^{1*}

¹ China University of Mining and Technology.
weimeng@cumt.edu.cn, xxzheng@cumt.edu.cn

Abstract

Complementary-label learning (CLL) is a common application in the scenario of weak supervision. However, in real-world datasets, CLL encounters class-imbalanced training samples, where the quantity of samples of one class is significantly lower than those of other classes. Unfortunately, existing CLL approaches have yet to explore the problem of class-imbalanced samples, which reduces the prediction accuracy, especially in imbalanced classes. In this paper, we propose a novel problem setting to allow learning from class-imbalanced complementarily labeled samples for multi-class classification. Accordingly, to deal with this novel problem, we propose a new CLL approach, called Weighted Complementary-Label Learning (WCLL). The proposed method models a weighted empirical risk minimization loss by utilizing the class-imbalanced complementarily labeled information, which is also applicable to multi-class imbalanced training samples. Furthermore, the estimation error bound of the proposed method was derived to provide a theoretical guarantee. Finally, we do extensive experiments on widely-used benchmark datasets to validate the superiority of our method by comparing it with existing state-of-the-art methods.

Introduction

Ordinary supervised classification is well known to be effective in some domains. However, since each training instance is precisely given a ground-truth class label, labeling large-scale datasets in ordinary supervised classification tasks takes lots of time. For this reason, weakly supervised learning (WSL) has been increasingly explored in the last decades, which allows training a classifier from less costly data. The previous work based on WSL, including but not limited to, semi-supervised learning (Chapelle, Schölkopf, and Zien 2006; Tarvainen and Valpola 2017; Miyato et al. 2018; Oliver et al. 2018; Izmailov et al. 2020; Lucas, Weinzaepfel, and Rogez 2022), noisy-label learning (Menon et al. 2015; Ghosh, Kumar, and Sastry 2017; Ma et al. 2018; Kim et al. 2019; Charoenphakdee, Lee, and Sugiyama 2019; Wang et al. 2019; Han et al. 2020), partial-label learning (Tang and Zhang 2017; Xie and Huang 2018; Wu and Zhang 2019; Lv et al. 2020; Zhang et al. 2021; Gong, Yuan, and Bao 2022), unlabeled-unlabeled learning (Du Plessis, Niu, and Sugiyama 2013; Golovnev, Pál, and Szorenyi 2019) and positive-unlabeled learning (Du Plessis, Niu, and Sugiyama

2014, 2015; Sakai, Niu, and Sugiyama 2018; Chapel, Alaya, and Gasso 2020; Hu et al. 2021; Su, Chen, and Xu 2021; Gerych et al. 2022).

In this paper, we focus on complementary-label learning (CLL) (Ishida et al. 2017; Yu et al. 2018; Ishida et al. 2019; Chou et al. 2020; Feng et al. 2020; Xu et al. 2020a; Gao and Zhang 2021; Wang et al. 2021), another scenario of WSL, which specifies the class label that the training instance does not belong to. Complementary labels are more accessible than ordinary labels in some domains (Ishida et al. 2017). For example, in contrast to labeling an instance with a precisely ground-truth class label from all candidate labels, a complementary label allows crowdsourced workers to only choose one of the incorrect classes, which makes the labeling job simpler. In K -class classification when $K > 2$ (K denotes the number of classes), Ishida et al. (2017) assume that the complementary label is sampled randomly and evenly from $K - 1$ class. Labeling the class with complementary label 1 means that any one of ordinary labels $\{2, 3, \dots, K\}$ may be the ground-truth label. In some studies, CLL is also treated as special partial-label learning.

Recently, CLL has been widely used in our daily lives, (Kaneko, Sato, and Sugiyama 2019; Xu et al. 2020b; Rezaei, Yang, and Meinel 2020) especially in data privacy (Ishida et al. 2017; Yu et al. 2018). It would be simpler to rule out a false answer than to ascertain the true one for some really private questions. On the other hand, complementary labels are hence less informative than ordinary labels, which presents a natural difficulty. To train the classifier from less informative complementary labels, previous researchers have done various studies in CLL. Existing approaches could be roughly categorized into two branches. The first branch attempts to model the relationship between the complementary label \bar{y} and the ground-truth label y . For instance, Ishida et al. (2017) proposed an unbiased risk estimator (URE) to train the model learning from complementary labels and offered sound theoretical analysis on the premise that the relationship is unbiased. However, this approach is only effective for several specific loss functions. Accordingly, Ishida et al. (2019) proposed a general URE framework on the same assumption, which allows the usage of arbitrary loss for complementary-label learning. In contrast to an unbiased setup, Yu et al. (2018) use a multi-class Cross-Entropy (CE) loss function to solve CLL tasks with

the assumption that the relationship is biased, which additionally requires a set of anchor instances to enable transition probability estimation. Unlike previous studies, the second branch directly models from the classifier’s output. Gao and Zhang (2021) proposed a discriminative model, which directly models from the trained classifier’s output, aiming to make the predictive probability of complementary label approaches zero.

However, there is a natural challenge in practical complementary-label learning. For example, in the medical disease detection task (Johnson and Khoshgoftaar 2019), there are more samples from healthy people than from patients, especially in certain privacy diseases (Kaneko, Sato, and Sugiyama 2019); in the fraud detection task (Cartella et al. 2021), there are few examples of actual fraud data related to privacy payments. Unfortunately, all the methods mentioned above have yet to explore the problem of learning from class-imbalanced complementarily labeled samples, which reduces the prediction accuracy, especially in imbalanced classes. The class distribution of labeled samples is assumed to be balanced in all of the existing CLL approaches, which means that there are roughly equal numbers of samples in each class. In a real-world dataset, it is challenging to maintain such an assumption (Dong, Gong, and Zhu 2018; Liu et al. 2019). This inspired us to explore a novel CLL approach to deal with learning from class-imbalanced complementarily labeled data.

In this paper, we propose a novel problem setting, where the number of training samples of a certain class is much less than those of other classes. Substantially, the complementary labels are also imbalanced. Previous methods of CLL are not effective in solving this class-imbalanced data. Accordingly, we propose a novel CLL approach, called weighted complementary-label learning (WCLL), to train a classifier on how to adjust to class-imbalanced samples. The proposed method adds a weighted loss to the empirical risk to reduce the total loss value, which is also applicable to learning from multi-class imbalanced complementarily labeled data. The following is a summary of the major contributions:

(1) We proposed a novel problem setting to allow learning from the class-imbalanced complementary label for multi-class classification.

(2) A novel CLL approach for dealing with learning from class-imbalanced complementarily labeled data is proposed by adding a weighted loss term to empirical risk to minimize the total loss value.

(3) The classifier learned from the class-imbalanced complementarily labeled data can converge to $\mathcal{O}(1/\sqrt{n})$ is theoretically proved.

To validate the usefulness of our proposed CLL approach, we have done extensive experiments on common benchmark datasets and compared them with state-of-the-out CLL methods.

The rest of this paper is structured as follows. Section 2 gives formal definitions along with a quick overview of current CLL approaches. Section 3 presents the proposed CLL approach with theoretical analyses and algorithmic specifics. Section 4 reports the results of the comparative experiment. Finally, Section 5 concludes this paper.

Background and Formulation

In this section, we give notations and review the formulations of ordinary multi-class classification, complementary-label learning, and class-imbalanced learning.

Ordinary Multi-Class Classification

Let the d -dimensional feature vector $\mathbf{x} \in \mathbb{R}^d$ be the feature space \mathcal{X} and $y \in \{1, 2, \dots, K\}$ be the label space \mathcal{Y} , with $(\mathbf{x}, y) \sim P(\mathbf{x}, y)$. Let $\mathcal{D}_L = \{(\mathbf{x}_i, y_i)\}_{i=1}^{N_l}$ be the set of training samples, which are sampled independently and identically from $P(\mathbf{x}, y)$. Each instance is labeled with a ground-truth class label. The goal of ordinary multi-class classification is to learn a classifier to predict the probability of $P(y|\mathbf{x})$, establishing the decision function $f: \mathbf{x} \rightarrow \{1, 2, \dots, K\}$. The decision function f is arbitrary and $f_i(\mathbf{x})$ is the i th element of $f(\mathbf{x})$. The classification risk for the decision function f to the loss function ℓ is:

$$R(f; \ell) = \mathbb{E}_{(\mathbf{x}, y) \sim P(\mathbf{x}, y)}[\ell(f(\mathbf{x}), y)], \quad (1)$$

where \mathbb{E} refers to the expectation. The approximating empirical risk is defined as

$$\hat{R}(f; \ell) = \frac{1}{N_l} \sum_{i=1}^{N_l} \ell(f(\mathbf{x}_i), y_i), \quad (2)$$

where N_l refers to the number of training samples.

Complementary-Label Learning

In contrast to ordinary multi-class classification, each instance is labeled with a complementary label in CLL, which specifies the class label that the instance does not belong to. Let $\bar{y} \in \{1, 2, \dots, K\}$ be the label space $\bar{\mathcal{Y}}$ and $(\mathbf{x}, \bar{y}) \sim \bar{P}(\mathbf{x}, \bar{y}) \neq P(\mathbf{x}, y)$. \bar{y} is the complementary label of training instance \mathbf{x} , which denotes the label that the ground-truth class does not belong to. As was discussed before, existing approaches are mainly divided into two branches. The first branch aims to modeling the relationship between \bar{y} and y . Assuming that the relationship is unbiased, as a pioneering work, Ishida et al. (2017) proposed the URE to handle CLL problems with the limited loss function, which satisfies the equation $\ell(z) + \ell(-z) = 1$. Accordingly, Ishida et al. (2019) proposed a general URE with the same assumption, which could be used for arbitrary loss function. The classification risk of complementary-label learning tasks is:

$$R(f; \ell) = \mathbb{E}_{(\mathbf{x}, \bar{y}) \sim \bar{P}(\mathbf{x}, \bar{y})}[\bar{\ell}(f(\mathbf{x}), \bar{y})]. \quad (3)$$

Different from Ishida et al. (2017, 2019), Yu et al. (2018) assume that the relationship is biased, i.e. the training instance with the complementary label they used is biased. (Yu et al. 2018) utilize transfer probabilities to model the generation of the complementary label.

Unlike previous work, the second branch aims to directly model the $P(\bar{y}|\mathbf{x})$ from the classifier’s output in the manner of $f(\mathbf{x}) = 1 - f(\mathbf{x})$ (Gao and Zhang 2021). The loss function ℓ can be written as

$$\bar{\ell}(f(\mathbf{x}), \bar{y}) = \ell(1 - f(\mathbf{x}), y). \quad (4)$$

Therefore, the risk of CLL classification can be expressed as follows:

$$R(f; \ell) = \mathbb{E}_{(\mathbf{x}, \bar{y}) \sim \bar{P}(\mathbf{x}, \bar{y})}[\ell(1 - f(\mathbf{x}), y)]. \quad (5)$$

Class-Imbalanced Learning

The data at hand in real-world typically provide a class-imbalanced label distribution, which hinders the generalizability of machine learning model training (Dong, Gong, and Zhu 2018; Liu et al. 2019). To solve this problem, numerous algorithms have been suggested thus far (He and Garcia 2009). Re-balance the training samples for the number of class samples is the strategy that is most commonly used (He and Garcia 2009; Buda, Maki, and Mazurowski 2018). Existing approaches can be roughly divided into two categories. The first is re-weighting, which adjusts the loss function by allocating minor class examples with comparatively higher costs. The second is re-sampling, which directly balances the sampling distribution from the data level by over-sampling for the minority class or under-sampling for the majority class, or both (Chawla et al. 2002; He and Garcia 2009; Buda, Maki, and Mazurowski 2018; Byrd and Lipton 2019; Guo and Li 2022). Nevertheless, these approaches expect all labels are available, which is not realistic in the real-world dataset and can not be applied to CLL scenarios directly.

Method

This section introduces the problem setup and proposed weighted model. In light of this, we also derive the estimation error bound of the proposed method to provide a theoretical guarantee.

Problem Setup

Notation Let d -dimensional vector $\mathbf{x} \in \mathbb{R}^d$ be the feature space \mathcal{X} and complementary label $\bar{y} \in \{1, 2, \dots, K\}$ be the complementary label space $\bar{\mathcal{Y}}$. Let $\bar{\mathcal{D}}_L = \{(\mathbf{x}_i, \bar{y}_i)\}_{i=1}^{N_l}$ is sampled from $\bar{P}(\mathbf{x}, \bar{y})$ at an imbalanced scale α . The dataset $\bar{\mathcal{D}}_L$ consists of two subsets: $\bar{\mathcal{D}}_{min}$ and $\bar{\mathcal{D}}_{maj}$, i.e. $\bar{\mathcal{D}}_{min} \cup \bar{\mathcal{D}}_{maj} = \bar{\mathcal{D}}_L$ and $N_{min} \ll N_{maj}$. Let $\mathcal{T}_{min} = \{\bar{y} | (\mathbf{x}, \bar{y}) \in \bar{\mathcal{D}}_{min}\}$ and the number of each class from \mathcal{T}_{min} is equal, i.e. $N_i = N_j, \forall i \neq j, i, j \in \mathcal{T}_{min}$. Similarly, let $\mathcal{T}_{maj} = \{\bar{y} | (\mathbf{x}, \bar{y}) \in \bar{\mathcal{D}}_{maj}\}$ and $N_i = N_j, \forall i \neq j, i, j \in \mathcal{T}_{maj}$. Let p be the class-imbalanced proportion, which denotes the number of ratios between the class from \mathcal{T}_{maj} and \mathcal{T}_{min} , i.e. $p = \frac{N_i}{N_j}, i \in \mathcal{T}_{maj}, j \in \mathcal{T}_{min}$.

Class-Imbalanced Setup In the training stage, The dataset $\bar{\mathcal{D}}_L$ is sampled from $\bar{P}(\mathbf{x}, \bar{y})$ at an imbalanced scale $\alpha = \{\alpha_1, \alpha_2, \dots, \alpha_K\}$, where α_i denotes the number of samples of the i th class. In our setup, the α_i can be defined as

$$\alpha_i = \begin{cases} N_l * \frac{1}{\text{crad}(\mathcal{T}_{min}) + p * \text{crad}(\mathcal{T}_{maj})}, & i \in \mathcal{T}_{min} \\ N_l * \frac{p}{\text{crad}(\mathcal{T}_{min}) + p * \text{crad}(\mathcal{T}_{maj})}, & i \in \mathcal{T}_{maj} \end{cases} \quad (6)$$

As mentioned above, a complementary label denotes the class label that the ground-truth class label does not belong to. In our setup, the number of the complementary label from $\bar{\mathcal{D}}_L$ arrived in $\bar{\mathcal{D}}_L$ is more than other labels from \mathcal{T}_{maj} . In

this paper, we assume that the number of complementary labels for each class is in inverse proportion to the number of class samples, i.e. the proportion of complementary label of the j th class π_j can be defined as

$$\pi_j = \frac{1/\alpha_j}{\sum_{i=1}^K 1/\alpha_i}. \quad (7)$$

In this paper, the number of training instances and complementary labels are different from the previous setup, to train the classifier learning from class-imbalanced complementarily labeled data for multi-class classification, we make the following arrangements. In the training stage, we use class-imbalanced complementarily labeled data. In the test stage, we use class-balanced complementarily labeled data, which is also used by previous CLL approaches. Our goal is to obtain an optimal decision function f to minimize the empirical risk, i.e. $f = \text{argmin} \hat{R}(f, \ell)$.

The Weighted Model

Given this novel setup, the data at hand is imbalanced, which increases the difficulty of CLL multi-class classification tasks. As discussed above, the novel classification risk of the proposed CLL setup can be described as

$$R(f; \ell) = \mathbb{E}_{(\mathbf{x}, \bar{y}) \sim \bar{P}(\mathbf{x}, \bar{y})} [\bar{\ell}(f(\mathbf{x}), \bar{y})], \quad (8)$$

where $\bar{\ell}$ denotes the complementary loss. As a result of the imbalanced sampling distribution, the percentage of each class is imbalanced. It is difficult to converge the total loss since the class loss increases with the number of class samples. Furthermore, the data from minor classes might be characterized as a noisy label, which makes training a classifier more challenging. To boost the performance of the trained classifier, we consider adjusting the loss function to re-balance the sampling distribution. Our solution is to introduce a weighted loss term for each class sample to minimize the total loss value to complementary loss, which is defined as

$$\hat{\ell}(f(\mathbf{x}), \bar{y}) = \omega \bar{\ell}(f(\mathbf{x}), \bar{y}), \quad (9)$$

where ω corresponds to the K -dimensional loss weight vector for K -class, which is oppositely related to the percentage of complementary labels.

Correspondingly, the complementary loss $\hat{\ell}$ in the proposed problem setup can be expressed as

$$\hat{\ell}(f(\mathbf{x}), j) = -(K-1)\omega_j \ell(f(\mathbf{x}), j) + \sum_{i=1}^K \omega_i \ell(f(\mathbf{x}), i), \quad (10)$$

where $j \in \{1, \dots, K\}$, and ω_j denote the weighted value for the j th class.

By using (10), the classification risk can be described as

$$R(f; \ell) = \sum_{j=1}^K \pi_j \mathbb{E}_{(\mathbf{x}, \bar{y}) \sim \bar{P}(\mathbf{x}, \bar{y})} [-(K-1)\omega_j \ell(f(\mathbf{x}), j) + \sum_{i=1}^K \omega_i \ell(f(\mathbf{x}), i)]. \quad (11)$$

where π_j denotes the base rate of the j th class.

Since the training dataset $\bar{\mathcal{D}}_L$ is sampled from $\bar{P}(\mathbf{x}, \bar{y})$, the expression (11) can be approximated by

$$\hat{R}(f; \ell) = \frac{1}{N_l} \left\{ \sum_{z=1}^K \pi_z \sum_{i=1}^{N_z} [-(K-1)\omega_z \ell(f(\mathbf{x}_i), z) + \sum_{j=1}^K \omega_j \ell(f(\mathbf{x}_i), j)] \right\}. \quad (12)$$

Here, we set $\omega = [\omega_1, \omega_2, \dots, \omega_K]$ and ω is defined as

$$\omega_j = \frac{1/\pi_j}{\sum_{i=1}^K 1/\pi_i}, \quad (13)$$

where ω_j denotes the j th element of ω . Note that $\sum_{j=1}^K \omega_j = 1$ and $\omega_j \geq 0$. By introducing this weighted loss, the model can actively learn the characteristics of the data with few samples during training. Accordingly, the classification accuracy of imbalanced and the overall performance of the model will be improved. The detail of the overall algorithm procedure of the proposed method is shown in Algorithm 1.

Algorithm 1: Class-imbalance CLL with weighted loss

Input:

The set of complementarily labeled training instances, $\{\chi_i\}$, $i \in \{1, 2, \dots, K\}$, where χ_i denotes the samples labeled as class i , which means the class that the ground-truth class does not belong to;
The number of epochs, T ;
An external stochastic optimization algorithm, \mathcal{A} ;

Output:

model parameter θ for $f(\mathbf{x}, \theta)$;

- 1: **for** $t = 1$ to T **do**
 - 2: Shuffle $\{\chi_i\}$ into B mini-batches;
 - 3: **for** $b = 1$ to B **do**
 - 4: Set $\omega_i = \frac{1/\pi_i}{\sum_{j=1}^K 1/\pi_j}$;
 - 5: Denotes $r_i^b(\theta) = -(K-1)\omega_i \pi_i \ell(f(\mathbf{x}), i) + \sum_{j=1}^K \omega_j \pi_j \ell(f(\mathbf{x}), j)$;
 - 6: Denotes $L^b(\theta) = \sum_{i=1}^K r_i^b(\theta)$
 - 7: Set gradient $-\nabla_{\theta} L^b(\theta)$
 - 8: Update θ by \mathcal{A}
 - 9: **end for**
 - 10: **end for**
-

Estimation Error Bound

Here, we analyze the generalization estimation error bound for the proposed method. Let f be the classification vector function in the hypothesis set \mathcal{F} . Let $\ell[f(\mathbf{x}, i)] \leq L_f, \pi_i \leq \pi_K, \omega_i \leq \omega_K, i \in \{1, 2, \dots, K\}$. Using L_{ϕ} to denote the Lipschitz constant (Mohri, Rostamizadeh, and Talwalkar 2018) of ϕ , we can establish the following lemma.

Lemma 1. For any $\delta > 0$, with the probability at least $1 -$

$\delta/2$, we have

$$\sup_{f \in \mathcal{F}} |\hat{R}(f) - R(f)| \leq 2\omega_K L_{\phi} [\pi_K (K-1) + K] \mathfrak{R}_{N_l}(\mathcal{F}) + \sqrt{\frac{I^2 \log \frac{4}{\delta}}{2N_l}}, \quad (14)$$

where $R(f) = \mathbb{E}_{\bar{P}}$, $\hat{R}(f)$ denotes the empirical risk estimator of $R(f)$, and $\mathfrak{R}_{N_l}(\mathcal{F})$ are the Rademacher complexities (Mohri, Rostamizadeh, and Talwalkar 2018) of \mathcal{F} for the sampling of size N_l from $\bar{P}(\mathbf{x}, \bar{y})$, $I = 2\omega_K L_f [\pi_K (K-1) + K]$. The proof is given in Appendix.

Based on Lemma 1, the estimation error bound can be expressed as follows.

Theorem 1. For any $\delta > 0$, with the probability at least $1 - \delta/2$, we have

$$R(\hat{f}) - R(f^*) \leq 4\omega_K L_{\phi} [\pi_K (K-1) + K] \mathfrak{R}_{N_l}(\mathcal{F}) + \sqrt{\frac{2I^2 \log \frac{4}{\delta}}{N_l}}, \quad (15)$$

where \hat{f} denotes the trained classifier, $R(f^*) = \min_{f \in \mathcal{F}} R(f)$. The proof is presented in Appendix.

Lemma 1 and Theorem 1 show that our method exists an estimation error bound. With the deep network hypothesis set \mathcal{F} is fixed, we have $\mathfrak{R}_{N_l}(\mathcal{F}) = \mathcal{O}(1/\sqrt{N_l})$. Therefore, with $N_l \rightarrow \infty$, we have $R(\hat{f}) = R(f^*)$, which proves that our method could converge to the optimal solution.

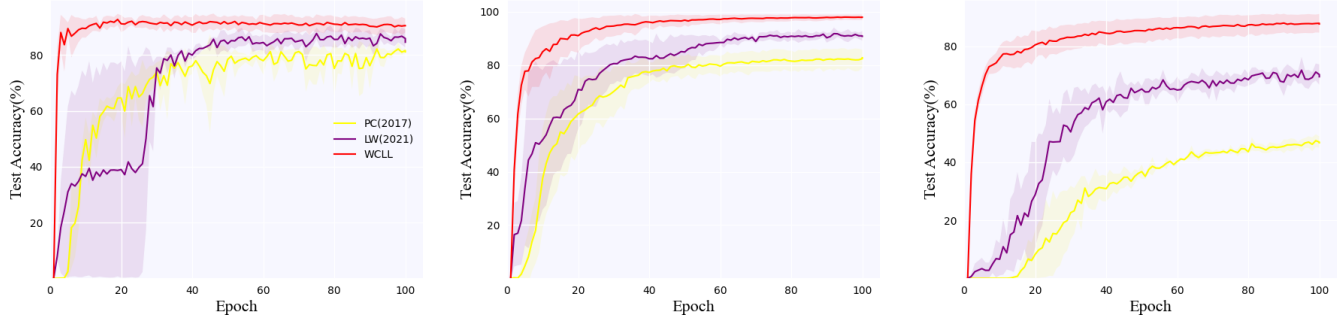
Experiments

In this part, we compare the performance of the proposed method with comparative studies against state-of-the-art complementary-label learning approaches. We use WCLL to denote the proposed method instantiated with class-imbalanced complementary loss function in Eq.(12). Mini-batch size was set to 256 and the number of the epoch was set to 100. For training, we used class-imbalanced complementarily labeled samples, which were generated in the discussion of the previous section. For testing, we used class-balanced complementarily labeled data. All experiments are implemented based on PyTorch.

Experimental Setting

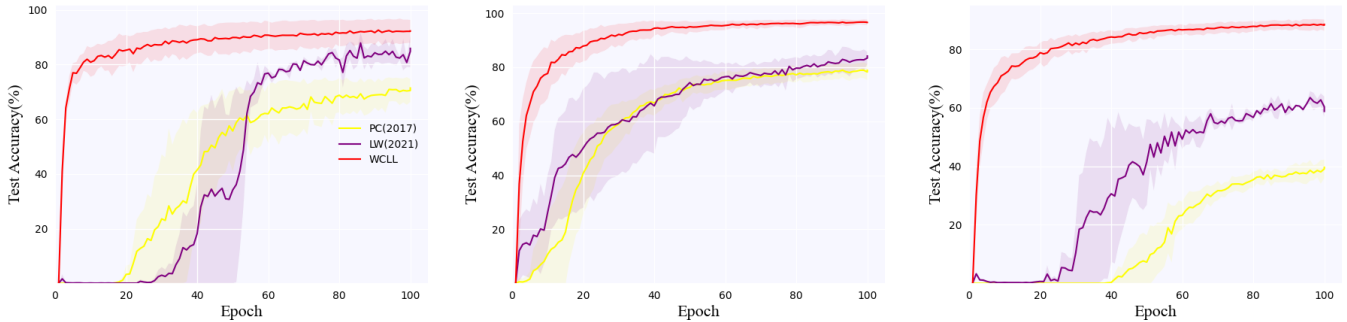
Datasets Following Ishida et al. (2017, 2019); Yu et al. (2018); Feng et al. (2020); Gao and Zhang (2021), we use widely-used benchmark datasets in our experiments, namely MNIST (LeCun et al. 1998) and CIFAR-10 (Torralba, Fergus, and Freeman 2008). The summary statistics of these two datasets are as follows:

- The MNIST dataset is a handwritten digits dataset, which is composed of 10 classes. Each sample is a 28×28 grayscale image. The MNIST dataset has 60k training examples and 10k test examples.
- The CIFAR-10 dataset has 10 classes of various objects: airplane, automobile, bird, cat, etc. This dataset has 50k training samples and 10k test samples and each sample is a colored image in $32 \times 32 \times 3$ RGB formats.



(a) MNIST, $p=2$, imbalanced class = 0 (b) MNIST, $p=2$, imbalanced class = 1 (c) MNIST, $p=2$, imbalanced class = 2

Figure 1: Experiments results of test classification accuracy of imbalanced class for MNIST datasets and methods for 5 trials with the imbalanced proportion p set to 2. The dark colors show the mean accuracy and the light colors show the standard deviation.



(a) MNIST, $p=2.5$, imbalanced class = 0 (b) MNIST $p=2.5$, imbalanced class = 1 (c) MNIST $p=2.5$, imbalanced class = 2

Figure 2: Experiments results of test classification accuracy of imbalanced class for MNIST datasets with the imbalanced proportion p set to 2.5.

Compared Methods We compared our method with several state-of-the-art complementary-label learning approaches, including Pairwise Comparison loss (PC) (Ishida et al. 2017), an approach for dealing with CLL for the first time; Non-Negative loss (NN) (Ishida et al. 2019), a method of CLL for arbitrary loss; and L-W loss (LW) (Gao and Zhang 2021), a discriminative CLL approach that directly models from classifier’s output.

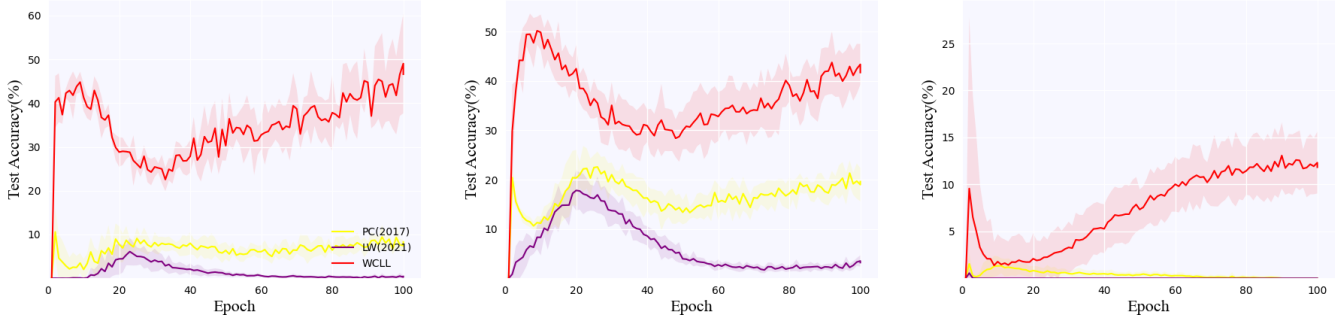
Comparison of Single Class Imbalanced

Setup For MNIST, to validate the superiority of our method, we conduct experiments with making imbalanced treatment on class 0, class 1, and class 2 i.e. 1) $\mathcal{T}_{min} = \{0\}, \mathcal{T}_{maj} = \{1, 2, \dots, K\}$ (case 0); 2) $\mathcal{T}_{min} = \{1\}, \mathcal{T}_{maj} = \{0, 2, \dots, K\}$ (case 1); 3) $\mathcal{T}_{min} = \{2\}, \mathcal{T}_{maj} = \{0, 1, 3, \dots, K\}$ (case 2). A linear model was trained in this dataset. The imbalanced proportion p was set with 2 and 2.5. Weight decay was fixed to $1e-4$ and learning rate was selected from $\{5e-4, 1e-4, 5e-5, 5e-6\}$

for Adam.

For CIFAR10, the K set here to 5, we only use the data for the first five classes of the CIFAR10 training set, and the test set is also. We do imbalanced treatment on class 0 (case 0), class 1 (case 1), and class 2 (case 2) respectively with the imbalanced proportion set as 5. The model used in the proposed method was a simple CNN network with a 9-layer convolutional network. Each convolution is followed by a BN layer and a ReLU layer, every three convolutions are followed by a max pooling layer and a drop-out layer, and finally a fully connected layer. Here weight-decay is set to $1e-4$ and the learning rate was selected from $\{5e-5, 5e-6\}$.

Results In Table 1 and Table 2, we show the mean and standard deviation of the accuracy of the four methods on all classes of the test set. In Figure 1 ~ 3, since the NN method does not perform very well on the imbalanced class, here we only show the mean and standard deviation of the accu-



(a) CIFAR10, $p=5$, imbalanced class = 0 (b) CIFAR10, $p=5$, imbalanced class = 1 (c) CIFAR10, $p=5$, imbalanced class = 2

Figure 3: Experiments results of test classification accuracy of imbalanced class for CIFAR10 datasets with the imbalanced proportion p set to 5.

Table 1: Test classification accuracy of total class for 5 trials with mean and standard deviation (mean \pm std %) for MNSIT dataset, where set the training data with different imbalanced proportions and different classes. The best performance is shown in bold.

	method	imbalanced class = 0	imbalanced class = 1	imbalanced class = 2
MNIST, $p = 2$	NN	34.54 \pm 0.80	34.15 \pm 1.04	35.78 \pm 0.81
	PC	66.03 \pm 2.98	69.73 \pm 3.77	67.54 \pm 1.64
	LW	65.48 \pm 4.49	70.14 \pm 3.02	69.71 \pm 2.05
	WCLL	72.30 \pm 1.23	70.55 \pm 1.44	71.07 \pm 1.72
MNIST, $p = 2.5$	NN	30.50 \pm 1.13	30.68 \pm 1.24	31.76 \pm 1.39
	PC	65.60 \pm 2.18	71.34 \pm 0.83	66.68 \pm 1.78
	LW	63.10 \pm 3.81	64.49 \pm 5.64	57.50 \pm 5.20
	WCLL	71.40 \pm 1.62	72.13 \pm 1.33	73.01 \pm 1.05

accuracy of the imbalanced class of PC, LW, and the method we propose on two datasets. The test data here we used are ordinary labels dataset. The experiments results of 5 trials in the MNIST and CIFAR10 datasets demonstrate the superiority of the model presented in section 3.

First, we compare the test classification accuracy of each method in the imbalanced class. We set different imbalance proportions of 2 and 2.5 respectively. To verify the versatility of our method, we did imbalanced comparison experiments on three different classes, and only did the imbalanced treatment on one class at a time. As can be seen from Figure 1 and Figure 2, when the imbalanced proportion is set to 2 and 2.5, in the three sets of experiments of different imbalanced classes, the average test classification accuracy of our method on the test set is significantly higher than that of the PC, LW methods (because the performance of the NN method on the imbalance class is not very good, so the performance of NN is not shown on the way), and the standard deviation of the test classification accuracy of our method is smaller, which reflects the superiority of the method we proposed in the previous chapter.

Furthermore, we can see from Figure 1 and Figure 2 that the accuracy of the NN and PC methods on the imbalance class slightly decrease when the imbalance proportion was set from 2 to 2.5 on the MNIST dataset, while the method we propose still maintains good performance. Moreover, in the first 20 epochs, NN and PC have a classification accuracy rate of almost zero on the imbalance class, which may be due to sampling imbalance, and they cannot learn well in the early stages of the features of the class with few samples. The three methods generally perform inferiorly well on the CIFAR dataset, possibly because the image data on the CIFAR dataset is relatively more difficult, but the performance of the proposed method is better than other methods.

Table 1 and Table 2 show the means and standard deviations of the five experiments for which the test classification accuracy is performed by four methods on all classes. By comparing their performance on the MNIST and CIFAR10 datasets at the three types of class-imbalanced settings, it can be seen that the average accuracy of our method on all classes is higher than that of other methods, only a little lower than PC and LW when the imbalance class is set to

Table 2: Test classification accuracy of total class for 5 trials with mean and standard deviation (mean \pm std %) for the CIFAR10 dataset with the imbalanced proportion set to 5. The best performance is shown in bold.

	method	imbalanced class = 0	imbalanced class = 1	imbalanced class = 2
CIFAR10, $p = 5$	NN	47.67 \pm 0.63	44.84 \pm 1.12	55.07 \pm 0.88
	PC	54.11 \pm 0.61	54.97 \pm 1.01	59.08 \pm 0.33
	LW	53.40 \pm 0.96	53.61 \pm 1.15	59.60 \pm 0.26
	WCLL	58.02 \pm 0.70	56.54 \pm 0.74	58.88 \pm 0.41

Table 3: Test classification accuracy (mean \pm std %) of total class for 10 trials, where set the training data with different imbalanced proportions and different multi-class. The best performance is shown in bold.

	method	imbalanced class = 0, 1	imbalanced class = 0, 2	imbalanced class = 1, 2
MNIST, $p = 2.5$	NN	23.34 \pm 0.77	24.58 \pm 1.27	23.72 \pm 1.10
	PC	63.34 \pm 2.16	57.51 \pm 1.62	64.81 \pm 1.16
	LW	64.32 \pm 2.00	62.83 \pm 1.34	68.83 \pm 2.48
	WCLL	68.90 \pm 0.91	68.76 \pm 1.82	69.78 \pm 1.09
CIFAR10, $p = 5$	NN	32.19 \pm 0.43	43.73 \pm 0.72	41.62 \pm 1.03
	PC	43.53 \pm 0.87	49.82 \pm 0.86	49.85 \pm 0.93
	LW	42.70 \pm 0.99	48.45 \pm 1.05	47.81 \pm 1.32
	WCLL	50.99 \pm 1.00	54.82 \pm 0.70	53.80 \pm 0.80

class 2 in CIFAR10, which proves the superiority of the proposed method.

Comparison of Multi-Class Imbalanced

Setup We tested the performance of our proposed method by doing imbalance treatment on multiple classes. For MNIST, we did imbalance treatment on class 0 and 1, class 0 and 2, and class 1 and 2, respectively, i.e. 1) $\mathcal{T}_{min} = \{0, 1\}, \mathcal{T}_{maj} = \{2, \dots, K\}$ (case 0); 2) $\mathcal{T}_{min} = \{0, 2\}, \mathcal{T}_{maj} = \{1, 3, \dots, K\}$ (case 1); 3) $\mathcal{T}_{min} = \{1, 2\}, \mathcal{T}_{maj} = \{0, 3, \dots, K\}$ (case 2). We did 10 trials respectively with the imbalance proportion set to 2.5. The model used is also linear, the weight-decay is set to $1e - 4$, and the learning rate was set to $\{5e - 5, 5e - 6\}$.

For CIFAR10, we only use the data for the first five classes of the training set and the test set. We also do imbalanced treatment on class 0 and 1 (case 0), class 0 and 2 (case 1), as well as class 1 and 2 (case 2), and the imbalance proportion was set to 5, using the same model as the model used in the previous section. Here weight decay was set to $1e-4$ and the learning rate was set to $5e-5$.

Results In Table 2, we report the mean and standard deviation of 10 sets of experimental data for test classification accuracy on two datasets with four methods of multi-class imbalance. Because other methods do not work very well in the imbalanced class, here we will only compare the test classification accuracy of each method in all classes. As can be seen from Table 2, when the imbalanced class is set to multiple classes, the accuracy of our method is considerably

improved compared to other methods, which demonstrates the applicability of our method to the imbalanced training data of multiple classes. From Table 3, NN perform slightly better on the CIFAR dataset than MNIST, but this is because NN is less sensitive to samples of the imbalanced class on the CIFAR dataset, and most of the instances of the imbalanced class were predicted to be other classes.

Comparing Tables 1 to 3, it can be seen that the test classification accuracy of the total class is reduced in both MNIST and the CIFAR10 when the imbalance class is set to multiple classes. However, compared to the other three methods, our method has relatively alleviated this situation, which also proves that the proposed method is more stable. It follows that the proposed method can use class-imbalanced complementarily labeled information to improve the accuracy of single classes and even multiple classes.

Conclusion

Due to real-world data being always inherently imbalanced, existing CLL approaches have yet to explore this problem. Given this, we propose for the first time a novel CLL problem setting based on class-imbalanced samples, and then we propose a weighted CLL method for this setting with theoretical analysis for its convergence to the optimal solution. Finally, we conducted extensive experiments to prove the superiority of the proposed method. The experimental results show that our method also has a more objective performance on the multi-class imbalanced samples compared with other state-of-the-art CLL methods.

References

- Buda, M.; Maki, A.; and Mazurowski, M. A. 2018. A systematic study of the class imbalance problem in convolutional neural networks. *Neural networks*, 106: 249–259.
- Byrd, J.; and Lipton, Z. 2019. What is the effect of importance weighting in deep learning? In *International Conference on Machine Learning*, 872–881.
- Cartella, F.; Anunciacao, O.; Funabiki, Y.; Yamaguchi, D.; Akishita, T.; and Elshocht, O. 2021. Adversarial attacks for tabular data: Application to fraud detection and imbalanced data. *arXiv preprint arXiv:2101.08030*.
- Chapel, L.; Alaya, M. Z.; and Gasso, G. 2020. Partial optimal transport with applications on positive-unlabeled learning. *Advances in Neural Information Processing Systems*, 33: 2903–2913.
- Chapelle, O.; Schölkopf, B.; and Zien, A. 2006. A discussion of semi-supervised learning and transduction. In *Semi-supervised learning*, 473–478.
- Charoenphakdee, N.; Lee, J.; and Sugiyama, M. 2019. On symmetric losses for learning from corrupted labels. In *International Conference on Machine Learning*, 961–970.
- Chawla, N. V.; Bowyer, K. W.; Hall, L. O.; and Kegelmeyer, W. P. 2002. SMOTE: synthetic minority over-sampling technique. *Journal of artificial intelligence research*, 16: 321–357.
- Chou, Y.-T.; Niu, G.; Lin, H.-T.; and Sugiyama, M. 2020. Unbiased risk estimators can mislead: A case study of learning with complementary labels. In *International Conference on Machine Learning*, 1929–1938.
- Dong, Q.; Gong, S.; and Zhu, X. 2018. Imbalanced deep learning by minority class incremental rectification. *IEEE transactions on pattern analysis and machine intelligence*, 41(6): 1367–1381.
- Du Plessis, M.; Niu, G.; and Sugiyama, M. 2015. Convex formulation for learning from positive and unlabeled data. In *International conference on machine learning*, 1386–1394.
- Du Plessis, M. C.; Niu, G.; and Sugiyama, M. 2013. Clustering unclustered data: Unsupervised binary labeling of two datasets having different class balances. In *2013 Conference on Technologies and Applications of Artificial Intelligence*, 1–6.
- Du Plessis, M. C.; Niu, G.; and Sugiyama, M. 2014. Analysis of learning from positive and unlabeled data. *Advances in neural information processing systems*, 27: 703–711.
- Feng, L.; Kaneko, T.; Han, B.; Niu, G.; An, B.; and Sugiyama, M. 2020. Learning with multiple complementary labels. In *International Conference on Machine Learning*, 3072–3081.
- Gao, Y.; and Zhang, M.-L. 2021. Discriminative Complementary-Label Learning with Weighted Loss. In *International Conference on Machine Learning*, 3587–3597.
- Gerych, W.; Hartvigsen, T.; Buquicchio, L.; Agu, E.; and Rundensteiner, E. 2022. Recovering The Propensity Score From Biased Positive Unlabeled Data. 6694–6702.
- Ghosh, A.; Kumar, H.; and Sastry, P. S. 2017. Robust loss functions under label noise for deep neural networks. In *Proceedings of the AAAI conference on artificial intelligence*, volume 31, 1919–1925.
- Golovnev, A.; Pál, D.; and Szorenyi, B. 2019. The information-theoretic value of unlabeled data in semi-supervised learning. In *International Conference on Machine Learning*, 2328–2336.
- Gong, X.; Yuan, D.; and Bao, W. 2022. Partial Multi-label Learning via Large Margin Nearest Neighbour Embeddings. 6729–6736.
- Guo, L.-Z.; and Li, Y.-F. 2022. Class-Imbalanced Semi-Supervised Learning with Adaptive Thresholding. In *International Conference on Machine Learning*, 8082–8094.
- Han, B.; Niu, G.; Yu, X.; Yao, Q.; Xu, M.; Tsang, I.; and Sugiyama, M. 2020. Sigua: Forgetting may make learning with noisy labels more robust. In *International Conference on Machine Learning*, 4006–4016.
- He, H.; and Garcia, E. A. 2009. Learning from imbalanced data. *IEEE Transactions on knowledge and data engineering*, 21(9): 1263–1284.
- Hu, W.; Le, R.; Liu, B.; Ji, F.; Ma, J.; Zhao, D.; and Yan, R. 2021. Predictive adversarial learning from positive and unlabeled data. In *Proceedings of the AAAI Conference on Artificial Intelligence*, volume 35, 7806–7814.
- Ishida, T.; Niu, G.; Hu, W.; and Sugiyama, M. 2017. Learning from complementary labels. *Advances in neural information processing systems*, 30: 5639–5649.
- Ishida, T.; Niu, G.; Menon, A.; and Sugiyama, M. 2019. Complementary-label learning for arbitrary losses and models. In *International Conference on Machine Learning*, 2971–2980.
- Izmailov, P.; Kirichenko, P.; Finzi, M.; and Wilson, A. G. 2020. Semi-supervised learning with normalizing flows. In *International Conference on Machine Learning*, 4615–4630.
- Johnson, J. M.; and Khoshgoftaar, T. M. 2019. Survey on deep learning with class imbalance. *Journal of Big Data*, 6(1): 1–54.
- Kaneko, T.; Sato, I.; and Sugiyama, M. 2019. Online multiclass classification based on prediction margin for partial feedback. *arXiv preprint arXiv:1902.01056*.
- Kim, Y.; Yim, J.; Yun, J.; and Kim, J. 2019. Nlnl: Negative learning for noisy labels. In *Proceedings of the IEEE/CVF International Conference on Computer Vision*, 101–110.
- LeCun, Y.; Bottou, L.; Bengio, Y.; and Haffner, P. 1998. Gradient-based learning applied to document recognition. *Proceedings of the IEEE*, 86(11): 2278–2324.
- Liu, Z.; Miao, Z.; Zhan, X.; Wang, J.; Gong, B.; and Yu, S. X. 2019. Large-scale long-tailed recognition in an open world. In *Proceedings of the IEEE/CVF Conference on Computer Vision and Pattern Recognition*, 2537–2546.
- Lucas, T.; Weinzaepfel, P.; and Rogez, G. 2022. Barely-supervised learning: semi-supervised learning with very few labeled images. In *Proceedings of the AAAI Conference on Artificial Intelligence*, volume 36, 1881–1889.

- Lv, J.; Xu, M.; Feng, L.; Niu, G.; Geng, X.; and Sugiyama, M. 2020. Progressive identification of true labels for partial-label learning. In *International Conference on Machine Learning*, 6500–6510.
- Ma, X.; Wang, Y.; Houle, M. E.; Zhou, S.; Erfani, S.; Xia, S.; Wijewickrema, S.; and Bailey, J. 2018. Dimensionality-driven learning with noisy labels. In *International Conference on Machine Learning*, 3355–3364.
- Menon, A.; Van Rooyen, B.; Ong, C. S.; and Williamson, B. 2015. Learning from corrupted binary labels via class-probability estimation. In *International conference on machine learning*, 125–134.
- Miyato, T.; Maeda, S.-i.; Koyama, M.; and Ishii, S. 2018. Virtual adversarial training: a regularization method for supervised and semi-supervised learning. *IEEE transactions on pattern analysis and machine intelligence*, 41(8): 1979–1993.
- Mohri, M.; Rostamizadeh, A.; and Talwalkar, A. 2018. *Foundations of machine learning*.
- Oliver, A.; Odena, A.; Raffel, C. A.; Cubuk, E. D.; and Goodfellow, I. 2018. Realistic evaluation of deep semi-supervised learning algorithms. *Advances in neural information processing systems*, 31: 3239–3250.
- Rezaei, M.; Yang, H.; and Meinel, C. 2020. Recurrent generative adversarial network for learning imbalanced medical image semantic segmentation. *Multimedia Tools and Applications*, 79(21): 15329–15348.
- Sakai, T.; Niu, G.; and Sugiyama, M. 2018. Semi-supervised AUC optimization based on positive-unlabeled learning. *Machine Learning*, 107(4): 767–794.
- Su, G.; Chen, W.; and Xu, M. 2021. Positive-Unlabeled Learning from Imbalanced Data. In *IJCAI*, 2995–3001.
- Tang, C.-Z.; and Zhang, M.-L. 2017. Confidence-rated discriminative partial label learning. In *Proceedings of the AAAI Conference on Artificial Intelligence*, volume 31, 2611–2617.
- Tarvainen, A.; and Valpola, H. 2017. Mean teachers are better role models: Weight-averaged consistency targets improve semi-supervised deep learning results. *Advances in neural information processing systems*, 30: 1195–1204.
- Torralba, A.; Fergus, R.; and Freeman, W. T. 2008. 80 million tiny images: A large data set for nonparametric object and scene recognition. *IEEE transactions on pattern analysis and machine intelligence*, 30(11): 1958–1970.
- Wang, D.-B.; Wen, Y.; Pan, L.; and Zhang, M.-L. 2021. Learning from noisy labels with complementary loss functions. In *Proceedings of the AAAI Conference on Artificial Intelligence*, volume 35, 10111–10119.
- Wang, Y.; Ma, X.; Chen, Z.; Luo, Y.; Yi, J.; and Bailey, J. 2019. Symmetric cross entropy for robust learning with noisy labels. In *Proceedings of the IEEE/CVF International Conference on Computer Vision*, 322–330.
- Wu, J.-H.; and Zhang, M.-L. 2019. Disambiguation enabled linear discriminant analysis for partial label dimensionality reduction. In *Proceedings of the 25th ACM SIGKDD International Conference on Knowledge Discovery & Data Mining*, 416–424.
- Xie, M.-K.; and Huang, S.-J. 2018. Partial multi-label learning. In *Proceedings of the AAAI Conference on Artificial Intelligence*, volume 32, 4302–4309.
- Xu, Y.; Gong, M.; Chen, J.; Liu, T.; Zhang, K.; and Batmanghelich, K. 2020a. Generative-discriminative complementary learning. In *Proceedings of the AAAI Conference on Artificial Intelligence*, volume 34, 6526–6533.
- Xu, Y.; Gong, M.; Chen, J.; Liu, T.; Zhang, K.; and Batmanghelich, K. 2020b. Generative-discriminative complementary learning. In *Proceedings of the AAAI Conference on Artificial Intelligence*, volume 34, 6526–6533.
- Yu, X.; Liu, T.; Gong, M.; and Tao, D. 2018. Learning with biased complementary labels. In *Proceedings of the European conference on computer vision (ECCV)*, 68–83.
- Zhang, Z.-R.; Zhang, Q.-W.; Cao, Y.; and Zhang, M.-L. 2021. Exploiting unlabeled data via partial label assignment for multi-class semi-supervised learning. In *Proceedings of the AAAI Conference on Artificial Intelligence*, volume 35, 10973–10980.