

# Streaming Video Temporal Action Segmentation In Real Time

Wujun Wen<sup>1</sup>, Yunheng Li<sup>2</sup>, Zhuben Dong, Lin Feng, Wanxiao Yang, Shenlan Liu\*

School of Innovation and Entrepreneurship

Dalian University of Technology, Dalian 116024, China

liusl@dlut.edu.cn\*, thinksky@mail.dlut.edu.cn<sup>1</sup>, liyunheng@mail.dlut.edu.cn<sup>2</sup>

## Abstract

Temporal action segmentation (TAS) is a critical step toward long-term video understanding. Recent studies follow a pattern that builds models based on features instead of raw video picture information. However, we claim those models are trained complicatedly and limit application scenarios. It is hard for them to segment human actions of video in real time because they must work after the full video features are extracted. As the real-time action segmentation task is different from TAS task, we define it as streaming video real-time temporal action segmentation (SVTAS) task. In this paper, we propose a real-time end-to-end multi-modality model for SVTAS task. More specifically, under the circumstances that we cannot get any future information, we segment the current human action of streaming video chunk in real time. Furthermore, the model we propose combines the last streaming video chunk feature extracted by language model with the current image feature extracted by image model to improve the quantity of real-time temporal action segmentation. To the best of our knowledge, it is the first multi-modality real-time temporal action segmentation model. Under the same evaluation criteria as full video temporal action segmentation, our model segments human action in real time with less than 40% of state-of-the-art model computation and achieves 90% of the accuracy of the full video state-of-the-art model. Code is available at <https://github.com/Thinksky5124/SVTAS.git>.

## 1 Introduction

Temporal action segmentation is a subtask of video understanding, which plays a vital role in security monitoring, sports analysis, and so on. Its goal is to classify every frame of video.

Despite the great success of temporal action segmentation techniques for full video sequences in recent years, these highly successful models are trained in two stages for constrained full video sequences (Farha and Gall 2019; Li et al. 2022; Yi, Wen, and Jiang 2021; Ahn and Lee 2021). The two-stage training process first extracts frame-level features by training an action recognition model which requires manual trimming and annotating for extra recognition training set by utilizing the untrimmed videos. Then, a temporal action segmentation model generates the frame-level action labels. This process can only be applied to offline scenes, but

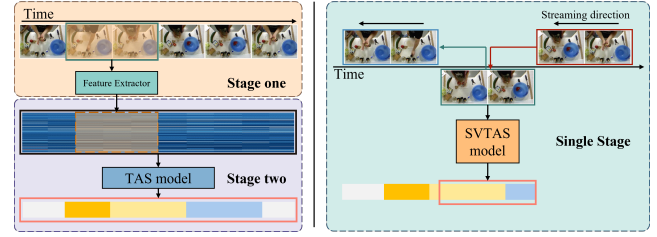


Figure 1: Two stage model vs. single stage model. The left paradigm could only be applied for a full video, however, the right paradigm could be applied for real-time or streaming video besides full video.

limits streaming or real-time scenarios. Recent studies have used pre-trained models as feature extractors, which would be free of additional manual video trimming. However, it is still not applicable to streaming or real-time segmentation scenarios and performs worse than the models after fine-tuning in the extra recognition training set. Therefore, we propose an alternative scheme, SVTAS for TAS task. As shown in Figure 1, the inferred label of a frame is obtained by combining the frame with its present, past, and future information of the untrimmed video in the two-stage approach. In contrast, the one-stage strategy only involves the present and past information of video.

The model under the definition of SVTAS can be applied in offline, online, streaming, and real-time scenarios, etc. And, an end-to-end training model can avoid complicated training steps. To be more specific, the advantages of end-to-end training SVTAS models include a simple and efficient training process, a significant reduction in network latency (time from model input to model output), and extensive application in most video scenarios. But the end-to-end training SVTAS task is extremely challenging for existing related tasks. Firstly, since only a small segment raw information is available, the model will not get the global time-serious relationship when segments a full video human action. It will significantly weaken the model ability to classify long-term action and infer sequential action. Both issues will significantly reduce model accuracy in our experimental results. Secondly, the over-segmentation problem (Farha and Gall 2019) appears because of the narrow segmented window.

\*Corresponding author

It will make the model segment complete action with unbearable burrs. Finally, the naive scheme combining action recognition model with temporal action segmentation model is powerless for SVTAS task, which fails to classify frame-level action precisely (See Table 1). Although two-stage SVTAS can achieve satisfactory performance, an independent feature extractor is inevitable in complex training steps.

This paper proposes a generalizable end-to-end training framework by selective feature extractors and temporal model for SVTAS task. And to response the challenge of losing global time-serious relationship in SVTAS task, we use a temporal convolution network with memory cache (memory tcn) to store short-time temporal information. Then, inspired by (Radford et al. 2021; Li et al. 2022), we explore a new multi-modality way to model long-time past information. By mixing natural language and image modality, our multi-modality real-time model, Transeger, obtains better results than any other models in SVTAS task.

In summary, our contributions are as follows:

- **Streaming video temporal action segmentation in real time:** Unlike full-sequence TAS approaches, we proposed a framework to realize real-time TAS technique for streaming videos. Our framework changes the growth of network latency and space complexity of the TAS model from linear  $O(n)$  to constant  $O(1)$  by setting the chunk size of the model, which significantly reduces the network latency and broadens the application scenarios of TAS.
- **End-to-end train:** Our framework can be trained end-to-end, which simplifies the training processes. We complete the training of the model using only one stage, without adding additional manual editing, annotation, and optical flow extraction work. And, our framework even reduces the number of model parameters and computation.
- **Multi-modality:** The multi-modality SVTAS model we propose, Transeger, mitigates the problem that model loses global time-series relationship by importing natural language modality to model past information. To the best of our knowledge, it is the first multi-modality real-time temporal action segmentation model.

## 2 Related Work

### 2.1 Action Recognition

Action Recognition (AR) aims to give a single action label to a trimmed human action video (Sun et al. 2022), so it is a classification task in which all frames of the video correspond to a label (many-to-one). (Simonyan and Zisserman 2014) uses convolution neural networks to fuse RGB modality and optical flow modality in the video to recognize human actions. (Kondratyuk et al. 2021) proposes a stream method to recognize human actions by fusing segments of the video, with the purpose of reducing the space complexity of the action recognition model without declining the accuracy. The action recognition models follow the many-to-one paradigm, while SVTAS task requires the model to be a one-to-one paradigm. The experiments in Table 1 will show that directly transferring action recognition model to SVTAS task performs poorly.

### 2.2 Temporal Action Segmentation

Temporal Action Segmentation (TAS) aims to classify each frame from the entire sequence of an untrimmed video, so it is a classification task (one-to-one) where each frame in the video corresponds to a relevant label. (Farha and Gall 2019) uses a multi-stage temporal convolution network to model full-sequence video features, which greatly improves the performance of temporal action segmentation. (Li et al. 2022) uses contrastive learning between natural language modality and image modality to train the feature extractor so that the full-sequence video features extracted by the feature extractor are easier for the temporal action segmentation model to segment action. Although the above models could achieve desirable performance, they all follow the paradigm of two-stage training and a full sequence of video segmentation, which could not meet the requirements of real-time scenarios.

### 2.3 Online Action Detection

Online Action Detection (OAD) aims to detect whether an untrimmed human action video contains a target action and gives the category of the action (Hu et al. 2022), so it is a classification task of all frames of video corresponding to one label (many-to-one). (Wang et al. 2021) combines action prediction with online action detection, and applies Transformer architecture to improve model performance. Although online action detection is somewhat similar to SVTAS, the experiments in Table 1 will show that direct transferring online action detection model is also underperforming.

## 3 Method

In this section, we first give the definition of SVTAS task, then describe our proposed end-to-end training framework, and finally depict the multi-modality real-time temporal action segmentation model for streaming video (Transeger).

### 3.1 Task Definition

SVTAS task refers to classify each action frame for a given streaming image sequence  $X_j = [x_i, x_{i+1}, \dots, x_{i+k}]$  in chronological order, where  $x_i$  represents  $i^{th}$  frame of the video.  $X_j$  is the  $j^{th}$  non-overlapping segment in the video  $\{x_i | i = 0, 1, 2, \dots, T-1\}$  and contains  $k$  frames, where  $T$  represents the length of video,  $j \in \{0, 1, 2, \dots, \lceil \frac{T}{k} \rceil\}$ . The result of the task is an action label sequence corresponding to each frame  $x_i$ , noted as  $L_j = [l_i, l_{i+1}, \dots, l_{i+k}]$ , where  $l_i$  represents the action label of the  $i^{th}$  frame in the video. And all labels of the video are donated as  $L$ . If the model is defined as  $\mathcal{M}(\cdot)$ , the mathematical expression of the task is  $L = \{\cup_{j=0}^{\lceil \frac{T}{k} \rceil} L_j | L_j = \mathcal{M}(X_j)\}$ .

### 3.2 Streaming End-to-End Train Framework (SETE)

This section describes the single stage end-to-end training framework we have constructed, which consists of a feature extractor model, spatial squeezed pooling, and a temporal model. See Figure 2.

**Feature Extractor Model** Although feature extractor models that can only extract spatial features (e.g., ResNet (He et al. 2016), ViT (Dosovitskiy et al. 2020), etc.) perform equally to models that have both spatial and temporal modeling capability (e.g., I3D (Carreira and Zisserman 2017), TSM (Lin, Gan, and Han 2019), etc.) when segment action individually, we claim that as a feature extractor, a model with the ability to model space and time is required for SVTAS task (details can be referred to Table 1). Models with both spatial and temporal modeling capability generally employ 3D convolution network which models space and time simultaneously (Tran et al. 2018). We claim that for the SVTAS task, the feature extractor models which could model time and space separately will perform better in the SVTAS tasks, e.g., TSM (Lin, Gan, and Han 2019), TimeSformer (Bertasius, Wang, and Torresani 2021), etc. We think it is because the SVTAS task is a frame-level classification task, which needs to model not only the similarity between frames but also the difference. Mathematically express the feature extractor model in the following form  $F_j^I = r(X_j; \theta_1)$ , where  $F_j^I = [I_i, I_{i+1} \dots, I_{i+k}]$  represents the image features of the  $j^{th}$  segment of the streaming video,  $r(\cdot; \theta_1)$  denotes the feature extractor, and  $X_j$  indicates the image of the  $j^{th}$  segment of the streaming video.

**Spatial Squeezed Pooling** Spatial squeezed pooling aims to pool the space information globally and averagely, leaving only temporal information. We claim that for SVTAS task, spatial information is unnecessary for final time-series segmentation because the difference between frames has been modeled by the feature extractor. Spatial squeezed pooling reduces the video memory footprint of graphics processing unit (VRAM) while maintaining the performance of model (See section 4.4). We define the mathematical expression for spatially squeezed pooling as follows:  $F_j^{I_p} = p(F_j^I)$ , where  $p(\cdot)$  denoting spatial squeezed pooling and  $F_j^{I_p}$  denoting the temporal features of the  $j^{th}$  segment of the streaming video.

**Temporal Model** Various temporal models can be applied for SVTAS task, for example, temporal convolution networks, long short-term memory networks, etc. In this paper, unlike TAS task, a single-stage temporal convolution net-

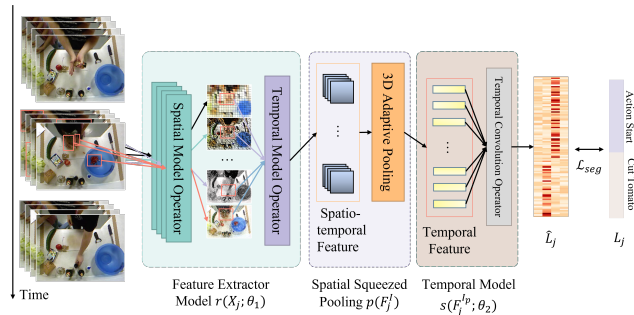


Figure 2: Streaming end-to-end training framework. The output is a matrix that is made up of the probability vector of each frame.

work is selected for SVTAS task. The TAS task often applies a multi-stage technique to refine the results of the network to improve the model’s discrimination of action completeness. But directly applying the multi-stage technique to SVTAS task not only fails to improve the discrimination of action completeness score but also significantly degrades the model performance in all aspects (See Table 1). We think as the segmentation windows become small, there is no need multi-stage technique to refine results. In addition, to meet the challenge that SVTAS task can only obtain raw video information at the current moment, we select a temporal convolution network with memory cache. Specifically, the temporal convolution operator typically uses padding techniques when the length of the time series needs to be maintained. We turn the usual case, zero padding, to padding the previous streaming video segment features at the beginning of the current streaming video temporal features. With the memory cache that stores short-time information of the previous video segment, temporal model could segment human action better. The temporal model can be expressed as follows  $\hat{L}_j = s(F_j^{I_p}; \theta_2)$ , where  $s(\cdot; \theta_2)$  represents the temporal model and  $\hat{L}_j$  denotes the model inference result of the  $j^{th}$  segment of the streaming video.

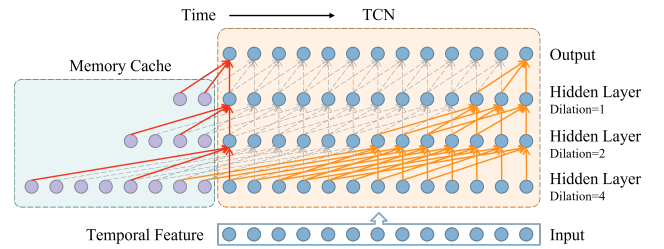


Figure 3: Temporal convolution network with memory cache. The orange line shows this information of frames is aggregated into the latest frame.

**Loss Function** The loss function (Farha and Gall 2019) is divided by  $\lceil \frac{T}{k} \rceil$  to make it work for streaming video end-to-end training. We define it as  $\mathcal{L}_{seg}(L_j, \hat{L}_j)$ .

### 3.3 Multi-modality End-to-End Train Framework (METE)

Based on the SETE, we propose a training framework combining natural language modality and image modality for SVTAS task, as shown in Figure 4. This exposition part will serve as a paving part for the Transeger model.

The METE consists of an end-to-end SVTAS model, a mix prompt engineering, and a text encoder. The first is the end-to-end SVTAS model, which is the aforementioned SETE so it will not be repeatedly described. The second is the mix prompt engineering, which consists of a mixture of hand-designed templates and learnable word embedding vectors. The last is the text encoder. With the success of Transformer in natural language processing, this paper uses the Transformer structure as a text encoder.

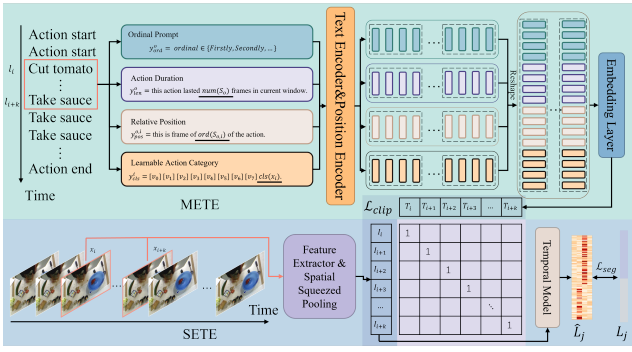


Figure 4: Multi-modality end-to-end train framework.

**Mix Prompt Engineering** Prompt engineering refers to the design of an input text template that embeds the expected output strings as fill-in-the-blank formats (e.g., cut tomato). Inspired by (Zhou et al. 2021), we improve prompt engineering proposed by (Li et al. 2022) which fixes template of sequential information. Our prompt engineering firstly introduces action segment information, then adds the length information of action segment and relative position information of frames, and finally turns the information of action categories into a learnable form. We call it mix prompt engineering because there are both fixed and learnable parts in the template.

- **Ordinal Prompt** captures the position of each action segment in the current video sequence. We use the set of ordinal words  $\{Firstly, Secondly, \dots\}$  as a template, noting it as  $y_{ord}^o$ , where  $o$  indicates that the current action is the  $o^{th}$  action in the current video sequence. For an action segment sequence, we mark the sequence ordinal prompt as  $y_{ord}^o \in \{y_{ord}^1, y_{ord}^2, y_{ord}^3, \dots\}$ , where  $o = ord(x_i)$  denotes taking the sequence number of the action segment from the  $i^{th}$  frame in the current video sequence.
- **Action Duration Prompt** captures the length of the current action segment. This information helps the model infer the category of the action by the duration of the action. We use *this action lasted  $\{num(S_o)\}$  frames in current window* as a template, labeling it as  $y_{len}^o$ , where  $S_o$  denotes the set of frames of the  $o^{th}$  action,  $S_o = \{x_{o_s}, x_{o_s+1}, \dots, x_{o_e}\}$ ,  $o_s$  denotes the start frame of the  $o^{th}$  action in the current video sequence, and  $o_e$  denotes the end frame of the  $o^{th}$  action in the current video sequence.
- **Relative Position Prompt** captures the relative position of the current frame in the current action segment. This information helps the model to classify some reversible actions, e.g., opening and closing a bottle cap. Reversible actions, which are mirrored over time, are easily confused the model when models are inferring. After adding the relative position prompt, the model can distinguish the mirrored actions by the ordinal relationship between the front and back frames. We use *this is frame  $\{ord(S_{o,i})\}$  of the action* as a template, labeling it as  $y_{pos}^{o,i}$ , where  $ord(S_{o,i})$  indicates taking the ordinal num-

ber for the  $i^{th}$  frame of the  $o^{th}$  action.

- **Learnable Action Category Prompt** captures the category information of the current action segment. Following the guidelines of (Zhou et al. 2021), we use  $\chi_0 \chi_1 \chi_2 \chi_3 \chi_4 \chi_5 \chi_6 \chi_7 \{cls(x_i)\}$  as the template, which is labeled as  $y_{cls}^i$ , where  $cls(x_i)$  denotes the action category that takes from the  $i^{th}$  frame,  $\chi_0, \chi_1, \chi_2, \dots, \chi_7$  denotes the learnable word embedding vectors, and eight learnable word vectors are used in this paper.

We connect the above prompts all together in the direction of the natural order of sentence. The combinations are varied obviously. We use follow order as a practice  $pr_i = [y_{ord}^o, y_{len}^o, y_{pos}^{o,i}, y_{cls}^i]$  and  $Pr_j = [pr_i, pr_{i+1}, \dots, pr_{i+k}]$ .

**Text Encoder** The text encoder converts the text string generated by the prompt engineering algorithm into text features  $F_j^T = [T_i, T_{i+1}, \dots, T_{i+k}]$ , and we follow the way in (Radford et al. 2021) for text embedding and text feature extraction. Transformer is used as text encoder and we set encoder dimension 512. We use the conclusion in (Zhou et al. 2021) that using the suffix form to fill in the category labels is better than others. We define it as  $F_j^T = t(Pr_j; \theta_3)$ , where  $t(\cdot; \theta_3)$  represents text encoder.

**Loss Function** We use the loss function of the contrast between text features and image features described in (Radford et al. 2021) and define it as  $\mathcal{L}_{clip}(F_j^{Img}, F_j^{Txt})$ , where  $F_j^{Img}$  is image features and  $F_j^{Txt}$  is text features. When model is trained, the model will be supervised by both loss function,  $\mathcal{L}_{clip}$  and  $\mathcal{L}_{seg}$ .

Although METE introduces contrast supervision which makes the accuracy of the model decrease, it provides suggestions for multi-modality real-time TAS.

### 3.4 Transeger

SETE and METE are just constructed to segment the current window of streaming video. They only model the current video sequence, ignoring information that has been seen before. We think SVTAS is very similar to automatic speech recognition (ASR) in the processing of time sequences. Inspired by (He et al. 2019), we make changes in our METE and propose Transeger, a more reliable model for SVTAS task. See Figure 5. Transeger applies the idea of local connection of convolution networks to model the textual information of the previous video sequence. When Transeger infers each frame in the current moment, it will combine previous textual information and current image information. More specifically, Transeger uses JointNet to blend text features and image features to jointly segment the action sequence of the current input streaming video sequence. Transeger consists of mix prompt engineering, text encoder, feature extractor, spatial squeezed pooling, and JointNet. They expect JointNet has been described in the previous section, so we will not repeat them here.

**JointNet** In this paper, we use memory tcn to construct JointNet. JointNet first inverts the text features of the previous sequence. Then it contacts them with the image features



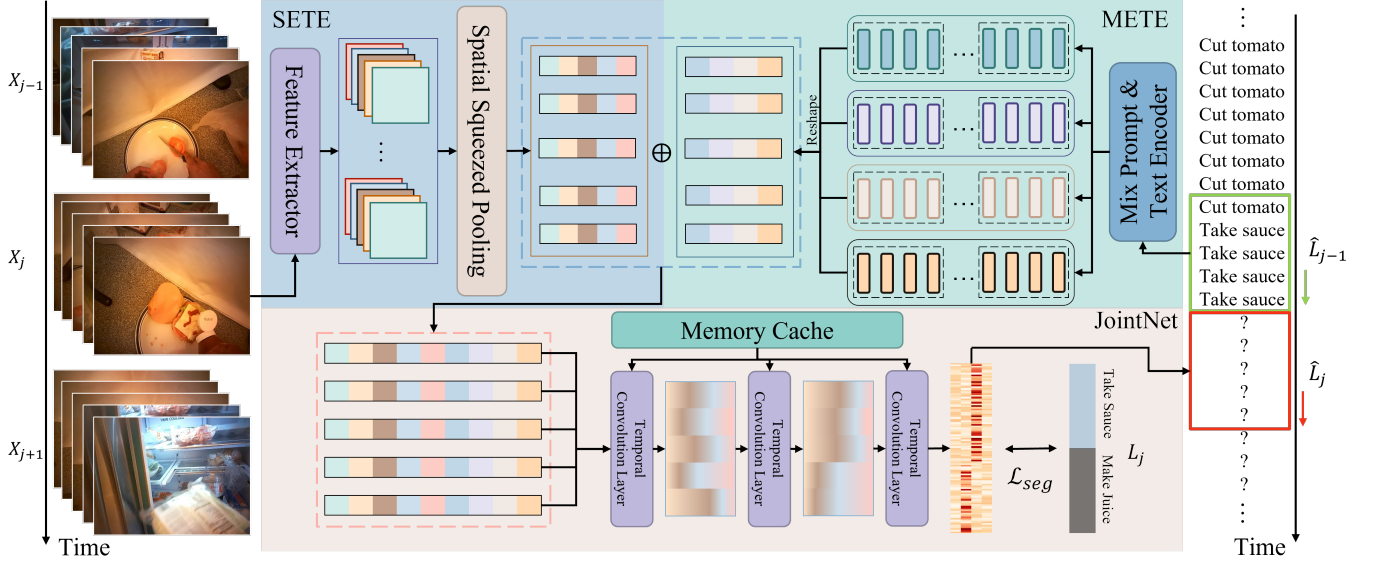


Figure 5: Transeger model. This figure represents the training of Transeger model with  $k = 5$ .  $\oplus$  represents the concatenation operation.

of the current segment by feature dimension. Finally, the mixed features will be fed into the temporal model to segment current action sequence. JointNet is expressed in the following equations: step1:  $F_j^{T,I} = downfall(F_{j-1}^T) \oplus F_j^{I_p}$ , step2:  $\hat{L}_j = s(F_j^{T,I}; \theta_2)$ . Where  $\oplus$  denotes the concatenation operator,  $F_{j-1}^T \in \mathbb{R}^{k \times d_t}$ ,  $F_j^{I_p} \in \mathbb{R}^{k \times d_i}$  and  $F_j^{T,I} \in \mathbb{R}^{k \times (d_t + d_i)}$ , and  $downfall(\cdot)$  represents the operator that inverts the matrix by the temporal dimension.

**Train** For training, just like long short-term memory networks, teacher supervision is used to accelerate the training process. Specifically,  $Pr_{j-1}$  is generated by  $L_{j-1}$ . After combining the text feature and image feature, we can use  $\mathcal{L}_{seg}(\cdot, \cdot)$  as the loss function.

**Infer** When inferring, the result of the previous video sequence inferred by model is used as the input of the current video sequence for mix prompt engineering.  $Pr_{j-1}$  is generated by  $\hat{L}_{j-1}$ . We collect all segment results for evaluation. If the model applies in the full video, our model could use postprocessing (Li et al. 2021) to improve the performance of discrimination of action completeness.

## 4 Experiment

### 4.1 Datasets and Evaluation Metrics

**Datasets** The GTEA (Fathi, Ren, and Reh 2011) dataset contains 28 videos corresponding to 7 different activities, such as preparing coffee or cheese sandwiches, performed by 4 subjects. All videos were recorded by cameras mounted on the actors' heads. The frames of the video are annotated with 11 action classes, including the background. On average, there are 20 action instances per video. The evaluation was performed by excluding one subject to use cross-

validation. The **50Salads** (Stein and McKenna 2013) dataset contains 50 videos with 17 action classes. On average, each video contains 20 action instances, and the average video length is 6.4 minutes. As the name of the dataset suggests, the videos describe salad preparation activities. The activities were performed by 25 actors, each preparing two different salads. 50Salads also uses five-fold cross-validation. The **EGTEA** (Li, Liu, and Reh 2018) dataset is the largest of the three datasets. In total, EGTEA contains 28 hours (de-identified) of cooking activities from 86 unique sessions of 32 subjects. It contains 20 different actions, and each video contains an average of 15 action instances. Also, it will be evaluated by three-fold cross-validation.

**Evaluation Metrics** To evaluate SVTAS task results, we adopt several metrics including frame-wise accuracy (**Ace**) (Farha and Gall 2019), mean average precision (mAP) metric with temporal IoU of 0.5 (denote by **mAP@0.5**) (Wang et al. 2022a), the area under the AR (under specified temporal IoU thresholds for [0.5:0.05:1.0]) vs. AN (limiting the average number of proposals for each video and set to 100) curve (**AUC**) (Alwassel, Giancola, and Ghanem 2021) and the F1 score at temporal IoU threshold 0.1 (denote by **F1@0.1**) (Li et al. 2022). The frame-wise accuracy is the most direct and frequently used metric. mAP can evaluate the precision of model to detect action. AUC can measure the quality of the action segment proposal. F1 score is proposed to handle over-segmentation errors and measure the segmentation quality for action completeness.

**Implementation Details** We adopt Adam optimizer with the base learning rate of  $5 \times 10^{-4}$  with a  $1 \times 10^{-4}$  weight decay. The spatial resolution of the input video is  $256 \times 256$ . We use Kinetics-400 (Carreira and Zisserman 2017) pre-trained weight for all feature extractors. Each length of

Publish	Model	Task	Real-Time	Train Method	Modality	$k$ Frames	Acc	AUC	mAP@0.5	F1@0.1
CVPR 2016	I3D+bstlm(Singh et al. 2016)	AR+TAS	no	two stages	RGB+flow	full video	73.09%	74.58%	<b>65.43%</b>	83.51%
CVPR 2019	I3D+ms-tcn(Farha and Gall 2019)	AR+TAS	no	two stages	RGB+flow	full video	74.99%	<b>82.92%</b>	61.25%	78.41%
BMCV 2021	I3D+asformer(Yi, Wen, and Jiang 2021)	AR+TAS	no	two stages	RGB+flow	full video	75.33%	75.63%	56.86%	83.98%
CVPR 2022	ViT+asformer(Li et al. 2022)	AR+TAS	no	two stages	RGB+flow	full video	<b>81.00%</b> +	-	-	<b>94.10%</b> +
-	full connection layer	TAS	yes	two stages	RGB+flow feature	32	61.36%	50.03%	19.86%	20.86%
CVPR 2016	bstlm(Singh et al. 2016)	TAS	yes	two stages	RGB+flow feature	32	65.85%	64.46%	34.74%	48.32%
CVPR 2019	ms-tcn(Farha and Gall 2019)	TAS	yes	two stages	RGB+flow feature	32	51.08%	55.25%	31.19%	30.04%
BMCV 2021	asformer(Yi, Wen, and Jiang 2021)	TAS	yes	two stages	RGB+flow feature	32	<b>69.80%</b>	<b>73.32%</b>	<b>42.56%</b>	<b>73.45%</b>
ICCV 2021	OadTR(Wang et al. 2021)	OAD	yes	two stages	RGB+flow feature	32	67.76%	67.03%	41.01%	53.69%
CVPR 2016	ResNet(He et al. 2016)	IC	yes	single stage	RGB	32	38.74%	55.36%	13.19%	25.80%
CVPR 2018	MobileNetV2(Sandler et al. 2018)	IC	yes	single stage	RGB	32	40.94%	51.45%	9.18%	30.54%
ICLR 2021	ViT(Dosovitskiy et al. 2020)	IC	yes	single stage	RGB	32	28.70%	29.31%	1.67%	21.88%
ICLR 2022	MobileViT(Mehta and Rastegari 2021)	IC	yes	single stage	RGB	32	25.66%	21.36%	1.85%	17.91%
CVPR 2017	I3D(Carreira and Zisserman 2017)	AR	yes	single stage	RGB	32	13.35%	42.59%	1.92%	25.24%
CVPR 2018	R(2+1)D(Tran et al. 2018)	AR	yes	single stage	RGB	32	24.40%	49.01%	3.07%	30.03%
ICCV 2019	TSM(Lin, Gan, and Han 2019)	AR	yes	single stage	RGB	32	31.75%	31.75%	2.07%	21.07%
ICML 2021	TimeSformer(Bertasius, Wang, and Torresani 2021)	AR	yes	single stage	RGB	32	36.42%	47.40%	6.17%	29.28%
PAMI 2022	PredRNNV2(Wang et al. 2022b)	VP	yes	single stage	RGB	32	22.67%	26.41%	1.29%	18.75%
CVPR 2022	ViT+asformer(Li et al. 2022)	AR+TAS	yes	single stage	RGB	32	23.40%	0.00%	0.00%	0.00%
CVPR 2019	I3D+ms-tcn(Farha and Gall 2019)	AR+TAS	yes	single stage	RGB	32	43.82%	60.83%	13.85%	34.70%
CVPR 2016	I3D+bstlm(Singh et al. 2016)	AR+TAS	yes	single stage	RGB	32	53.92%	56.51%	21.99%	58.73%
-	TSM+ms-tcn	AR+TAS	yes	single stage	RGB	32	44.57%	59.00%	21.45%	35.29%
ours	I3D+tcn+SETE	SVTAS	yes	single stage	RGB	32	57.38%	65.16%	34.20%	61.68%
ours	TSM+tcn+SETE	SVTAS	yes	single stage	RGB	32	70.37%	73.48%	46.34%	62.56%
ours	TSM+memory tcn+SETE	SVTAS	yes	single stage	RGB	32	<b>73.86%</b>	<b>75.02%</b>	49.00%	68.18%
ours	TSM+memory tcn+METE	SVTAS	yes	single stage	RGB	32	71.93%	72.87%	49.82%	62.67%
ours	Transeger	SVTAS	yes	single stage	RGB	32	73.18%	71.16%	<b>52.68%</b>	<b>71.69%</b>

Table 1: Performance of the replicated model on the split1 of the GTEA dataset. RGB refers to raw image information of video. Flow means optical flow extracted from video. + is denoted as the average score of the cross-validation of GTEA, and the model score in split1 is usually lower than the average score of full validation, which indicates that the scores of + in the table are inflated. IC refers to image classification. VP refers to video prediction.

streaming video ( $k$ ) is set to 32, with a sample rate 4 for GTEA and EGTEA, 20 for 50Salads. The model is trained 50 epochs on GTEA and 50Salads, and 35 epochs on EGTEA. The batch size is set to 2 during training.

## 4.2 Results on Datasets

**Evaluation Metrics** The results of our model on three challenging datasets are shown in Table 2. Our best model achieves 90% approximation in the relatively important metric Acc compared with the full-video state-of-the-art model. It is worth noting that we use less than 40% of model computation compared with the full-video state-of-the-art model. And compared with the direct application of TAS model in real time, our models tower above its performance.

Dataset	Model	Param(M)	FPF(G)	FPMF(G)	FPS(Hz)	Acc	AUC	mAP@0.5	F1@0.1
GTEA	ViT+asformer(two-stage train)	54.645	no	<b>85.8432</b>	no	<b>81.00%</b>	-	-	<b>94.10%</b>
	I3D+ms-tcn(two-stage train)	<b>28.006</b>	no	173.120	no	79.20%	82.92%*	64.45%*	87.5%
	I3D+ms-tcn(single stage train)	28.006	5.4100	173.120	435	43.93%	50.20%	13.03%	42.44%
	TSM+memory tcn+SETE(ours)	<b>2.372</b>	<b>0.3191</b>	<b>10.017</b>	<b>3122</b>	72.31%	<b>75.11%</b>	<b>49.50%</b>	<b>70.29%</b>
	Transeger(ours)	38.444	0.7955	25.457	1199	<b>72.66%</b>	72.24%	39.77%	<b>72.36%</b>
50Salads	ViT+asformer(two-stage train)	54.645	no	<b>85.8432</b>	no	<b>88.10%</b>	-	-	<b>89.20%</b>
	I3D+ms-tcn(two-stage train)	<b>28.006</b>	no	173.120	no	80.70%	-	-	76.30%
	I3D+ms-tcn(single stage)	28.010	5.3995	172.766	433	30.31%	48.00%	7.13%	12.36%
	TSM+memory tcn+SETE(ours)	<b>2.373</b>	<b>0.3130</b>	<b>10.017</b>	<b>3122</b>	79.85%	75.00%	58.73%	48.51%
	Transeger(ours)	38.477	0.7955	25.457	1199	<b>82.81%</b>	<b>75.68%</b>	<b>59.22%</b>	<b>54.99%</b>
EGTEA	I3D+ms-GRU+GTRM(two-stage train)	-	no	-	no	<b>69.50%</b>	-	-	<b>41.60%</b>
	I3D+ms-tcn(two-stage train)	28.006	no	173.120	no	69.20%	-	-	32.10%
	I3D+ms-tcn(single stage)	28.011	5.4100	173.120	435	39.43%	2.94%	0.60%	2.76%
	TSM+memory tcn+SETE(ours)	<b>2.373</b>	<b>0.3191</b>	<b>10.213</b>	<b>3122</b>	63.19%	8.42%	3.27%	12.26%
	Transeger(ours)	38.482	0.7955	25.457	1199	60.89%	7.01%	1.90%	11.52%

Table 2: Results on datasets.  $k$  is set to 32. FPF means Flops Per Frame. FPMF means Flops Per Model Forward. FPS means Frames Per Second. No means it can't be measured because this model is not real-time. We used RTX3090 platform to measure. \* refers that the scores are reproduced by us. I3D+m-GRU+GTRM refers to the (Huang, Sugano, and Sato 2020) model.

**Qualitative Results** Figure 6 shows the visual results of our model compared with other models on the GTEA and

50Salads dataset.




Figure 6: Comparison results of models on 50Salads and GTEA datasets. (a) indicates GTEA dataset. (b) indicates 50Salads dataset.

## 4.3 Compare with models of related tasks

We evaluate the relevant models that may be applied to the SVTAS task on GTEA dataset. The results are shown in Table 1.

The experimental results show that our model is close to the full video temporal action segmentation model in terms of Acc and AUC (Task AR+TAS vs. Task SVTAS), while other models for SVTAS task perform badly (Train Method of single stage). Our model has a large gap with the non-real-time TAS model in the measure of action completeness (F1@0.1) because model can only get information at the current moment. But in exchange, the model can perform real-time temporal action segmentation and can be trained more effectively, which we consider acceptable. Moreover,

by comparing the image classification model and the action recognition model, we can find that the image classification model slightly outperforms the action recognition model on the SVTAS task. It is because the image classification model is more suitable for the one-to-one paradigm.

Training the TAS model directly with streaming features also could get an acceptable result. We think it is because video feature is an effective abstract representation of video. But they are based on RGB modalities and optical flow modalities. Both need additional work for training. Our model gives better results using only RGB modalities and is end-to-end trained. Among our models, TSM+memory tcn+SETE performs best on Acc metrics; and the multi-modality model Transeger is optimal in the metrics of detecting action (mAP@0.5) and the metrics of measuring action completeness (F1@0.1). It is because Transeger model could get the information from the previous segment in streaming video. And this information could significantly reduce the false positive results of the model.

Although the full-video model with two-stage training is currently high in all metrics, we point out the possibility of end-to-end training models and real-time temporal action segmentation models in this paper.

#### 4.4 Compare with spatio-temporal modeling approaches

Modeling Approaches	Model	Acc	AUC	mAP@0.5	F1@0.1
3D	I3D+tcn+SETE	57.38%	65.16%	34.20%	61.68%
2D+1D	R(2+1)D+tcn+SETE	67.10%	70.64%	43.34%	<b>63.66%</b>
2D+temporal shift	TSM+3Dtcn	69.35%	68.47%	40.19%	62.65%
2D+temporal shift	TSM+tcn+SETE	<b>70.37%</b>	<b>73.48%</b>	<b>46.34%</b>	62.56%
3D	I3D+memory tcn+SETE	64.77%	67.47%	38.29%	64.37%
2D+1D	R(2+1)D+memory tcn+SETE	67.02%	68.62%	35.84%	<b>70.46%</b>
2D+temporal shift	TSM+memory tcn+SETE	<b>73.86%</b>	<b>75.02%</b>	<b>49.00%</b>	68.18%

Table 3: Compare with different spatio-temporal modeling approaches.

We compared the different spatio-temporal modeling approaches of the feature extractor. The results are shown in Table 3. The experiments show that the combination of 2D convolution operator (Sandler et al. 2018) and temporal shift module (Lin, Gan, and Han 2019) outperforms 2D plus 1D convolution operator (Tran et al. 2018) over 3D convolution operator (Carreira and Zisserman 2017). We conjecture that the combination of 2D convolution operator (Sandler et al. 2018) and temporal shift module (Lin, Gan, and Han 2019) focuses on the spatial comparison between frames in the feature extraction phase and temporal aggregation in the segmentation phase. And, this pattern is more efficient than others. Model without spatial squeezed pooling takes up more VRAM instead of improving model performance (Line 4 vs. Line 5). The experimental results in Table 3 also show that the temporal convolution network with memory cache (memory tcn) which we select, can improve the performance of real-time temporal action segmentation based on various spatio-temporal modeling approaches. The past information can indeed improve the performance of SVTAS task.

#### 4.5 Ablation Studies

Ordinal Prompt	Action Duration Prompt	Relative Position Prompt	Learnable Action Category Prompt	Acc	AUC	mAP@0.5	F1@0.1
✓			✓	71.65%	68.06%	47.77%	68.33%
✓	✓		✓	73.04%	71.05%	50.27%	64.91%
	✓	✓	✓	<b>73.76%</b>	<b>72.42%</b>	<b>58.68%</b>	69.87%
✓	✓	✓	✓	73.18%	71.16%	52.68%	<b>71.69%</b>

Table 4: Component of mix prompt ablation study on Transeger. Because action category information is necessary, we fail to conduct an ablation study for it.

**Mix prompt ablation study** Table 4 shows the ablation experiments for the components of mix prompt. The performance of model improves significantly after adding the action duration prompt. This is because the information on action duration helps the model infer the completeness of the action. The combination of relative position prompt and action duration prompt can help the model identify action segments when actions are about time mirror. From the experiments, the ordinal prompt only improves the model’s ability to discriminate actions completeness. We infer the reason is that we use relative ordinal prompt instead of absolute ordinal prompt. An action can be either the first or the last, which may confuse the model in classifying some frame-level actions.

$k$	Model	VRAM(G)	Acc	AUC	mAP@0.5	F1@0.1
8	Transeger	4.7	65.68%	67.77%	41.52%	66.28%
16	Transeger	6.6	70.60%	63.92%	52.26%	66.66%
32	Transeger	8.2	<b>73.18%</b>	<b>71.16%</b>	<b>52.68%</b>	<b>71.69%</b>
64	Transeger	18.6	69.29%	67.35%	46.34%	58.88%

Table 5: The ablation study of  $k$  on split1 of GTEA dataset.

**Hyper-parameters  $k$**  From Table 5, we can see that the model performs best when the segment length of the streaming video is 32. We think that it is related to the average length of the action. To enhance the performance of the model on certain datasets, the model should be adapted for datasets with different length distributions by adjusting the segment length  $k$  or setting an appropriate sample rate.

## 5 Conclusion

In this paper, we focus on the cost of model training steps and the applicable limitation of TAS model. Firstly, for reducing the cost, we propose three different end-to-end training frameworks to get rid of extracting frame-level features. Secondly, we propose Transeger model to make multi-modality real-time temporal action segmentation realize. Finally, our model broadens the application scenarios of the TAS. SVTAS model can be applied for full video, streaming video scenarios, and so on. The widespread experiment results show that our proposed multi-modality real-time SVTAS model can use less than 40% of state-of-the-art model computation to achieve 90% of full-video state-of-the-art performance on challenging datasets. We should point out that although training on large datasets is attractive, we are constrained by computational resources.

## References

- Ahn, H.; and Lee, D. 2021. Refining action segmentation with hierarchical video representations. In *Proceedings of the IEEE/CVF International Conference on Computer Vision*, 16302–16310.
- Alwassel, H.; Giancola, S.; and Ghanem, B. 2021. Tsp: Temporally-sensitive pretraining of video encoders for localization tasks. In *Proceedings of the IEEE/CVF International Conference on Computer Vision*, 3173–3183.
- Bertasius, G.; Wang, H.; and Torresani, L. 2021. Is space-time attention all you need for video understanding? In *ICML*, volume 2, 4.
- Carreira, J.; and Zisserman, A. 2017. Quo vadis, action recognition? a new model and the kinetics dataset. In *proceedings of the IEEE Conference on Computer Vision and Pattern Recognition*, 6299–6308.
- Dosovitskiy, A.; Beyer, L.; Kolesnikov, A.; Weissenborn, D.; Zhai, X.; Unterthiner, T.; Dehghani, M.; Minderer, M.; Heigold, G.; Gelly, S.; et al. 2020. An image is worth 16x16 words: Transformers for image recognition at scale. *arXiv preprint arXiv:2010.11929*.
- Farha, Y. A.; and Gall, J. 2019. Ms-ten: Multi-stage temporal convolutional network for action segmentation. In *Proceedings of the IEEE/CVF Conference on Computer Vision and Pattern Recognition*, 3575–3584.
- Fathi, A.; Ren, X.; and Rehg, J. M. 2011. Learning to recognize objects in egocentric activities. In *CVPR 2011*, 3281–3288. IEEE.
- He, K.; Zhang, X.; Ren, S.; and Sun, J. 2016. Deep residual learning for image recognition. In *Proceedings of the IEEE conference on computer vision and pattern recognition*, 770–778.
- He, Y.; Sainath, T. N.; Prabhavalkar, R.; McGraw, I.; Alvarez, R.; Zhao, D.; Rybach, D.; Kannan, A.; Wu, Y.; Pang, R.; et al. 2019. Streaming end-to-end speech recognition for mobile devices. In *ICASSP 2019-2019 IEEE International Conference on Acoustics, Speech and Signal Processing (ICASSP)*, 6381–6385. IEEE.
- Hu, X.; Dai, J.; Li, M.; Peng, C.; Li, Y.; and Du, S. 2022. Online human action detection and anticipation in videos: A survey. *Neurocomputing*, 491: 395–413.
- Huang, Y.; Sugano, Y.; and Sato, Y. 2020. Improving action segmentation via graph-based temporal reasoning. In *Proceedings of the IEEE/CVF conference on computer vision and pattern recognition*, 14024–14034.
- Kondratyuk, D.; Yuan, L.; Li, Y.; Zhang, L.; Tan, M.; Brown, M.; and Gong, B. 2021. Movinets: Mobile video networks for efficient video recognition. In *Proceedings of the IEEE/CVF Conference on Computer Vision and Pattern Recognition*, 16020–16030.
- Li, M.; Chen, L.; Duan, Y.; Hu, Z.; Feng, J.; Zhou, J.; and Lu, J. 2022. Bridge-Prompt: Towards Ordinal Action Understanding in Instructional Videos. In *Proceedings of the IEEE/CVF Conference on Computer Vision and Pattern Recognition*, 19880–19889.
- Li, Y.; Dong, Z.; Liu, K.; Feng, L.; Hu, L.; Zhu, J.; Xu, L.; Liu, S.; et al. 2021. Efficient two-step networks for temporal action segmentation. *Neurocomputing*, 454: 373–381.
- Li, Y.; Liu, M.; and Rehg, J. M. 2018. In the eye of beholder: Joint learning of gaze and actions in first person video. In *Proceedings of the European conference on computer vision (ECCV)*, 619–635.
- Lin, J.; Gan, C.; and Han, S. 2019. Tsm: Temporal shift module for efficient video understanding. In *Proceedings of the IEEE/CVF International Conference on Computer Vision*, 7083–7093.
- Mehta, S.; and Rastegari, M. 2021. Mobilevit: light-weight, general-purpose, and mobile-friendly vision transformer. *arXiv preprint arXiv:2110.02178*.
- Radford, A.; Kim, J. W.; Hallacy, C.; Ramesh, A.; Goh, G.; Agarwal, S.; Sastry, G.; Askell, A.; Mishkin, P.; Clark, J.; et al. 2021. Learning transferable visual models from natural language supervision. In *International Conference on Machine Learning*, 8748–8763. PMLR.
- Sandler, M.; Howard, A.; Zhu, M.; Zhmoginov, A.; and Chen, L.-C. 2018. Mobilenetv2: Inverted residuals and linear bottlenecks. In *Proceedings of the IEEE conference on computer vision and pattern recognition*, 4510–4520.
- Simonyan, K.; and Zisserman, A. 2014. Two-stream convolutional networks for action recognition in videos. *Advances in neural information processing systems*, 27.
- Singh, B.; Marks, T. K.; Jones, M.; Tuzel, O.; and Shao, M. 2016. A multi-stream bi-directional recurrent neural network for fine-grained action detection. In *Proceedings of the IEEE conference on computer vision and pattern recognition*, 1961–1970.
- Stein, S.; and McKenna, S. J. 2013. Combining embedded accelerometers with computer vision for recognizing food preparation activities. In *Proceedings of the 2013 ACM international joint conference on Pervasive and ubiquitous computing*, 729–738.
- Sun, Z.; Ke, Q.; Rahmani, H.; Bennamoun, M.; Wang, G.; and Liu, J. 2022. Human action recognition from various data modalities: A review. *IEEE Transactions on Pattern Analysis and Machine Intelligence*.
- Tran, D.; Wang, H.; Torresani, L.; Ray, J.; LeCun, Y.; and Paluri, M. 2018. A closer look at spatiotemporal convolutions for action recognition. In *Proceedings of the IEEE conference on Computer Vision and Pattern Recognition*, 6450–6459.
- Wang, Q.; Zhang, Y.; Zheng, Y.; and Pan, P. 2022a. RCL: Recurrent Continuous Localization for Temporal Action Detection. In *Proceedings of the IEEE/CVF Conference on Computer Vision and Pattern Recognition*, 13566–13575.
- Wang, X.; Zhang, S.; Qing, Z.; Shao, Y.; Zuo, Z.; Gao, C.; and Sang, N. 2021. Oadtr: Online action detection with transformers. In *Proceedings of the IEEE/CVF International Conference on Computer Vision*, 7565–7575.
- Wang, Y.; Wu, H.; Zhang, J.; Gao, Z.; Wang, J.; Yu, P.; and Long, M. 2022b. Predrnn: A recurrent neural network for spatiotemporal predictive learning. *IEEE Transactions on Pattern Analysis and Machine Intelligence*.



Yi, F.; Wen, H.; and Jiang, T. 2021. Asformer: Transformer for action segmentation. *arXiv preprint arXiv:2110.08568*.

Zhou, K.; Yang, J.; Loy, C. C.; and Liu, Z. 2021. Learning to prompt for vision-language models. *arXiv preprint arXiv:2109.01134*.