

CourtNet for Infrared Small-Target Detection

Jingchao Peng, Haitao Zhao, Zhengwei Hu, Kaijie Zhao, Zhongze Wang
East China University of Science and Technology
Automation Department, School of Information Science and Engineering

Abstract

Infrared small-target detection (ISTD) is an important computer vision task. ISTD aims at separating small targets from complex background clutter. The infrared radiation decays over distances, making the targets highly dim and prone to confusion with the background clutter, which makes the detector challenging to balance the precision and recall rate. To deal with this difficulty, this paper proposes a neural-network-based ISTD method called CourtNet, which has three sub-networks: the prosecution network is designed for improving the recall rate; the defendant network is devoted to increasing the precision rate; the jury network weights their results to adaptively balance the precision and recall rate. Furthermore, the prosecution network utilizes a densely connected transformer structure, which can prevent small targets from disappearing in the network forward propagation. In addition, a fine-grained attention module is adopted to accurately locate the small targets. Experimental results show that CourtNet achieves the best F1-score on the two ISTD datasets, MFIRST (0.62) and SIRST (0.73).

1 Introduction

Target detection is one of the key technology in the area of computer vision [19, 23, 22]. With the development of deep learning, target detection makes considerable progress, and has become a crucial component of intelligent robotics, autonomous driving applications, smart cities, etc. Among them, infrared small-target detection (ISTD) attracts more

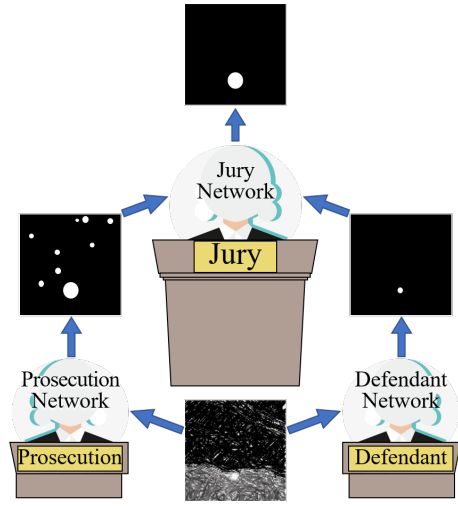


Figure 1: The overall structure of CourtNet. The prosecution network finds all targets; the defendant network filters noise; the jury network makes the final decision.

and more attention because of the great ability to detect at degraded visibility conditions and a great distance. Compared with visible light imaging, infrared imaging offers strong anti-interference and ultra-long-distance detection capability [37]. When the target is far from the infrared detector, it usually occupies a small region, and the target is easily submerged in background clutter and sensor noises. Because of two main characteristics, the small size and the complex background clutter, ISTD is still a big challenge in the field of target detection [31, 32].

The first characteristic of ISTD is the small size of targets. The Society of Photo-Optical Instrumen-

tation Engineers (SPIE) describes a small target as follows: the target size is usually less than 9×9 pixels, and the area proportion is less than 0.15% [3]. When using deep convolution neural networks (DCNNs) for target detection, such a small target is easy to disappear because the feature resolution is gradually reduced in forward propagation [6, 5]. Most of the existing methods simplify DCNNs designed for visible light target detection to alleviate the problem of small targets disappearing [36, 8, 30], but this simplification will bring another problem of insufficient expressive capacity [14].

Current state-of-the-art Vision Transformers (ViT) have surpassed the performance of DCNNs in many fields [9]. The feature resolution of Transformers keeps unchanged with the network going from shallow to deep, which is naturally beneficial for ISTD. However, the original attention module (called coarse-grained attention in this paper, compared to the proposed fine-grained attention) in ViT is performed at patch level, whose size is 16×16 (much larger than the target size). In other words, Transformers can only select the patch where the target is, but cannot accurately locate the target in the patch. Moreover, The original features of infrared images will vanish after multiple blocks on the deep network [38]. The original features contain location and size information of the targets, which is crucial to ISTD.

The second characteristic of ISTD is the complex background clutter. Since the essence of infrared images is to receive thermal radiation, given that the infrared radiation energy of false alarm sources such as thermal light sources, cirrus clouds, and edges and corners of the buildings are similar to that of targets, there will inevitably be many noises in the infrared images [2]. The size of the noises is similar to that of targets, so the detector is easy to regard noises as targets, resulting in a low precision rate of the detector. If we adjust the detector so that it is less sensitive to noises, it will lead to the miss detection of real targets, resulting in a low recall rate of the detector. Therefore, it is important for the detector to balance the precision rate and the recall rate [31, 32].

The existing ensemble methods combine two or more models [31, 32, 28], which respectively focus on the precision rate and the recall rate. But the outputs

of the two detectors are averaged, so that when one of the detectors thinks the target is real but the other detector thinks the target is fake, these methods still need to manually adjust the threshold to balance the precision rate and the recall rate.

Motivated by the above analysis, in this paper, we propose a novel ISTD method called CourtNet, as shown in Fig. 1. CourtNet borrows ideas from court debate, consisting of a prosecution network, a defendant network, and a jury network. The prosecution network finds all suspected targets as much as possible to improve the recall rate; in contrast, the defendant network is quite conservative and avoids considering noise as a target to increase the precision rate. Their outputs are adjudicated by the jury network. The jury network takes the weighted sum of their results to get the final result. So that CourtNet can achieve an adaptive balance of the precision and recall rate. In addition, we propose an adaptive balance loss, which adds an adaptive scaling factor to the loss item representing the precision rate or the recall rate. So that during the training phase, CourtNet can adaptively enhance the precision rate or the recall rate according to a larger loss value. Experiments show that the adaptive balance loss can reduce fluctuations and accelerate convergence.

For the consideration of small targets, a densely connected transformer is proposed as the prosecution network. the densely connected transformer improves the ViT by adopting a dense connection, which can prevent small targets from disappearing in the forward propagation by retaining shallow detail features. In addition to the coarse-grained attention module in ViT, the prosecution network performs fine-grained attention inside each patch to locate the target at pixel level.

In summary, our contributions are summarized below:

1. CourtNet adopts a prosecution-defendant-jury network structure. The prosecution network focuses on improving the recall rate; the defendant network focuses on improving the precision rate; the jury network makes the final decision, adaptively balancing the precision rate and the recall rate.

2. A densely connected transformer is proposed as the prosecution network to prevent small targets from disappearing in the forward propagation by retaining shallow detail features. Complemented with a coarse-grained attention module, the prosecution network performs a fine-grained attention module inside each patch to accurately locate small targets.
3. CourtNet adopts an adaptive balance loss, which can adaptively enhance the loss item which represents the precision rate or the recall rate according to their loss values.

2 Related Works

ISTD methods can largely be divided into traditional methods and deep learning-based methods. Traditional ISTD methods are based on the contrast mechanism of the human visual system, such as DoG [33] and LCM [4]. WSLCM [12] utilized a weighting function and strengthened LCM to consider characters and differences between targets and backgrounds. TLLCM [11] adopted multi-scale multi-layer LCM to deal with infrared small targets of different types and sizes. Considering that the gray values of small targets are usually higher than that of the background, AADCDD [1] took advantage of local gray differences and employed weighting coefficients to detect targets. ADMD [21] utilized directional information to detect targets in high gray-intensity structural backgrounds. MSPCM [20] aggregated multi algorithms to increase the precision rate. These traditional methods work well in simple backgrounds but are disturbed by complex background clutter [37].

Deep-learning-based methods, such as SSD [19], Faster R-CNN [23], YOLO [22], U-Net [24], and so on, achieved excellent results in visible light object detection and segmentation. In order to deal with ISTD, many technologies has been proposed, including model pruning [36, 8, 30], multi-scale fusion [34, 10, 16], multi-modal fusion [25, 29, 26], feature pyramid [27, 35, 15], etc. ACM [5] and ALCNet [6] utilized a top-down global attention module and a bottom-up local attention module to separately

transfer semantic information and context information, and to prevent the disappearance of small targets. However, due to the feature resolution of convolutional networks gradually decreasing, features of small infrared targets can hardly be preserved. As for balancing the precision rate and the recall rate, TS-UCAN [31] utilized two sub-networks in series connection, the first sub-network improves the recall rate, and the second sub-network improves the precision rate. MDvsFA-cGAN [32] and AVILNet [28] utilized multi sub-networks in parallel connection and cooperate with the generative adversarial network (GAN). But they still need to manually adjust the threshold while cannot adaptively balance the precision rate and the recall rate.

3 Proposed Method

In this section, we first overview the architecture of CourtNet. Then we introduce the proposed densely connected transformer and the fine-grained attention module in the denseblock. Finally, we introduce the adaptive balance loss as well as other losses utilized for the training phase.

3.1 Overall Structure

CourtNet consists of a prosecution network, a defendant network, and a jury network, as shown in Fig. 1. Assuming that the infrared image is a suspect, the task of the prosecution network is to find out all targets (crimes), which requires the network to be sensitive to the details and not to miss any targets. The specific details of the prosecution network can be seen in next section (Densely Connected Transformer). The output of the prosecution network is $Y_P = \mathcal{P}(X_0)$, where X_0 is the input, $\mathcal{P}(\cdot)$ is the mapping of the prosecution network.

The task of the defendant network is to fully *defend* the infrared image, which requires the network to be robust to false positive targets. Since the features are fed forward through the blocks to generate new features, the original features containing noises will vanish after multiple blocks, therefore ViT can filter parts of noises. So we use ViT as the defen-

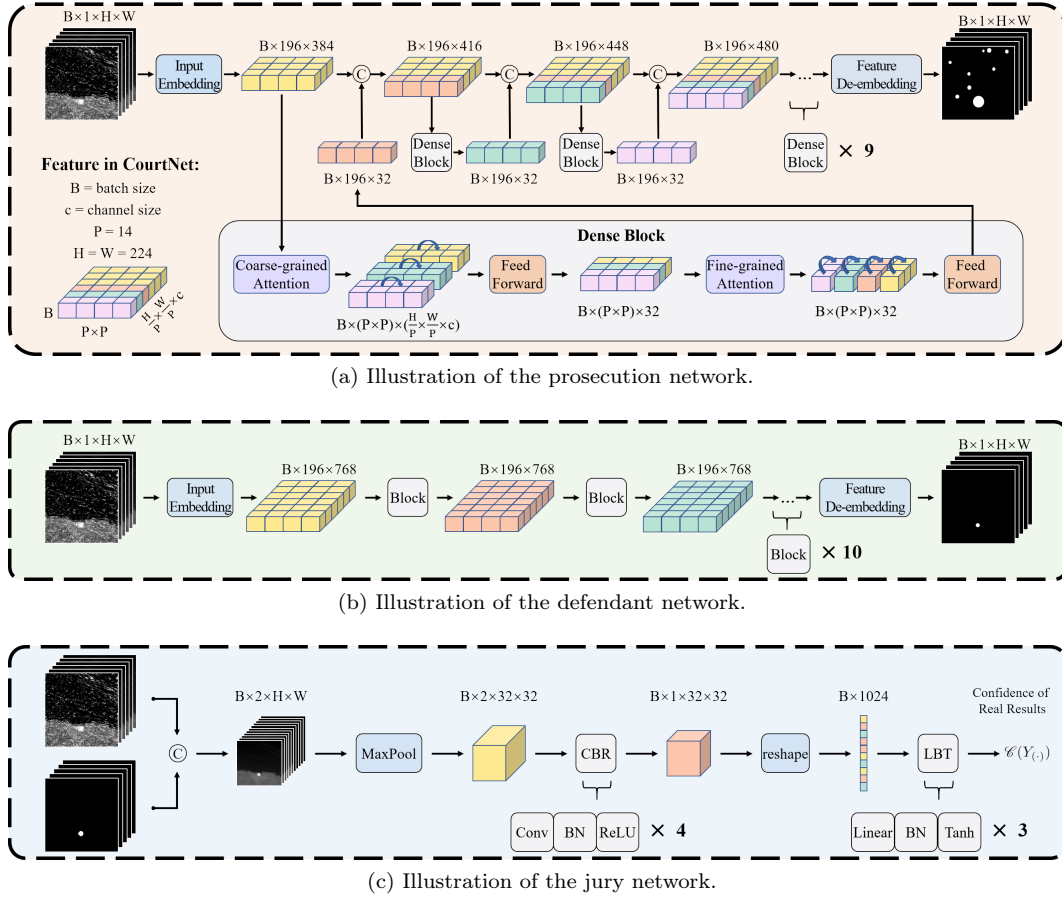


Figure 2: The specific structure of CourtNet.

dant network. The structure of the defendant network is shown in Fig. 2 (b), which consists of an input embedding module, 12 blocks, and a feature de-embedding module. The outputs of the defendant network is $Y_D = \mathcal{D}(X_0)$, where X_0 is the input, $\mathcal{D}(\cdot)$ is the mapping of the defendant network.

The task of the jury network is to judge whether the results $Y_{(\cdot)}$ from the prosecution network or the defendant network are true, its output is the confidence $\mathcal{C}(Y_{(\cdot)}) \in [0, 1]$. Inspired by Wang et al. [32], we adopt a convolution network as the jury network. The structure of the jury network is shown in Fig. 2 (c), the jury network consists of 4 convolution layers and 3 fully connected layers. The final result Y is the weighted sum of the results from the prosecution

network and the defendant network:

$$Y = w_p \times Y_P + w_d \times Y_D, \quad (1)$$

where $w_p = \frac{\mathcal{C}(Y_P)}{\mathcal{C}(Y_P) + \mathcal{C}(Y_D)}$, $w_d = \frac{\mathcal{C}(Y_D)}{\mathcal{C}(Y_P) + \mathcal{C}(Y_D)}$, means the weight of Y_P and Y_D , respectively.

3.2 Densely Connected Transformer

The prosecution network utilizes a densely connected transformer structure, which consists of an input embedding module, 12 dense blocks, and a feature de-embedding module. The structure is shown in Fig. 2 (a). Consider a batch of infrared images $X_0 \in \mathbb{R}^{B \times 1 \times H \times W}$, The batch size is B . Each im-

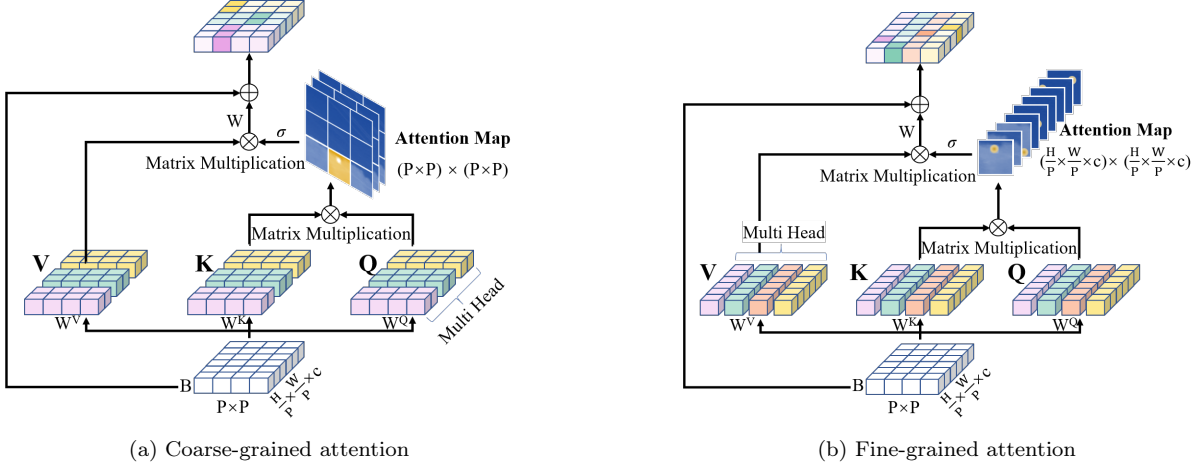


Figure 3: Comparison of the coarse-grained attention and the fine-grained attention.

age has one gray channel and its width and height are W and H , respectively. After the input embedding module, the image is divided into $p \times p$ patches with width, height, and channel of $\frac{H}{p}$, $\frac{W}{p}$, and c , respectively. In other words, $X_0 \in \mathbb{R}^{B \times 1 \times H \times W}$ are encoded as the feature $F_0 \in \mathbb{R}^{B \times P \times C}$, where $P = p \times p$, $C = \frac{H}{p} \times \frac{W}{p} \times c$.

Then the feature F_0 goes through 12 dense blocks to get the final feature F_{12} . Suppose the input of the i -th dense block is $F_{i-1} \in \mathbb{R}^{B \times P \times C_{i-1}}$, the output is $\mathcal{F}(F_{i-1}) \in \mathbb{R}^{B \times P \times 32}$. Then the input feature and output feature are concatenated:

$$F_i = \text{concat}(F_{i-1}, \mathcal{F}(F_{i-1})) \in \mathbb{R}^{B \times P \times C_i}, \quad (2)$$

where $C_i = C_{i-1} + 32$. For the ViT [9], the input feature dimension of each block is equal to the output feature dimension, and the input feature is not preserved. The output feature dimension of our dense block is 32. The input feature is concatenated with the output feature. The advantage of concatenation is to 1) reduce the amount of computation and increase the detection speed, 2) retain original features, which contain location and size information of the targets.

Finally, after the feature de-embedding module, outputs are obtained by Eq. 1. The outputs $Y \in \mathbb{R}^{B \times 1 \times H \times W}$ are binary maps with 0 and 1 indicating

whether each pixel is a target or not.

3.3 Denseblock

The dense block consists of a coarse-grained attention module, a fine-grained attention module, and two feed-forward modules, as shown in grey box of Fig. 2 (a). The structures of the coarse-grained attention module is shown in Fig. 3 (a). The coarse-grained attention module adopts the form of multi-heads, the input feature $F \in \mathbb{R}^{P \times C}$ (not considering the batch here) is divided into n groups, and each group of feature is $F_j \in \mathbb{R}^{P \times \frac{C}{n}}$, $j = 1, \dots, n$. The coarse-grained attention map is calculated by

$$A_{\text{coarse}} = \begin{bmatrix} \cdots & Q_{j-1} K_{j-1}^T & Q_j K_j^T & \cdots \end{bmatrix} \in \mathbb{R}^{P \times P} \quad (3)$$

$j = 1, \dots, n,$

where Q_j and K_j represent query and key, respectively. It is worth noting that the coarse-grained attention map $A_{\text{coarse}} \in \mathbb{R}^{P \times P}$, where P is the number of patches. The function of the coarse-grained attention module is to select patches where the target is located in by weighting patches.

The structures of the fine-grained attention module is shown in Fig. 3 (b). The fine-grained attention module adopts a different grouping method from the coarse-grained attention module and divided F into m groups, each group of feature is

Table 1: Comparison of different methods which were evaluated on MFIRST and SIRST.

| Methods | MFIRST | | | SIRST | | | Time (s per 100 images) |
|------------------|-------------|-------------|-------------|-------------|-------------|-------------|----------------------------|
| | Precision | Recall | F1 | Precision | Recall | F1 | |
| ADMD [21] | 0.41 | 0.44 | 0.36 | 0.57 | 0.69 | 0.54 | 0.09 |
| MSPCM [20] | 0.49 | 0.49 | 0.39 | 0.69 | 0.69 | 0.63 | 222.93 |
| AADCDD [1] | 0.50 | 0.56 | 0.42 | 0.79 | 0.63 | 0.64 | 0.19 |
| TLLCM [11] | 0.58 | 0.46 | 0.45 | 0.78 | 0.59 | 0.61 | 104.78 |
| WSLCM [12] | 0.69 | 0.61 | 0.58 | 0.75 | 0.72 | 0.67 | 162.88 |
| MDvsFA-cGAN [32] | 0.66 | 0.54 | 0.60 | 0.86 | 0.67 | 0.72 | 0.61 |
| ALCNet [6] | 0.72 | 0.55 | 0.58 | 0.78 | 0.69 | 0.70 | 3,39 |
| ACM [5] | 0.72 | 0.58 | 0.58 | 0.71 | 0.66 | 0.66 | 1.78 |
| CourtNet (Ours) | 0.61 | 0.75 | 0.62 | 0.76 | 0.76 | 0.73 | 1.65 |

$F_k \in \mathbb{R}^{\frac{P}{m} \times C}$, $k = 1, \dots, m$. The fine-grained attention map is calculated by

$$A_{\text{fine}} = \begin{bmatrix} \vdots \\ Q_{k-1}^T K_{k-1} \\ Q_k^T K_k \\ \vdots \end{bmatrix} \in \mathbb{R}^{C \times C}, k = 1, \dots, m. \quad (4)$$

Since $C = \frac{H}{P} \times \frac{W}{P} \times c$, this dimension contains not only channel information but also spatial information inside each patch, so the function of the fine-grained attention map is to select and weight position inside each patch.

3.4 Loss Formulation

Given the result of CourtNet as Y and the ground truth as \hat{Y} , we set $Pr = \frac{\Sigma(Y \times \hat{Y})}{\Sigma Y}$. The closer Pr is to 1, the more targets detected by CourtNet are real. Therefore Pr reflects the precision rate. We set $Re = \frac{\Sigma(Y \times \hat{Y})}{\Sigma \hat{Y}}$. The closer Re is to 1, the more real targets are detected by CourtNet. Therefore Re reflects the recall rate. Inspired by Lin et al.[17], we propose an adaptive balance loss:

$$\mathcal{L}_{\text{abl}} = -(1 - Pr)^\gamma \times \log(Pr) - (1 - Re)^\gamma \times \log(Re), \quad (5)$$

where $-(1 - \cdot)^\gamma$, $\gamma \in \mathbb{N}^*$ means adaptive scaling factor, here we set $\gamma = 3$. The adaptive balance loss can adaptively enhance the large loss item. For example, When the precision rate of the current model is high

enough, Pr is close to 1, the value of $(1 - Pr)^\gamma$ is small, and the loss item $(1 - Pr)^\gamma \times \log(Pr)$ has a negligible impact on loss \mathcal{L}_{abl} . On the contrary, when the precision rate of the current model is low, Pr is close to 0, the value of $(1 - Pr)^\gamma$ is large, and the loss item $(1 - Pr)^\gamma \times \log(Pr)$ has a great impact on loss \mathcal{L}_{abl} .

The loss of the prosecution network and the defendant network is

$$\mathcal{L}_P = 10 \times \mathcal{L}_{\text{abl}} - \log(\mathcal{C}(Y_P)), \quad (6)$$

$$\mathcal{L}_D = 10 \times \mathcal{L}_{\text{abl}} - \log(\mathcal{C}(Y_D)), \quad (7)$$

where the loss item $\log(\mathcal{C}(Y_{(\cdot)}))$ makes the output of the prosecution network or the defendant network close to ground truth.

The jury network adopts cross entropy loss:

$$\mathcal{L}_J = -Y^* \log(\mathcal{C}(Y_{(\cdot)})) - (1 - Y^*) \log(1 - \mathcal{C}(Y_{(\cdot)})), \quad (8)$$

where $Y_{(\cdot)}$ refers to the detection results, if $Y_{(\cdot)}$ is the same as the ground truth, $Y^* = 1$, otherwise $Y^* = 0$.

4 Experiments

In this section, we will introduce experimental settings, such as datasets as well as evaluation metrics, and compare CourtNet with other methods.

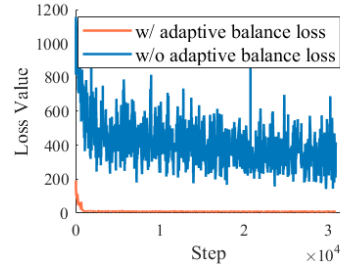
4.1 Experimental Settings

We train and test CourtNet on the PyTorch platform with Ryzen 9 5900X CPU and RTX 3090Ti GPU. First, the prosecution network and the defendant network pre-trained by MAE [13] are adopted to initialize CourtNet. The pre-trained dataset is ImageNet [7], COCO [18], and FLIR mixed dataset, the basic learning rate is $5e-4$, and the number of epochs is 170. Then, we utilize Adam as the optimizer to train CourtNet. The scheduler is warm-up, the warm-up steps are 200, the beginning learning rate is $1e-7$, the max learning rate is $2.5e-5$, and the number of epochs is 100. We use two ISTD datasets, MFIRST [32], and SIRST [5] to evaluate CourtNet. MFIRST contains 9900 training images and 100 test images, and SIRST contains 341 training images and 86 test images. As the same as Wang et al.[32], we use the precision rate, the recall rate, and F1-score to evaluate the binary segmentation result.

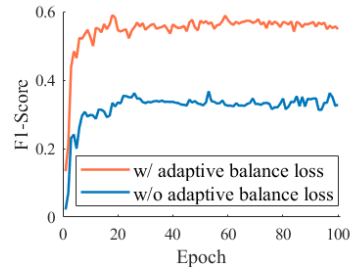
4.2 Comparison with Other Methods

We compare CourtNet with traditional methods (WSLCM [12], TLLCM [11], ADMD [21], MSPCM [20], and AACDD [1]) and deep-learning-based methods (MDvsFA-cGAN [32], ALCNet [6], and ACM [5]). According to [32], only achieving a high precision rate or high recall rate does not necessarily indicate good performance, F-measure shall be the primary evaluation. CourtNet gets the best results for F1-score in two datasets over other methods, as shown in Tab. 1. Specifically, CourtNet achieves 0.62, and 0.73 for F1-score, which is 0.2 and 0.1 higher than the second-best method (MDvsFA-cGAN). Besides, CourtNet achieves the best results in the recall rate (0.75 for MFIRST, 0.76 for SIRST), which demonstrate the effectiveness of the prosecution network. Among deep-learning-based methods, CourtNet has the closest precision rate and recall rate, indicating the effectiveness of the proposed prosecution-defendant-jury network structure in balancing the precision rate and the recall rate.

In terms of detecting speed, although CourtNet integrates three networks, it takes 1.65 seconds for CourtNet to detect 100 images, which is faster than



(a) Comparison loss value of training set.



(b) Comparison F1-score of test set.

Figure 4: Comparison of the training process w/ adaptive balance loss and w/o adaptive balance loss.


five methods (traditional methods: WSLCM, ILCM, and MSPCM; deep-learning-based methods: ALCNet and ACM). This is because 1) the prosecution network and the defendant network are independent and can parallel compute, 2) the jury network has a simple structure and light computing burden.

4.3 Ablation Study

In order to demonstrate the effectiveness of our major contributions, we implement three variations, including 1) pruning the dense connection; 2) pruning the fine-grained module; 3) pruning the jury network. Among them, the first two variations adopt a single model to detect, which cannot add the jury network. The third variation uses the prosecution network and the defendant network proposed in this paper, which prunes the jury network. The comparison results on MFIRST dataset are shown in Tab. 2, where PNet_v1 represents the dense connection

Table 2: Ablation study on the MFIRST dataset. "✓" indicates using the corresponding module, while "×" indicates not. "—" means not suitable.

| | Methods | Dense Connection | Fine-Grained Attention | Jury Network | Precision | Recall | F1 | Flops (GMac) | Params (M) |
|----------|-------------|------------------|------------------------|--------------|-----------|--------|------|--------------|------------|
| Single | ViT | × | × | — | 0.58 | 0.72 | 0.59 | 16.86 | 86.57 |
| | PNet_v1 | ✓ | × | — | 0.60 | 0.61 | 0.55 | 6.43 | 32.79 |
| | PNet | ✓ | ✓ | — | 0.56 | 0.75 | 0.59 | 6.79 | 60.48 |
| Ensemble | CourtNet_v1 | ✓ | ✓ | × | 0.63 | 0.67 | 0.58 | 23.65 | 147.05 |
| | CourtNet | ✓ | ✓ | ✓ | 0.61 | 0.75 | 0.62 | 23.66 | 147.15 |



(a) The prosecution network focuses on the recall rate.

(b) The defendant network focuses on the precision rate.

Figure 5: Qualitative performances of the prosecution-defendant-jury network structure. The red arrow indicates that the targets are detected (Positive), and the red circle means the network does not detect any target in this area (Negative).

transformer without a fine-grained attention module. PNet is the prosecution network of CourtNet. CourtNet_v1 represents using the prosecution network and the defendant network but without the jury network, the final result is the mean of their outputs.

The fine-grained attention module can improve the

detection performance. Compared PNet_v1 with PNet, the detection performance of PNet_v1 (F1-score: 0.59) is better than PNet (F1-score: 0.55). The reason is that the fine-grained attention module is performed inside each patch, enabling the network to pay attention to small targets at the pixel level.

Otherwise, the network just pays attention to small targets at the patch level.

The function of the dense connection is to reduce the dimension of the attention map. According to the principle of tensor addition, the dimension of the input feature must be equal to that of the output feature. If without the dense connection, the dimension of the attention map of the fine-grained attention module must be 768×768 , which is far larger than the available GPU memory. With the dense connection, the dimension of the attention map of the fine-grained attention module is 32×32 (see Sec. Densely Connected Transformer), so that the implementation of the fine-grained attention module is possible.

The prosecution-defendant-jury network structure can improve the detection performance. Compare CourtNet_v1 with CourtNet, with only a small cost of parameters (0.1M) and flops (0.01GMac), CourtNet can achieve a large improvement (4% for F1-score), which shows the effectiveness of the prosecution-defendant-jury network structure.

The adaptive balance loss can reduce fluctuations and accelerate convergence. We compared the training process whether using the adaptive balance loss or not. Without the adaptive balance loss, the formulation of loss is

$$\mathcal{L}_{w/o\ abl} = -\log(Pr) - \log(Re). \quad (9)$$

The loss of the training set and the F1-score of the test set are shown in Fig. 4. Fig. 4 (a) shows that the loss when using the adaptive balance loss has a faster convergence speed and much lower fluctuations than the loss without the adaptive balance loss. This is because when the precision rate (or the recall rate) is good enough, the adaptive balance loss can make the model adaptively optimize the recall rate (or the precision rate). But without the adaptive balance loss, even if the precision rate (or the recall rate) is good enough, the model greedily tries to continue to optimize the precision rate (or the recall rate), resulting in the occurrence of fluctuations of the loss value. As a consequence, the model using the adaptive balance loss can be effectively trained and has a good detection performance, which can be shown in Fig. 4 (b).

4.4 Qualitative Performances

In order to illustrate the detection performance of the prosecution network or the defendant network, as well as whether the jury network can judge their reliability, we select 8 samples from MFIRST for comparison. Fig. 5 shows the infrared images (the first column), the ground truth (the second column), the detection results of each sub-network (the third column for the prosecution network, the fourth column for the defendant network), and the final results after the judgment by the jury network (the last column). The numbers under the detection results represent the weights w_p and w_d in Eq. 1. In Fig. 5, the differences in the detection results of the prosecution network, the defendant network, and the jury network are all pointed out, where the red arrow indicates that the targets are detected (Positive), and the red circle means the network does not detect any target in this area (Negative).

The images in Fig. 5 (a) shows the prosecution network focuses the recall rate. The defendant network fails to recall all of the targets (False Negative), shown in the fourth column of Fig. 5 (a). However, the prosecution network can detect these targets (the third column of Fig. 5 (a)). The jury network gives appropriate weights, where the weights of the prosecution network (0.96, 0.93, 0.71, 0.80) are larger than that of the defendant network (0.04, 0.07, 0.29, 0.20).

The images in Fig. 5 (b) shows the defendant network focuses on the precision rate. Parts of the targets detected by the prosecution network are not real (False Positive), resulting in a low precision rate, which can be seen in the third column of Fig. 5 (b). However, the defendant network can filter these fake targets (the fourth column of Fig. 5 (b)). The jury network gives appropriate weights, where the weights of the defendant network are all 0.99. Fig. 5 demonstrates the effectiveness of the prosecution-defendant-jury network structure.

5 Conclusion

In this paper, we propose a novel ISTD method, called CourtNet. CourtNet borrows ideas from court

debate and utilizes a prosecution-defendant-jury network structure. The prosecution network tries to find all suspected targets to improve the recall rate; the defendant network tries to avoid regarding noises as targets to increase the precision rate. The jury network takes their outputs as inputs, judges their reliability, and weights-sum their outputs to get the final result, so that achieve adaptively balancing the precision and recall rate. To deal with small targets, the prosecution network adopts the densely connected transformer strcture and the fine-grained attention module to accurately locate small targets. Besides, CourtNet adopts an adaptive balance loss, which can reduce fluctuations and accelerate convergence. Extensive experiments on MFIRST and SIRST demonstrate the effectiveness of dealing with the small size and balancing the precision and recall rate. In the future, we will try to integrate the model and adopt other advanced architectures.

References

- [1] Saeid Aghaziyarati, Saed Moradi, and Hasan Talebi. Small infrared target detection using absolute average difference weighted by cumulative directional derivatives. *Infrared Physics & Technology*, 101:78–87, 2019.
- [2] Zhaoyang Cao, Xuan Kong, and Guanghui Wang. False alarm sources detection based on LNIP and local probability distribution in infrared image. In Zhigeng Pan and Xinhong Hei, editors, *Twelfth International Conference on Graphics and Image Processing (ICGIP 2020)*, volume 11720, pages 1 – 10. International Society for Optics and Photonics, SPIE, 2021.
- [3] Philip B. Chapple, Derek C. Bertilone, Robert S. Caprari, Steven Angeli, and Garry N. Newsam. Target detection in infrared and SAR terrain images using a non-Gaussian stochastic model. In Wendell R. Watkins, Dieter Clement, and William R. Reynolds, editors, *Targets and Backgrounds: Characterization and Representation V*, volume 3699, pages 122 – 132. International Society for Optics and Photonics, SPIE, 1999.
- [4] C. L. Philip Chen, Hong Li, Yantao Wei, Tian Xia, and Yuan Yan Tang. A local contrast method for small infrared target detection. *IEEE Transactions on Geoscience and Remote Sensing*, 52(1):574–581, 2014.
- [5] Yimian Dai, Yiquan Wu, Fei Zhou, and Kobus Barnard. Asymmetric contextual modulation for infrared small target detection. In *2021 IEEE Winter Conference on Applications of Computer Vision (WACV)*, pages 949–958, 2021.
- [6] Yimian Dai, Yiquan Wu, Fei Zhou, and Kobus Barnard. Attentional local contrast networks for infrared small target detection. *IEEE Transactions on Geoscience and Remote Sensing*, 59(11):9813–9824, 2021.
- [7] Jia Deng, Wei Dong, Richard Socher, Li-Jia Li, Kai Li, and Li Fei-Fei. Imagenet: A large-scale hierarchical image database. In *2009 IEEE Conference on Computer Vision and Pattern Recognition*, pages 248–255, 2009.
- [8] Lianghui Ding, Xin Xu, Yuan Cao, Guangtao Zhai, Feng Yang, and Liang Qian. Detection and tracking of infrared small target by jointly using ssd and pipeline filter. *Digital Signal Processing*, 110:102949, 2021.
- [9] Alexey Dosovitskiy, Lucas Beyer, Alexander Kolesnikov, Dirk Weissenborn, Xiaohua Zhai, Thomas Unterthiner, Mostafa Dehghani, Matthias Minderer, Georg Heigold, Sylvain Gelly, Jakob Uszkoreit, and Neil Houlsby. An image is worth 16x16 words: Transformers for image recognition at scale. In *International Conference on Learning Representations*, 2021.
- [10] Jinming Du, Huanzhang Lu, Moufa Hu, Luping Zhang, and Xinglin Shen. Cnn-based infrared dim small target detection algorithm using target-oriented shallow-deep features and effective small anchor. *IET Image Processing*, 15(1):1–15, 2021.
- [11] Jinhui Han, Saed Moradi, Iman Faramarzi, Chengyin Liu, Honghui Zhang, and Qian Zhao.

- A local contrast method for infrared small-target detection utilizing a tri-layer window. *IEEE Geoscience and Remote Sensing Letters*, 17(10):1822–1826, 2020.
- [12] Jinhui Han, Saed Moradi, Iman Faramarzi, Honghui Zhang, Qian Zhao, Xiaojian Zhang, and Nan Li. Infrared small target detection based on the weighted strengthened local contrast measure. *IEEE Geoscience and Remote Sensing Letters*, 18(9):1670–1674, 2021.
 - [13] Kaiming He, Xinlei Chen, Saining Xie, Yanghao Li, Piotr Dollár, and Ross Girshick. Masked autoencoders are scalable vision learners. In *2022 IEEE Conference on Computer Vision and Pattern Recognition (CVPR)*, pages 16000–16009, 2022.
 - [14] Xia Hu, Lingyang Chu, Jian Pei, Weiqing Liu, and Jiang Bian. Model complexity of deep learning: a survey. *Knowledge and Information Systems*, 63(10):2585–2619, Oct 2021.
 - [15] Lian Huang, Shaosheng Dai, Tao Huang, Xiangkang Huang, and Haining Wang. Infrared small target segmentation with multiscale feature representation. *Infrared Physics & Technology*, 116:103755, 2021.
 - [16] Moran Ju, Jiangning Luo, Guangqi Liu, and Haibo Luo. Istdet: An efficient end-to-end neural network for infrared small target detection. *Infrared Physics & Technology*, 114:103659, 2021.
 - [17] Tsung-Yi Lin, Priya Goyal, Ross Girshick, Kaiming He, and Piotr Dollár. Focal loss for dense object detection. *IEEE Transactions on Pattern Analysis and Machine Intelligence*, 42(2):318–327, 2020.
 - [18] Tsung-Yi Lin, Michael Maire, Serge Belongie, James Hays, Pietro Perona, Deva Ramanan, Piotr Dollár, and C. Lawrence Zitnick. Microsoft coco: Common objects in context. In David Fleet, Tomas Pajdla, Bernt Schiele, and Tinne Tuytelaars, editors, *Computer Vision – ECCV 2014*, pages 740–755, Cham, 2014. Springer International Publishing.
 - [19] Wei Liu, Dragomir Anguelov, Dumitru Erhan, Christian Szegedy, Scott Reed, Cheng-Yang Fu, and Alexander C. Berg. Ssd: Single shot multi-box detector. In Bastian Leibe, Jiri Matas, Nicu Sebe, and Max Welling, editors, *Computer Vision – ECCV 2016*, pages 21–37, Cham, 2016. Springer International Publishing.
 - [20] Saed Moradi, Payman Moallem, and Mohammad Farzan Sabahi. A false-alarm aware methodology to develop robust and efficient multi-scale infrared small target detection algorithm. *Infrared Physics & Technology*, 89:387–397, 2018.
 - [21] Saed Moradi, Payman Moallem, and Mohammad Farzan Sabahi. Fast and robust small infrared target detection using absolute directional mean difference algorithm. *Signal Processing*, 177:107727, 2020.
 - [22] Joseph Redmon, Santosh Divvala, Ross Girshick, and Ali Farhadi. You only look once: Unified, real-time object detection. In *2016 IEEE Conference on Computer Vision and Pattern Recognition (CVPR)*, pages 779–788, 2016.
 - [23] Shaoqing Ren, Kaiming He, Ross Girshick, and Jian Sun. Faster r-cnn: Towards real-time object detection with region proposal networks. *IEEE Transactions on Pattern Analysis and Machine Intelligence*, 39(6):1137–1149, 2017.
 - [24] Olaf Ronneberger, Philipp Fischer, and Thomas Brox. U-net: Convolutional networks for biomedical image segmentation. In Nassir Navab, Joachim Hornegger, William M. Wells, and Alejandro F. Frangi, editors, *Medical Image Computing and Computer-Assisted Intervention – MICCAI 2015*, pages 234–241, Cham, 2015. Springer International Publishing.
 - [25] Junhwan Ryu and Sungho Kim. Heterogeneous gray-temperature fusion-based deep learning architecture for far infrared small target detection. *Journal of Sensors*, 2019:4658068, Aug 2019.

- [26] Manish Sharma, Mayur Dhanaraj, Srivallabha Karnam, Dimitris G. Chachlakis, Raymond Ptucha, Panos P. Markopoulos, and Eli Saber. Yolors: Object detection in multimodal remote sensing imagery. *IEEE Journal of Selected Topics in Applied Earth Observations and Remote Sensing*, 14:1497–1508, 2021.
- [27] Lars Sommer and Arne Schumann. Deep learning-based drone detection in infrared imagery with limited training data. In Henri Bouma, Radhakrishna Prabhu, Robert James Stokes, and Yitzhak Yitzhaky, editors, *Counterterrorism, Crime Fighting, Forensics, and Surveillance Technologies IV*, volume 11542, pages 1 – 12. International Society for Optics and Photonics, SPIE, 2020.
- [28] Ikhwan Song and Sungho Kim. Avilnet: A new pliable network with a novel metric for small-object segmentation and detection in infrared images. *Remote Sensing*, 13(4), 2021.
- [29] Zizhuang Song, Jiawei Yang, Dongfang Zhang, Shiqiang Wang, and Zheng Li. Semi-supervised dim and small infrared ship detection network based on haar wavelet. *IEEE Access*, 9:29686–29695, 2021.
- [30] Huaichao Wang, Haifeng Li, Hai Zhou, and Xinwei Chen. Low-altitude infrared small target detection based on fully convolutional regression network and graph matching. *Infrared Physics & Technology*, 115:103738, 2021.
- [31] Huan Wang, Manshu Shi, and Hong Li. Infrared dim and small target detection based on two-stage u-skip context aggregation network with a missed-detection-and-false-alarm combination loss. *Multimedia Tools and Applications*, 79(47):35383–35404, Dec 2020.
- [32] Huan Wang, Luping Zhou, and Lei Wang. Miss detection vs. false alarm: Adversarial learning for small object segmentation in infrared images. In *2019 IEEE/CVF International Conference on Computer Vision (ICCV)*, pages 8508–8517, 2019.
- [33] Xin Wang, Guofang Lv, and Lizhong Xu. Infrared dim target detection based on visual attention. *Infrared Physics & Technology*, 55(6):513–521, 2012.
- [34] Dongfang Yang, Xing Liu, Hao He, and Yongfei Li. Air-to-ground multimodal object detection algorithm based on feature association learning. *International Journal of Advanced Robotic Systems*, 16(3):1729881419842995, 2019.
- [35] Yu Zhang, Yan Zhang, Zhiguang Shi, Jinghua Zhang, and Ming Wei. Design and training of deep cnn-based fast detector in infrared suav surveillance system. *IEEE Access*, 7:137365–137377, 2019.
- [36] Zhaoxiang Zhang, Akira Iwasaki, Guodong Xu, and Jianing Song. Cloud detection on small satellites based on lightweight U-net and image compression. *Journal of Applied Remote Sensing*, 13(2):1 – 13, 2019.
- [37] Mingjing Zhao, Wei Li, Lu Li, Jin Hu, Pengge Ma, and Ran Tao. Single-frame infrared small-target detection: A survey. *IEEE Geoscience and Remote Sensing Magazine*, 10(2):87–119, 2022.
- [38] Zhikui Zhu, Jun Ruan, Kehao Wang, Jingfan Zhou, Guanglu Ye, and Chenchen Wu. A densely connected transformer for machine translation. In *2019 12th International Symposium on Computational Intelligence and Design (ISCID)*, volume 1, pages 221–224, 2019.