

Adaptive Piecewise Poly-Sinc Methods for Ordinary Differential Equations

Omar Khalil¹, Hany El-Sharkawy^{1,2}, Maha Youssef³, and Gerd Baumann^{1,4}

¹Mathematics Department, German University in Cairo, New Cairo City, Cairo 11835, Egypt

²Department of Mathematics, Faculty of Science, Ain Shams University, 11566 Abbassia, Cairo, Egypt

³ Institute of Applied Analysis and Numerical Simulation, University of Stuttgart, Pfaffenwaldring 57, D-70569 Stuttgart, Germany

⁴Faculty of Natural Sciences, University of Ulm, Albert-Einstein-Allee 11, D-89069 Ulm, Germany

September 29, 2022

Abstract

We propose a new method of adaptive piecewise approximation based on Sinc points for ordinary differential equations. The adaptive method is a piecewise collocation method which utilizes Poly-Sinc interpolation to reach a preset level of accuracy for the approximation. Our work extends the adaptive piecewise Poly-Sinc method to function approximation, for which we derived an *a priori* error estimate for our adaptive method and showed its exponential convergence in the number of iterations. In this work, we show the exponential convergence in the number of iterations of the *a priori* error estimate obtained from the piecewise collocation method, provided that a good estimate of the exact solution of the ordinary differential equation at the Sinc points exists. We use a statistical approach for partition refinement. The adaptive greedy piecewise Poly-Sinc algorithm is validated on regular and stiff ordinary differential equations.

Keywords— adaptive approximation; Poly-Sinc interpolation; Sinc methods; Lagrange interpolation; initial value problems; boundary value problems; exponential convergence; regular differential equations; stiff differential equations

1 Introduction

Numerous phenomena in engineering, physics, and mathematics are modeled either by initial value problems (IVPs) or by boundary value problems (BVPs) described by ordinary differential equations (ODEs). Accordingly, the numerical solution of IVPs for deterministic and random ODEs is a basic problem in the sciences. For a review of the state of the art on theory and algorithms for numerical initial value solvers, we refer to the monographs [1–7] and the references therein.

Exact solutions may not be available for some ODEs. This has led to the development of a number of methods to estimate the *a posteriori* error, which is based on the residual of the ODE [8], forming the basis for adaptive methods for ODEs. The *a posteriori* error estimates have been derived for different numerical methods, such as piecewise polynomial collocation methods [9, 10] and Galerkin methods [11–14]. An *a posteriori* error estimate in connection with adjoint methods was developed in [15]. Kehlet et al. [16] incorporated numerical round-off errors in their *a posteriori* estimates. An *a posteriori* error estimate based on the variational principle was derived in [17]. Convergence rates for the adaptive approximation of ODEs using *a posteriori* error estimation were discussed in [18, 19]. A less common form is the *a priori* error estimate [8, 20]. Hybrid *a priori*–*a posteriori* error estimates for ODEs were developed in [21, 22]. An advantage of the *a priori* error estimate over the *a posteriori* error estimate is that the *a priori* error estimate does not require the computation of the residual of the ODE. However, some knowledge about the exact solution of the ODE is required for the *a priori* error estimate. It was

shown in [23, 24] that the *a priori* error estimate of the Poly-Sinc approximation is exponentially convergent in the number of Sinc points, provided that the exact solution belongs to the set of analytic functions.

We propose an adaptive piecewise method, in which the points in a given partition are used as partitioning points. This piecewise property allows for a greater flexibility of constructing the polynomials of arbitrary degree in each partition. Recently, we developed an *a priori* error estimate for the adaptive method based on piecewise Poly-Sinc interpolation for function approximation [25]. In this work [25], we used a statistical approach for partition refinement in which we computed the fraction of a standard deviation [26–28] as the ratio of the mean absolute deviation to the sample standard deviation. It was shown in [29] that the ratio approaches $\sqrt{\frac{2}{\pi}} \approx 0.798$ for an infinite number of normal samples. We extend the work [25] for regular and stiff ODEs. In this paper, we discuss the adaptive piecewise Poly-Sinc method for regular and stiff ODEs, and show that the exponentially convergent *a priori* error estimate for our adaptive method differs from that for function approximation [25] by a small constant.

This paper is organized as follows. Section 2 provides an overview of the Poly-Sinc approximation, the residual computation, the indefinite integral approximation, and the collocation method. Section 3 discusses the piecewise collocation method, which is the cornerstone of the adaptive piecewise Poly-Sinc algorithm. In Section 4, we present the adaptive piecewise Poly-Sinc algorithm for ODEs and the statistical approach for partition refinement. We also demonstrate the exponential convergence of the *a priori* error estimate for our adaptive method. We validate our adaptive Poly-Sinc method on regular ODEs and ODEs whose exact solutions exhibit an interior layer, a boundary layer, and a shock layer in Section 5. Finally, we present our concluding remarks in Section 6.

2 Background

2.1 Poly-Sinc Approximation

A novel family of polynomial approximation called Poly-Sinc interpolation which interpolate data of the form $\{x_k, y_k\}_{k=-M}^N$ where $\{x_k\}_{k=-M}^N$ are Sinc points, were derived in [23, 30] and extended in [24]. The interpolation to this type of data is accurate provided that the function y with values $y_k = y(x_k)$ belong to the space of analytic functions [30, 31]. For the ease of presentation and discussion, we assume that $M = N$. Poly-Sinc approximation was developed in order to mitigate the poor accuracy associated with differentiating the Sinc approximation when approximating the derivative of functions [23]. Moreover, Poly-Sinc approximation is characterized by its ease of implementation. Theoretical frameworks on the error analysis of function approximation, quadrature, and the stability of the Poly-Sinc approximation were studied in [23, 24, 32, 33]. Furthermore, Poly-Sinc approximation was used to solve BVPs in ordinary and partial differential equations [31, 34–38]. We start with a brief overview of Lagrange interpolation. Then, we discuss the generation of Sinc points using conformal mappings.

2.1.1 Lagrange Interpolation

Lagrange interpolation is a polynomial interpolation scheme [39], which is constructed by Lagrange basis polynomials

$$u_k(x) = \frac{g(x)}{(x - x_k)g'(x_k)}, \quad k = 1, 2, \dots, m,$$

where $\{x_k\}_{k=1}^m$ are the interpolation points and $g(x) = \prod_{l=1}^m (x - x_l)$. The Lagrange basis polynomials satisfy the property

$$u_k(x_j) = \begin{cases} 1, & \text{if } k = j, \\ 0, & \text{if } k \neq j. \end{cases}$$

Hence, the polynomial approximation in the Lagrange form can be written as

$$y_h(x) = \sum_{k=1}^m y(x_k)u_k(x), \quad (1)$$

where $y_h(x)$ is a polynomial of degree $m - 1$ and it interpolates the function $f(x)$ at the interpolation points, i.e., $y_h(x_k) = y(x_k)$. For Sinc points, the polynomial approximation $y_h(x)$ becomes

$$y_h(x) = \sum_{k=-N}^N y(x_k)u_k(x), \quad (2)$$

where $m = 2N + 1$ is the number of Sinc points. If the coefficients $y(x_k)$ are unknown, then we replace $y(x_k)$ with c_k , and Equations (1) and (2) become

$$y_c(x) = \sum_{k=1}^m c_k u_k(x) \quad (3)$$

and

$$y_c(x) = \sum_{k=-N}^N c_k u_k(x), \quad (4)$$

respectively.

2.1.2 Conformal Mappings and Function Space

We introduce some notations related to Sinc methods [23, 24, 30]. Let $\varphi : D \rightarrow D_d$ be a conformal map that maps a simply connected region $D \subset \mathbb{C}$ onto the strip

$$D_d = \{z \in \mathbb{C} : |\operatorname{Im}(z)| < d\},$$

where d is a given positive number. The region D has a boundary ∂D , and let a and b be two distinct points on ∂D . Let $\psi = \varphi^{-1}$, $\psi : D_d \rightarrow D$ be the inverse conformal map. Let Γ be an arc defined by

$$\Gamma = \{z \in [a, b] : z = \psi(x), x \in \mathbb{R}\},$$

where $a = \psi(-\infty)$ and $b = \psi(\infty)$. For real finite numbers a, b , and $\Gamma \subseteq \mathbb{R}$, $\varphi(x) = \ln((x-a)/(b-x))$ and $x_k = \psi(kh) = (a + be^{kh})/(1 + e^{kh})$ are the Sinc points with spacing $h(d, \beta_s) = \left(\frac{\pi d}{\beta_s N}\right)^{1/2}$, $\beta_s > 0$ [30, 40]. Sinc points can be also generated for semi-infinite or infinite intervals. For a comprehensive list of conformal maps, see [24, 30].

We briefly discuss the function space for y . Let $\rho = e^\varphi$, α_s be an arbitrary positive integer number, and $\mathbb{L}_{\alpha_s, \beta_s}(D)$ be the family of all functions that are analytic in $D = \varphi^{-1}(D_d)$ such that for all $z \in D$, we have

$$|y(z)| \leq C \frac{|\rho(z)|^{\alpha_s}}{[1 + |\rho(z)|]^{\alpha_s + \beta_s}}.$$

We next set the restrictions on α_s, β_s , and d such that $0 < \alpha_s \leq 1$, $0 < \beta_s \leq 1$, and $0 < d < \pi$. Let $\mathbb{M}_{\alpha_s, \beta_s}(D)$ be the set of all functions g defined on D that have finite limits $g(a) = \lim_{z \rightarrow a} g(z)$ and $g(b) = \lim_{z \rightarrow b} g(z)$, where the limits are taken from within D , and such that $y \in \mathbb{L}_{\alpha_s, \beta_s}(D)$, where

$$y = g - \frac{g(a) + \rho g(b)}{1 + \rho}.$$

The transformation guarantees that y vanishes at the endpoints of (a, b) . We assume that y is analytic and uniformly bounded by $\mathcal{B}(y)$, i.e., $|y(x)| \leq \mathcal{B}(y)$, in the larger region

$$D_2 = D \cup_{t \in (a, b)} B(t, r),$$

where $r > 0$ and $B(t, r) = \{z \in \mathbb{C} : |z - t| < r\}$.

2.2 Residual

The residual is used as a measure of the accuracy of the adaptive Poly-Sinc method. The general form of a second-order ODE can be expressed as [41]

$$F(x, y, y', y'') = 0. \quad (5)$$

An exact solution y satisfies (5). If the exact solution y is unknown, we replace it with the approximation y_c and Equation (5) becomes

$$F(x, y_c, y'_c, y''_c) = R(x), \quad (6)$$

where $R(x)$ is the residual. The residual in (6) for the i -th iteration becomes

$$F\left(x, y_c^{(i)}, \left(y_c^{(i)}\right)', \left(y_c^{(i)}\right)''\right) = R^{(i)}(x), \quad i = 1, 2, \dots, \kappa,$$

where κ is the number of iterations.

We will denote the residual for integral and differential equations with R_I and R_D , respectively. The residual is used as an indicator for partition refinement as discussed in Algorithm 4 (see Section 4).

2.3 Error Analysis

We briefly discuss the error analysis for Poly-Sinc approximation over the global interval $[a, b]$. At the end of this section, we will discuss the error analysis of Poly-Sinc approximation for IVPs and BVPs.

For the Poly-Sinc approximation on a finite interval [23, 24, 32, 33, 38], it was shown that

$$\max_{x \in [a, b]} |y(x) - y_h(x)| \leq \frac{A}{r^m} \sqrt{N} e^{-\beta \sqrt{N}},$$

where $y(x)$ is the exact solution and $y_h(x)$ is its Poly-Sinc approximation, A is a constant independent of N , $m = 2N + 1$ is the number of Sinc points in the interval, r is the radius of the ball containing the m Sinc points, and $\beta > 0$ is the convergence rate parameter. On a finite interval $[a, b]$, it was shown that [24, 38]

$$\max_{x \in [a, b]} |y(x) - y_h(x)| \leq A \left| \frac{b-a}{2r} \right|^m N^{3/2} \tanh^{-4} \left(\frac{\eta}{4\sqrt{N}} \right) \exp \left(-\frac{\pi^2 \sqrt{N}}{2\eta} \right), \quad (7)$$

where η is a positive constant. Inequality (7) can be written as

$$\max_{x \in [a, b]} |y(x) - y_h(x)| \leq A \left| \frac{b-a}{2r} \right|^m N^\alpha \exp \left(-\gamma N^\beta \right).$$

Next, we discuss the collocation method for IVPs and BVPs.

2.4 Collocation Method

A collocation method [42, 43] is a technique in which a system of algebraic equations is constructed from the ODE via the use of collocation points. Here, we adopt the Poly-Sinc collocation method [36, 44], in which the collocation points are the Sinc points and the basis functions are the Lagrange polynomials with Sinc points.

2.4.1 Initial Value Problem

The IVP is transformed into an integral equation. We briefly discuss the approximation of indefinite integrals using Poly-Sinc methods ([45] § 9.3). Define

$$(\mathcal{J}^+ w y)(x) = \int_a^x y(t) w(t) dt, \quad (8)$$

where the weight function $w(x)$ is positive on the interval (a, b) and has the property that the moments $\int_a^b x^j w(x) dx$ do not vanish for $j = 0, 1, 2, \dots$. Let A^+ be an $m \times m$ matrix whose entries are

$$[A^+]_{kj} = \int_a^{x_k} u_j(x) w(x) dx,$$

where $u_j(x)$, $j = -N, \dots, N$, are the Lagrange basis polynomials stacked in a vector $L(x) = (u_{-N}(x), \dots, u_N(x))^T$, and $(\cdot)^T$ is the transpose operator. The interpolation points $\{x_j\}_{j=-N}^N$ are the Sinc points generated in the interval $[a, b]$ as discussed in Section 2.1.2.

Then, the indefinite integral (8) can be approximated as

$$\begin{aligned}
(\mathcal{J}_m^+ w y)(x) &= \sum_{j=-N}^N (\mathcal{J}_m^+ w y)(x_j) u_j(x) \\
&\approx \sum_{j=-N}^N \left[\sum_{k=-N}^N y(x_k) [A^+]_{jk} \right] u_j(x) \\
&= \sum_{j=-N}^N u_j(x) \sum_{k=-N}^N y(x_k) [A^+]_{jk} \\
&= L(x)^\top A^+ V y,
\end{aligned}$$

where $V y = (y(x_{-N}), \dots, y(x_N))^\top$. We state the following theorem for IVPs [30].

Theorem 1 (Initial Value Problem ([30] §1.5.8)). *If $y \in \mathbb{M}_{\alpha_s, \beta_s}(D)$, then, for all $N > 1$*

$$\|\mathcal{J}^+ w y - \mathcal{J}_m^+ w y\| = O(\varepsilon_N),$$

where $\varepsilon_N = \sqrt{N} e^{-\beta \sqrt{N}}$.

2.4.2 Boundary Value Problem

For a BVP, the collocation method solves for the unknown coefficients c_k in (3) or (4) by setting

$$R_D(x_k) = 0, \quad k = -N, \dots, N.$$

However, we replace the two equations corresponding to x_{-N} and x_N with the boundary conditions $y(a) = y_a$ and $y(b) = y_b$, respectively. We state the following theorem for BVPs.

Theorem 2 (Boundary Value Problem ([30] §1.5.6)). *If $y \in \mathbb{M}_{\alpha_s, \beta_s}(D)$ and $\mathbf{c} = (c_{-N}, \dots, c_N)^\top$ is a complex vector of order m , such that for some $\delta > 0$,*

$$\left(\sum_{j=-N}^N |y(x_j) - c_j|^2 \right)^{1/2} < \delta,$$

then,

$$\|y - L(x)^\top \mathbf{c}\| < C \varepsilon_N + \delta.$$

3 Piecewise Collocation Method

We discuss the piecewise collocation method, in which the domain $I = [a, b]$ is discretized into $K \in \mathbb{N}$ non-overlapping partitions $I_n = [x^{n-1}, x^n], n = 1, 2, \dots, K-1, x^0 = a, x^K = b$ with $I_K = [x^{K-1}, b]$ and $\cup_{n=1}^K I_n = I = [a, b]$. The space of piecewise discontinuous polynomials can be defined as

$$\mathcal{D}_k(I) = \{v : v|_{I_n} \in \mathbb{P}_k(I_n), \quad n = 1, 2, \dots, K\},$$

where $\mathbb{P}_k(I_n)$ denotes the space of polynomials of degree at most k on I_n . The piecewise collocation method solves the collocation method in Section 2.4 over partitions. The approximate solution in the global partition $[a, b]$ can be written as

$$y_h(x) = \sum_{k=1}^K y_{h,k}(x) \mathbb{1}_{x \in I_k} = \sum_{k=1}^K \mathbb{1}_{x \in I_k} \sum_{j=1}^{m_k} y_{j,k} u_{j,k}(x), \quad (9)$$

where $y_{h,k}(x) = \sum_{j=1}^{m_k} y_{j,k} u_{j,k}(x)$ is the Lagrange interpolation in the k -th partition. The basis functions

$$u_{j,k}(x) = \frac{g_k(x)}{(x - x_{j,k}) g_k'(x_{j,k})}, \quad j = 1, 2, \dots, m_k, \quad k = 1, 2, \dots, K,$$

where $\{x_{j,k}\}_{j=1}^{m_k}$ are the interpolation points in the k -th partition, $g_k(x) = \prod_{l=1}^{m_k} (x - x_{l,k})$, and m_k is the number of points in the k -th partition. The function $\mathbb{1}_{\mathcal{C}}$ is an indicator function which outputs 1 if the condition \mathcal{C} is satisfied and otherwise 0. If the coefficients $y_{j,k}$ are unknown, then we replace $y_{j,k}$ with $c_{j,k}$, and Equation (9) becomes

$$y_c(x) = \sum_{k=1}^K y_{c,k}(x) \mathbb{1}_{x \in I_k} = \sum_{k=1}^K \mathbb{1}_{x \in I_k} \sum_{j=1}^{m_k} c_{j,k} u_{j,k}(x). \quad (10)$$

The residual for the k -th partition can be written as

$$F\left(x, y_{c,k}, (y_{c,k})', (y_{c,k})''\right) = R_k(x), \quad x \in I_k, k = 1, 2, \dots, K.$$

The collocation method solves for the unknowns $c_{j,k}$ by setting $R_k(x_{j,k}) = 0$, $j = 1, 2, \dots, m_k, k = 1, 2, \dots, K$, which we discuss next for IVPs and BVPs.

3.1 Initial Value Problem

In this section, we provide examples for first-order and second-order IVPs.

Relaxation Problem

We discuss the piecewise collocation method for a first-order IVP in integral form. Consider the following relaxation or decay Equation [46] on the interval $[a, b]$

$$\frac{dy(x)}{dx} = -\alpha y(x), \quad y(a) = y_a, \quad (11)$$

where $\alpha > 0$ is the relaxation parameter. The exact solution is $y(x) = y_a \exp(-\alpha(x - a))$. We transform the IVP (11) into an integral form

$$y(x) = y_a - \alpha \int_a^x y(t) dt.$$

The residual becomes

$$R_I(x) = y_c(x) - y_a + \alpha \int_a^x y(t) dt.$$

We approximate the indefinite integral as discussed in Section 2.4.1 and the approximate residual becomes

$$\tilde{R}_I(x, a, y_a, y_c(x)) = y_c(x) - y_a + \alpha(\mathcal{J}_m^+ y_c)(x).$$

The domain $[a, b]$ is partitioned as discussed in Section 3. For the k -th partition, $k = 1, 2, \dots, K$, we replace a with x^{k-1} and y_a with $y_{c,k-1}(x^{k-1})$. The approximate residual becomes

$$\tilde{R}_{I,k}(x, x^{k-1}, y_{c,k-1}(x^{k-1}), y_{c,k}(x)) = y_{c,k}(x) - y_{c,k-1}(x^{k-1}) + \alpha(\mathcal{J}_m^+ y_c)(x), \quad x \in I_k.$$

We remove the equation corresponding to the leftmost Sinc point in each partition, and replace them with the conditions

$$y_c(x^0) = y_a, \quad (12a)$$

$$y_{c,k}(x^{k-1}) = y_{c,k-1}(x^{k-1}), \quad k = 2, 3, \dots, K, \quad (12b)$$

and the set of equations

$$\tilde{R}_{I,k}(x_{j,k}, x^{k-1}, y_{c,k-1}(x^{k-1}), y_{c,k}(x_{j,k})) = 0, \quad j = 2, 3, \dots, m_k, k = 1, 2, \dots, K. \quad (13)$$

The set of equations (12b) is known as the continuity equations at the interior boundaries [47]. The collocation algorithm for the IVP (11) is outlined in Algorithm 1.

Algorithm 1: Piecewise Poly-Sinc Algorithm (IVP (11)).

input : K : number of partitions

m_k : number of Sinc points in the k -th partition

output: $y_c(x)$: approximate solution

Replace $y(x)$ with the global approximate solution (10).

Solve for the $m_k K$ unknowns $\{c_{j,k}\}_{j=1, k=1}^{m_k, K}$ using the initial condition (12a), continuity Equation (12b), and the set of equations for the residual (13).

3.2 Hanging Bar Problem

We discuss the piecewise collocation method for a second-order IVP in integral form. Considering the following IVP on the interval $[a, b]$

$$\begin{aligned} \forall x \in [a, b], \quad & -(\tilde{K}(x)y'(x))' = f(x), \\ & y(a) = y_a, \\ & y'(a) = \tilde{y}_a. \end{aligned} \quad (14)$$

where $y(x)$ is the sought-for solution. In the context of the hanging bar problem [48], $y(x)$ and $\tilde{K}(x)$ are the displacement and the material property of the bar at the position x , respectively. For simplicity, we set $\tilde{K}(x) = 1$. Equation (14) can be written as a system of first-order equations

$$y' = q, \quad q' = -f, \quad y(a) = y_a, \quad q(a) = \tilde{y}_a. \quad (15)$$

The integral form of (15) is

$$y(x) = y_a + \int_a^x q(t) dt, \quad (16)$$

$$q(x) = \tilde{y}_a - \int_a^x f(t) dt. \quad (17)$$

Plugging (17) into (16), we obtain

$$\begin{aligned} y(x) &= y_a + \int_a^x \left[\tilde{y}_a - \int_a^t f(s) ds \right] dt \\ &= y_a + \tilde{y}_a(x-a) - \int_a^x \int_a^t f(s) ds dt. \end{aligned}$$

Using integration by parts $\int u dv = uv - \int v du$ [49] with $u(t) = \int_a^t f(s) ds$,

$$\begin{aligned} \int_a^x \int_a^t f(s) ds dt &= t \int_a^t f(s) ds \Big|_{t=a}^{t=x} - \int_a^x t f(t) dt \\ &= x \int_a^x f(s) ds - \int_a^x t f(t) dt \\ &= x \int_a^x f(s) ds - \int_a^x s f(s) ds \\ &= \int_a^x (x-s) f(s) ds, \end{aligned}$$

where we set $t = s$. Thus, the integral form of the solution to (14) becomes

$$y(x) = y_a + (x-a)\tilde{y}_a - x \int_a^x f(s) ds + \int_a^x s f(s) ds.$$

The residual can be written as

$$R_I(x, a, y_a, \tilde{y}_a, y_c(x)) = y_c(x) - y_a - (x-a)\tilde{y}_a + x \int_a^x f(s) ds - \int_a^x s f(s) ds. \quad (18)$$

Approximating the indefinite integral in (18), the approximate residual becomes

$$\tilde{R}_I(x, a, y_a, \tilde{y}_a, y_c(x)) = y_c(x) - y_a - (x-a)\tilde{y}_a + x(\mathcal{J}_m^+ f)(x) - (\mathcal{J}_m^+ x f)(x). \quad (19)$$

For the k -th partition, $k = 1, 2, \dots, K$, we replace a with x^{k-1} , y_a with $y_{c,k-1}(x^{k-1})$, and \tilde{y}_a with $y'_{c,k-1}(x^{k-1})$. The approximate residual becomes

$$\begin{aligned} \tilde{R}_{I,k}(x, x^{k-1}, y_{c,k-1}(x^{k-1}), y'_{c,k-1}(x^{k-1}), y_c(x)) &= y_{c,k}(x) - y_{c,k-1}(x^{k-1}) \\ &\quad - (x - x^{k-1})y'_{c,k-1}(x^{k-1}) + x(\mathcal{J}_m^+ f)(x) - (\mathcal{J}_m^+ x f)(x), \quad x \in I_k. \end{aligned}$$

We remove the equations corresponding to the leftmost and rightmost Sinc points in each partition, and replace them with the conditions

$$y_c(x^0) = y_a, \quad (20a)$$

$$y'_c(x^0) = \tilde{y}_a, \quad (20b)$$

$$y_{c,k}(x^{k-1}) = y_{c,k-1}(x^{k-1}), \quad k = 2, \dots, K, \quad (20c)$$

$$y'_{c,k}(x^{k-1}) = y'_{c,k-1}(x^{k-1}), \quad k = 2, \dots, K, \quad (20d)$$

and the set of equations

$$\tilde{R}_{I,k}(x_{j,k}, x^{k-1}, y_{c,k-1}(x^{k-1}), y'_{c,k-1}(x^{k-1}), y_{c,k}(x_{j,k})) = 0, \quad (21)$$

$j = 2, \dots, m_k - 1, k = 1, \dots, K$. Equations (20c)–(20d) are known as the continuity equations at the interior boundaries [47]. The collocation algorithm for the IVP (14) is outlined in Algorithm 2.

Algorithm 2: Piecewise Poly-Sinc Algorithm (IVP (14)).

input : K : number of partitions

m_k : number of Sinc points in the k –th partition

output: $y_c(x)$: approximate solution

Replace $y(x)$ with the global approximate solution (10).

Solve for the $m_k K$ unknowns $\{c_{j,k}\}_{j=1, k=1}^{m, K}$ using initial conditions (20a)–(20b), continuity

Equations (20c)–(20d), and the set of equations for the residual (21).

3.3 Boundary Value Problem

The collocation method for the BVP is similar to that of the IVP in Section 3.2, except that we replace the set of equations (20) with

$$y_c(x^0) = y_a, \quad (22a)$$

$$y_c(x^K) = y_b, \quad (22b)$$

$$y_{c,k}(x^{k-1}) = y_{c,k-1}(x^{k-1}), \quad k = 2, 3, \dots, K, \quad (22c)$$

$$y'_{c,k}(x^{k-1}) = y'_{c,k-1}(x^{k-1}), \quad k = 2, 3, \dots, K, \quad (22d)$$

and the set of equations of the residual for the BVP becomes

$$R_{D,k}(x_{j,k}) = 0, \quad j = 2, 3, \dots, m_k - 1, k = 1, 2, \dots, K, \quad (23)$$

where $R_{D,k}$ is the residual of the differential equation in the k –th partition. The piecewise Poly-Sinc collocation algorithm for the BVP is outlined in Algorithm 3.

Algorithm 3: Piecewise Poly-Sinc Algorithm (BVP).

input : K : number of partitions

m_k : number of Sinc points in the k –th partition

output: $y_c(x)$: approximate solution

Replace $y(x)$ with the global approximate solution (10).

Solve for the $m_k K$ unknowns $\{c_{j,k}\}_{j=1, k=1}^{m, K}$ using boundary conditions (22a)–(22b), continuity

Equations (22c)–(22d), and the set of equations for the residual (23).

4 Adaptive Piecewise Poly-Sinc Algorithm

This section introduces the greedy algorithmic approach used in adaptive piecewise Poly-Sinc methods. The core feature used is the non-overlapping properties of Sinc points and the uniform exponential convergence on each partition of the approximation interval. Greedy algorithms seek the “best” candidate of possible solutions at a

given step [50]. Greedy algorithms have been applied to model order reduction for parametrized partial differential equations [51, 52]. The adaptive piecewise Poly-Sinc algorithm is greedy in the sense that it makes a choice that aims to find the “best” approximation for the solution of the ODE in the current step [50]. The algorithm takes an iterative form in which it computes the L^2 norm values of the residual for all partitions constituting the global interval $I = [a, b]$. At the i -th step, the algorithm refines the partitions for which the L^2 norm values of the residual are relatively large. By refining the partitions as discussed above, it is expected that the mean value of the L^2 norm values over all partitions decreases in each step. As the iteration proceeds, the algorithm expects to find the “best” polynomial approximation for the solution of the ODE.

4.1 Algorithm Description

We discuss the adaptive algorithm for the piecewise Poly-Sinc approximation. The following steps of the adaptive algorithm are performed in an iterative loop [53]

SOLVE \rightarrow ESTIMATE \rightarrow MARK \rightarrow REFINE.

The adaptive piecewise Poly-Sinc algorithm is outlined in Algorithm 4. The refinement strategy is performed as follows. For the i -th iteration, we compute the set of L^2 norm values $\left\{ \left\| R_k^{(i)}(x) \right\|_{L^2(I_k^{(i)})} \right\}_{k=1}^{K_i}$ over the K_i partitions, from which the sample mean $\bar{R}_i = \frac{1}{K_i} \sum_{j=1}^{K_i} \left\| R_j^{(i)}(x) \right\|_{L^2(I_j^{(i)})}$ and the sample standard deviation [54]

$$s_i = \frac{1}{\sqrt{K_i - 1}} \sqrt{\sum_{j=1}^{K_i} \left(\left\| R_j^{(i)}(x) \right\|_{L^2(I_j^{(i)})} - \bar{R}_i \right)^2}$$

are computed [26–28]. The residual $R_j^{(i)}(x)$ for the j -th partition and the i -th iteration is discussed in Section 2.2. The partitions with the indices $\mathfrak{J}_i = \left\{ j : \left\| R_j^{(i)}(x) \right\|_{L^2(I_j^{(i)})} - \bar{R}_i \geq \omega_i s_i \right\}$ are marked for refinement, where the statistic [29]

$$\omega_i = \frac{\frac{1}{K_i} \sum_{j=1}^{K_i} \left| \left\| R_j^{(i)}(x) \right\|_{L^2(I_j^{(i)})} - \bar{R}_i \right|}{s_i}.$$

Using Hölder’s inequality for sums with $p = q = 2$ ([55] § 3.2.8), one can show that $\omega_i \leq \sqrt{\frac{K_i - 1}{K_i}} < 1$. We restrict to second-order moments only. The points in the partitions with the indices \mathfrak{J}_i are used as partitioning points and $m = 2N + 1$ Sinc points are inserted in the newly created partitions. The algorithm terminates when the stopping criterion is satisfied. The approximate solution $y_c^{(i)}(x), i = 1, \dots, \kappa$, for the i -th iteration is computed using the collocation method outlined in Algorithms 1 and 2 for IVPs and Algorithm 3 for BVPs. We note that, for partition refinement, the residual is computed in its differential form $R_D(x)$.

The definite integral in the L^2 norm [56] is numerically computed using a Sinc quadrature [30], i.e.,

$$\|f(x)\|_{L^2([a,b])}^2 = \int_a^b |f(x)|^2 dx \approx h \sum_{k=-N}^N \frac{1}{\varphi'(x_k)} f^2(x_k),$$

where $\{x_k\}_{k=-N}^N \in [a, b]$ are the quadrature points, which are also Sinc points, and $\varphi(x)$ is the conformal mapping in Section 2.1.2. The supremum norm on an interval $I = [a, b]$ is approximated as ([57] Table 2.1)

$$\|f(x)\|_I \approx \max \{ |f(x_k)| \}_{k=-N}^N,$$

where $\{x_k\}_{k=-N}^N$ are the Sinc points on I , whose generation is discussed in Section 2.1.2.

4.2 Error Analysis

We state below the main theorem.

Theorem 3 (Estimate of Upper Bound [25]). Let y be in $\mathbb{M}_{\alpha_s, \beta_s}(\varphi)$, analytic and bounded in D_2 , and let $y_h^{(i)}(x)$ be the piecewise Poly-Sinc approximation in the i -th iteration. Let $\xi_i = \arg \max_k |\text{Len}(I_k^{(i)})|$ be the index of the largest partition in the i -th iteration and $\text{Len}(I_k^{(i)})$ be the length of the k -th partition in the i -th iteration. Let K_i be the number of partitions in the i -th iteration. Then, there exists a constant A , independent of the i -th iteration, such that

$$\max_{x \in [a, b]} |y(x) - y_h^{(i)}(x)| \leq K_i E_i,$$

where $E_i = \frac{A}{(2r_{\xi_i})^{m_{\xi_i}}} \lambda^{m_{\xi_i}(i-1)} (b-a)^{m_{\xi_i}}$.

For fitting purposes, we compute the mean value of the error estimate, i.e.,

$$\max_{x \in [a, b]} \frac{1}{K_i} |y(x) - y_h^{(i)}(x)| \leq E_i.$$

We state the following theorem on collocation.

Algorithm 4: Adaptive Piecewise Poly-Sinc Algorithm.

input : Global partition $[a, b]$, threshold $\varepsilon_{\text{stop}}$, N
output: S: set of points
 κ : number of iterations
 $R = \{\bar{R}_i\}_{i=1}^{\kappa}$: set of mean values of $\|R_k^{(i)}(x)\|_{L^2(I_k^{(i)})}$, $k = 1, \dots, K_i$, $i = 1, \dots, \kappa$
 $y_c^{(\kappa)}(x)$: approximate solution

- 1 **init:** $S = \{\}$, $P = \{x^0 = a, x^1 = b\}$, $R = \{\}$
- 2 Start with $2N + 1$ points in the global interval $[a, b]$. Append the points to S and P.
(Solve). Compute $y_c^{(i)}(x)$ for IVP (Sections 3.1 and 3.2) or BVP (Section 3.3).
- 3 **(Estimate).** Compute $\{\|R^{(1)}(x)\|\}_{k=1}^{K_1=1}$ over the global interval $[a, b]$. Append the mean value \bar{R}_1 in R.
- 4 **(Mark).** Set $\mathcal{S}_1 = 1$.
- 5 **(Refine).** Use the points in the partition with index $\mathcal{S}_1 = 1$ as partitioning points. Insert $2N + 1$ Sinc points in each of the newly created partitions. Update S and P.
- 6 Set $i = 2$.
- 7 **while** $\bar{R}_{i-1} > \varepsilon_{\text{stop}}$ **do**
 - 8 **(Solve).** Compute $y_c^{(i)}(x)$ for IVP (Sections 3.1 and 3.2) or BVP (Section 3.3).
 - 9 **(Estimate).** Compute $\left\{ \left\| R_k^{(i)}(x) \right\|_{L^2(I_k^{(i)})} \right\}_{k=1}^{K_i}$ over K_i partitions. Compute the sample mean value \bar{R}_i and the sample standard deviation s_i . Append \bar{R}_i in R.
 - 10 **(Mark).** Identify the partitions with indices $\mathcal{J}_i = \left\{ j : \left\| R_j^{(i)}(x) \right\|_{L^2(I_j^{(i)})} - \bar{R}_i \geq \omega_i s_i \right\}$, $j = 1, \dots, K_i$.
 - 11 **(Refine).** Use the $2N + 1$ points in the partitions with indices \mathcal{J}_i as partitioning points. Insert $2N + 1$ points in each of the newly created partitions. Update S and P.
 - 12 $i \leftarrow i + 1$.
- 13 **end**
- 14 $\kappa \leftarrow i - 1$.

Theorem 4. Let y be in $\mathbb{M}_{\alpha_s, \beta_s}(\varphi)$, analytic and bounded in D_2 , and let $y_c^{(i)}(x)$ be the piecewise Poly-Sinc approximation in the i -th iteration with the estimated coefficients $c_{j,k}^{(i)}$ using the piecewise collocation method in Section 3. Let $m_k^{(i)}$ be the number of points in the k -th partition for the i -th iteration and $n_i = \sum_{k=1}^{K_i} m_k^{(i)}$ be the total number of points in the i -th iteration. Let $\mathbf{c}_i = (c_{1,1}^{(i)}, \dots, c_{1,m_1^{(i)}}^{(i)}, \dots, c_{1,K_i}^{(i)}, \dots, c_{1,m_{K_i}^{(i)}}^{(i)})$ be the $n_i \times 1$ vector of estimated coefficients in $y_c^{(i)}(x)$ and $\mathbf{y}_i = y(x_{j,k}^{(i)})$ be the corresponding vector of the exact values of $y(x)$ at the Sinc points $\{x_{j,k}^{(i)}\}$ with

$$\|\mathbf{c}_i - \mathbf{y}_i\|_1 < \delta, \quad i = 1, 2, \dots, \kappa.$$

Then,

$$\max_{x \in [a,b]} |y(x) - y_c^{(i)}(x)| \leq K_i E_i + \delta \left(\frac{1}{\pi} \ln(\bar{m}) + 1.07618 \right),$$

where $\bar{m} = \max_{k,i} \{m_k^{(i)}\}$ and $\|\cdot\|_1$ denotes the ℓ_1 norm ([58] Ch. 5).

Proof. The derivation follows that of ([30] § 1.5.6).

$$\begin{aligned} \max_{x \in [a,b]} |y(x) - y_c^{(i)}(x)| &= \|y(x) - y_c^{(i)}(x)\|_I \\ &= \|y(x) - y_c^{(i)}(x) + y_h^{(i)}(x) - y_h^{(i)}(x)\|_I \\ &\leq \|y(x) - y_h^{(i)}(x)\|_I + \|y_c^{(i)}(x) - y_h^{(i)}(x)\|_I \\ &\leq \left\| y(x) - y_h^{(i)}(x) \right\|_I + \\ &\quad \left\| \sum_{k=1}^{K_i} \mathbb{1}_{x \in I_k^{(i)}} \sum_{j=1}^{m_k^{(i)}} (c_{j,k}^{(i)} - y_{j,k}^{(i)}) u_{j,k}^{(i)}(x) \right\|_I \\ &\leq K_i E_i + \sum_{k=1}^{K_i} \left\| \sum_{j=1}^{m_k^{(i)}} (c_{j,k}^{(i)} - y_{j,k}^{(i)}) u_{j,k}^{(i)}(x) \right\|_{I_k^{(i)}} \\ &\leq K_i E_i + \sum_{k=1}^{K_i} \left\| \sum_{j=1}^{m_k^{(i)}} |c_{j,k}^{(i)} - y_{j,k}^{(i)}| \cdot |u_{j,k}^{(i)}(x)| \right\|_{I_k^{(i)}} \\ &\leq K_i E_i + \frac{\delta}{K_i} \sum_{k=1}^{K_i} \left\| \sum_{j=1}^{m_k^{(i)}} |u_{j,k}^{(i)}(x)| \right\|_{I_k^{(i)}} \\ &\leq K_i E_i + \frac{\delta}{K_i} \sum_{k=1}^{K_i} \left(\frac{1}{\pi} \ln(m_k^{(i)}) + 1.07618 \right) \\ &\leq K_i E_i + \frac{\delta}{K_i} K_i \left(\frac{1}{\pi} \ln(\bar{m}) + 1.07618 \right) \\ &= K_i E_i + \delta \left(\frac{1}{\pi} \ln(\bar{m}) + 1.07618 \right), \end{aligned}$$

where $\left\| \sum_{j=1}^{m_k^{(i)}} |u_{j,k}^{(i)}(x)| \right\|_{I_k^{(i)}} \approx \frac{1}{\pi} \ln(m_k^{(i)}) + 1.07618$ is the Lebesgue constant for Poly-Sinc approximation [31, 33, 59]. On average, the term $|c_{j,k}^{(i)} - y_{j,k}^{(i)}| < \frac{\delta}{n_i} < \frac{\delta}{K_i \min_k \{m_k^{(i)}\}} < \frac{\delta}{K_i}$. \square

For fitting purposes, we compute the mean value of the error estimate, i.e.,

$$\begin{aligned} \max_{x \in [a,b]} \frac{1}{K_i} |y(x) - y_c^{(i)}(x)| &\leq E_i + \frac{\delta}{K_i} \left(\frac{1}{\pi} \ln(\bar{m}) + 1.07618 \right) \\ &< E_i + \delta \left(\frac{1}{\pi} \ln(\bar{m}) + 1.07618 \right). \end{aligned} \tag{24}$$

5 Results

The results in this section were computed using *Mathematica* [60]. We tested our adaptive algorithm on regular and stiff ODEs. The Sinc spacing is $h = \frac{\pi}{\sqrt{eN}}$. For all examples, we set $e = 1/2$ and the number of points per partition to be constant, i.e., $m_k^{(i)} = m = 2N + 1$. A precision of 200 digits is used.

5.1 Norms

The supremum norm has a theoretical advantage. However, its computation is slower than that of the L^2 norm [25]. Hence, we use the L^2 norm in our computations.

5.2 Initial Value Problem

We test our adaptive piecewise Poly-Sinc algorithm on regular first-order and second-order IVPs.

Example 1 (Relaxation Problem). We start with the relaxation problem in Section 3.1. We set $a = 0$ and the exact solution becomes $y(x) = \exp(-\alpha x)$. We set the exponential decay parameter $\alpha = 20$ and confine the domain of the solution to the interval $[0, 1]$. The approximate solution $y_c(x)$ is computed as discussed in Section 3.1.

We set the number of Sinc points to be inserted in all partitions as $m = 2N + 1 = 5$. The stopping criterion $\epsilon_{\text{stop}} = 10^{-6}$ was used. The algorithm terminates after $\kappa = 7$ iterations and the number of points $|S| = 530$.

Figure 1a shows the approximate solution $y_c^{(7)}(x)$. A proper subset of the set of points S is shown as red dots, which are projected onto the approximate solution $y_c^{(7)}(x)$. This proper subset is used to observe the approximate solution $y_c^{(7)}(x)$. We plot the statistic ω_i as a function of the iteration index i , $i = 2, 3, \dots, 7$, in Figure 1b. The oscillations are decaying and the statistic ω_i is converging to an asymptotic value. The mean value $\bar{\omega}_i \approx 0.6$ is denoted by a horizontal line.

We perform the least-squares fitting of the logarithm of the set R to the logarithm of the upper bound (24). Figure 2a shows the least-squares fitted model (24) to the set R . The dots represent the set R and the solid line represents the least-squares fitted model (24). Figure 2b shows the residual, absolute local approximation error, and the mean value for the last iteration. The mean value \bar{R}_7 is below the threshold value 10^{-6} . The L^2 norm of the approximation error $\|y(x) - y_c^{(7)}(x)\| \approx 1.5 \times 10^{-7}$.

Example 2 (Hanging Bar Problem). We apply the collocation method on the hanging bar problem (14) and $y(x) = e^x(x-1)^2$ [61]. The approximate solution $y_c(x)$ is computed as discussed in Section 3.1.

We set the number of Sinc points to be inserted in all partitions as $m = 2N + 1 = 7$. The stopping criterion $\epsilon_{\text{stop}} = 10^{-6}$ was used. The algorithm terminates after $\kappa = 3$ iterations and the number of points $|S| = 350$.

Figure 3 shows the approximate solution $y_c^{(3)}(x)$. A proper subset of the set of points S is shown as red dots, which are projected onto the approximate solution $y_c^{(3)}(x)$.

We perform the least-squares fitting of the logarithm of the set R to the logarithm of the upper bound (24). Figure 4a shows the least-squares fitted model (24) to the set R . Figure 4b shows the residual, absolute local approximation error, and the mean value for the last iteration. The mean value \bar{R}_3 is below the threshold value 10^{-6} . The L^2 norm of the approximation error $\|y(x) - y_c^{(3)}(x)\| \approx 5.82 \times 10^{-9}$.

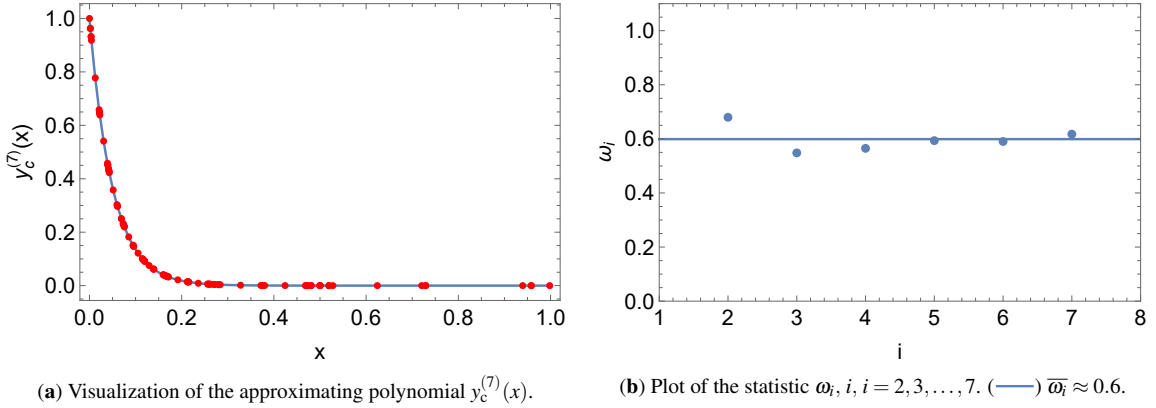


Figure 1: (a) The approximating polynomial $y_c^{(7)}(x)$. A proper subset of the set of points S is shown. (b) Plot of the statistic ω_i . (—) $\bar{\omega}_i \approx 0.6$.

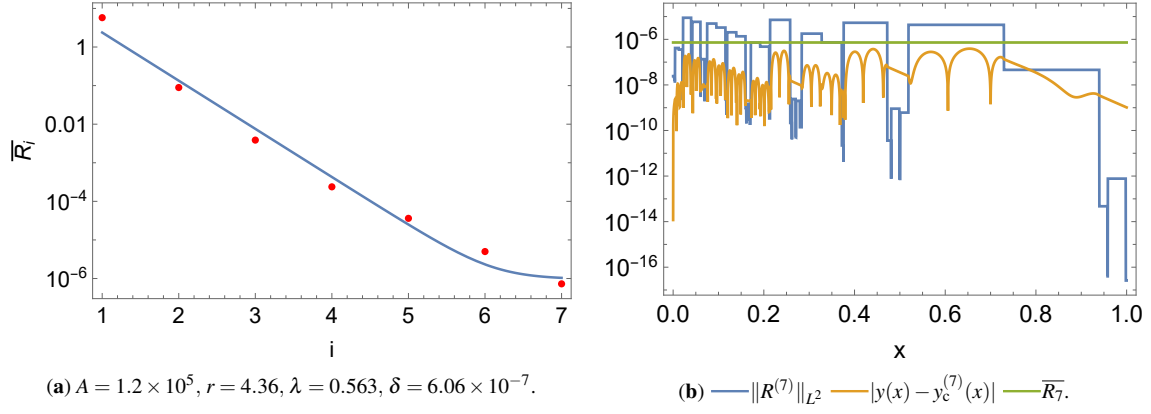


Figure 2: (a) Fitting the upper bound (24) with the set R . (b) Visualization of the residual, absolute local approximation error, and the mean value.

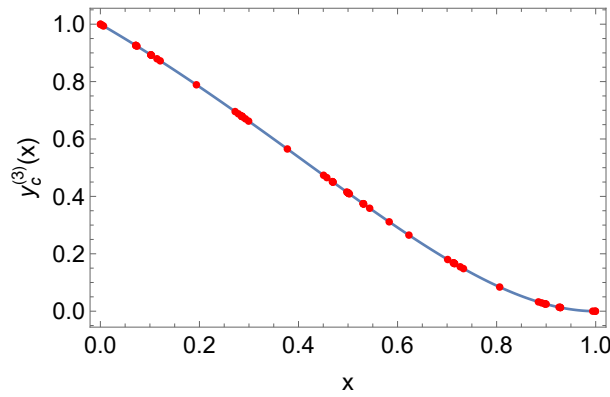


Figure 3: The approximating polynomial $y_c^{(3)}(x)$. A proper subset of the set of points S is shown.

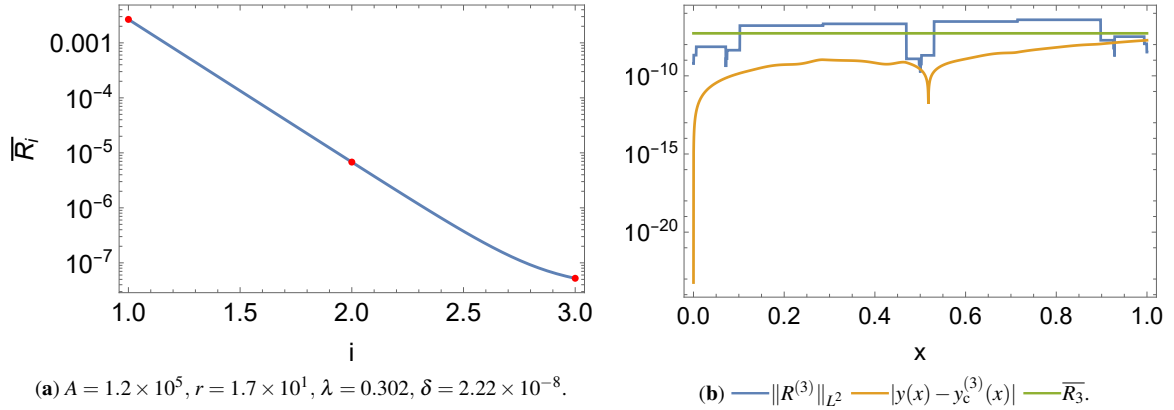


Figure 4: (a) Fitting the upper bound (24) with the set R . (b) Visualization of the residual, absolute local approximation error and the mean value.

5.3 Boundary Value Problem

We discuss a number of stiff BVPs [8] based on the general linear second-order BVP

$$-(a(x)y')' + b(x)y' + c(x)y = f(x), \quad x \in [0, 1], \quad (25)$$

where $a(x) > 0$, $b(x)$, $c(x)$ are the coefficients, and $f(x)$ is the source term.

Example 3. We study the BVP (25) with $a(x) = x + 0.01$, $b(x) = c(x) = 0$, and $f(x) = 1$. The exact solution is

$$y(x) = c_1 \ln(1 + 100x) + c_2 - x,$$

where $c_1 = 1/\ln(101)$ and $c_2 = 0$ are obtained from the boundary conditions $y(0) = y(1) = 0$. The exact solution experiences a boundary layer near $x = 0$.

We set the number of Sinc points to be inserted in all partitions as $m = 2N + 1 = 5$. The stopping criterion $\varepsilon_{\text{stop}} = 10^{-6}$ was used. The algorithm terminates after $\kappa = 10$ iterations and the number of points $|\mathcal{S}| = 2055$.

Figure 5a shows the approximate solution $y_c^{(10)}(x)$. A proper subset of the set of points \mathcal{S} is shown as red dots, which are projected onto the approximate solution $y_c^{(10)}(x)$. We plot the statistic ω_i as a function of the iteration index i , $i = 2, 3, \dots, 10$, in Figure 5b. It is observed that the oscillations are decaying and the statistic ω_i is converging to an asymptotic value. The mean value $\bar{\omega}_i \approx 0.64$.

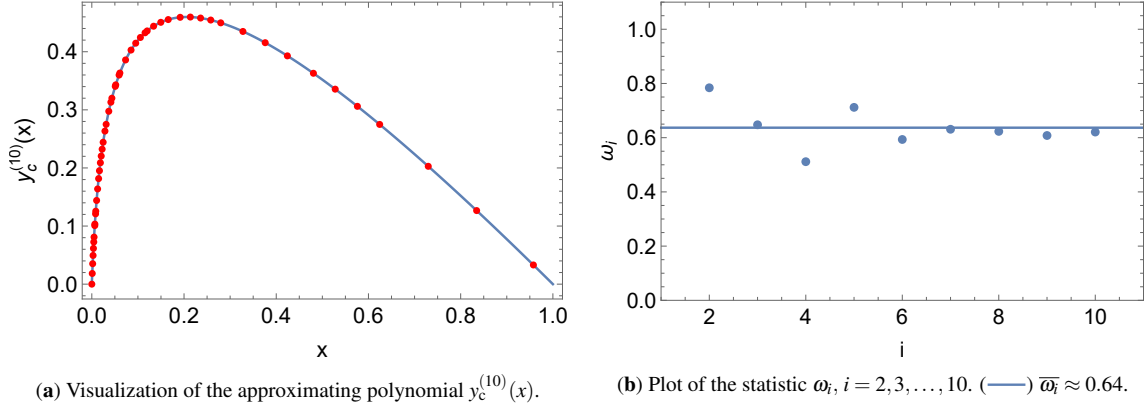


Figure 5: (a) The approximating polynomial $y_c^{(10)}(x)$. A proper subset of the set of points \mathcal{S} is shown. (b) Plot of the statistic ω_i . (—) $\bar{\omega}_i \approx 0.64$.

We perform the least-squares fitting of the logarithm of the set \mathcal{R} to the logarithm of the upper bound (24). Figure 6a shows the least-squares fitted model (24) to the set \mathcal{R} . Figure 6b shows the residual, absolute local approximation error, and the mean value for the last iteration. The plot of the L^2 norm values of the residual over the partitions demonstrates that fine partitions are formed near $x = 0$ due to the presence of the boundary layer. The mean value \bar{R}_{10} is below the threshold value 10^{-6} . The L^2 norm of the approximation error $\|y(x) - y_c^{(10)}(x)\| \approx 1.12 \times 10^{-8}$. The threshold value in [8] is 0.05.

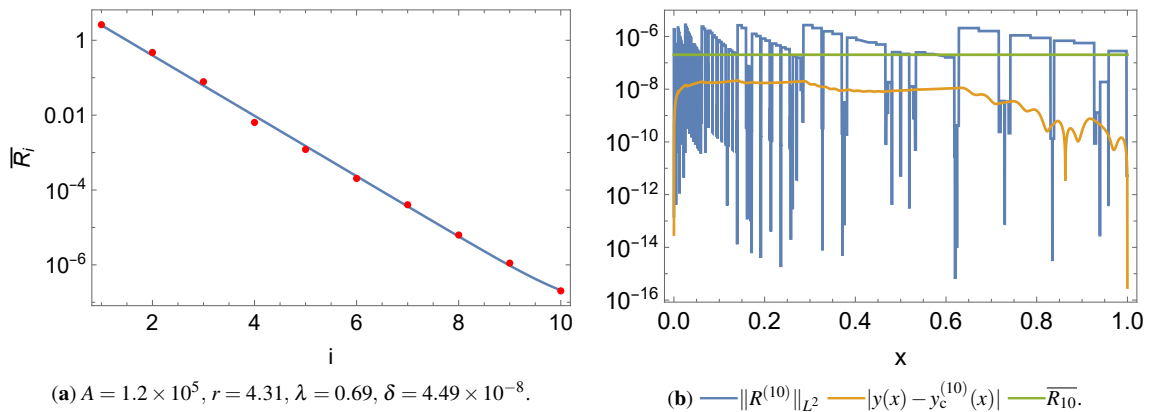


Figure 6: (a) Fitting the upper bound (24) with the set \mathcal{R} . (b) Visualization of the residual, absolute local approximation error, and the mean value.

Example 4. We study the BVP (25) with $a(x) = 0.01$, $b(x) = 0$, $c(x) = 1$, and $f(x) = 1/x$. Using the variation of parameters method [62], the exact solution of this problem is

$$y(x) = -5\text{Ei}(-10x)\exp(10x) + 5\text{Ei}(10x)\exp(-10x) + c_1\exp(10x) + c_2\exp(-10x),$$

where $\text{Ei}(x) = \int_{-\infty}^x \frac{\exp(t)}{t} dt$ is the exponential integral function [55] and

$$c_1 = -c_2 = \frac{-5\text{Ei}(-10)\exp(10) + 5\text{Ei}(10)\exp(-10)}{\exp(-10) - \exp(10)}.$$

The exact solution $y(x)$ experiences a boundary layer near $x = 0$ and a slope change at approximately $x = 0.5$. Equation (25) is multiplied by the factor x so that the residual $R(x)$ does not contain a singularity at $x = 0$.

We set the number of Sinc points to be inserted in all partitions as $m = 2N + 1 = 5$. The stopping criterion $\varepsilon_{\text{stop}} = 10^{-6}$ was used. The algorithm terminates after $\kappa = 9$ iterations and the number of points $|\mathcal{S}| = 1630$.

We perform the least-squares fitting of the logarithm of the set \mathcal{R} to the logarithm of the upper bound (24). Figure 7a shows the least-squares fitted model (24) to the set \mathcal{R} . Figure 7b shows the residual, absolute local approximation error, and the mean value for the last iteration. The plot of the L^2 norm values of the residual over the partitions shows that fine partitions are formed near $x = 0$ due to the presence of the boundary layer. The mean value \bar{R}_9 is below the threshold value 10^{-6} . The L^2 norm of the approximation error $\|y(x) - y_c^{(9)}(x)\| \approx 1.6 \times 10^{-6}$. The threshold value in [8] is 0.01.

The approximating polynomial $y_c^{(9)}(x)$ and a proper subset of the set of points \mathcal{S} are shown in Figure 8a. The corresponding plot for the statistic ω_i is shown in Figure 8c. The oscillations are decaying and the mean value $\bar{\omega}_i \approx 0.66$. It was mentioned that Equation (25) was multiplied by the factor x so that the residual $R(x)$ does not contain a singularity at $x = 0$. We replace the residual $R(x)$ with the quantity $y(x) - y_c(x)$ in Algorithm 4 and the BVP (25) contains the term $1/x$. We set the number of Sinc points to be inserted in all partitions as $m = 2N + 1 = 5$. The stopping criterion $\varepsilon_{\text{stop}} = 10^{-6}$ was used. The algorithm terminates after $\kappa = 8$ iterations and the number of points $|\mathcal{S}| = 730$, which is smaller than the one obtained from multiplying the residual by x . This is expected since the exact solution $y(x)$ is used. The approximating polynomial $y_c^{(8)}(x)$ and a proper subset of the set of points \mathcal{S} are shown in Figure 8b. The corresponding plot for the statistic ω_i is shown in Figure 8d. The mean value $\bar{\omega}_i \approx 0.61$. It is observed that the statistic ω_i oscillates around the mean $\bar{\omega}_i \approx 0.61$.

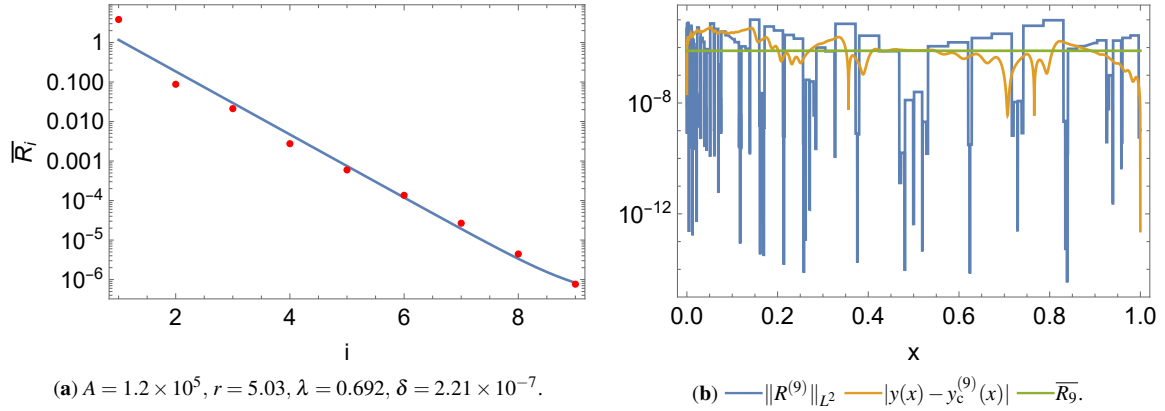


Figure 7: (a) Fitting the upper bound (24) with the set \mathcal{R} . (b) Visualization of the residual, absolute local approximation error, and the mean value.

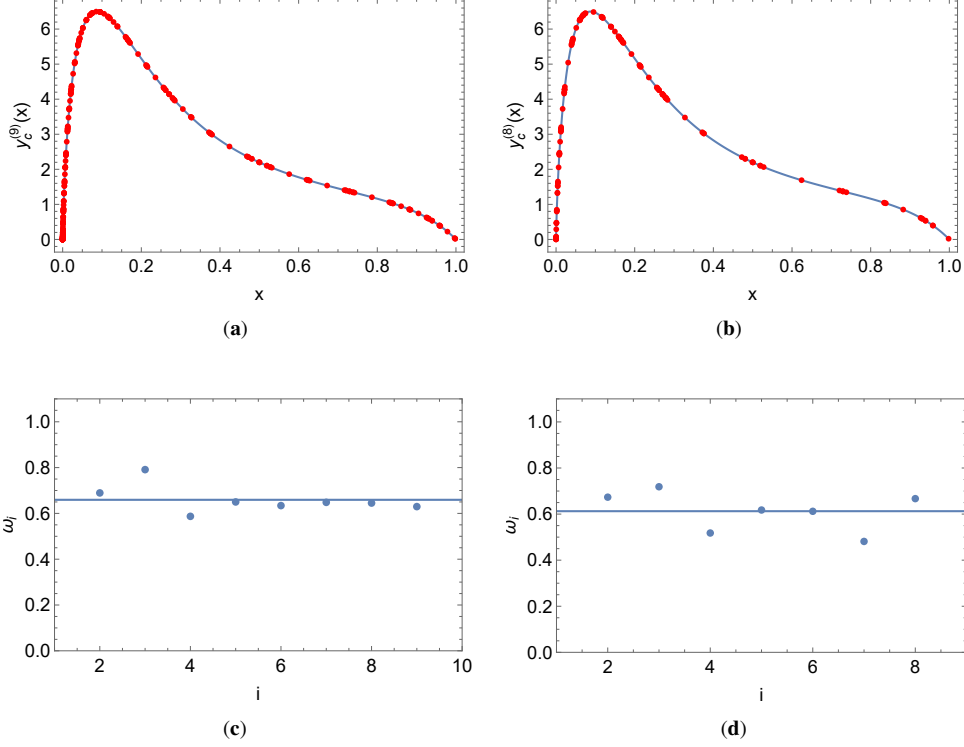


Figure 8: Visualization of the approximating polynomial and statistic ω_i . **(a)** Approximating polynomial $y_c^{(9)}(x)$ obtained by multiplying Equation (25) by x . **(b)** Approximating polynomial $y_c^{(8)}(x)$ obtained by $y(x) - y_c(x)$. **(c)** Plot of ω_i , $i = 2, 3, \dots, 9$. (—) $\bar{\omega}_i \approx 0.66$. **(d)** Plot of ω_i , $i = 2, 3, \dots, 8$. (—) $\bar{\omega}_i \approx 0.61$.

Example 5. We study a variation of Example 4, in which the source term $f(x) = \frac{1}{\sqrt{x}}$. Even though the source term has a singularity at $x = 0$, its definite integral over the domain $[0, 1]$ is finite. The exact solution [62] is

$$y(x) = c_1 \exp(-10x) + c_2 \exp(10x) + \exp(10x) \left(-5 \left(\sqrt{\frac{\pi}{10}} \operatorname{erf}(\sqrt{10x}) \right) \right) - \exp(-10x) \left(-5 \left(\sqrt{\frac{\pi}{10}} \operatorname{erfi}(\sqrt{10x}) \right) \right),$$

where

$$c_1 = -c_2 = -\frac{\sqrt{\frac{5\pi}{2}} (e^{20} \operatorname{erf}(\sqrt{10}) - \operatorname{erfi}(\sqrt{10}))}{e^{20} - 1},$$

$\operatorname{erf}(x) = \frac{2}{\sqrt{\pi}} \int_0^x e^{-t^2} dt$ ([55] § 7.1.1) is the error function, $\operatorname{erfi}(x) \equiv -i \operatorname{erf}(ix) = \frac{2}{\sqrt{\pi}} \int_0^x e^{t^2} dt$ [63], and $i^2 = -1$. The solution $y(x)$ has a boundary layer near $x = 0$. Equation (25) is multiplied by the factor \sqrt{x} so that the residual $R(x)$ does not contain a singularity at $x = 0$.

We set the number of Sinc points to be inserted in all partitions as $m = 2N + 1 = 5$. The stopping criterion $\epsilon_{\text{stop}} = 10^{-6}$ was used. The algorithm terminates after $\kappa = 7$ iterations and the number of points $|\mathcal{S}| = 1183$.

We performed least-squares fitting of the logarithm of the set \mathcal{R} to the logarithm of the upper bound (24). Figure 9a shows the least-squares fitted model (24) to the set \mathcal{R} . Figure 9b shows the residual, absolute local approximation error, and the mean value for the last iteration. Fine partitions are formed near $x = 0$ due to the presence of the boundary layer, as seen in the plot of the L^2 norm values of the residual over the partitions. The mean value \bar{R}_7 is below the threshold value 10^{-6} . The L^2 norm of the approximation error $\|y(x) - y_c^{(7)}(x)\| \approx 2.18 \times 10^{-7}$.

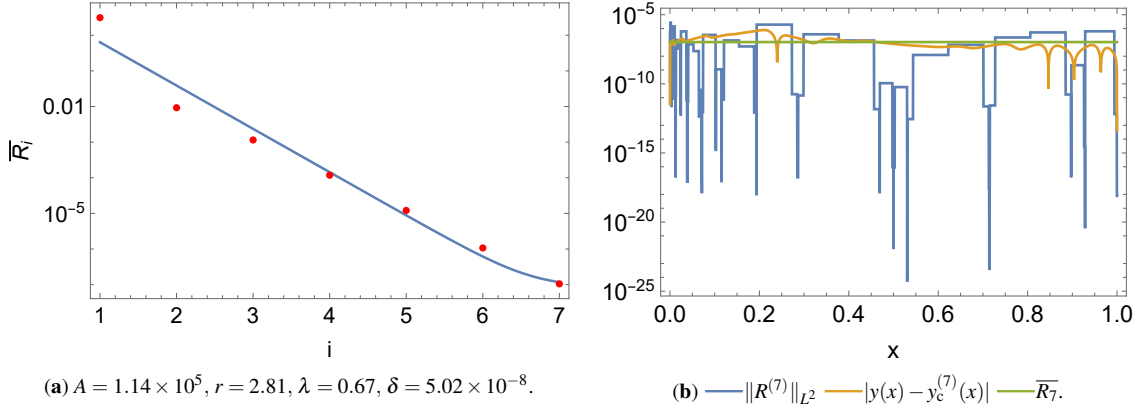


Figure 9: (a) Fitting the upper bound (24) with the set R . (b) Visualization of the residual, absolute local approximation error, and the mean value.

The approximating polynomial $y_c^{(7)}(x)$ and a proper subset of the set of points S are shown in Figure 10a. The corresponding plot for the statistic ω_i is shown in Figure 10c. The statistic ω_i oscillates around the median value $\bar{\omega}_i \approx 0.49$. It was mentioned that Equation (25) was multiplied by the factor \sqrt{x} so that the residual $R(x)$ does not contain a singularity at $x = 0$. We replace the residual $R(x)$ with the quantity $y(x) - y_c(x)$ in Algorithm 4 and the BVP (25) contains the term $1/\sqrt{x}$. We set the number of Sinc points to be inserted in all partitions as $m = 2N + 1 = 5$. The stopping criterion $\epsilon_{\text{stop}} = 10^{-6}$ was used. The algorithm terminates after $\kappa = 6$ iterations and the number of points $|S| = 595$, which is smaller than the one obtained by multiplying the residual by \sqrt{x} . This is expected since the exact solution $y(x)$ is used. The approximating polynomial $y_c^{(6)}(x)$ and a proper subset of the set of points S are shown in Figure 10b. The corresponding plot for the statistic ω_i is shown in Figure 10d. The oscillations are decaying and the statistic ω_i is converging to an asymptotic value. The mean value $\bar{\omega}_i$ is 0.58.

Example 6. We study a variation of Example 4, in which the source term $f(x) = \frac{\exp(x)-1}{x}$. The source term has a removable singularity at $x = 0$, since $\lim_{x \rightarrow 0} f(x) = 1$. The algorithm can directly solve the BVP, even though the residual contains the term $\frac{\exp(x)-1}{x}$. The exact solution [62] is

$$y(x) = c_1 \exp(-10x) + c_2 \exp(10x) - 5 \exp(10x)(Ei(-9x) - Ei(-10x)) + 5 \exp(-10x)(Ei(11x) - Ei(10x)),$$

where

$$c_1 = \frac{5(e^{20}Ei(-10) - e^{20}Ei(-9) - Ei(10) + Ei(11) - e^{20}\ln(\frac{10}{9}) - e^{20}\ln(\frac{11}{10}))}{e^{20} - 1}$$

and

$$c_2 = \frac{5(-e^{20}Ei(-10) + e^{20}Ei(-9) + Ei(10) - Ei(11) + \ln(\frac{10}{9}) + \ln(\frac{11}{10}))}{e^{20} - 1}.$$

We set the number of Sinc points to be inserted in all partitions as $m = 2N + 1 = 5$. The stopping criterion $\epsilon_{\text{stop}} = 10^{-6}$ was used. The algorithm terminates after $\kappa = 8$ iterations and the number of points $|S| = 605$.

Figure 11a shows the approximate solution $y_c^{(8)}(x)$. A proper subset of the set of points S is shown as red dots, which are projected onto the approximate solution $y_c^{(8)}(x)$. We plot the statistic ω_i as a function of the iteration index i , $i = 2, 3, \dots, 8$, in Figure 11b. The oscillations are decaying and the statistic ω_i is converging to an asymptotic value. The mean value $\bar{\omega}_i \approx 0.65$.

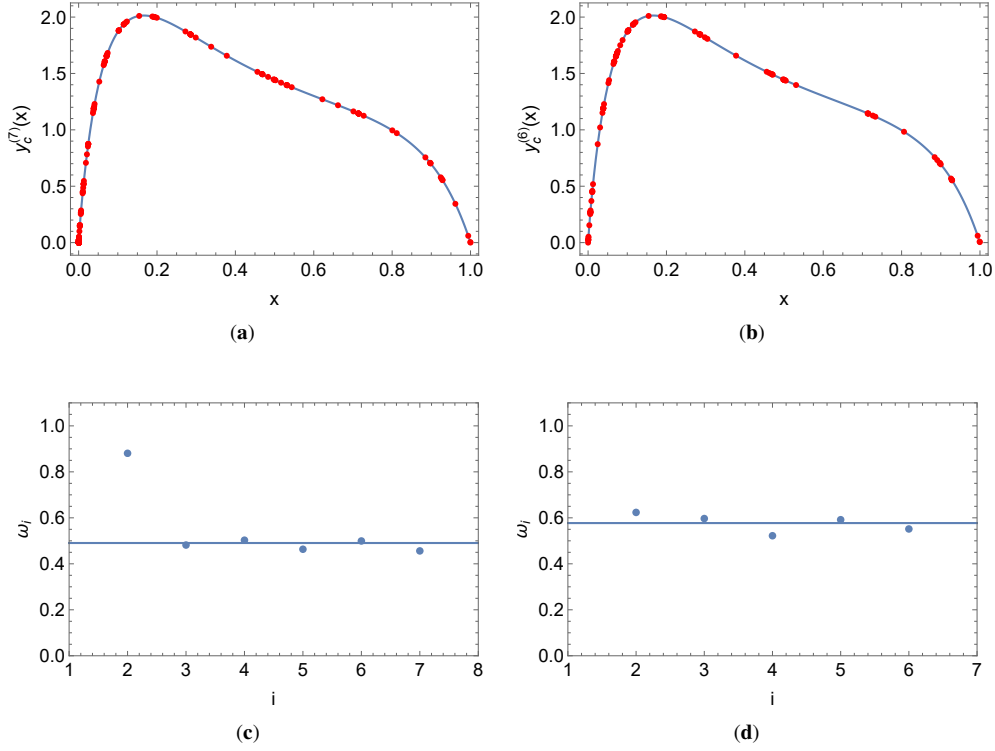


Figure 10: Visualization of the approximating polynomial and the statistic ω_i . (a) Approximating polynomial $y_c^{(7)}(x)$ obtained from multiplying Equation (25) by x . (b) Approximating polynomial $y_c^{(6)}(x)$ obtained from $y(x) - y_c(x)$. (c) Plot of ω_i , $i = 2, 3, \dots, 7$. (—) $\bar{\omega}_i \approx 0.49$. (d) Plot of ω_i , $i = 2, 3, \dots, 6$. (—) $\bar{\omega}_i \approx 0.58$.

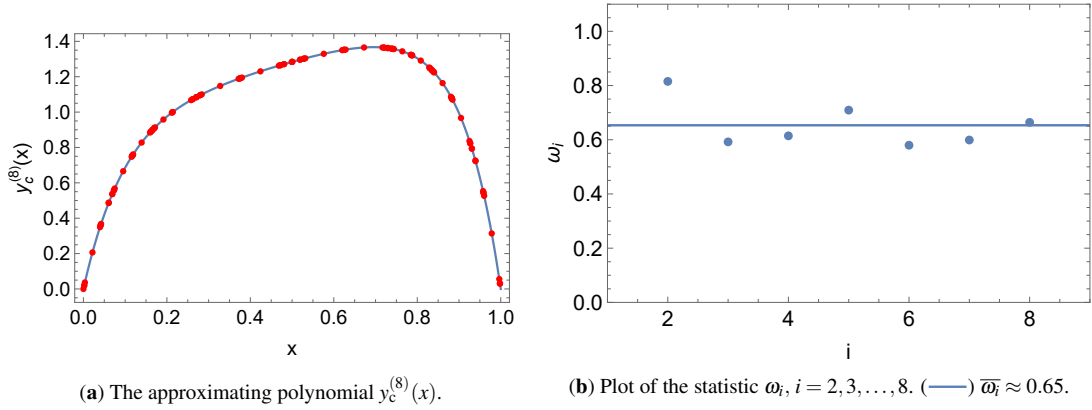


Figure 11: (a) The approximating polynomial $y_c^{(8)}(x)$. A proper subset of the set of points S is shown. (b) Plot of the statistic ω_i . (—) $\bar{\omega}_i \approx 0.65$.

We perform the least-squares fitting of the logarithm of the set R to the logarithm of the upper bound (24). Figure 12a shows the least-squares fitted model (24) to the set R . Figure 12b shows the residual, absolute local approximation error, and the mean value for the last iteration. The mean value $R_{\bar{g}}$ is below the threshold value 10^{-6} . The L^2 norm of the approximation error $\|y(x) - y_c^{(10)}(x)\| \approx 3.1 \times 10^{-7}$.

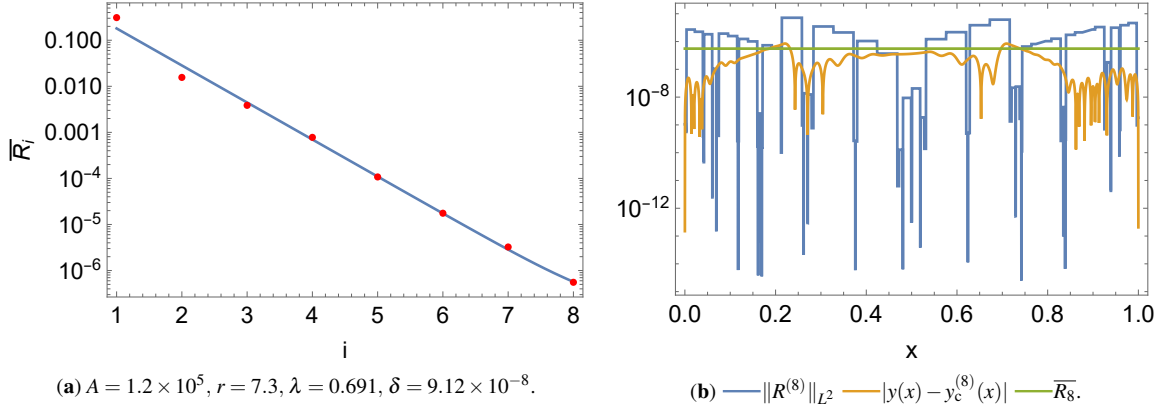


Figure 12: (a) Fitting the upper bound (24) with the set R . (b) Visualization of the residual, absolute local approximation error, and the mean value.

Example 7. We study the BVP (25) with $a(x) = 0.02$, $b(x) = 1$, $c(x) = 0$, and $f(x) = 1$. The exact solution is given by

$$y(x) = c_1 + c_2 \exp(50x) + x,$$

where $c_1 = -c_2 = \frac{1}{-1 + \exp(50)}$. The solution $y(x)$ has a boundary layer near $x = 1$.

We set the number of Sinc points to be inserted in all partitions as $m = 2N + 1 = 5$. The stopping criterion $\varepsilon_{\text{stop}} = 10^{-6}$ was used. The algorithm terminates after $\kappa = 9$ iterations and the number of points $|S| = 1055$.

Figure 13a shows the approximate solution $y_c^{(9)}(x)$. A proper subset of the set of points S is shown as red dots, which are projected onto the approximate solution $y_c^{(9)}(x)$. We plot the statistic ω_i as a function of the iteration index i , $i = 2, 3, \dots, 9$, in Figure 13b. The oscillations are decaying and the statistic ω_i is converging to an asymptotic value. The mean value $\overline{\omega_i}$ is 0.62.

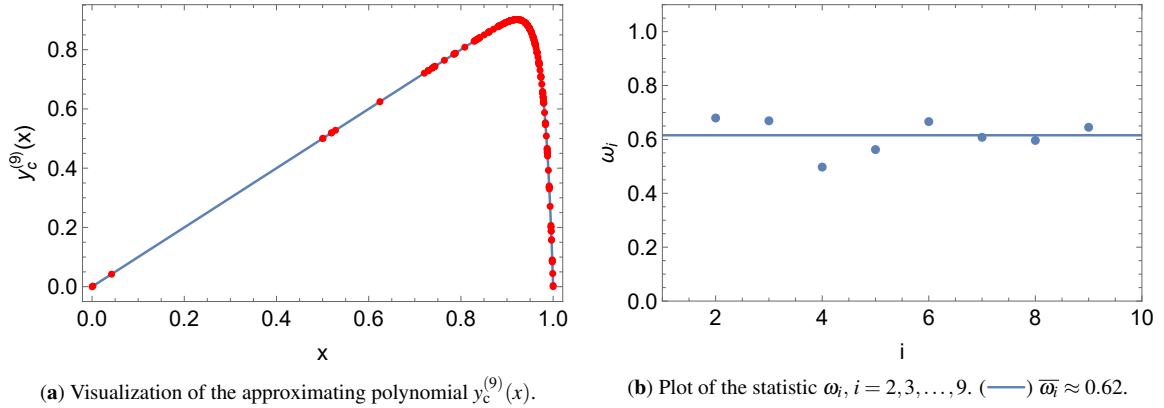


Figure 13: (a) The approximating polynomial $y_c^{(9)}(x)$. A proper subset of the set of points S is shown. (b) Plot of the statistic ω_i . (—) $\overline{\omega_i} \approx 0.62$.

We perform the least-squares fitting of the logarithm of the set R to the logarithm of the upper bound (24). Figure 14a shows the least-squares fitted model (24) to the set R . Figure 14b shows the residual, absolute local approximation error, and the mean value for the last iteration. The plot of the L^2 norm values of the residual over the partitions shows that fine partitions are formed near $x = 1$ due to the presence of the boundary layer. One observation is that the mean value $\overline{R_9}$ is below the threshold value 10^{-6} . The L^2 norm of the approximation error $\|y(x) - y_c^{(9)}(x)\| \approx 2.36 \times 10^{-8}$ and the threshold value in [8] is 0.02.

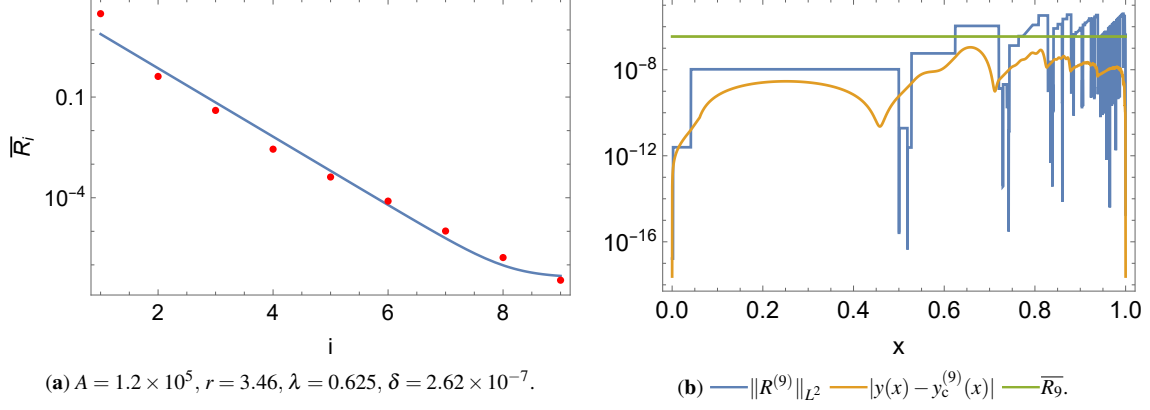


Figure 14: (a) Fitting the upper bound (24) with the set R . (b) Visualization of the residual, absolute local approximation error, and the mean value.

In this example, we increase the number of points per partition to $m = 2N + 1 = 7$ to examine the effect of the increase on the convergence of the algorithm. The algorithm terminates after $\kappa = 5$ iterations and the number of points $|S| = 350$. Figure 15 shows the set R for $m = 2N + 1 = 5$ Sinc points and $m = 2N + 1 = 7$ Sinc points. It is observed that increasing the number of Sinc points per partition leads to faster convergence and a fewer number of iterations.

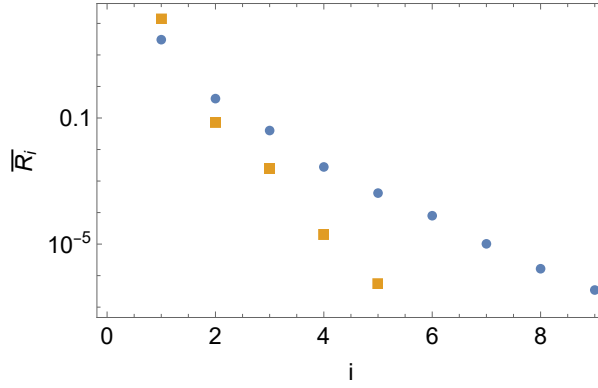


Figure 15: Plotting the set R for $m = 2N + 1 = 5$ Sinc points (●) and $m = 2N + 1 = 7$ Sinc points (■).

Example 8. We study the following BVP [28, 64, 65]

$$-(v(x)y')' = 2[1 + \alpha(x - \bar{x})(\arctan(\alpha(x - \bar{x})) + \arctan(\alpha\bar{x}))] \quad (26)$$

with boundary conditions $y(0) = y(1) = 0$, where $\alpha > 0$ and

$$v(x) = \frac{1}{\alpha} + \alpha(x - \bar{x})^2.$$

For large values of α , the BVP (26) has an interior layer close to \bar{x} [28]. The exact solution is given by

$$y(x) = (1 - x)[\arctan(\alpha(x - \bar{x})) + \arctan(\alpha\bar{x})].$$

We use the values reported in [64], i.e., $\alpha = 100$ and $\bar{x} = 0.36388$. This value of \bar{x} was chosen so that $\lim_{\alpha \rightarrow \infty} y(\bar{x}^+) \approx 2$ [64].

We set the number of Sinc points to be inserted in all partitions as $m = 2N + 1 = 7$. The stopping criterion $\epsilon_{\text{stop}} = 10^{-12}$ was used. The algorithm terminates after $\kappa = 15$ iterations and the number of points $|S| = 21,469$.

Figure 16a shows the approximate solution $y_c^{(15)}(x)$. A proper subset of the set of points S is shown as red dots, which are projected onto the approximate solution $y_c^{(15)}(x)$. We plot the statistic ω_i as a function of the iteration

index $i, i = 2, 3, \dots, 15$, in Figure 16b. One finding is that the oscillations are decaying and the statistic ω_i is converging to an asymptotic value. The mean value $\bar{\omega}_i$ is 0.46.

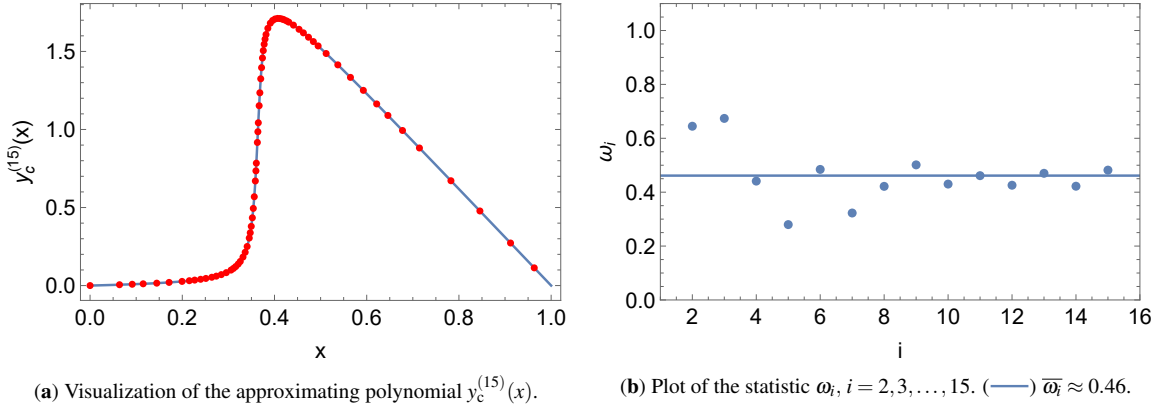


Figure 16: (a) The approximating polynomial $y_c^{(15)}(x)$. A proper subset of the set of points S is shown. (b) Plot of the statistic ω_i . (—) $\bar{\omega}_i \approx 0.46$.

We perform the least-squares fitting of the logarithm of the set R to the logarithm of the upper bound (24), where the parameter δ is multiplied by 10^{-12} and $10^{-12}\delta = O(10^{-19})$. Figure 17a shows the least-squares fitted model (24) to the set R . The residual, absolute local approximation error, and the mean value for the last iteration are shown in Figure 17b. Fine partitions are formed near $x = \bar{x}$ due to the presence of the interior layer, as shown in the plot of the L^2 norm values of the residual over the partitions. The mean value \bar{R}_{15} is below the threshold $\epsilon_{\text{stop}} = 10^{-12}$.

We compare the L^2 norm of the approximation error of our adaptive piecewise Poly-Sinc method with other methods in Table 1. Method [28] requires a parameter for the construction of refinement intervals. The L^2 norm value of the approximation error is smaller than those reported in [28, 65].

Table 1: Comparison of the L^2 norm of the approximation error for different methods.

Method	Adaptive PW PS	[28]	([65] Table 13(g))
$\ y(x) - y_{\text{method}}(x)\ $	1.104×10^{-14}	3×10^{-5}	1.9×10^{-12}

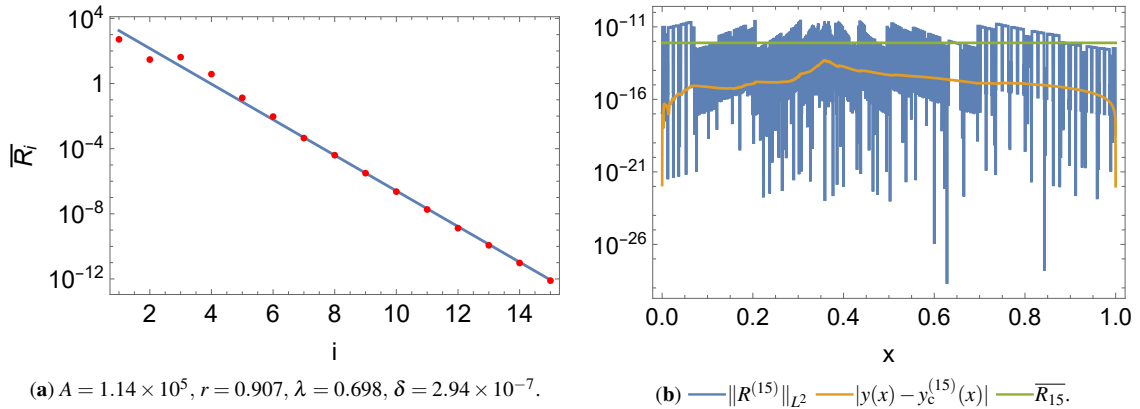


Figure 17: (a) Fitting the upper bound (24) with the set R . (b) Visualization of the residual, absolute local approximation error, and the mean value.

Example 9. We consider the BVP [66, 67]

$$-\varepsilon y'' - xy' = \varepsilon \pi^2 \cos(\pi x) + \pi x \sin(\pi x), \quad x \in [-1, 1],$$

with boundary conditions $y(-1) = -2$, $y(1) = 0$ and $\varepsilon > 0$ is a parameter. The exact solution follows as

$$y(x) = \cos(\pi x) + \frac{\operatorname{erf}(x/\sqrt{2\varepsilon})}{\operatorname{erf}(1/\sqrt{2\varepsilon})}.$$

The exact solution has a shock layer near $x = 0$ [66]. We set $\varepsilon = 10^{-6}$ [67].

We set the number of Sinc points to be inserted in all partitions as $m = 2N + 1 = 5$. The stopping criterion $\varepsilon_{\text{stop}} = 10^{-11}$ was used. The algorithm terminates after $\kappa = 16$ iterations and the number of points $|S| = 18530$.

Figure 18a shows the approximate solution $y_c^{(16)}(x)$. A proper subset of the set of points S is shown as red dots, which are projected onto the approximate solution $y_c^{(16)}(x)$. We plot the statistic ω_i as a function of the iteration index i , $i = 2, 3, \dots, 16$, in Figure 18b. The oscillations are decaying and the statistic ω_i is converging to an asymptotic value. The mean value $\bar{\omega}_i \approx 0.55$.

We perform the least-squares fitting of the logarithm of the set R to the logarithm of the upper bound (24), where the parameter δ is multiplied by the factor 10^{-9} and $10^{-9}\delta = O(10^{-12})$. Figure 19a shows the least-squares fitted model (24) to the set R . The residual, absolute local approximation error, and the mean value for the last iteration are shown in Figure 19b. The plot of the L^2 norm values of the residual over the partitions show that fine partitions are formed near $x = 0$ due to the presence of the shock layer. The mean value \bar{R}_{16} is below the threshold $\varepsilon_{\text{stop}} = 10^{-11}$.

We compare the supremum norm of the approximation error of our adaptive piecewise Poly-Sinc method with other methods in Table 2. B-splines were used as basis functions [67]. The supremum norm result is in the same order as that of [67]. Our adaptive method can reach a smaller value if we set $\varepsilon_{\text{stop}} < 10^{-11}$.

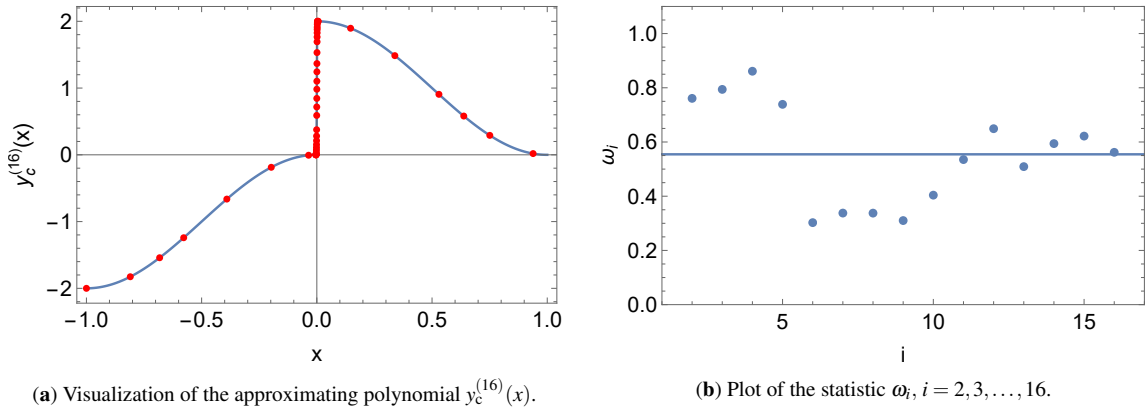


Figure 18: (a) The approximating polynomial $y_c^{(16)}(x)$. A proper subset of the set of points S is shown. (b) Plot of the statistic ω_i .

Table 2: Comparison of the supremum norm of the approximation error for different methods.

Method	Adaptive PW PS	[67]
$\ y(x) - y_{\text{method}}(x)\ _{\infty}$	1.215×10^{-10}	4.3×10^{-10}

We observe that the processing times differ among the many problems we look at. This is due to two factors: first, the fact that we are aiming for a very exact outcome; and second, the fact that there are many sorts of challenges. Therefore, listing the computing time in seconds is meaningless since it would only indicate the computational power used on our machine, which will vary for various users. Overall, it is evident that using adaptive techniques takes longer than using a simple collocation approach or finite element methods with a lower accuracy. In our examples, we used a stopping criterion of 10^{-6} or less. As a result, our goal is to complete the computation in the most accurate way feasible rather than the quickest way possible. This will inevitably lengthen the processing time for some problems, such as stiff or layer problems.

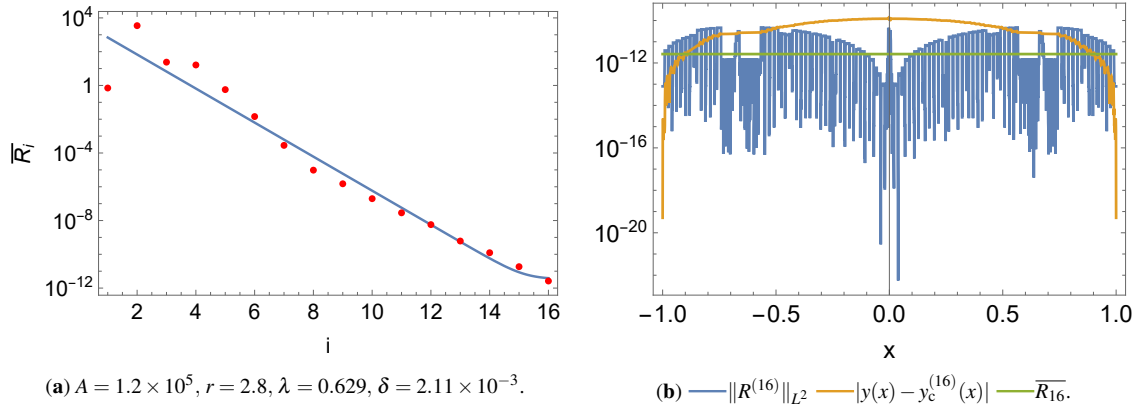


Figure 19: (a) Fitting the upper bound (24) with the set R . (b) Visualization of the residual, absolute local approximation error, and the mean value.

6 Conclusions

In this paper, we developed an adaptive piecewise collocation method based on Poly-Sinc interpolation for the approximation of solutions to ODEs. We showed the exponential convergence in the number of iterations of the *a priori* error estimate obtained from the piecewise collocation method, and provided that a good estimate of the exact solution $y(x)$ at the Sinc points exists. We used a statistical approach for partition refinement, in which we computed the fraction of a standard deviation as the ratio of the mean absolute deviation to the sample standard deviation. We demonstrated by several examples that an exponential error decay is observed for regular ODEs and ODEs whose exact solutions exhibit an interior layer, a boundary layer, and a shock layer. We showed that our adaptive algorithm can deliver results with high accuracy at the expense of the slower computation for stiff ODEs.

Author Contributions: Conceptualization, M.Y. and G.B.; methodology, O.K., M.Y. and G.B.; software, O.K. and G.B.; validation, O.K., H.E.-S., M.Y. and G.B.; formal analysis, O.K. and H.E.-S.; investigation, H.E.-S. and G.B.; resources, not applicable; data curation, not applicable; writing—original draft preparation, O.K.; writing—review and editing, G.B. and O.K.; visualization, O.K.; supervision, H.E.-S., M.Y. and G.B.; project administration, H.E.-S.; funding acquisition, there is no funding of this article. All authors have read and agreed to the published version of the manuscript.

Funding: M.Y. is funded by BMBF under the contract 05M20VSA.

Institutional Review Board Statement: Not applicable.

Informed Consent Statement: Not applicable.

Data Availability Statement: Not applicable.

Acknowledgments: The authors thank Frank Stenger for his insightful conversations and continuous guidance.

Conflicts of Interest: The authors declare no conflict of interest.

References

- [1] E. Hairer, S. P. Nørsett, and G. Wanner, *Solving Ordinary Differential Equations I: Nonstiff Problems*. Berlin, Heidelberg: Springer Berlin Heidelberg, 1993.
- [2] E. Hairer and G. Wanner, *Solving Ordinary Differential Equations II: Stiff and Differential-Algebraic Problems*. Berlin, Heidelberg: Springer Berlin Heidelberg, 1996.
- [3] E. Hairer, G. Wanner, and C. Lubich, *Geometric Numerical Integration: Structure-Preserving Algorithms for Ordinary Differential Equations*. Berlin, Heidelberg: Springer Berlin Heidelberg, 2006.
- [4] U. M. Ascher, R. M. M. Mattheij, and R. D. Russell, *Numerical Solution of Boundary Value Problems for Ordinary Differential Equations*. Philadelphia, PA: SIAM, 1995.

- [5] I. Stakgold, *Boundary Value Problems of Mathematical Physics: Volume I & II*. Philadelphia, PA: SIAM, 2000.
- [6] O. Axelsson and V. A. Barker, *Finite Element Solution of Boundary Value Problems: Theory and Computation*. Philadelphia, PA: SIAM, 2001.
- [7] H. B. Keller, *Numerical Methods for Two-Point Boundary-Value Problems*. Mineola, NY: Dover Publications, Inc., 2018.
- [8] K. Eriksson, D. Estep, P. Hansbo, and C. Johnson, “Introduction to adaptive methods for differential equations,” *Acta numerica*, vol. 4, pp. 105–158, 1995.
- [9] K. Wright, “Adaptive methods for piecewise polynomial collocation for ordinary differential equations,” *BIT Numerical Mathematics*, vol. 47, no. 1, pp. 197–212, 2007.
- [10] Z. Tao, Y. Jiang, and Y. Cheng, “An adaptive high-order piecewise polynomial based sparse grid collocation method with applications,” *Journal of Computational Physics*, vol. 433, p. 109770, 2021.
- [11] A. Logg, “Multi-adaptive Galerkin methods for ODEs. I,” *SIAM J. Sci. Comput.*, vol. 24, no. 6, pp. 1879–1902, 2003.
- [12] —, “Multi-adaptive Galerkin methods for ODEs. II. Implementation and applications,” *SIAM J. Sci. Comput.*, vol. 25, no. 4, pp. 1119–1141, 2003/04.
- [13] M. Baccouch, “Analysis of *a posteriori* error estimates of the discontinuous Galerkin method for nonlinear ordinary differential equations,” *Appl. Numer. Math.*, vol. 106, pp. 129–153, 2016.
- [14] —, “*A posteriori* error estimates and adaptivity for the discontinuous Galerkin solutions of nonlinear second-order initial-value problems,” *Appl. Numer. Math.*, vol. 121, pp. 18–37, 2017.
- [15] Y. Cao and L. Petzold, “*A posteriori* error estimation and global error control for ordinary differential equations by the adjoint method,” *SIAM J. Sci. Comput.*, vol. 26, no. 2, pp. 359–374, 2004.
- [16] B. Kehlet and A. Logg, “*A posteriori* error analysis of round-off errors in the numerical solution of ordinary differential equations,” *Numer. Algorithms*, vol. 76, no. 1, pp. 191–210, 2017.
- [17] K.-S. Moon, A. Szepessy, R. Tempone, and G. E. Zouraris, “A variational principle for adaptive approximation of ordinary differential equations,” *Numer. Math.*, vol. 96, no. 1, pp. 131–152, 2003.
- [18] —, “Convergence rates for adaptive approximation of ordinary differential equations,” *Numer. Math.*, vol. 96, no. 1, pp. 99–129, 2003.
- [19] K.-S. Moon, E. von Schwerin, A. Szepessy, and R. Tempone, “An adaptive algorithm for ordinary, stochastic and partial differential equations,” in *Recent advances in adaptive computation*, ser. Contemporary Mathematics. American Mathematical Society, Providence, RI, 2005, vol. 383, pp. 325–343.
- [20] C. Johnson, “Error estimates and adaptive time-step control for a class of one-step methods for stiff ordinary differential equations,” *SIAM J. Numer. Anal.*, vol. 25, no. 4, pp. 908–926, 1988.
- [21] D. Estep and D. French, “Global error control for the continuous Galerkin finite element method for ordinary differential equations,” *RAIRO Modél. Math. Anal. Numér.*, vol. 28, no. 7, pp. 815–852, 1994.
- [22] D. Estep, V. Ginting, and S. Tavener, “*A posteriori* analysis of a multirate numerical method for ordinary differential equations,” *Comput. Methods Appl. Mech. Engrg.*, vol. 223/224, pp. 10–27, 2012.
- [23] F. Stenger, “Polynomial function and derivative approximation of Sinc data,” *Journal of Complexity*, vol. 25, no. 3, pp. 292–302, 2009.
- [24] F. Stenger, M. Youssef, and J. Niebsch, *Improved Approximation via Use of Transformations*. New York, NY: Springer New York, 2013, pp. 25–49.
- [25] O. A. Khalil, H. A. El-Sharkawy, M. Youssef, and G. Baumann, “Adaptive piecewise Poly-Sinc methods for function approximation,” 2022, submitted to Applied Numerical Mathematics.

- [26] G. F. Carey and D. L. Humphrey, “Finite element mesh refinement algorithm using element residuals,” in *Codes for Boundary-Value Problems in Ordinary Differential Equations*, B. Childs, M. Scott, J. W. Daniel, E. Denman, and P. Nelson, Eds. Berlin, Heidelberg: Springer Berlin Heidelberg, 1979, pp. 243–249.
- [27] G. F. Carey, “Adaptive refinement and nonlinear fluid problems,” *Computer Methods in Applied Mechanics and Engineering*, vol. 17-18, pp. 541–560, 1979.
- [28] G. F. Carey and D. L. Humphrey, “Mesh refinement and iterative solution methods for finite element computations,” *International Journal for Numerical Methods in Engineering*, vol. 17, no. 11, pp. 1717–1734, 1981.
- [29] R. C. Geary, “The ratio of the mean deviation to the standard deviation as a test of normality,” *Biometrika*, vol. 27, no. 3-4, pp. 310–332, 10 1935.
- [30] F. Stenger, *Handbook of Sinc Numerical Methods*. Boca Raton, FL: CRC Press, 2011.
- [31] M. Youssef and R. Pulch, “Poly-Sinc solution of stochastic elliptic differential equations,” *Journal of Scientific Computing*, vol. 87, no. 3, pp. 1–19, 2021, article no. 82.
- [32] F. Stenger, H. A. M. El-Sharkawy, and G. Baumann, *The Lebesgue Constant for Sinc Approximations*. Cham, Switzerland: Springer International Publishing, 2014, pp. 319–335.
- [33] M. Youssef, H. A. El-Sharkawy, and G. Baumann, “Lebesgue constant using Sinc points,” *Advances in Numerical Analysis*, vol. 2016, 2016.
- [34] M. Youssef and G. Baumann, “Collocation method to solve elliptic equations, bivariate Poly-Sinc approximation,” *J. Progress. Res. Math*, vol. 7, no. 3, pp. 1079–1091, 2016.
- [35] M. Youssef, “Poly-Sinc Approximation Methods,” Ph.D. dissertation, Mathematics Department, German University in Cairo, 2017.
- [36] M. Youssef and G. Baumann, “Troesch’s problem solved by Sinc methods,” *Mathematics and Computers in Simulation*, vol. 162, pp. 31–44, 2019.
- [37] O. A. Khalil and G. Baumann, “Discontinuous Galerkin methods using poly-sinc approximation,” *Mathematics and Computers in Simulation*, vol. 179, pp. 96–110, 2021.
- [38] ———, “Convergence rate estimation of poly-Sinc-based discontinuous Galerkin methods,” *Applied Numerical Mathematics*, vol. 165, pp. 527–552, 2021.
- [39] J. Stoer and R. Bulirsch, *Introduction to Numerical Analysis*. New York, NY: Springer-Verlag, 2002.
- [40] G. Baumann and F. Stenger, “Sinc-approximations of fractional operators: a computing approach,” *Mathematics*, vol. 3, no. 2, pp. 444–480, 2015.
- [41] E. A. Coddington, *An introduction to Ordinary Differential Equations*. Dover Publications, Inc., 1989.
- [42] J. Lund and K. L. Bowers, *Sinc Methods for Quadrature and Differential Equations*. Philadelphia: SIAM, 1992, vol. 32.
- [43] F. Stenger, *Numerical Methods Based on Sinc and Analytic Functions*, ser. Springer Series in Computational Mathematics. New York, NY: Springer-Verlag, 1993, vol. 20.
- [44] M. Youssef and G. Baumann, “Solution of nonlinear singular boundary value problems using polynomial-Sinc approximation,” *Commun. Fac. Sci. Univ. Ank. Sér. A1 Math. Stat.*, vol. 63, no. 2, pp. 41–58, 2014.
- [45] G. Baumann, Ed., *New sinc methods of numerical analysis*, ser. Trends in Mathematics. Cham, Switzerland: Birkhäuser/Springer, 2021.
- [46] F. J. Vesely, *Computational Physics : An Introduction*. New York, NY: Kluwer Academic/Plenum Publishers, 2001.
- [47] G. Carey and B. A. Finlayson, “Orthogonal collocation on finite elements,” *Chemical Engineering Science*, vol. 30, no. 5, pp. 587–596, 1975.

- [48] G. Strang, *Computational Science and Engineering*. Wellesley-Cambridge Press Wellesley, 2007.
- [49] A.-M. Wazwaz, *Linear and Nonlinear Integral Equations: Methods and Applications*. Higher Education Press, Beijing, and Springer-Verlag Berlin Heidelberg, 2011.
- [50] T. H. Cormen, C. E. Leiserson, R. L. Rivest, and C. Stein, *Introduction to Algorithms*. Cambridge, MA, USA: MIT press, 2009.
- [51] B. Haasdonk and M. Ohlberger, “Reduced basis method for finite volume approximations of parametrized linear evolution equations,” *M2AN Math. Model. Numer. Anal.*, vol. 42, no. 2, pp. 277–302, 2008.
- [52] M. A. Grepl, “Model order reduction of parametrized nonlinear reaction–diffusion systems,” *Computers & Chemical Engineering*, vol. 43, pp. 33–44, 2012.
- [53] R. H. Nochetto, K. G. Siebert, and A. Veiser, “Theory of adaptive finite element methods: An introduction,” in *Multiscale, Nonlinear and Adaptive Approximation*, R. DeVore and A. Kunoth, Eds. Berlin, Heidelberg: Springer Berlin Heidelberg, 2009, pp. 409–542.
- [54] R. E. Walpole, R. H. Myers, S. L. Myers, and K. Ye, *Probability and Statistics for Engineers and Scientists*, 9th ed. Boston, MA: Pearson Education, Inc., 2012.
- [55] M. Abramowitz and I. A. Stegun, *Handbook of Mathematical Functions with Formulas, Graphs, and Mathematical Tables*, 10th ed. New York, NY: Dover Publications, Inc., 1972.
- [56] D. V. Cruz-Uribe and A. Fiorenza, *Variable Lebesgue Spaces: Foundations and Harmonic Analysis*. Springer Basel, 2013.
- [57] W. Gautschi, *Numerical Analysis*. Boston, MA: Birkhäuser, 2012.
- [58] R. A. Horn and C. R. Johnson, *Matrix Analysis*, 2nd ed. Cambridge University Press, 2013.
- [59] M. Youssef, H. A. El-Sharkawy, and G. Baumann, “Multivariate Lagrange interpolation at Sinc points: Error estimation and Lebesgue constant,” *Journal of Mathematics Research*, vol. 8, no. 4, 2016.
- [60] W. R. Inc., “Mathematica, Version 13.0.0,” 2021, Champaign, IL, USA. [Online]. Available: <https://www.wolfram.com/mathematica>
- [61] B. Rivière, *Discontinuous Galerkin Methods for Solving Elliptic and Parabolic Equations: Theory and Implementation*. Philadelphia: SIAM, 2008.
- [62] W. E. Boyce and R. C. DiPrima, *Elementary Differential Equations and Boundary Value Problems*. Hoboken, NJ: John Wiley & Sons, Inc., 2012.
- [63] E. W. Ng and M. Geller, “A table of integrals of the error functions,” *Journal of Research of the National Bureau of Standards B*, vol. 73, no. 1, pp. 1–20, 1969.
- [64] H. H. Rachford and M. F. Wheeler, “An H^{-1} -Galerkin Procedure for the Two-Point Boundary Value Problem,” in *Mathematical Aspects of Finite Elements in Partial Differential Equations*, C. de Boor, Ed. Cambridge, MA, USA: Academic Press, 1974, pp. 353–382.
- [65] P. Keast, G. Fairweather, and J. Diaz, “A computational study of finite element methods for second order linear two-point boundary value problems,” *Mathematics of Computation*, vol. 40, no. 162, pp. 499–518, 1983.
- [66] P. W. Hemker, *A Numerical Study of Stiff Two-Point Boundary Problems*, ser. Mathematical Centre Tracts 80. Amsterdam: Mathematisch Centrum, 1977.
- [67] U. Ascher, J. Christiansen, and R. D. Russell, “A collocation solver for mixed order systems of boundary value problem,” *Mathematics of Computation*, vol. 33, no. 146, pp. 659–679, 1979.