

Efficient On-Device Session-Based Recommendation

XIN XIA, The University of Queensland, Australia

JUNLIANG YU, The University of Queensland, Australia

QINYONG WANG, Baidu Inc., China

CHAOQUN YANG, Griffith University, Australia

QUOC VIET HUNG NGUYEN, Griffith University, Australia

HONGZHI YIN*, The University of Queensland, Australia

On-device session-based recommendation systems have been achieving increasing attention on account of the low energy/resource consumption and privacy protection while providing promising recommendation performance. To fit the powerful neural session-based recommendation models in resource-constrained mobile devices, tensor-train decomposition and its variants have been widely applied to reduce memory footprint by decomposing the embedding table into smaller tensors, showing great potential in compressing recommendation models. However, these model compression techniques significantly increase the local inference time due to the complex process of generating index lists and a series of tensor multiplications to form item embeddings, and the resultant on-device recommender fails to provide real-time response and recommendation. To improve the online recommendation efficiency, we propose to learn compositional encoding-based compact item representations. Specifically, each item is represented by a compositional code that consists of several codewords, and we learn embedding vectors to represent each codeword instead of each item. Then the composition of the codeword embedding vectors from different embedding matrices (i.e., codebooks) forms the item embedding. Since the size of codebooks can be extremely small, the recommender model is thus able to fit in resource-constrained devices and meanwhile can save the codebooks for fast local inference. Besides, to prevent the loss of model capacity caused by compression, we propose a bidirectional self-supervised knowledge distillation framework. Extensive experimental results on two benchmark datasets demonstrate that compared with existing methods, the proposed on-device recommender not only achieves an 8x inference speedup with a large compression ratio but also shows superior recommendation performance. The code is released at <https://github.com/xiaxin1998/EODRec>.

Additional Key Words and Phrases: model compression, on-device learning, next-item recommendation, self-supervised learning, knowledge distillation

ACM Reference Format:

Xin Xia, Junliang Yu, Qinyong Wang, Chaoqun Yang, Quoc Viet Hung Nguyen, and Hongzhi Yin. 2022. Efficient On-Device Session-Based Recommendation. *J. ACM* 37, 4, Article 111 (August 2022), 22 pages. <https://doi.org/XXXXXXXX.XXXXXXX>

*Corresponding author.

Authors' addresses: Xin Xia, The University of Queensland, Brisbane, Australia, x.xia@uq.edu.au; Junliang Yu, The University of Queensland, Brisbane, Australia, jl.yu@uq.edu.au; Qinyong Wang, Baidu Inc., Beijing, China, wangqinyong@baidu.com; Chaoqun Yang, Griffith University, Gold Coast, Australia, chaoqun.yang@griffith.edu.au; Quoc Viet Hung Nguyen, Griffith University, Gold Coast, Australia, henry.nguyen@griffith.edu.au; Hongzhi Yin, The University of Queensland, Brisbane, Australia, db.hongzhi@gmail.com.

Permission to make digital or hard copies of all or part of this work for personal or classroom use is granted without fee provided that copies are not made or distributed for profit or commercial advantage and that copies bear this notice and the full citation on the first page. Copyrights for components of this work owned by others than ACM must be honored. Abstracting with credit is permitted. To copy otherwise, or republish, to post on servers or to redistribute to lists, requires prior specific permission and/or a fee. Request permissions from permissions@acm.org.

© 2022 Association for Computing Machinery.

0004-5411/2022/8-ART111 \$15.00

<https://doi.org/XXXXXXXX.XXXXXXX>

1 INTRODUCTION

Recently, session-based recommender systems [4, 24, 33, 43] are emerging, which aim to recommend a ranked list of items that the target user is interested in based on his/her current session context. Meanwhile, of all the shopping channels available to customers, mobile commerce is taking the lead¹. Currently, most session-based recommendation systems are built upon a cloud-based paradigm, where the session-based recommender models are trained and deployed on powerful cloud servers. When a recommendation request is made by a user via a mobile device, the current session information will be sent to the on-cloud session-based recommender models to generate recommendation results. Then, the recommendation results will be returned to the mobile device for display. However, in reality, this recommendation paradigm heavily relies on high-quality wireless network connectivity and increasingly raises public privacy concerns.

To better protect user privacy and reduce communication costs, on-device machine learning [7] that aims to develop and deploy machine learning models on resource-constrained devices has been attracting more and more attention. In this learning paradigm, the machine learning model is firstly trained on the cloud and then downloaded and deployed on local devices such as smartphones. When using the model, users no longer need to upload their sensitive data (e.g., various context information) to central servers and, therefore, can enjoy privacy-preserving and low-latency services that are orders of magnitude faster than server-side models [19]. Since the principle of on-device machine learning is well-aligned with the need for low-cost and privacy-preserving recommender systems, there has been a growing trend towards on-device recommendation [1, 5, 9, 29, 41, 48]. However, it is non-trivial to deploy the powerful recommender model trained on the cloud to resource-constrained mobile devices, which are confronted with the following two fundamental challenges.

The first challenge is **how to reduce the size of on-cloud trained models to fit in resource-constrained devices without compromising recommendation performance**. To address this challenge, a typical approach is to employ knowledge distillation [12] that first trains a *teacher* model on the cloud by fully utilizing the abundant resources and then transfers the teacher's knowledge to a lightweight *student* model. To retain the original recommendation performance, even the *student* model cannot be small enough to fit in resource-constrained mobile devices without compression. But the classical model compression techniques such as pruning [36], down-sizing [12] and parameter sharing [32] are not so effective in compressing the recommender models. Unlike the vision and language models [10] which are usually over-parameterized with a very deep network structure, the recommendation model only contains several intermediate layers that account for a small portion of learnable parameters. Instead, the item embedding table is the one that accounts for the vast majority of memory footprint [44]. Recent practices of on-device recommendation [37, 41] mostly adopt decomposition techniques such as tensor-train decomposition (TTD) [31] to reconstruct the embedding table with a series of matrix multiplication. However, to avoid a drastic recommendation performance drop, they can only compress the embedding table with a small compression rate (e.g., 4~8x), which is far from meeting the resource-constrained conditions on mobile devices. In addition, recent studies show that models with similar structures (e.g., encoder-decoder) are easier to transfer knowledge [2], while the tensor decomposition widens the structural gap between the teacher and the student.

The second challenge is **how to provide real-time response and recommendation**. When a user interacts with new items in the current session, the recommendation system should provide a response by updating recommendations immediately. The response speed to generate new recommendations is crucial for user experience in mobile e-commerce. However, the widely used

¹<https://www.shopify.com/au/enterprise/mobile-commerce-future-trends>

recommendation model compression techniques (tensor-train decomposition and its variants) significantly delay the on-device model inference due to their complex process of generating index lists and a series of multiplications to form item embeddings, and the resultant on-device recommenders fail to provide real-time response and recommendation.

In our previous work [47], we proposed semi-tensor decomposition and self-supervised knowledge distillation techniques to address the first challenge, based on which an ultra-compact and effective on-device recommendation model **OD-Rec** was developed. Specifically, given the dilemma that the small TT-rank in tensor-train decomposition leads to under-expressive embedding approximations, whereas the larger TT-rank sacrifices the model efficiency [28, 31], we introduced the semi-tensor product (STP) operation [57] to tensor-train decomposition for the extreme compression of the embedding table. This operation endows tensor-train decomposition with the flexibility to perform multiplication between tensors with inconsistent ranks, considering both effectiveness and efficiency. With semi-tensor decomposition to compress the embedding table, we achieved an extremely compact model of 30x smaller size than the original model. In addition, we proposed recombining the embeddings learned by the teacher and the student to perform self-supervised learning, which can further distill the essential information lying in the teacher’s embeddings to compensate for the accuracy loss caused by the extremely high compression. However, the second challenge has not been addressed in [47]. As a variant of tensor-train decomposition, the process of reconstructing item embedding in our semi-tensor decomposition is also very complex, which significantly slows down the online model inference to generate recommendations. An index list that is used to map the rows and columns in the factorized tensors should be first calculated, and it takes more time to do a series of multiplication between the mapped vectors.

In light of this, we extend our previous work [47] by developing a new compositional code-based compression method to replace the previous semi-tensor decomposition. In the new method, we propose representing each item by a unique M -dimensional code consisting of M discrete codewords, where M is much smaller than the original embedding dimension. There are M codebooks, each containing K codeword vectors (i.e., basic vectors). We learn embedding vectors for each codeword rather than each item and then simply sum up the corresponding codeword vectors to construct item embedding. For example, given a compositional code $C_i = (2, 3, 5, 1)$ for item i , and 4 codebooks E_1, E_2, E_3, E_4 , then the item embedding of i is computed as

$$E(C_i) = \sum_{t=1}^4 E_t(C_i^t), \quad (1)$$

where $E_t(C_i^t)$ is C_i^t -th codevector in codebook E_t . To learn effective item compositional embeddings, we minimize the difference between them and the well-trained uncompressed item embeddings. Meanwhile, the recommendation task is jointly optimized with this regularization term to ensure a smooth knowledge transfer. After convergence, the well-trained codebooks and codes are saved to be used in the on-device recommender. Therefore, on the resource-constrained devices, the total memory footprint for items is of size $|V|M + MKN$, where N denote the dimension of a codeword vector. We can adjust the value of M to compress the item embedding table to any degree. In addition, our previous knowledge distillation framework only transfers the teacher’s knowledge to the student based on the assumption that the teacher always outperforms the student. However, our experiments in [47] demonstrated that the lightweight student model achieves better recommendation performance on some metrics, which is consistent with the findings in [18]. Inspired by this observation, we propose a bidirectional knowledge distillation framework that also enables the knowledge transfer from the student to the teacher. It means that both the teacher and the student are iteratively updated in the framework. Particularly, we find that the student and

the teacher trained under this new framework are superior to those trained under our previous framework.

To summarize, our major new contributions are listed as follows:

- We make the exploration of ultra-compact on-device session-based recommendation by integrating discrete compositional code learning into recommender systems to compress item embedding table.
- We propose a bidirectional knowledge distillation framework that enables the teacher and the student to mutually enhance each other during the learning process.
- We conduct extensive experiments to evaluate the online inference efficiency, recommendation accuracy, and model compression ratio. The experimental results on two benchmark datasets demonstrate that the proposed new method completely outperforms the previous ones, showing an 8x speedup in model inference with smaller model size and higher recommendation accuracy.

The remainder of the paper is organized as follows. In Section 2, the related work is reviewed in detail, followed by the description of the preliminaries in Section 3. In Section 4, the detail of the proposed compression method is presented. Then, we show how to use self-supervised knowledge distillation to prevent the loss of model capacity in Section 5. Extensive experiments are conducted and analyzed to verify the efficacy of the proposed model in Section 6. At last, we conclude our work and discuss the future work in Section 7.

2 RELATED WORK

In this section, we briefly review the literature on four related topics: on-device recommendation, session-based recommendation, knowledge distillation for recommendation, and compositional code learning. The former two are the scenarios where our method is applied, and the latter two are techniques that our method involves.

2.1 On-Device Recommendation

On-device machine learning [7] has been drawing increasing attention in many fields due to its advantages in local inference and privacy protection. The fundamental challenge of on-device learning is how to reduce the size of conventional models so as to adapt to resource-constrained devices. The existing research [1, 5, 9, 29] mainly adopts model compressing techniques like pruning [10, 36], quantization [8], and low-rank factorization [28, 31] to achieve this goal. Recently, on-device recommender systems emerged in response to users' needs for low latency recommendation and have demonstrated desired performance with tiny model sizes. Specifically, Chen *et al.* [5] proposed to learn elastic item embeddings to allow recommendation models to be customized for arbitrary device-specific memory constraints without retraining. WIME *et al.* [1] proposes to use user's real-time intention to generate on-device recommendations where a sequence and context aware algorithm was used to embed user intention and a neighborhood searching method followed by a sequence matching algorithm was used to do prediction. DeepRec [9] uses model pruning and embedding sparsification techniques to enable model training with a small memory budget and fine-tunes the model using local user data, reaching comparable performance in sequential recommendation with a 10x parameter reduction. Wang *et al.* [41] proposed LLRec which is for next POI recommendation model and is based on tensor-train factorization. TT-Rec [48] also applies tensor-train decomposition to the embedding layer for model compression and further improves model performance with a sampled Gaussian distribution for the weight initialization of the tensor cores. Despite the effectiveness of these methods, they are not designed for session-based

recommendation, and many of them are still with a large number of parameters which may overload small devices.

2.2 Session-Based Recommendation

The early session-based recommendation models [33, 49] are based on Markov Chain and mainly focus on modeling temporal order between items. In the deep learning era, neural networks like RNNs [4, 11, 56] are tailored to model session data and handle the temporal shifts within sessions. The follow-up models such as NARM [21] and STAMP [24] employ attention mechanism to give items different priorities when profiling user's main interests. Recently, graph-based methods [43] have demonstrated the state-of-the-art performance, which construct various types of session graphs to model item transitions. Specifically, SR-GNN [43] constructs session graphs for every session and designs a gated graph neural network to aggregate information between items into session representations. GCE-GNN [42] proposes to capture both global-level and session-level interactions and aggregates item information through graph convolution and self-attention mechanism. Xia *et al.* [45, 46] proposed to integrate self-supervised learning into session-based recommendation to boost recommendation performance. These models are of great capacity in generating accurate recommendations but they were designed for server-side use, which cannot run on resource-constrained devices like smartphones.

2.3 Knowledge Distillation for Recommendation

Knowledge Distillation (KD) [12] is a widely used approach for transferring knowledge from a well-trained large model (teacher) to a simple and lightweight model (student). In this framework, the student model is usually optimized towards two objectives: minimizing the difference between the prediction and the ground-truth and fitting the teacher's label distribution or intermediate layer embeddings. KD was first introduced to the classification problem, and currently some KD methods have been proposed for recommender systems [16, 20, 38]. The first work is Ranking Distillation [38], which chooses top-K items from the teacher's recommendation list as the external knowledge to guide the student model to assign higher scores when generating recommendations. However, this ignores rich information beyond the recommended top-K items. The follow-up work, CD [20] introduces a rank-aware sampling method to sample items from the teacher model as knowledge for the student model, enlarging the range of information to be transferred. DE-RRD [16] develops an expert selection strategy and relaxes the ranking-based sampling method to transfer knowledge. Though effective, these KD methods can hardly tackle the cold-start problem caused by the long-tail distribution in recommender systems.

2.4 Compositional Code Learning

One-hot encoding is a standard technique in deep representation learning, in which each entity is associated with a continuous embedding vector and usually leads to a large embedding table to be stored. To reduce the memory footprint, some research has explored efficient coding systems, for example, Huffman Code [10, 14] and Hash functions [6, 39]. However, these coding systems often suffer from low accuracy due to limited representation capability of binary codes. Subsequent works [3, 35] then explore the use of additive quantization for source coding, resulting in compositional codes. Specifically, Shu *et al.* [35] proposed an end-to-end compositional encoding-based neural network to compress the word embeddings in NLP, achieving success in compression ratios and in the meantime being independent of languages. Chen *et al.* [3] introduced a K-way d-dimensional discrete codes for compact embedding representations, which can be generally applied to any differentiable computational graph with an embedding layer. Compositional code has been also explored in recommender systems [23, 34]. Shi *et al.* [34] proposed to reduce embedding size by

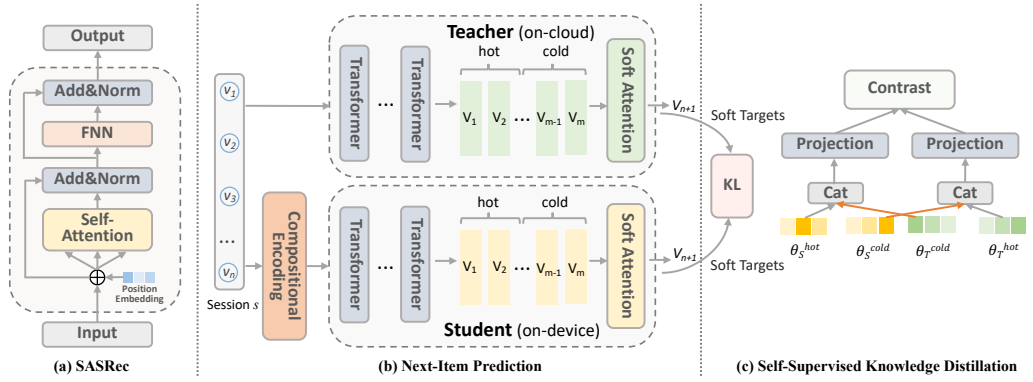


Fig. 1. An overview of the proposed method.

exploiting complementary partitions of category set to produce a unique embedding for each category at the smallest cost. Liu *et al.* [23] represented items/users with a set of binary vectors associated with a sparse weight vector, and an integer weight approximation scheme is proposed to accelerate the speed of the method. But their methods either require category information or bear a high computational cost. Li *et al.* [22] proposed to use compositional code to compress item embedding table in sequential recommendation. However, the model adopts quotient-remainder trick to make the codes of items distinct which increases the time complexity. Besides, its model compression ratio is rather limited.

3 PRELIMINARIES

In this section, we first introduce the session-based recommendation task and then give a brief review of the backbone model and the compression method used in our previous work to help understand the new contributions.

3.1 Session-Based Recommendation Task

Session-based recommender systems rely on the previous clicks in a short period of time to generate the next-item recommendation. Let $\mathcal{V} = \{v_1, v_2, v_3, \dots, v_{|\mathcal{V}|}\}$ denote item set and $s = [v_{s,1}, v_{s,2}, \dots, v_{s,l}]$ denote a session sequence. Every session sequence is composed of interacted items in the chronological order from an anonymous user. The task of session-based recommendation is to predict the next item, namely $v_{s,l+1}$. In this scenario, every item $v \in \mathcal{V}$ is first mapped into the embedding space. The item embedding table is with a huge size and is denoted as $\mathbf{X} \in \mathbb{R}^{|\mathcal{V}| \times N}$. Given \mathcal{V} and s , the output of session-based recommendation model is a ranked list $y = [y_1, y_2, y_3, \dots, y_{|\mathcal{V}|}]$ where y_v ($1 \leq v \leq |\mathcal{V}|$) is the corresponding predicted probability of item v . The top- K items ($1 \leq K \leq |\mathcal{V}|$) with highest probabilities in y will be selected as the recommendations.

3.2 A Brief Review of OD-Rec

In our previous work OD-Rec, we unify the server-side model (teacher) and the on-device model (student) into a knowledge distillation framework. Both the teacher and the student adopt the Transformer-based sequential recommendation model SASRec [17] as their backbones to generate next-item recommendation. To make the student fit in resource-constrained devices, we compress its embedding table through the tensor-train decomposition [31]. Different from other tensor-train decomposition-based models [41, 48], our student model relaxes the constraint of dimensionality consistency in decomposition so as to achieve a higher compression rate. To retain the capacity

of the student, we not only employ the traditional soft targets distillation but also devise two self-supervised distillation tasks to transfer the teacher's knowledge to the student.

3.2.1 Backbone Model Structure. The backbone used in our framework is a famous Transformer-based [40] sequential recommendation model in which several self-attention blocks are stacked, including the embedding layer, the self-attention layer and the feed-forward network layers. The embedding layer adds position embeddings to the original item embeddings to indicate the temporal and positional information in a sequence. The self-attention mechanism can model the item correlations. Inside the block, residual connections, the neuron dropout, and the layer normalization are sequentially used. SASRec with a one-layer setting can be formulated as:

$$\hat{\mathbf{X}} = \mathbf{X} + \mathbf{P}, \mathbf{F} = \text{Attention}(\hat{\mathbf{X}}), \mathbf{\Theta} = \text{FNN}(\mathbf{F}), \quad (2)$$

where \mathbf{X} , \mathbf{P} are the item embeddings and position embeddings, respectively, \mathbf{F} is the session representation learned via self-attention blocks. FNN represents feed forward network layers and $\mathbf{\Theta}$ aggregates embeddings of all items. In the origin SASRec, the embedding of the last clicked item in $\mathbf{\Theta}$ is chosen as the session representation. However, we think each contained item would contribute information to the session representation for a comprehensive and more accurate understanding of user interests. Instead, we slightly modify the original structure by adopting the soft-attention mechanism [42] to generate the session representation, which is computed as:

$$\alpha_t = \mathbf{f}^\top \sigma(\mathbf{W}_1 \mathbf{x}_s^* + \mathbf{W}_2 \mathbf{x}_t + \mathbf{c}), \quad \theta_s = \sum_{t=1}^l \alpha_t \mathbf{x}_t, \quad (3)$$

where $\mathbf{W}_1 \in \mathbb{R}^{N \times N}$, $\mathbf{W}_2 \in \mathbb{R}^{N \times N}$, $\mathbf{c}, \mathbf{f} \in \mathbb{R}^N$ are learnable parameters, \mathbf{x}_t is the embedding of item t and \mathbf{x}_s^* is obtained by averaging the embeddings of items within the session s , i.e. $\mathbf{x}_s^* = \frac{1}{l} \sum_{t=1}^l \mathbf{x}_t$. σ is sigmoid function. Session representation θ_s is represented by aggregating item embeddings while considering their corresponding importance.

3.2.2 Model Compression in Our Previous work. To factorize the embedding table of the student model into smaller tensors, we let the total number of items $|V| = \prod_{k=1}^d I_k$ and the embedding dimension $N = \prod_{k=1}^d J_k$. For one specific item v indexed by i , we map the row index i into d -dimensional vectors $\mathbf{i} = (i_1, \dots, i_d)$ according to [13, 31], and then get the particular slices of the index in TT-cores to perform matrix multiplication on the slices. Benefiting from this decomposition, the model just needs to store the TT-cores to fulfill an approximation of the entry in the embedding table, i.e., a sequence of small tensor multiplication.

However, conventional tensor-train decomposition requires strict dimensionality consistency between factors and probably leads to dimension redundancy. For example, if we decompose the item embedding matrix into two smaller tensors, i.e., $\mathbf{X} = \mathbf{G}_1 \mathbf{G}_2$, to get each item's embedding, the number of columns of \mathbf{G}_1 should be the same with the number of rows of \mathbf{G}_2 . This consistency constraint is too strict for flexible and efficient tensor decomposition, posing an obstacle to further compression of the embedding table. Therefore, inspired by [57], we propose to integrate semi-tensor product with tensor-train decomposition where the dimension of TT-cores can be arbitrarily adjusted. Let $\mathbf{a} \in \mathbb{R}^{1 \times np}$ denotes a row vector and $\mathbf{b} \in \mathbb{R}^p$, then \mathbf{a} can be split into p equal-size blocks as $\mathbf{a}^1, \mathbf{a}^2, \dots, \mathbf{a}^p$, the left semi-tensor product denoted by \times can be defined as:

$$\begin{cases} \mathbf{a} \times \mathbf{b} = \sum_{i=1}^p \mathbf{a}^i \mathbf{b}_i \in \mathbb{R}^{1 \times n} \\ \mathbf{b}^\top \times \mathbf{a}^\top = \sum_{i=1}^p \mathbf{b}_i (\mathbf{a}^i)^\top \in \mathbb{R}^n. \end{cases} \quad (4)$$

Then, for two matrices $\mathbf{A} \in \mathbb{R}^{H \times np}$, $\mathbf{B} \in \mathbb{R}^{p \times Q}$, STP is defined as:

$$\mathbf{C} = \mathbf{A} \times \mathbf{B}, \quad (5)$$

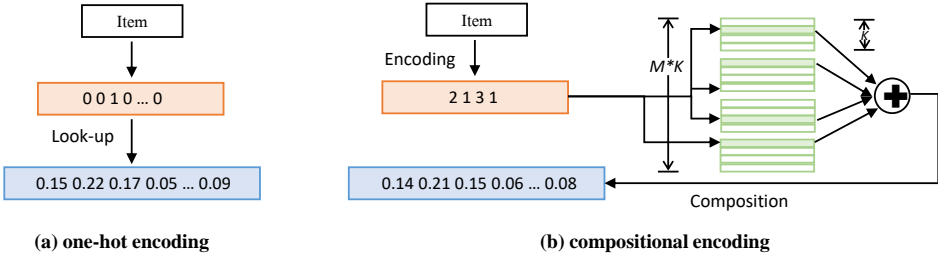


Fig. 2. Difference between one-hot encoding and compositional encoding.

and C consists of $H \times Q$ blocks and each block $C^{hq} \in \mathbb{R}^{1 \times n}$ can be calculated as:

$$C^{hq} = \mathbf{A}(h, :) \times \mathbf{B}(:, q), \quad (6)$$

where $\mathbf{A}(h, :)$ represents h -th row in \mathbf{A} , $\mathbf{B}(:, q)$ represents q -th column in \mathbf{B} and $h = 1, 2, \dots, H$, $q = 1, 2, \dots, Q$. With the above definitions, the conventional tensor product between TT-cores can be replaced with the semi-tensor product as:

$$\mathbf{X} = \hat{\mathbf{G}}_1 \times \hat{\mathbf{G}}_2 \times \dots \times \hat{\mathbf{G}}_d, \quad (7)$$

where $\{\hat{\mathbf{G}}_k\}_{k=1}^d$ are the core tensors after applying semi-tensor product based tensor-train decomposition (STTD) and $\hat{\mathbf{G}}_1 \in \mathbb{R}^{I_1 J_1 \times R}$, $\{\hat{\mathbf{G}}_k\}_{k=2}^{d-1} \in \mathbb{R}^{\frac{R}{n} \times \frac{I_k J_k}{n} \times R}$, $\hat{\mathbf{G}}_d \in \mathbb{R}^{\frac{R}{n} \times \frac{I_d J_d}{n}}$. Semi-Tensor Product loosens the strict dimensionality consistency by enabling the factorized tensors to do the product as long as their corresponding dimensions are proportional. The compression rate is:

$$\text{rate} = \frac{\prod_{k=1}^d I_k J_k}{I_1 J_1 R + \sum_{k=1}^{d-1} I_k J_k \frac{R^2}{n^2} + I_d J_d \frac{R}{n^2}}. \quad (8)$$

We can adjust the TT-rank, namely, the values of the hyperparameters R and n , and the length k of the tensor chain to flexibly compress the model to any degree.

4 COMPOSITIONAL ENCODING FOR MODEL COMPRESSION

Although the tensor-train decomposition empowered by the semi-tensor product can reduce a substantial memory footprint, the multiplication of tensors also greatly increases the inference time. In this section, we present our new compression method which is based on the compositional code learning.

4.1 Discrete Code Embedding Framework

We propose to compress the item embedding table by enabling items to share embedding vectors through a discrete code learning mechanism. Specifically, each item v will be represented by a unique code $C_v = (C_v^1, C_v^2, \dots, C_v^M) \in \mathcal{B}^M$ where each component in the code is a discrete number ranged in $[1, K]$ and \mathcal{B} is the set of code bits with cardinality of M . There is a code allocation function $\Phi(\cdot) : \mathcal{V} \rightarrow \mathcal{B}^M$ that maps each item with its discrete code. Since the discrete code has M values, we cannot directly use the code to look up the item vector in the embedding table; instead, we expect to learn a code composition function Θ that takes a discrete code of item v as input and generates the corresponding continuous embedding vector as output, i.e. $\Theta : \mathcal{B}^M \rightarrow \mathbb{R}^N$. Then the discrete code framework can be formed as:

$$\Gamma = \Phi \cdot \Theta. \quad (9)$$

Original size of item embeddings	Codebook number M	Vector number K	Size after compression	Compression rate
2,000,000	2	8	41600	48
		128	65600	30
		512	142400	14
2,000,000	4	8	83200	24
		128	131200	15
		512	284800	7
2,000,000	8	8	185600	11
		128	262400	8
		512	569600	3

Table 1. Model Size Analytics with Different M and K .

Given learned Φ and item v , we can get its code, i.e. $C_v = \Phi(v) = (C_v^1, C_v^2, \dots, C_v^M)$. In order to get the composite embedding, we adopt a code composition function $\mathbf{e}_v = \Theta(C_v)$. We first embed C_v to a sequence of embedding vectors $(E_1^{C_v^1}, E_2^{C_v^2}, \dots, E_i^{C_v^i})$. And then we apply embedding transformation to generate \mathbf{e}_v . Here we create M codebooks E_1, E_2, \dots, E_M , each containing K vectors with the dimensionality of N . The final embedding of item v is

$$\mathbf{e}_v = \sum_{i=1}^M E_i(C_v^i), \quad (10)$$

where $E_i(C_v^i)$ is the C_v^i -th vector in codebook E_i . Therefore, in this case, we just need to store the integer codes of all items, which is called code matrix C and the M codebooks. We present the processes of one-hot encoding and compositional encoding in Fig. 2. For one-hot encoding, the number of vectors used in representing items is identical to the number of items. In contrast, the number of vectors for compositional approach required to construct the embeddings is $M * K$. To store each code, $M \log_2 K$ bits are required so K is selected to be a number of a multiple of 2 for the convenience of storage.

In this case, the compression ratio can be calculated as:

$$\text{rate} = \frac{|\mathcal{V}| \cdot N}{MKN + M \cdot |\mathcal{V}|} = \frac{N}{\frac{MN}{|\mathcal{V}|}K + M}. \quad (11)$$

We can adjust the value of M and K to flexibly compress the model to any degree. As shown in the above equation, the upper bound of the compression ratio is N/M . Therefore, when N is fixed, we should seek small M to have a larger compression ratio. Here we show the varying model compression ability with different values of M and K in Table 1. We assume that there are 20,000 items and the dimension of each embedding vector is 100. Then we calculate the model size before and after model compression and present them in Table 1. It is clear that the value of M affects the compression ratio more than K because $MN \ll |\mathcal{V}|$.

4.2 Compositional Code learning

Although the embedding size can be greatly reduced after using discrete code, we expect to prevent serious performance degradation and maintain model capacity in next-item recommendation. Namely, given baseline embedding matrix X (Here the baseline embedding is the well-trained item embedding matrix in the teacher model because we have a knowledge distillation framework), we want to find a set of codes C and codebooks E that can generate embeddings with the same effectiveness as X . A straightforward way is to minimize the squared distance between the original

embedding and the composite embedding:

$$\begin{aligned}\mathcal{L}_{mse} &= \operatorname{argmin}_{C,E} \frac{1}{|\mathcal{V}|} \sum_{v \in \mathcal{V}} \|E(C_v) - \mathbf{X}_v\|^2 \\ &= \operatorname{argmin}_{C,E} \frac{1}{|\mathcal{V}|} \sum_{v \in \mathcal{V}} \left\| \sum_{i=1}^M E_i(C_v^i) - \mathbf{X}_v \right\|^2.\end{aligned}\quad (12)$$

4.2.1 End-To-End Learning with Gumbel-Softmax. To minimize the MSE loss means we should optimize the item-to-code mapping function Φ and the code-to-embedding composition function Θ . However, each code is discrete so the learning is not differentiable. In order to enable an end-to-end learning, we consider that each code C_v can be seen as a concatenation of M one-hot vectors, i.e. $C_v = (\mathbf{O}_v^1, \mathbf{O}_v^2, \dots, \mathbf{O}_v^M)$, where $\forall i, \mathbf{O}_v^i \in [0, 1]^K$ and $\sum_k \mathbf{O}_v^{ik} = 1$, and \mathbf{O}_v^{ik} is the k -th component of \mathbf{O}_v^i . Let $\mathbf{O}^1, \mathbf{O}^2, \dots, \mathbf{O}^M$ represent M code matrices where each matrix is with the size of $|\mathcal{V}| \times K$ and each row in each matrix is a K -dimensional one-hot vector. Then the generation of item's embedding can be reformulated to be:

$$\mathbf{e}_v = \sum_{i=0}^M E_i^\top \mathbf{O}_v^i, \quad (13)$$

where \mathbf{O}_v^i represents the one-hot vector corresponding to the code component C_v^i of item v . Therefore, the optimization of the item-to-code-embedding function becomes to find an optimal set of one-hot code matrices $\mathbf{O}^1, \mathbf{O}^2, \dots, \mathbf{O}^M$ and basis codebooks E_1, E_2, \dots, E_M , that minimize the reconstruction loss \mathcal{L}_{mse} mentioned above. Inspired by [35], we then adopt Gumbel-Softmax [15] to make the continuous vector \mathbf{O}_v^i approximate the one-hot vector. The k -th element in \mathbf{O}_v^i is computed as:

$$\begin{aligned}(\mathbf{O}_v^i)_k &= \operatorname{softmax}(\log \alpha_v^i + G_k) \\ &= \frac{\exp((\log(\alpha_v^i)_k + G_k) / \epsilon)}{\sum_{k'=1}^K \exp((\log(\alpha_v^i)_{k'} + G_{k'}) / \epsilon)},\end{aligned}\quad (14)$$

where G_k is a noise term that is sampled from the Gumbel distribution $-\log(-\log(\operatorname{Uniform}(0, 1)))$, ϵ is the temperature in softmax. As $\epsilon \rightarrow 0$, the softmax computation smoothly approaches the argmax. (In our setting, we empirically set ϵ to 0.3, which is reported as a good choice in many previous studies). And α_v^i is computed by a two-layer MLP:

$$\begin{aligned}\alpha_v^i &= \operatorname{softmax}(\operatorname{softplus}(\theta_i'^\top \mathbf{h}_v + \mathbf{b}_i')) \\ \mathbf{h}_v &= \tanh(\theta^\top \mathbf{X}_v + \mathbf{b}),\end{aligned}\quad (15)$$

where \mathbf{X}_v is the well-trained embedding of item v , $\theta \in \mathbb{R}^{N \times (MK/2)}$, $\theta_i' \in \mathbb{R}^{(MK/2) \times MK}$, $\mathbf{b} \in \mathbb{R}^{MK/2}$ and $\mathbf{b}_i \in \mathbb{R}^{MK}$. By using this reparameterization trick, the model can circumvent the indifferentiable look-up operation and allows the gradients from the MSE loss to be delivered to the codebooks.

4.2.2 Code Learning with Guidances. Although compositional encoding can compress the embedding table, it will definitely degrade recommendation performance. In order to retain the model capacity and guide the compositional code learning, we propose *embedding mixup* in the process of code learning. Specifically, during training, instead of solely using the generated embedding from Eq. (15), we use an interpolation of the composite embedding \mathbf{e}_v and the uncompressed embedding \mathbf{X}_v :

$$\mathbf{e}'_v = \eta \odot \mathbf{X}_v + (1 - \eta) \odot \mathbf{e}_v, \quad (16)$$

where $\eta \in (0, 1)$ is a hyperparameter. We can tune it to achieve the best performance. Note that we only use the embedding mixup in training. In the test/inference phase, only the compositional embedding is used for prediction.

4.2.3 Time Complexity Analysis. In this section, we compare the time complexity of the proposed new compression method and the previous tensor-train decomposition. The discussion focuses on the process of reconstructing item embeddings, which is critical for fast local inference. Recall that, in tensor-train decomposition, for each item there is an index list to calculate, followed by a series of tensor multiplications between the vectors looked up from factorized tensors with the index list. In our new method, to generate item embeddings, we just need the matrix multiplication between the code matrix and codebooks. Here we let $|V|$ be the number of items, N is the embedding dimension, R is value of TT-rank in tensor-train decomposition, M is the number of codebooks and K is the number of vectors in each codebook. In tensor-train decomposition, the time complexity of the index list calculation for n items is $\mathcal{O}(|V|^2 + |V|)$; as for the multiplication between indexed embedding vectors, its time complexity is $\mathcal{O}(|V|R)$. Then the total time complexity of tensor-train decomposition is $\mathcal{O}(|V|^2 + |V| + |V|R)$. When using compositional codes to represent items, we first pre-train the code matrix and codebooks and then they are saved to form item embeddings. Therefore, there is only one-time matrix multiplication between the code matrix and the codebooks, and the time complexity is $\mathcal{O}(|V|MKN)$. Since M and K are small, the new compression method is theoretically much more efficient than the old one.

5 BIDIRECTIONAL SELF-SUPERVISED KNOWLEDGE DISTILLATION

In our previous paper, we proposed a self-supervised knowledge distillation framework to improve the capacity of the on-device model in a teacher-student fashion. In this paper, we advance it by proposing bidirectional knowledge distillation.

5.1 Framework Formulation

Since we are the first to combine self-supervised learning and knowledge distillation for recommendation, we define the general framework of self-supervised knowledge distillation for recommendation as follows. Let \mathcal{D} denote the item interaction data, $\mathcal{D}_{\text{soft}}$ represent the soft targets from the teacher and \mathcal{D}_{aug} denote the augmented data under the self-supervised setting. The teacher model and the student model are denoted by M_T and M_S , respectively. Then the framework is formulated as follows:

$$f(M_T(\mathcal{D}), M_S(\mathcal{D}, \mathcal{D}_{\text{soft}}, \mathcal{D}_{\text{aug}})) \rightarrow M_S^* \quad (17)$$

which means that by jointly supervising the student model with the historic interactions \mathcal{D} , the teacher's soft targets $\mathcal{D}_{\text{soft}}$ and the self-supervised signals extracted from \mathcal{D}_{aug} , we can finally obtain an improved student model M_S^* that retains the capacity of the regular model.

5.2 Data Augmentation

In this framework, two types of distillation tasks: traditional distillation task based on soft targets, and contrastive self-supervised distillation task are integrated. The essential idea of self-supervised learning [25, 51, 52] is to learn with the supervisory signals which are extracted from augmentations of the raw data. However, in recommender systems, interactions follow a long-tail distribution. For the long-tail items with few interactions, generating informative augmentations is often difficult [54]. Inspired by the genetic recombination [27] and the preference editing in [26], we come up with the idea to exchange embedding segments from the student and the teacher and recombine them to distill knowledge. Such recombinations enable the direct information transfer between the teacher and the student, and meanwhile create representation-level augmentations which inherit characteristics from both sides. Under the direct guidance from the teacher, we expect that the student model can learn more from distillation tasks. We term this method *embedding recombination*.

To implement it, we divide items into two types: hot and cold by their popularity. The top 20% popular items are considered as hot items and the rest part is cold items. For each session, we split it into two sub-sessions: cold session and hot session in which only the cold items or hot items are contained. Then we learn two corresponding session representations respectively: hot session representation and cold session representation. The hot session representation derives from representations of hot items in that session based on the soft attention mechanism in Eq. (3), while the cold session representation is analogously learned from representations of cold items. They are formulated as follows:

$$\theta_s^{hot} = \sum_{t=1}^{l_h} \alpha_t^{hot} \mathbf{x}_t^{*hot}, \quad \theta_s^{cold} = \sum_{t=1}^{l_c} \alpha_t^{cold} \mathbf{x}_t^{*cold}, \quad (18)$$

where l_c and l_h are lengths of the cold session and the hot session, \mathbf{x}_t^{*hot} (\mathbf{x}_t^{*cold}) represents representation of the t -th hot item or cold item in the session s , α_t^{hot} (α_t^{cold}) is the learned attention coefficient of the t -th hot or cold item in the session, and θ^{hot} (θ^{cold}) is the learned hot or cold session representation. In both the student and the teacher models, we learn such session embeddings. Then for the same session, we swap their cold session representations as follows to generate new embeddings:

$$z_s^{tea} = [\theta_s^{hot_{rea}}, \theta_s^{cold_{stu}}], \quad z_s^{stu} = [\theta_s^{hot_{stu}}, \theta_s^{cold_{rea}}]. \quad (19)$$

As for those sessions which only contain hot items or cold items, we generate the corresponding type of session representations and swap them.

5.3 Knowledge Distillation Tasks

5.3.1 Contrastive Distillation. Since the generated new embeddings are profiling the same session, we consider that there is shared learnable invariance lying in these embeddings. Therefore, we propose to contrast recombined embeddings so as to learn discriminative representations for the student model, which can mitigate the data sparsity issue to some degree. Meanwhile, this contrastive task also helps to transfer the information in the teacher's representation, rather than only transferring the output probabilities. We follow [50, 53] to use InfoNCE [30] to maximize the mutual information between teacher's and student's session representations. For any session s , its recombined representations are positive samples of each other, while the recombined representations of other sessions are its negative samples. We conduct negative sampling in the current batch \mathcal{B} . The loss of the contrastive task is defined as follows:

$$\mathcal{L}_{cl} = - \sum_{s \in \mathcal{B}} \log \frac{\psi(\mathbf{W}_t z_s^{tea}, \mathbf{W}_s z_s^{stu})}{\psi(\mathbf{W}_t z_s^{tea}, \mathbf{W}_s z_s^{stu}) + \sum_{j \in \mathcal{B}/\{s\}} \psi(\mathbf{W}_t z_s^{tea}, \mathbf{W}_s z_j^{stu})}, \quad (20)$$

where $\psi(\mathbf{W}_t z_s^{tea}, \mathbf{W}_s z_s^{stu}) = \exp(\phi(\mathbf{W}_t z_s^{tea}, \mathbf{W}_s z_s^{stu}) / \tau)$, $\phi(\cdot)$ is the cosine function, τ is temperature (0.2 in our method), and \mathbf{W}_t and $\mathbf{W}_s \in \mathbb{R}^{N \times 2N}$ are projection matrices.

5.3.2 Soft Targets Distillation. The self-supervised KD tasks rely on data augmentations. Though effective, there may be divergence between original representations and recombined representations. We finally distill the soft targets (i.e., teacher's prediction probabilities on items). Following the convention, we adopt KL Divergence to make the student generate probabilities similar to the teacher's. Let prob^{tea} and prob^{stu} represent the predicted probability distributions of the teacher and the student, respectively. Then for each session s , we have:

$$\text{prob}^{tea} = \text{softmax}(\theta_s^{tea\top} \mathbf{X}), \quad \text{prob}^{stu} = \text{softmax}(\theta_s^{stu\top} \mathbf{X}); \quad (21)$$

θ_s^{tea} and θ_s^{stu} are representations of session s from teacher and student. Then to maximize the agreement between them, we define the loss of distilling soft targets as:

$$\mathcal{L}_{\text{soft}} = - \sum_{v=1}^{|\mathcal{V}|} \text{prob}_v^{tea} \ln \frac{\text{prob}_v^{stu}}{\text{prob}_v^{tea}}. \quad (22)$$

5.4 Bidirectional Knowledge Distillation

The self-supervised knowledge distillation framework has been demonstrated to be effective in our previous work. However, the framework also has limitations. To be specific, the framework is based on the assumption that the teacher is superior than the student so the teacher can transfer its knowledge to help the student. But in practice the teacher is not always superior than the student and sometimes the student can even achieve better performance, which has been reported in the results in our previous work. Such a phenomenon is also observed in [18]. The possible reason is that the teacher may mistakenly rank some items which should be recommended low whereas the student can correctly rank them high. Therefore, in this work we conduct bidirectional knowledge distillation which allows the reverse transfer knowledge from the student to the teacher. In this way, the two models can recursively learn from each other and get improved. Since both the teacher and the student are trainable, the upgraded framework is reformulated as:

$$f(M_T(\mathcal{D}, \mathcal{D}_{\text{soft}}, \mathcal{D}_{\text{aug}}), M_S(\mathcal{D}, \mathcal{D}_{\text{soft}}, \mathcal{D}_{\text{aug}})) \rightarrow M_S^*, M_T^*. \quad (23)$$

5.5 Training Scheme and Model Optimization

We first train the teacher model in the cloud where the embedding table is not compressed. Then, the student model is trained under the help of the teacher in the cloud. Finally, the well-trained lightweight student model is downloaded and saved on the device for local inference. Before training with the knowledge distillation framework, we first pre-train the student with the recommendation task to get the well-trained code matrix and codebooks. The pre-training objective can be formed as:

$$\mathcal{L}_{\text{pre}} = \mathcal{L}_{\text{rec}} + \mathcal{L}_{\text{mse}}. \quad (24)$$

As for the recommendation task, we use the inner product of the candidate item embeddings \mathbf{E}' (obtained through embedding composition in Eq. (10) and embedding mixup in Eq. (16)) and the given session s to denote the scores of items, then we apply softmax to compute the probabilities of items to be recommended:

$$\hat{\mathbf{y}} = \text{softmax}(\theta_s^T \mathbf{E}'), \quad (25)$$

where θ_s is computed through Eq. (3). The cross-entropy is used as the loss function of the recommendation task:

$$\mathcal{L}_{\text{rec}} = - \sum_{v=1}^{|\mathcal{V}|} \mathbf{y}_v \log(\hat{\mathbf{y}}_v) + (1 - \mathbf{y}_v) \log(1 - \hat{\mathbf{y}}_v) \quad (26)$$

where \mathbf{y} is the one-hot encoding vector of the ground truth. For simplicity, we leave out the L_2 regularization terms. After this warm-up, we unify the teacher and the student into the bidirectional self-supervised knowledge distillation framework. Then the total loss is:

$$\mathcal{L} = \mathcal{L}_{\text{rec}} + \mathcal{L}_{\text{mse}} + \mathcal{L}_{\text{kd}} = \mathcal{L}_{\text{rec}} + \mathcal{L}_{\text{mse}} + \beta \mathcal{L}_{\text{con}} + \gamma \mathcal{L}_{\text{soft}}, \quad (27)$$

where β, γ are coefficients that control the magnitudes of two knowledge distillation tasks. The whole training process is presented in Algorithm 1.

Algorithm 1: The training process of the proposed method.

Input: session data \mathcal{D}

Output: Recommendation lists

- 1 Train the teacher model M_T on the cloud and get the well-trained item embedding matrix X ;
 - 2 Pre-train the student with Eq. (24) to get the codebooks E_1, E_2, \dots, E_M and code matrix C for items;
 - 3 **for each iteration do**
 - 4 Form item embedding through Eq. (13)-Eq. (16);
 - 5 Compute \mathcal{L}_{mse} through Eq. (12);
 - 6 Form session representations through Eq. (18) - Eq. (19);
 - 7 Compute the recommendation loss by following Eq. (25) and (26);
 - 8 Compute the knowledge distillation loss by following Eq. (20) - Eq. (22);
 - 9 Jointly optimize the model using Eq. (27) to update both M_T and M_S .
 - 10 **end**
-

Dataset	#Training sessions	#test sessions	#Items	Avg. Length
Tmall	351,268	25,898	40,728	6.69
RetailRocket	433,643	15,132	36,968	5.43

Table 2. Dataset Statistics

6 EXPERIMENTS

6.1 Experimental Settings

6.1.1 Datasets. We evaluate our model on two real-world benchmark datasets: *Tmall*² and *RetailRocket*³. *Tmall* is from IJCAI-15 competition and contains anonymized users' shopping logs on Tmall shopping platform. *RetailRocket* is a dataset on a Kaggle contest published by an E-commerce company, including the user's browsing activities within six months. For convenient comparison, we duplicate the experimental environment in [42, 43]. Specifically, we filter out all sessions whose length is 1 and items appearing less than 5 times. The latest interacted item of each session is assigned to the test set and the previous data is used for training. The validation set is randomly sampled from the training set and makes up 10% of the training set. Then, we augment and label the training and test datasets by using a sequence splitting method, which generates multiple labeled sequences with the corresponding labels $([v_{s,1}, v_{s,2}], ([v_{s,1}, v_{s,2}], v_{s,3}), \dots, ([v_{s,1}, v_{s,2}, \dots, v_{s,l-1}], v_{s,l})$ for every session $s = [v_{s,1}, v_{s,2}, v_{s,3}, \dots, v_{s,l}]$. Note that the label of each sequence is the last consumed item in it. The statistics of used datasets are presented in Table 2.

6.1.2 Baseline Methods. We compare our method with the following representative session-based recommendation methods:

- **GRU4Rec** [11] is a GRU-based session-based recommendation model which also utilizes a session-parallel mini-batch training process and adopts ranking-based loss functions to model user sequences.
- **NARM** [21] is an RNN-based model which employs an attention mechanism to capture users' main purpose and combines it with the temporal information to generate recommendations.

²<https://tianchi.aliyun.com/dataset/dataDetail?dataId=42>

³<https://www.kaggle.com/retailrocket/e-commerce-dataset>

Method	Tmall				RetailRocket			
	Prec@5	NDCG@5	Prec@10	NDCG@10	Prec@5	NDCG@5	Prec@10	NDCG@10
GRU4REC	16.48	9.25	19.58	9.93	32.37	19.36	39.35	20.53
NARM	16.84	10.96	19.68	11.66	32.94	20.07	39.18	21.53
STAMP	17.45	12.92	22.61	13.34	33.57	20.50	39.75	22.97
SR-GNN	19.39	14.29	23.79	15.81	35.68	27.19	43.31	29.67
Teacher	22.47	18.05	27.86	19.53	36.51	27.77	43.59	30.03
OD-Rec	23.68	18.86	25.22	19.43	35.17	28.45	36.81	28.93
Student	23.66	18.49	27.76	19.67	37.72	28.60	44.55	30.83

Table 3. Performance comparison for all the methods.

- **STAMP** [24] adopts attention layers to replace all RNN encoders and employs the self-attention mechanism [40] to model long-term and short-term user interests.
- **SR-GNN** [43] proposes a gated graph neural network to refine item embeddings and also employs a soft-attention mechanism to compute the session embeddings.
- **OD-Rec** [47] is our previous work that proposes a session-based recommendation model operating on resource-constrained devices where a tensor-train decomposition method is used to compress the deep model and a self-supervised knowledge distillation framework is proposed to retain model capacity.

We use P@K (Precision) and NDCG@K (Normalized Discounted Cumulative Gain) to evaluate the recommendation results where K is 5 or 10. Precision measures the ratio of hit items and NDCG assesses the ranking quality of the recommendation list.

6.1.3 Hyperparameter Settings. As for the setting of the general hyperparameters, we set the mini-batch size to 100, the L_2 regularization to 10^{-5} , and the embedding dimension to 128 for Tmall and 256 for RetailRocket. All the learnable parameters are initialized with the Uniform Distribution $U(-0.1, 0.1)$. For the backbone, the best performance is achieved when the number of attention layers and attention heads are 1 and 2 for RetailRocket and 1 and 1 for Tmall. The dropout rate is 0.5 for Tmall and 0.2 for RetailRocket. We use Adam with learning rate 0.001 to optimize the model. We empirically set the temperature in Gumbel-Softmax to 0.3. For all baselines, we report their best performances with the same general experimental settings.

6.2 Model Performance

We first report the performances of all methods in Table 3. We use Teacher to denote the separately trained server-side model and use Student to denote the on-device model trained with the bidirectional self-supervised knowledge distillation framework. OD-Rec is the predecessor of the student model proposed in our previous work. The performance of on-devices model varies drastically with different hyperparameters. We present the results of OD-Rec and the student when they are compressed to the same degree (compression ratio is 30). According to the table, we can draw following conclusions:

- The teacher model and the two student model outperform all other deep models (RNN-based methods and graph-based methods), showing Transformer-based architecture’s superiority in modeling session-based data. Particularly, the performance improvement on Tmall is more significant, which we guess is because of the effectiveness of Transformer in modeling long sequences.
- OD-Rec can outperform the teacher on Prec@5 on Tmall and NDCG@5 on two datasets with 30x smaller size. The new student model is further strengthened that it can even outperform the

Tmall							RetailRocket						
M	K	CR	P@5	N@5	P@10	N@10	M	K	CR	P@5	N@5	P@10	N@10
1	32	116	21.10	15.58	25.48	17.01	1	32	210	33.09	24.41	40.01	26.65
1	128	91	22.01	15.48	26.22	17.87	1	128	135	34.98	24.60	41.67	27.76
1	256	71	22.77	17.13	27.02	18.16	1	256	92	35.09	26.46	42.74	27.61
1	512	49	23.10	17.76	27.38	18.22	1	512	56	36.11	26.39	42.28	28.72
2	32	58	23.01	17.58	27.37	19.00	2	32	105	34.09	24.47	41.14	27.76
2	128	46	23.18	17.63	27.57	19.05	2	128	68	36.04	26.60	41.76	28.78
2	256	35	23.21	17.80	27.53	19.12	2	256	46	36.10	26.41	41.32	28.65
2	512	24	23.45	18.65	27.92	19.79	2	512	28	36.86	27.40	43.45	30.66
3	32	39	23.05	17.67	27.36	19.07	3	32	70	36.08	26.62	41.70	27.73
3	128	30	23.44	18.43	27.42	19.66	3	128	45	37.08	27.72	43.47	30.79
3	256	24	23.75	18.63	27.66	19.75	3	256	31	37.72	28.60	44.55	30.83
3	512	16	23.82	18.89	28.00	19.84	3	512	19	37.65	28.98	44.37	30.96
4	32	29	23.66	18.49	27.76	19.67	4	32	52	36.19	26.67	42.14	28.69
4	128	23	23.88	18.45	27.33	19.30	4	128	34	37.02	28.37	44.25	30.70
4	256	18	23.82	18.50	27.86	19.98	4	256	23	37.53	28.44	44.30	30.79
4	512	12	23.89	18.61	28.04	19.64	4	512	14	37.99	28.83	44.75	31.01
5	32	23	23.57	18.42	27.49	19.07	5	32	42	36.75	28.51	42.74	30.45
5	128	18	23.67	18.51	27.41	18.95	5	128	27	37.16	28.38	44.23	30.67
5	256	14	23.88	18.67	27.44	19.06	5	256	18	37.77	28.88	44.76	30.99
5	512	10	23.81	18.89	28.13	19.70	5	512	11	37.99	28.97	44.66	30.78

Table 4. Performance comparison between different M and K on Tmall.

teacher on almost all the metrics and datasets. It also significantly beats OD-Rec especially on Prec@10 on Retailrocket, which demonstrates the effectiveness of the proposed compositional encoding and bidirectional self-supervised knowledge distillation framework.

6.3 Effectiveness of Compressed Model

In our method, the model compression rate is influenced by two factors, i.e. the number of codebooks M and the number of vectors in each codebook K . According to the compression ratio calculation equation (Eq. (11)), it is obvious that the value of M has a larger influence than K in theory. To investigate the effectiveness of compressed models with different compression ratios and different M, K , we conduct a comprehensive study by selecting some representative values for the two factors. To cover a wide range of compression ratios, we select $\{1, 2, 3, 4, 5\}$ for M and $\{32, 128, 256, 512\}$ for K . We report their corresponding compression ratios and performances in Table 4. From the results, we can observe that when the value of M increases, the compression ratio tends to decrease, and the performances are gradually becoming better in most cases. Similarly, when M is fixed, with the increase of K , there is a trend towards better recommendation accuracy. For the two datasets, both M and K are vital to the model's capacity. There is a size-accuracy trade-off when choosing different values of M and K .

We highlight the performance in bold when the compression ratio is 29 on Tmall where M is 4 and K is 32. Compared with the performance of OD-Rec where the compression ratio is 27, the highlighted performance is higher on Prec@10 and NDCG@10 and comparable on Pre@5 and NDCG@5. On the dataset of RetailRocket, we highlight the results in bold when the compression rate is 31 where $M=3$ and $K=256$. Compared with the results of OD-Rec in Table 3 on RetailRocket

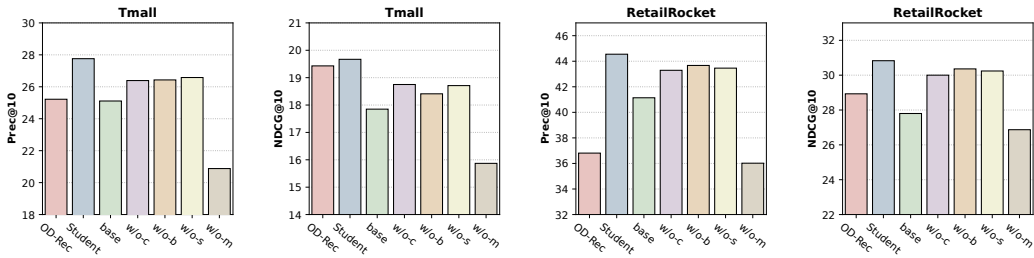


Fig. 3. Ablation study.

which are from the model with 30x smaller size than the uncompressed one, the highlighted performance of the new method is superior on all metrics. These observations demonstrate that when the previous method OD-Rec and the new method are compressed to the same degree, the new method has distinct advantages in recommendation accuracy, which also corroborates the effectiveness of the technical changes we have made on OD-Rec.

time	GRU4Rec	NARM	STAMP	SR-GNN	OD-Rec	New Student
Tmall	0.417	0.264	0.175	0.310	0.169	0.021
RetailRocket	0.093	0.096	0.094	0.192	0.081	0.012

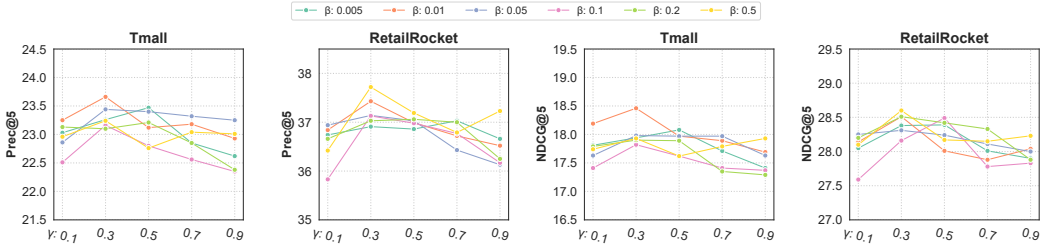
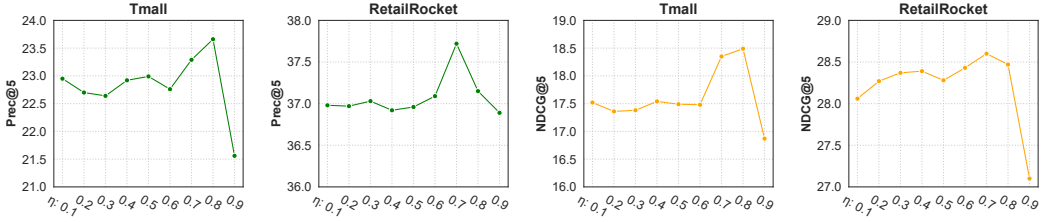
Table 5. Prediction time (s) on device.

6.4 Efficiency Analysis

The fast local inference is an essential feature of on-device models. To demonstrate the efficiency superiority of the proposed method, we test the inference time of the new method and all the baselines including its predecessor OD-Rec on the same resource-constrained device. We first train all the models on GPU, and then they are encapsulated by PyTorch Mobile. We use Android Studio 11.0.11 to simulate virtual device environment and deploy all the models under this virtual environment to do the inference. The selected device system is Google Pixel 2 API 29. We record the prediction time for every 100 sessions of each model on the two datasets and then report the average time in Table 5. Obviously, our student model is much faster than all the baselines on the two datasets. RNN-like units in GRU4Rec and NARM and the graph construction in SR-GNN leads to their prolonged inference. In particular, comparing with OD-Rec, our student model is 8x faster on Tmall and 6x faster on RetailRocket. We attribute the success to that the code matrix of items can be directly saved on the device. When doing inference, the new student model just needs to multiply it with the codebooks to get item embeddings. The code matrix consumes very limited memory because M is rather small. In comparison, when using tensor-train decomposition in OD-Rec, even if the index lists can be saved, there is still a series of multiplication between indexed vectors. This efficiency analysis proves that the integration of compositional code can successfully address the computation bottleneck and reduce inference time.

6.5 Ablation Study

The superior performance of the new on-device model has demonstrated the effectiveness of the overall method design. To investigate the contribution of each part of the proposed method, we devise five variants, i.e. **Stu-base**, **Stu-w/o-c**, **Stu-w/o-b**, **Stu-w/o-s** and **Stu-w/o-m**. **Stu-base** represents the compressed model without any knowledge distillation; **Stu-w/o-c** represents the one where the contrastive learning task is detached; **Stu-w/o-b** means the knowledge transfer

Fig. 4. Influence of M and K on recommendation accuracy.Fig. 5. Influence of η on recommendation accuracy.

from the student to the teacher is disabled, where the parameters of the teacher model are frozen; and **Stu-w/o-s** means we dispense with the soft targets distillation task; **Stu-w/o-m** denotes the version where the embedding mixup proposed in Eq (16) is disabled. We present their results in Figure 3. Comparing Stu-base with the full version of the student, we find that the bidirectional self-supervised knowledge distillation framework improves the model by 10.55% on Pre@10 and 10.20% on NDCG@10 on Tmall and 8.29% on Pre@10 and 10.90% on NDCG@10 on RetailRocket. The two distillation tasks and the bidirectional transfer mechanism in the knowledge distillation framework all play a part in these performance gains. Besides, it should be noted that the embedding mixup is critical. Without it, the performance drastically drops, which demonstrates that the direct knowledge transfer at the embedding level is the most effective.

6.6 Hyperparameter Analysis

In our method, there are three important hyperparameters: β , γ and η . The first two control the effect of the two distillation tasks where β is for the contrastive distillation task and γ is for the soft target distillation task. $\eta \in (0, 1)$ determines how much information from the teacher is used in the embedding mixup (Eq. (16)).

We first investigate the model's sensitivity to β and γ on two datasets. A large number of hyperparameter combinations are tested and we choose to report some representative ones of the two hyperparameters; they are $\{0.1, 0.3, 0.5, 0.7, 0.9\}$ for γ , $\{0.005, 0.01, 0.05, 0.1, 0.2, 0.5\}$ for β . The corresponding results are presented in Fig 4. When investigating the former two hyperparameters, we fix η . As can be observed from Fig 4, although each curve can have more than one rises and falls when tuning γ , it shows a relatively stable tendency: first goes up to the top and then gradually declines. Specifically, $\gamma = 0.3$ is the best choice for the model on both the two datasets. Meanwhile, the best performance is reached when $\beta=0.01$ on Tmall and $\beta=0.5$ on RetailRocket. We also notice that the curves of Precision and NDCG are not always consistent in where the best performance is reached.

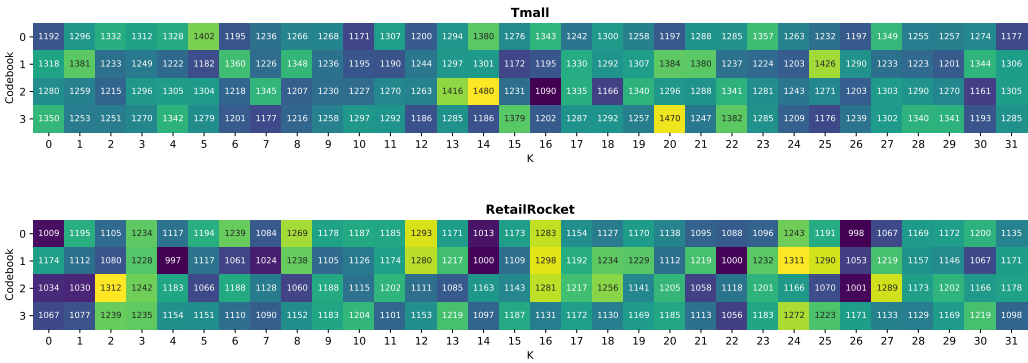


Fig. 6. Heatmap of codebooks vectors on two datasets.

In Fig 5, we report the results brought by different η , ranging from 0.1 to 0.9 with the step 0.1. When investigating η , we fix β and γ . According to Fig. 5, a larger η can lead to better performance on both the two datasets ($\eta=0.8$ on Tmall, and $\eta=0.7$ on RetailRocket), which means a great deal of embedding information transfer from the teacher is beneficial. But when η is 0.9, the model performance declines drastically. We conjecture that when η is overlarge, the gradients for updating the student's parameters could be too small, resulting in underfitted parameters.

6.7 Analysis on Distribution of Compositional Codes

The item embedding in our on-device model is the sum of vectors looked up from M codebooks by using the compositional code. To investigate the distribution of compositional codes of all items, i.e. how many times each code vector is indexed or mapped, we record the code matrix generated by the Gumbel-Softmax operation when the model reaches its best performance on two datasets. We then calculate the total times that each vector is hit and display these numbers with heatmaps in Fig. 6, where each grid represents a single vector and each row represents vectors from the same codebook. For a clear and convenient display, we choose to present the distribution when $M = 4$ and $K = 32$ for both datasets. As shown in the figure, we can see that the distribution of compositional codes of items is relatively uniform. The numbers fall in the intervals of $[1090, 1480]$ on Tmall and $[997, 1312]$ on RetailRocket. These distributions make sense because items have different characteristics and a good encoding module should map them to different codes in order to reflect the difference. Meanwhile, some items have common characteristics and their codes should have a overlap which results in some lighter grids. Note that the values in the heatmap of Tmall are larger than those in that of RetailRocket. This is because the dataset of Tmall contains more items. The item number equals to a quarter ($\frac{1}{M}$) of the sum of the values in the heatmap.

7 FUTURE WORK AND CONCLUSION

In recently years, on-device session-based recommendation systems have been achieving increasing attention on account of the low energy/resource consumption and privacy protection. The constrained memory and computation resource in mobile devices has spurred a series of research for making state-of-the-art deep recommendation models fit in resource-constrained devices. Techniques such as quantization, low-rank decomposition and network pruning have been utilized to compress the regular models and achieved promising performance. However, the high compression rate often comes at the cost of slow local inference because of the cumbersome operations to recover the parameters for prediction. In this paper, we propose a new model compression method based

on compositional encoding to accelerate the embedding reconstruction for faster local inference. Experimental results show that the new method can achieve 6x-8x faster inference and meanwhile exhibits better recommendation performance with a large compression ratio.

In addition to reducing the model size to fit in mobile devices, how to regularly update on-device model is another problem. Re-training from scratch can be costly and energy-consuming. Recently, a few studies [55] propose the module grafting, which allows the original parameters to remain unchanged and inserts re-trained small blocks with a small number of parameters into the original model to finish model updates. This could be a feasible approach for on-device recommendation models. However, the major parameters to be updated in our situation are the item embedding table, which means this line of research cannot be directly applied. Therefore, in our future work, we expect to target efficient model updates for on-device recommendation models.

REFERENCES

- [1] Benu Madhab Changmai, Divija Nagaraju, Debi Prasanna Mohanty, Kriti Singh, Kunal Bansal, and Sukumar Moharana. 2019. On-device User Intent Prediction for Context and Sequence Aware Recommendation. *arXiv preprint arXiv:1909.12756* (2019).
- [2] Liyang Chen, Yongquan Chen, Juntong Xi, and Xinyi Le. 2021. Knowledge from the original network: restore a better pruned network with knowledge distillation. *Complex & Intelligent Systems* (2021), 1–10.
- [3] Ting Chen, Martin Renqiang Min, and Yizhou Sun. 2018. Learning k-way d-dimensional discrete codes for compact embedding representations. In *International Conference on Machine Learning*. PMLR, 854–863.
- [4] Tong Chen, Hongzhi Yin, Quoc Viet Hung Nguyen, Wen-Chih Peng, Xue Li, and Xiaofang Zhou. 2020. Sequence-aware factorization machines for temporal predictive analytics. In *2020 IEEE 36th International Conference on Data Engineering (ICDE)*. IEEE, 1405–1416.
- [5] Tong Chen, Hongzhi Yin, Yujia Zheng, Zi Huang, Yang Wang, and Meng Wang. 2021. Learning elastic embeddings for customizing on-device recommenders. In *Proceedings of the 27th ACM SIGKDD Conference on Knowledge Discovery & Data Mining*. 138–147.
- [6] Wenlin Chen, James Wilson, Stephen Tyree, Kilian Weinberger, and Yixin Chen. 2015. Compressing neural networks with the hashing trick. In *International conference on machine learning*. PMLR, 2285–2294.
- [7] Saptik Dhar, Junyao Guo, Jiayi Liu, Samarth Tripathi, Unmesh Kurup, and Mohak Shah. 2021. A survey of on-device machine learning: An algorithms and learning theory perspective. *ACM Transactions on Internet of Things* 2, 3 (2021), 1–49.
- [8] Yunchao Gong, Liu Liu, Ming Yang, and Lubomir Bourdev. 2014. Compressing deep convolutional networks using vector quantization. *arXiv preprint arXiv:1412.6115* (2014).
- [9] Jialiang Han, Yun Ma, Qiaozhu Mei, and Xuanzhe Liu. 2021. DeepRec: On-device Deep Learning for Privacy-Preserving Sequential Recommendation in Mobile Commerce. In *Proceedings of the Web Conference 2021*. 900–911.
- [10] Song Han, Huizi Mao, and William J Dally. 2015. Deep compression: Compressing deep neural networks with pruning, trained quantization and Huffman coding. *arXiv preprint arXiv:1510.00149* (2015).
- [11] Balázs Hidasi, Alexandros Karatzoglou, Linas Baltrunas, and Domonkos Tikk. 2015. Session-based recommendations with recurrent neural networks. *arXiv preprint arXiv:1511.06939* (2015).
- [12] Geoffrey Hinton, Oriol Vinyals, and Jeff Dean. 2015. Distilling the knowledge in a neural network. *arXiv preprint arXiv:1503.02531* (2015).
- [13] Oleksii Hrinchuk, Valentin Khrulkov, Leyla Mirvakhabova, Elena Orlova, and Ivan Oseledets. 2019. Tensorized embedding layers for efficient model compression. *arXiv preprint arXiv:1901.10787* (2019).
- [14] David A Huffman. 1952. A method for the construction of minimum-redundancy codes. *Proceedings of the IRE* 40, 9 (1952), 1098–1101.
- [15] Eric Jang, Shixiang Gu, and Ben Poole. 2017. Categorical Reparameterization with Gumbel-Softmax. In *5th International Conference on Learning Representations, ICLR 2017, Toulon, France, April 24–26, 2017, Conference Track Proceedings*.
- [16] SeongKu Kang, Junyoung Hwang, Wonbin Kweon, and Hwanjo Yu. 2020. DE-RRD: A Knowledge Distillation Framework for Recommender System. In *Proceedings of the 29th ACM International Conference on Information & Knowledge Management*. 605–614.
- [17] Wang-Cheng Kang and Julian McAuley. 2018. Self-attentive sequential recommendation. In *2018 IEEE International Conference on Data Mining (ICDM)*. IEEE, 197–206.
- [18] Wonbin Kweon, SeongKu Kang, and Hwanjo Yu. 2021. Bidirectional distillation for top-K recommender system. In *Proceedings of the Web Conference 2021*. 3861–3871.

- [19] Juhyun Lee, Nikolay Chirkov, Ekaterina Ignasheva, Yury Pisarchyk, Mogan Shieh, Fabio Riccardi, Raman Sarokin, Andrei Kulik, and Matthias Grundmann. 2019. On-device neural net inference with mobile gpus. *arXiv preprint arXiv:1907.01989* (2019).
- [20] Jae-woong Lee, Minjin Choi, Jongwuk Lee, and Hyunjung Shim. 2019. Collaborative distillation for top-N recommendation. In *2019 IEEE International Conference on Data Mining (ICDM)*. IEEE, 369–378.
- [21] Jing Li, Pengjie Ren, Zhumin Chen, Zhaochun Ren, Tao Lian, and Jun Ma. 2017. Neural attentive session-based recommendation. In *Proceedings of the 2017 ACM on Conference on Information and Knowledge Management*. 1419–1428.
- [22] Yang Li, Tong Chen, Peng-Fei Zhang, and Hongzhi Yin. 2021. Lightweight self-attentive sequential recommendation. In *Proceedings of the 30th ACM International Conference on Information & Knowledge Management*. 967–977.
- [23] Chenghao Liu, Tao Lu, Xin Wang, Zhiyong Cheng, Jianling Sun, and Steven CH Hoi. 2019. Compositional coding for collaborative filtering. In *Proceedings of the 42nd International ACM SIGIR Conference on Research and Development in Information Retrieval*. 145–154.
- [24] Qiao Liu, Yifu Zeng, Refuoe Mokhosi, and Haibin Zhang. 2018. STAMP: short-term attention/memory priority model for session-based recommendation. In *Proceedings of the 24th ACM SIGKDD International Conference on Knowledge Discovery & Data Mining*. 1831–1839.
- [25] Xiao Liu, Fanjin Zhang, Zhenyu Hou, Zhaoyu Wang, Li Mian, Jing Zhang, and Jie Tang. 2020. Self-supervised learning: Generative or contrastive. *arXiv preprint arXiv:2006.08218* 1, 2 (2020).
- [26] Muyang Ma, Pengjie Ren, Zhumin Chen, Zhaochun Ren, Huasheng Liang, Jun Ma, and Maarten de Rijke. 2021. Improving Transformer-based Sequential Recommenders through Preference Editing. *arXiv preprint arXiv:2106.12120* (2021).
- [27] Matthew S Meselson and Charles M Radding. 1975. A general model for genetic recombination. *Proceedings of the National Academy of Sciences* 72, 1 (1975), 358–361.
- [28] Alexander Novikov, Dmitry Podoprikin, Anton Osokin, and Dmitry Vetrov. 2015. Tensorizing neural networks. *arXiv preprint arXiv:1509.06569* (2015).
- [29] Keiichi Ochiai, Kohei Senkawa, Naoki Yamamoto, Yuya Tanaka, and Yusuke Fukazawa. 2019. Real-time on-device troubleshooting recommendation for smartphones. In *Proceedings of the 25th ACM SIGKDD International Conference on Knowledge Discovery & Data Mining*. 2783–2791.
- [30] Aaron van den Oord, Yazhe Li, and Oriol Vinyals. 2018. Representation learning with contrastive predictive coding. *arXiv preprint arXiv:1807.03748* (2018).
- [31] Ivan V Oseledets. 2011. Tensor-train decomposition. *SIAM Journal on Scientific Computing* 33, 5 (2011), 2295–2317.
- [32] Bryan A Plummer, Nikoli Dryden, Julius Frost, Torsten Hoefler, and Kate Saenko. 2020. Shapeshifter networks: Cross-layer parameter sharing for scalable and effective deep learning. *arXiv e-prints* (2020), arXiv–2006.
- [33] Guy Shani, David Heckerman, and Ronen I Brafman. 2005. An MDP-based recommender system. *Journal of Machine Learning Research* 6, Sep (2005), 1265–1295.
- [34] Hao-Jun Michael Shi, Dheevatsa Mudigere, Maxim Naumov, and Jiyan Yang. 2020. Compositional embeddings using complementary partitions for memory-efficient recommendation systems. In *Proceedings of the 26th ACM SIGKDD International Conference on Knowledge Discovery & Data Mining*. 165–175.
- [35] Raphael Shu and Hideki Nakayama. 2017. Compressing word embeddings via deep compositional code learning. *arXiv preprint arXiv:1711.01068* (2017).
- [36] Suraj Srinivas and R Venkatesh Babu. 2015. Data-free parameter pruning for deep neural networks. *arXiv preprint arXiv:1507.06149* (2015).
- [37] Yang Sun, Fajie Yuan, Min Yang, Guoao Wei, Zhou Zhao, and Duo Liu. 2020. A generic network compression framework for sequential recommender systems. In *Proceedings of the 43rd International ACM SIGIR Conference on Research and Development in Information Retrieval*. 1299–1308.
- [38] Jiayi Tang and Ke Wang. 2018. Ranking distillation: Learning compact ranking models with high performance for recommender system. In *Proceedings of the 24th ACM SIGKDD International Conference on Knowledge Discovery & Data Mining*. 2289–2298.
- [39] Dan Tito Svenstrup, Jonas Hansen, and Ole Winther. 2017. Hash embeddings for efficient word representations. *Advances in neural information processing systems* 30 (2017).
- [40] Ashish Vaswani, Noam Shazeer, Niki Parmar, Jakob Uszkoreit, Llion Jones, Aidan N Gomez, Łukasz Kaiser, and Illia Polosukhin. 2017. Attention is All You Need. In *Advances in neural information processing systems*. 5998–6008.
- [41] Qinyong Wang, Hongzhi Yin, Tong Chen, Zi Huang, Hao Wang, Yanchang Zhao, and Nguyen Quoc Viet Hung. 2020. Next point-of-interest recommendation on resource-constrained mobile devices. In *Proceedings of the Web conference 2020*. 906–916.
- [42] Ziyang Wang, Wei Wei, Gao Cong, Xiao-Li Li, Xian-Ling Mao, and Minghui Qiu. 2020. Global context enhanced graph neural networks for session-based recommendation. In *Proceedings of the 43rd International ACM SIGIR Conference on*

Research and Development in Information Retrieval. 169–178.

- [43] Shu Wu, Yuyuan Tang, Yanqiao Zhu, Liang Wang, Xing Xie, and Tieniu Tan. 2019. Session-based recommendation with graph neural networks. In *Proceedings of the AAAI Conference on Artificial Intelligence*, Vol. 33. 346–353.
- [44] Xiaorui Wu, Hong Xu, Honglin Zhang, Huaming Chen, and Jian Wang. 2020. Saec: similarity-aware embedding compression in recommendation systems. In *Proceedings of the 11th ACM SIGOPS Asia-Pacific Workshop on Systems*. 82–89.
- [45] Xin Xia, Hongzhi Yin, Junliang Yu, Yingxia Shao, and Lizhen Cui. 2021. Self-Supervised Graph Co-Training for Session-based Recommendation. In *Proceedings of the 30th ACM International Conference on Information & Knowledge Management*. 2180–2190.
- [46] Xin Xia, Hongzhi Yin, Junliang Yu, Qinyong Wang, Lizhen Cui, and Xiangliang Zhang. 2021. Self-supervised hypergraph convolutional networks for session-based recommendation.
- [47] Xin Xia, Hongzhi Yin, Junliang Yu, Qinyong Wang, Guandong Xu, and Quoc Viet Hung Nguyen. 2022. On-Device Next-Item Recommendation with Self-Supervised Knowledge Distillation. In *Proceedings of the 45th International ACM SIGIR Conference on Research and Development in Information Retrieval*. 546–555.
- [48] Chunxing Yin, Bilge Acun, Carole-Jean Wu, and Xing Liu. 2021. TT-Rec: Tensor Train Compression for Deep Learning Recommendation Models. *Proceedings of Machine Learning and Systems* 3 (2021).
- [49] Hongzhi Yin and Bin Cui. 2016. *Spatio-temporal recommendation in social media*. Springer.
- [50] Junliang Yu, Xin Xia, Tong Chen, Lizhen Cui, Nguyen Quoc Viet Hung, and Hongzhi Yin. 2022. XSimGCL: Towards Extremely Simple Graph Contrastive Learning for Recommendation. *arXiv preprint arXiv:2209.02544* (2022).
- [51] Junliang Yu, Hongzhi Yin, Min Gao, Xin Xia, Xiangliang Zhang, and Nguyen Quoc Viet Hung. 2021. Socially-aware self-supervised tri-training for recommendation. In *Proceedings of the 27th ACM SIGKDD Conference on Knowledge Discovery & Data Mining*. 2084–2092.
- [52] Junliang Yu, Hongzhi Yin, Jundong Li, Qinyong Wang, Nguyen Quoc Viet Hung, and Xiangliang Zhang. 2021. Self-Supervised Multi-Channel Hypergraph Convolutional Network for Social Recommendation. In *Proceedings of the Web Conference 2021*. 413–424.
- [53] Junliang Yu, Hongzhi Yin, Xin Xia, Tong Chen, Lizhen Cui, and Quoc Viet Hung Nguyen. 2022. Are graph augmentations necessary? simple graph contrastive learning for recommendation. In *Proceedings of the 45th International ACM SIGIR Conference on Research and Development in Information Retrieval*. 1294–1303.
- [54] Junliang Yu, Hongzhi Yin, Xin Xia, Tong Chen, Jundong Li, and Zi Huang. 2022. Self-Supervised Learning for Recommender Systems: A Survey. *arXiv preprint arXiv:2203.15876* (2022).
- [55] Fajie Yuan, Xiangnan He, Alexandros Karatzoglou, and Liguang Zhang. 2020. Parameter-efficient transfer from sequential behaviors for user modeling and recommendation. In *Proceedings of the 43rd International ACM SIGIR conference on research and development in Information Retrieval*. 1469–1478.
- [56] Yan Zhang, Hongzhi Yin, Zi Huang, Xingzhong Du, Guowu Yang, and Defu Lian. 2018. Discrete deep learning for fast content-aware recommendation. In *Proceedings of the eleventh ACM international conference on web search and data mining*. 717–726.
- [57] Hengling Zhao, Yipeng Liu, Xiaolin Huang, and Ce Zhu. 2021. Semi-tensor Product-based TensorDecomposition for Neural Network Compression. *arXiv preprint arXiv:2109.15200* (2021).