

Strategyproofness-Exposing Mechanism Descriptions*

Yannai A. Gonczarowski[†] Ori Heffetz[‡] Clayton Thomas[§]

September 28, 2022

Abstract

A *menu description* defines a mechanism to player i in two steps. Step (1) uses the reports of other players to describe i 's *menu*: the set of i 's potential outcomes. Step (2) uses i 's report to select i 's favorite outcome from her menu. Can menu descriptions better expose strategyproofness, without sacrificing simplicity? We propose a new, simple menu description of Deferred Acceptance. We prove that—in contrast with other common matching mechanisms—this menu description must differ substantially from the corresponding traditional description. We demonstrate, with a lab experiment on two simple mechanisms, the promise and challenges of menu descriptions.

*The authors thank Robert Day, Benjamin Enke, Xavier Gabaix, Nicole Immorlica, David Laibson, Shengwu Li, Paul Milgrom, Assaf Romm, Al Roth, Ilya Segal, Ran Shorrer, Matt Weinberg, Leeat Yariv, Huacheng Yu, and participants in HUJI's JESC, Cornell's BERG, the 2020/2021 DIMACS Matching Reading Group, Harvard's Economic Theory and Computer Science Theory Seminars, Stanford GSB's Economics Seminar, WALE 2022, Noam Nisan's 60th Birthday Conference, the 4th ACM/INFORMS Workshop on Market Design at EC 2022, and MATCH-UP 2022, for helpful comments and discussions. We especially thank Guy Ishai for insights and invaluable assistance in preparing the wording of the experiments, and Itamar Bellaiche for his work on graphic design and general UI of the experiment. Tal Asif, Yehonatan Caspi, Ronny Gelman, and Yonatan Rahimi provided research assistance. Parts of the work of Gonczarowski were carried out while at Microsoft Research. Heffetz gratefully acknowledges research support by the Israel Science Foundation (grant No. 2968/21) and Cornell's Johnson School; part of his work was carried out while visiting Princeton's School of Public and International Affairs. Thomas gratefully acknowledges the support of NSF CCF-1955205 and a Wallace Memorial Fellowship in Engineering.

The online experimental materials are available at the authors' websites.

[†]Department of Economics and Department of Computer Science, Harvard University — *E-mail*: yannai@gonch.name.

[‡]Johnson Graduate School of Management, Cornell University, Bogen Department of Economics and Federmann Center for Rationality, The Hebrew University of Jerusalem, and NBER — *E-mail*: oh33@cornell.edu.

[§]Department of Computer Science, Princeton University — *E-mail*: claytont@princeton.edu.

1 Introduction

Mechanism design strives to achieve desirable outcomes in the presence of strategic behavior. A foundational idea of the field is strategyproof social-choice rules, which eliminate any need for “perfectly rational” players to strategize. Unfortunately, real people do not conform to the economic assumptions often placed upon them; significant and growing evidence shows that real people frequently do not play their theoretically dominant strategies.¹

Recent work provides different theories for why people play seemingly dominated strategies, and proposes potential solutions. These new explanations of non-straightforward² behavior include contingent-reasoning failures (Li, 2017), limited foresight (Pycia and Troyan, 2021), and expectations-based reference-dependent (EBRD) preferences (Dreyfuss et al., 2022b). The suggested solutions share a common overarching approach: given a fixed strategyproof social-choice rule, *implement* it via different interactive mechanisms. While already making a seminal contribution, this line of work has limitations. It may be theoretically restrictive (i.e., provably impossible for many desirable mechanisms³), impractical (when a dynamic implementation poses challenges), or empirically incomplete (i.e., leaving some non-straightforward behavior unexplained).

In this paper, we take a step further: given a fixed implementation of a fixed strategyproof social-choice rule, we investigate different ways to *describe* it to participants. We propose a general framework for describing a mechanism to one player at a time in a way that can make strategyproofness easier to see, and motivate this framework with experiments. Crafting descriptions to emphasize specific information to participants is, of course, the bread and butter of experimentalists and practitioners. However, to our knowledge, ours is the first *theoretical* study of different ways to describe mechanisms. By proving theorems about what can or cannot be achieved, we contribute to the science behind what is often more of an art.

Our main application is to Deferred Acceptance (henceforth DA) (Gale and Shapley, 1962). This matching rule is widely used (Roth, 2002), from school choice (Abdulkadiroğlu and Sönmez, 2003) to medical residency matching. While DA has many advantages, its strategyproofness is delicate to prove from its traditional description. We present a novel,

¹This evidence comes both from the field (Hassidim et al., 2017; Shorrer and Sívágó, 2017; Rees-Jones, 2018) and the lab (Kagel and Levin, 1993; Li, 2017; Chen and Sönmez, 2006; Hakimov and Kübler, 2021). It persists (somewhat ameliorated) even when the participants are explicitly informed of the strategyproofness of the mechanism (Guillen and Hakimov, 2018; Masuda et al., 2022).

²Throughout this paper, we use the term “straightforward” to describe the strategy an agent would play under classic economic assumptions. While often referred to in past research as the “truthtelling” strategy, we avoid this morally laden term. Indeed, from the point of view of both the new theories mentioned above and the present paper, deviations from this classically optimal strategy do not in any way imply dishonesty.

³Of all the mechanisms we will discuss in this introduction, only two have simple mechanisms in the theoretical framework of Li (2017): the second-price auction, and the serial dictatorship matching rule.

simple description of DA that makes its strategyproofness easy to see. Furthermore, we prove a precise sense in which our new description must differ substantially from the traditional one, and investigate theoretical tradeoffs between alternative descriptions.

Table 1: Two pairs of descriptions of two direct-revelation mechanisms.

(a) **Median Voting:** Two descriptions of the median voting rule with three voters.

<u>Traditional Description:</u> The three votes will be sorted from lowest to highest, and the <i>middle vote</i> of the three will be elected.	<u>Menu Description:</u> The “obtainable candidates” will be the votes of the other two players, and all candidates between them. Out of these “obtainable candidates,” the one <i>closest to your own vote</i> will be elected.
--	--

Notes: Candidates are represented by numbers. Voters are assumed to have single-peaked preferences. For each voter, voting for her favorite candidate is a dominant strategy. Each voter’s menu consists of all candidates between and including the votes of the other two voters.

(b) **Second-Price Auction:** Two descriptions of a single-item, sealed bid, second-price auction.

<u>Traditional Description:</u> The player who placed the <i>highest bid</i> will win the item. She will pay a price equal to the <i>second highest bid</i> .	<u>Menu Description:</u> Your “price to win” the item will be set to the <i>highest bid</i> placed by any <i>other</i> player. If your bid is higher than this “price to win,” then you will win the item and pay this price.
---	---

Notes: For each bidder, submitting a bid equal to her value for the item is a dominant strategy. Each bidder’s menu consists of exactly two options: winning the item for a price equal to the highest bid of the other players, or winning nothing and paying nothing.

To make things concrete, [Table 1](#) presents, for each of two classic mechanisms, two equivalent descriptions: a commonly used “Traditional Description” and a novel “Menu Description.” While the former conveys the outcome in as direct a way as possible, the latter attempts to first and foremost expose and emphasize strategyproofness. It does so by explaining the mechanism to a single player at a time, using the classic notion of a *menu* ([Hammond, 1979](#)). Formally, a player i ’s menu is defined as the set of all outcomes that i might receive, given the reports of all other players. We define a two-step form for a *menu description* for player i , which both examples from [Table 1](#) follow:

Step (1) uses only the reports of other players to describe the set of outcomes player i might receive (i ’s menu).

Step (2) describes how to award player i her highest-ranked outcome (as ranked in her report) from her menu.

The main idea behind this paper is that while strategyproofness might be hard to infer from

traditional descriptions of some mechanisms, it can always be easily shown for menu descriptions. Indeed, a player has to notice only that in Step (1) her menu cannot be affected by her report, and that in Step (2) straightforward reporting guarantees her favorite outcome from the menu.

To empirically motivate our theoretical framework, we explore how real participants respond to menu descriptions in simple settings. We conduct a preregistered (between-subjects) lab experiment using essentially the two pairs of descriptions in [Table 1](#). For the (three player) median-voting mechanism, in a menu-description treatment we find higher rates of straightforward behavior (80%; $N = 100$) than in a traditional-description treatment (70%; $N = 100$; equality-of-means $p = 0.01$). Furthermore, we find that in the menu treatment, straightforward behavior is highly correlated with participants’ *comprehension* of the mechanism, while in the traditional treatment it is not. This may suggest that for the menu description of this mechanism—but not for its traditional description—understanding how the outcome is calculated helps understand strategyproofness. In contrast, for the (five player) second-price auction we find no difference in straightforward behavior between the two treatments. This in turn may suggest that for some simple mechanisms, strategyproofness may be equally apparent from traditional and menu descriptions.

Every strategyproof mechanism has a menu description ([Hammond, 1979](#)). In particular, every such mechanism has a “brute force” menu description, in which Step (1) calculates the menu by going over every hypothetical report player i could have submitted, and collecting all possible outcomes. However, a brute-force description is often impractical to convey to participants.⁴ Our theoretical framework therefore focuses on the strengths and limitations of *simple* menu descriptions—those that are practical to convey.

After providing preliminaries in [Section 2](#), we turn our attention to matching rules, a common setting in which complicated mechanisms are used in practice to match *applicants* to *institutions*.⁵ For one popular matching mechanism, Serial Dictatorship (henceforth SD), the traditional description *already is* a menu description. For another popular mechanism, *Top Trading Cycles* (henceforth TTC), we show that, perhaps surprisingly, a simple menu

⁴For example, even for a second-price auction, this menu description will seem almost obfuscated:

For every possible hypothetical bid you can place, we will run the following procedure:
 If your hypothetical bid is higher than every other player’s bid, it will (hypothetically) win the item at a price equal to the second-highest bid.
 At the end, if there is any hypothetical bid that won the item at a price lower than your actual bid, then you will win the item and pay a price equal to the lowest price at which any hypothetical bid won.

Compare this description with the considerably simpler menu description in [Table 1\(b\)](#).

⁵In all matching mechanisms that we consider, the only strategic players are the applicants. The institutions are not strategic, and thus their preferences over the applicants are by convention called *priorities*.

description can be constructed for one player at a time via only a slight modification of the traditional description. Finally, we consider our main application, DA.

DA⁶ is traditionally described via an “applicant-proposing deferred acceptance” procedure, where applicants iteratively propose to institutions in order of their reported preferences, and each institution tentatively accepts the best proposal (according to its priorities) it received so far. The resulting matching is the applicant-optimal stable outcome (Gale and Shapley, 1962). From the point of view of applicants, who are often laypeople with no experience with economic mechanisms, arguably the most important facet of DA is its strategyproofness. While clearinghouses typically encourage straightforward preference reporting, they are rarely able to elucidate *why* DA is strategyproof, as proving this requires an involved mathematical argument.⁷

Finding an appealing menu description of DA is harder than finding an appealing menu description of TTC (a theme we investigate formally below). Nevertheless, our main positive result is a simple, novel menu description of DA, presented in Section 3 and summarized in Table 2.⁸ Quite surprisingly, this menu description is virtually as streamlined as the traditional description is. Step (1) simply consists of a “flipped-side-proposing” deferred acceptance procedure among all participants except some player i (to whom it is described), and player i ’s menu consists of those institutions that prefer i to the applicant hypothetically matched to them by this flipped-side-proposing procedure. In sharp contrast with the traditional description of DA, strategyproofness can be readily seen from this menu description in the same way as the simple examples in Table 1. We emphasize that it was previously unknown that the menu in DA can be described as in Table 2, or, indeed, in any other way that does not require *multiple* runs of DA while going over different hypothetical reports by player i .

While our new description provides a simple characterization of the menu in DA, one may wonder whether it must differ so significantly from the traditional description. Indeed, our

⁶Since the name Deferred Acceptance refers to properties of this traditional description, it may have in fact been more accurate to call this direct mechanism the Applicant-Optimal Stable Matching mechanism, which describes the outcome. We nonetheless follow popular usage and refer to the mechanism as DA, and only use “applicant-optimal stable matching” when confusion might arise.

⁷One approach taken by clearinghouses is to instead rely on appeals to authority. As reported by Dreyfuss et al. (2022b), an informative video published by the National Resident Matching Program (NRMP) was formerly introduced with the text:

Research on the algorithm was the basis for awarding the 2012 Nobel Prize in Economic Sciences. To make the matching algorithm work best for you, create your rank order list in order of your true preferences, not how you think you will match.

⁸While we state our new menu description in Table 2 for one-to-one markets (where each institution is looking for one applicant), it analogously extends to many-to-one markets (e.g., school choice markets) and even to many-to-one markets with contracts as studied in Hatfield and Milgrom (2005).

Table 2: **Deferred Acceptance:** Two descriptions of the *applicant-optimal* stable match.

Traditional Desc.: The applicants will be matched to institutions according to <i>applicant-proposing deferred acceptance</i> .	Menu Description: Imagine running <i>institution-proposing deferred acceptance</i> with all institutions and all applicants <i>except you</i> , to obtain a hypothetical matching. You “earn admission” at every institution that ranks you higher than its hypothetically matched applicant. You will be matched to the institution that you <i>ranked highest</i> out of those at which you will have earned admission.
--	--

Notes: Both descriptions use the traditional deferred acceptance procedure as a building block. We emphasize that in the menu version, the hypothetical match of other applicants can be almost unrelated to their match in the actual outcome of DA.

menu descriptions of SD and TTC are obtained by observing that a traditional description (or its tweak) has a menu description embedded within it. Namely, for each player i , there is a traditional description of each of SD and TTC with the following *three*-step outline, whose first two steps are a menu description:

- (1) Using only the reports t_{-i} of other players, calculate i ’s menu.
- (2) Match i to her top-ranked institution on her menu, according to i ’s report t_i .
- (3) Using t_i and t_{-i} , proceed to calculate the rest of the matching (for all other applicants).

We call such a description an *individualized dictatorship*.

In [Section 4](#), we define a general model for reasoning about mechanism descriptions, including individualized dictatorships. In [Section 5](#), we prove our main impossibility theorem: in contrast to SD and TTC, no individualized dictatorship for DA is *remotely* similar to its traditional description. Since DA is commonly described essentially as an algorithm, it is only natural to capture similarity to the traditional description through an algorithmic lens. We therefore delineate two fundamental properties of the traditional description of DA.⁹ First, it is applicant-proposing (querying applicants’ preferences in favorite-to-least-favorite order). Second, it works by iteratively modifying a single tentative matching (without performing more complicated bookkeeping or rote memorization; formally, using $\tilde{O}(n)$ bits of memory). We prove that any applicant-proposing individualized dictatorship description of DA must keep track of vastly more information than merely a single tentative matching; in fact, such a description must remember essentially all preferences of all applicants throughout its run (roughly equivalent to keeping track of n full tentative matchings; formally, requiring $\Omega(n^2)$ bits of memory). Thus, in contrast to (SD and) TTC, no small tweak of the traditional

⁹These properties are also shared by the descriptions of virtually any other popular matching mechanism.

description of DA has a menu description embedded within it. This provides a formal sense in which it is difficult to recognize that DA “has a menu”—and hence is strategyproof—from its traditional description.

While our menu description of DA may expose its strategyproofness, it makes it hard to see that the matching collectively described by the different players’ menu descriptions is feasible (i.e, that no two applicants infeasibly get the same assignment). In contrast, the traditional description may make feasibility easier to see, but strategyproofness hard to see. Could some other description make both properties easy to see? In [Section 6](#), we provide a full classification of one-side-proposing descriptions of DA, summarized in [Table 3](#) (on page 23). We search for menu descriptions (which emphasize strategyproofness), descriptions of the full matching (which emphasize feasibility), and individualized dictatorships (which combine both to emphasize both). Most significantly, we prove an additional impossibility theorem: any conceivable description in our classification—other than traditional DA and our new menu description—cannot be as simple to follow as these two descriptions, and must in some precise sense be convoluted. Roughly speaking, such a description must update book-keeping concerning some participants when making queries that are unrelated to them.¹⁰ For simple, practical descriptions of DA, there is thus a tradeoff between conveying feasibility and conveying strategyproofness. All traditional descriptions of DA have long been at one corner solution of this tradeoff. Our new menu description is at the other corner solution.

In [Section 7](#) we briefly consider an extension of our framework to multi-item auctions where bidders have additive or unit-demand valuations over items. We detail our experiment in [Section 8](#), review related work in [Section 9](#), and conclude in [Section 10](#), where we also discuss limitations of our framework.

2 Preliminaries

This paper studies strategyproof social choice functions (dominant-strategy direct-revelation mechanisms) in different economic environments. We define all these terms fully in [Appendix B](#). Briefly, an *environment* is defined by a set A of possible *outcomes*, a number n of *players* (sometimes referred to as agents), and a set of possible *types* $t_i \in \mathcal{T}_i$ for each player i . The type t_i of each player i completely defines her preferences $\succ_i^{t_i}$ over the outcomes.

Definition 2.1. A *social choice function* in some environment is any mapping $f : \mathcal{T}_1 \times \dots \times \mathcal{T}_n \rightarrow A$ from the types of all players to an outcome. A social choice function is *strategyproof*

¹⁰In fact, in [Section 6](#) we construct descriptions of every type not ruled out by our main impossibility theorem. Unfortunately, except for the traditional description and our new menu description, each is exceedingly convoluted and impractical, which is what inspired this additional impossibility result.

if, for every $t_i, t'_i \in \mathcal{T}_i$ and¹¹ $t_{-i} \in \mathcal{T}_{-i}$, we have

$$f(t_i, t_{-i}) \succeq_i^{t_i} f(t'_i, t_{-i}).$$

When we study matching environments, each player is an *applicant*, and an outcome matches each player to an *institution*. The types of applicants are simply their ordinal preferences over the institutions. We denote the type of player i as \succ_i , and write $x \succ_i y$ if player i prefers institution x to institution y . Applicants may have partial preference lists, indicating that they prefer to remain unmatched over being matched to any institution not on their list. Only the applicants are strategic, whereas the institutions have fixed *priorities*. We study the canonical mechanisms of Serial Dictatorship (SD), Top Trading Cycles (TTC), and Deferred Acceptance (DA), all fully defined in [Appendix B](#).

In many interesting environments (especially those without externalities), each player i does not care about the entire outcome, but only about some part of it. We thus define the *i-relevant outcome sets* (or *i-outcomes* for short) of an environment as the equivalence classes of outcomes under the indifference of player i . (For a formal definition, see [Definition B.2](#).) In matching environments, applicants are assumed to only care about their own match, and thus the *i-outcomes* are defined only by i 's match. For a general environment, we denote the *i-outcome* corresponding to an outcome a by $[a]_i$, and the set of *i-outcomes* by A_i .

2.1 Menus

The central notions of our paper are the definition of a player's *menu* in a mechanism, and the alternative definition of strategyproofness that the concept of a menu provides. Briefly, the menu with respect to $t_{-i} \in \mathcal{T}_{-i}$ is the set of outcomes that player i might receive when other players have types t_{-i} , and a mechanism is strategyproof if and only if each player always gets her favorite outcome from her menu.¹²

Definition 2.2. For any social choice function f , the *menu* $\mathcal{M}_{t_{-i}}$ of player i with respect to types $t_{-i} \in \mathcal{T}_{-i}$ is the subset of all *i-outcomes* $a_i \in A_i$ for which there exists some $t_i \in \mathcal{T}_i$ such that $f(t_i, t_{-i}) \in a_i$. That is,

$$\mathcal{M}_{t_{-i}} = \{ [f(t_i, t_{-i})]_i \mid t_i \in \mathcal{T}_i \} \subseteq A_i.$$

¹¹As is standard, we write \mathcal{T}_{-i} to denote the set $\mathcal{T}_1 \times \dots \times \mathcal{T}_{i-1} \times \mathcal{T}_{i+1} \dots \mathcal{T}_n$, and for $t_i \in \mathcal{T}_i$ and $t_{-i} \in \mathcal{T}_{-i}$, we write (t_i, t_{-i}) for the element of $\mathcal{T}_1 \times \dots \times \mathcal{T}_n$ that naturally corresponds to t_i along with t_{-i} .

¹²[Definition 2.2](#) has gone by a few different names. We follow the “economics and computation” literature ([Hart and Nisan, 2017](#); [Dobzinski, 2016](#); and follow-ups) in calling these sets “menus.” This definition is distinct from different definitions of menus sometimes used in market design papers such as [Mackenzie and Zhou \(2022\)](#); [Bó and Hakimov \(2020\)](#).

Theorem 2.3 (Hammond, 1979). *A social choice function f is strategyproof if and only if each player i always receives (one of) her favorite i -outcomes from her menu. That is, for every $t_{-i} \in \mathcal{T}_{-i}$ and $t_i \in \mathcal{T}_i$, it holds that $f(t_i, t_{-i}) \succeq_i^{t_i} x$ for any $x \in \mathcal{M}_{t_{-i}}$.*

Proof. Suppose f is strategyproof and fix $t_{-i} \in \mathcal{T}_{-i}$. For every $t_i \in \mathcal{T}_i$, it holds by definition that player i will always prefer $[f(t_i, t_{-i})]_i$ at least as much as any other i -outcome $[f(t'_i, t_{-i})]_i$ on the menu. On the other hand, if player i always receives her favorite i -outcome from her menu, then she always prefers reporting t_i at least as much as any t'_i , so f is strategyproof. \square

A *menu description* of f for player i first calculates the menu of player i using t_{-i} , and then selects i 's favorite i -outcome in the menu using t_i .¹³ Any menu description can be immediately proven strategyproof, by a simple, one-sentence proof: Player i 's report cannot affect her menu, and straightforward reporting (“truthtelling”) gets player i 's favorite outcome from the menu.

In matching mechanisms, the menu of an applicant is simply the subset of institutions she can get given other applicants' preferences. For this domain, there is a formal sense in which menu descriptions are the *only* way for strategyproofness to be proven via the simple proof outline above.

Proposition 2.4. *Consider some applicant i . Fix t_{-i} , let S denote some set of institutions, and suppose that for every possible t_i , the institution in S that t_i ranks highest is $[f(t_i, t_{-i})]_i$. Then $S = \mathcal{M}_{t_{-i}}$.*

Proof. Since $[f(t_i, t_{-i})]_i \in S$ for each $t_i \in \mathcal{T}_i$, we have $\mathcal{M}_{t_{-i}} \subseteq S$. Now, if there exists some institution $a \in S \setminus \mathcal{M}_{t_{-i}}$, then for any type t_i that ranks a first, t_i 's favorite institution from S cannot possibly be $[f(t_i, t_{-i})]_i \in \mathcal{M}_{t_{-i}}$. So no such a can exist, and hence $S \subseteq \mathcal{M}_{t_{-i}}$. \square

Thus, for any two-step description that calculates a set of institutions in Step (1) and matches i to one of these institutions in Step (2), if strategyproofness follows from the simple proof outline above, then the description must be a menu description. For domains other than matching, an analogous result holds, except that the set S can also contain “dominated” i -outcomes that no type prefers to all elements of $\mathcal{M}_{t_{-i}}$.

This paper seeks menu descriptions that are as simple as traditional descriptions. First, for matching mechanisms, we give a *non-simple* menu description as a baseline:¹⁴

¹³In some domains, more than one i -outcome can be tied for i 's favorite according to some t_i (for example, in a single item auction, a bidder is indifferent between not receiving the item and receiving the item for a price equal to their value). In this case, the menu description must still assign player i to $[f(t_i, t_{-i})]_i$. In other words, the menu description must follow the same tiebreaking rules as f .

¹⁴An equivalent description was independently given by Katuščák and Kittsteiner (2020).

Example 2.5 (A universal *non*-simple menu description for matching mechanisms). Consider any strategyproof matching mechanism f for n applicants and n institutions, and fix an applicant i . For each institution h , let $\{h\}$ denote the preference list of applicant i that ranks only h . For any description D of f , consider the following description:

- (1) Given types \succ_{-i} , evaluate D on each type profile of the form $(\{h\}, \succ_{-i})$ for each institution h separately. Let M be the set of all institutions h such that i is matched to h at the end of the corresponding evaluation of D .
- (2) Match applicant i to her highest-ranked institution in M , according to \succ_i .

By strategyproofness, h will be included in M in Step (1) if and only if h is on the menu. Thus, [Example 2.5](#) provides a menu description of f . However, in contrast to traditional descriptions of DA and TTC, the way this description works is hardly intuitive, as any information about applicant i 's menu is acquired “one institution at a time” by evaluating D separately. We speculate that real people would find this description quite unnatural. Since it seems to treat D as if it is not strategyproof, this description might even draw suspicion to strategic questions rather than make them intuitive. All in all, we do not recommend that real-life clearinghouse adopt such an approach. Thus, we look for more simple menu descriptions.

3 A Simple Menu Description of Deferred Acceptance

Our simple menu description of (applicant-optimal) Deferred Acceptance is given in [Description 1](#) (and also in [Table 2](#) from the introduction). In terms of pure algorithmic simplicity, this description is quite comparable to traditional descriptions of DA; in fact, it simply adds a “menu calculation and matching” step on top of (a traditional description of) DA. Note, though, that *institution*-proposing DA is used here to calculate an applicant's match in the *applicant*-optimal DA outcome, which is traditionally described via *applicant*-proposing DA.

Description 1 A menu description of DA for applicant $d \in \mathcal{D}$

- (1) Run *institution*-proposing DA with applicant d removed from the market, to get a matching μ_{-d} . Let M be the set of institutions h such that $d \succ_h \mu_{-d}(h)$.
 - (2) Match d to d 's highest-ranked institution in M .
-

From the point of view of an applicant, this description is qualitatively different from traditional descriptions. While the traditional description of DA cleanly explains that every

applicant will be matched to a different institution, it makes strategyproofness completely opaque (requiring a complex mathematical proof such as in [Section E.2](#)). In [Description 1](#), the situation reverses: strategyproofness is easy to observe, but seeing why this procedure produces a 1-to-1 matching (let alone a stable matching) becomes complex. In adopting this description, a clearinghouse would shift the “burden of complexity” from deducing strategyproofness (a primary concern of the applicants) to deducing that the result is a feasible and/or stable matching (a primary concern of the clearinghouse or policymakers, rather than the applicants themselves). An inherent aspect of this shift is the fact that [Description 1](#) only describes the matching to a single applicant at a time, trading an understanding of how all applicants are matched for a better understanding of how one applicant’s report can effect that applicant’s match.¹⁵

In addition to demonstrating strategyproofness, [Description 1](#) may afford a better understanding of what strategyproofness means. Absent any training in economics or game theory, advice such as “it is always best to report your true ranking” may be unclear (e.g., what does best mean?).¹⁶ Instead, [Description 1](#) exposes strategyproofness as a simple, concrete, and tangible property: each applicant is matched to their highest-ranked attainable institution (where the set of attainable institutions cannot be influenced by one’s own ranking).¹⁷

Formally, our theorem establishing the correctness of [Description 1](#) is the following:

Theorem 3.1. *[Description 1](#) is a menu description of DA. In particular, if every applicant is assigned to an institution according to this description, then the result is the applicant-optimal stable matching (i.e., the matching output by applicant-proposing DA).*

Proof. We denote applicant-proposing (resp., institution-proposing) DA when run with preferences P by $APDA(P)$ (resp., $IPDA(P)$). Fix an applicant d_* , fix preferences P for applicants, fix priorities for institutions, and let h be an institution. We denote by $P|_{d_*:\emptyset}$ the preference profile obtained by altering P so that d_* reports an empty preference list (i.e.,

¹⁵For this reason, using [Description 1](#) is unlikely to mitigate the amount of trust applicants must place in any clearinghouse’s descriptions (in contrast to, e.g., the framework of credible mechanisms, [Akbarpour and Li, 2020](#)). Instead, menu descriptions are aimed to improve *understanding*.

¹⁶This advice is sometimes phrased so as to instruct applicants that they “should not strategize,” an often borderline moral command. [Abdulkadiroğlu et al. \(2011\)](#) report a case of one parent who wanted to submit the best possible list and, frustrated by the language the school district used to describe misreporting one’s true preference over the schools, said “you call this strategizing as if strategizing is a dirty word...”

¹⁷We speculate that there may be additional psychological framing benefits to our description. First, it may be much harder for an applicant to confuse [Description 1](#) with the non-strategyproof Boston mechanism, where seats can indeed fill up for one, depending on her own submitted list. Second, instead of framing DA in terms of applicants getting repeatedly rejected, [Description 1](#) frames DA in terms of choosing the best institution out of a set, which may both sound generally more positive from the point of view of real-world applicants and have specific benefits from the point of view of models of news utility, disappointment aversion, and/or ego utility.

marking all institutions as unacceptable), and by $P|_{d_*:\{h\}}$ the preference profile obtained by altering P so that d_* reports a preference list consisting only of h (i.e., marking all other institutions as unacceptable). We then observe the following chain of equivalences:

h is in the menu of d_* in $APDA$ with respect to the reports P_{-d_*} of other applicants
 \iff (By strategyproofness of $APDA$, see [Theorem E.9](#))
 d_* is matched to h by $APDA(P|_{d_*:\{h\}})$
 \iff (By the Lone Wolf / Rural Hospitals Theorem, see [Theorem E.6](#))
 d_* is matched to h by $IPDA(P|_{d_*:\{h\}})$
 \iff ($IPDA(P|_{d_*:\{h\}})$ and $IPDA(P_{d_*:\emptyset})$ coincide until h proposes to d_*)
 h proposes to d_* in $IPDA(P_{d_*:\emptyset})$
 \iff ($IPDA(P_{d_*:\emptyset})$ and $IPDA(P_{-d_*})$ produce the same matching, ignoring d_* ;
in $IPDA$, h proposes in favorite-to-least-favorite order)
 h prefers d_* to its match in $IPDA(P_{-d_*})$ (in the market without d_*). \square

[Theorem 3.1](#) provides an appealing characterization of the menu of DA. It can also provide an alternative approach to proving the strategyproofness of DA—in [Appendix C](#) we prove [Theorem 3.1](#) from first principles, without relying on the strategyproofness of DA as in the above proof.¹⁸ In [Remark C.2](#), we furthermore observe that the same arguments as in the proof of [Theorem 3.1](#) show that a natural generalization of [Description 1](#) (provided in [Description A.1](#)) characterizes the menu of DA in many-to-one markets with substitutable priorities, and even in many-to-one markets with contracts where institutions have substitutable priorities that satisfy the law of aggregate demand ([Hatfield and Milgrom, 2005](#)).

4 Formal Models of Mechanism Descriptions

We now introduce general formal models for reasoning about descriptions of mechanisms, to facilitate searching for, or ascertaining the limitations of, simple menu descriptions such as [Description 1](#).

¹⁸Another more radical way to view [Description 1](#) is as a way to *define* DA. Through this definition, strategyproofness is immediate, but it is not clear that the output matching is feasible (i.e., that [Description 1](#), run separately for each applicant, results in a 1-to-1 matching). By relating [Description 1](#) to traditional DA, the proof of [Theorem 3.1](#) in [Appendix C](#) shows that the matching output by [Description 1](#) is feasible.

4.1 Extensive-Form Descriptions of Mechanisms

Mechanisms can be described to players in a variety of ways. The present paper alone contains a range of options, including textual descriptions and algorithmic pseudocode. To abstract over all these possibilities, yet formally reason about what can or cannot be achieved by a description, we introduce the definition of an *extensive-form description*.

At a technical level, an extensive-form description is an extensive-form mechanism in which different branches may “merge,” i.e. an extensive-form mechanism in which the underlying game tree is actually a directed acyclic graph (DAG).¹⁹ Note, however, that the semantic interpretation is different from that of an extensive-form mechanism: Rather than modeling an interactive process where the players may act multiple times, an extensive-form description spells out the steps of calculating the social choice function using the directly reported types of the players.

Definition 4.1.

- An *extensive-form description* in some social choice environment is defined by a directed graph on some set of vertices V . There is a single source vertex $s \in V$, and the vertices of V are organized into *layers* $j = 1, \dots, L$ such that each edge goes between layer j and $j + 1$ for some j . For a vertex v , let $S(v)$ denote the edges outgoing from v . Each vertex v with out-degree at least 2 is associated with some player i , whom the node is said to *query*, and some *transition function* $\ell_v : \mathcal{T}_i \rightarrow S(v)$ from types of player i to edges outgoing from v . (It will be convenient to also allow vertices with out-degree 1, which are not associated with any player.) For each type profile (t_1, \dots, t_n) , the *evaluation path* on (t_1, \dots, t_n) is defined as follows: Start in the source vertex s , and whenever reaching any non-sink vertex v that queries a player i and has transition function ℓ_v , follow the edge $\ell_v(t_i)$.
- An *extensive-form outcome description* of a social choice function f is an extensive-form description in which each sink vertex is labeled by an outcome, such that for each type profile $t \in \mathcal{T}$, the sink vertex reached by following the evaluation path on $t \in T$ is labeled by the outcome $f(t_1, \dots, t_n)$.
- An *extensive-form menu description* of a social choice function f for player i is an extensive-form description with $k + 1$ layers, such that (a) each vertex preceding layer k

¹⁹Another interpretation of extensive-form descriptions, borrowed from the computer science literature, is as a certain type of “branching program” computing the social choice function. Another viewpoint is that an extensive-form description is a finite automaton where state transitions are given by querying the types of players.

queries some player other than i , (b) each vertex v in layer k queries player i and is labeled by some set $\mathcal{M}(v) \subseteq A_i$, such that if v is on the evaluation path on a type profile $t \in \mathcal{T}$, then $\mathcal{M}(v) = \mathcal{M}_{t_{-i}}$ is the menu of player i with respect to t_{-i} in f , and (c) each (sink) vertex v in the final layer $k + 1$ is labeled by an i -outcome, such that if v is reached by following the evaluation path on a type profile $t \in \mathcal{T}$, then v is labeled by the i -outcome $[f(t_i, t_{-i})]_i$.

- The *memory requirement* of an extensive-form description is the logarithm, base 2, of the maximum number of vertices in any layer of the graph. This is precisely the number of bits required to store the vertex number of the current vertex within a layer.

Figure 1 provides an illustration of an extensive-form menu description. We sometimes abuse notation and refer to an extensive-form description simply as a “description,” and use the term “traditional description” to refer to an outcome description that formalizes the canonical description of a mechanism.

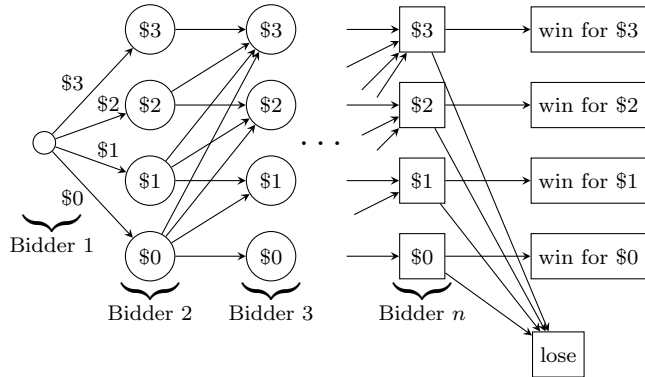


Figure 1: An extensive-form menu description for bidder n in a second-price auction.

Notes: This extensive-form description (a formalization of the menu description in Table 1(b)) visits the bidders one by one and keeps track of only the highest bid so far. The second-to-last layer is labeled with bidder n ’s menu, which is defined by the price she must pay to win the item.

Any precise and complete algorithmic description of a mechanism induces an extensive-form outcome description in a natural way: the nodes in layer j are the possible states of the algorithm (or automaton) after querying the types of different players j times. Note, however, that an extensive-form description can also describe calculating a social choice function in a non-algorithmic manner, e.g., by fully remembering the type of each player, having a separate sink vertex for each type profile, and simply labeling each sink vertex with the right outcome.²⁰ Because, as noted above, m bits of information can represent 2^m possible states, the memory requirement of an extensive-form description gives a natural quantification for the amount of bookkeeping the description requires. Intuitively, it is (up to constant factors)

²⁰Moreover, algorithms typically must work for any number of players, but our lower bounds hold even if one can use a separate extensive-form description for each number of players n (in computer-science terminology, this means that an extensive-form description can be nonuniform), and regardless of the computational complexity of such a description. Relatedly, our lower bounds follow from direct combinatorial arguments, and do not depend on well-known complexity-theoretic conjectures such as P vs NP .

the amount of “scratch paper” that the extensive-form description would need to keep track of its current state throughout an evaluation path.

4.2 Individualized Dictatorship Descriptions

Recall how the Serial Dictatorship (SD) matching mechanism looks, from the point of view of applicant i :

- (1) Each applicant $1, \dots, i-1$, in order, is matched to her top-ranked remaining institution.
- (2) Applicant i is matched to her top-ranked remaining institution.
- (3) Each applicant $i+1, \dots, n$, in order, is matched to her top-ranked remaining institution.

While Steps (1) and (2) form a menu description of SD, what makes SD quite simple is that the menu description is embedded *within* its traditional description. Can we do something similar for other mechanisms? Observe that the strategyproofness of this description for player i would still be easy to see for *any* possible computations in Steps (1) and (3), so long as Step (1) does not use player i 's type. Thus, a description that follows this generalized outline (which tailors the description to player i) might be able to define other mechanisms while explaining their strategyproofness (for this player i). To this end, we look for *individualized dictatorship descriptions* for any player i , which we define as a description for calculating a social choice function f with the following three stages:

- (1) Using $t_{-i} \in \mathcal{T}_{-i}$ as input, the menu $\mathcal{M}_{t_{-i}}$ of player i with respect to t_{-i} is calculated.
- (2) Using $t_i \in \mathcal{T}_i$, player i is guaranteed her favorite i -outcome from $\mathcal{M}_{t_{-i}}$.
- (3) Using both t_i and t_{-i} , the full outcome $f(t_i, t_{-i})$ is calculated.

See [Figure 2](#) for an illustration. We formally define an individualized dictatorship description of f for player i as an extensive-form outcome description of f that has a menu description for player i embedded within it (capturing Steps (1) and (2)).

Definition 4.2. An *individualized dictatorship extensive-form description* of f for player i is an extensive-form outcome description of f with some layer $k \in \{1, \dots, L\}$ such that: (a) each vertex preceding layer k queries some player other than i , and (b) every vertex v in layer k queries player i and is labeled by some set $\mathcal{M}(v) \subseteq A_i$, such that if v is on the evaluation path on a type profile $t \in \mathcal{T}$, then $\mathcal{M}(v) = \mathcal{M}_{t_{-i}}$ is the menu of player i with respect to t_{-i} in f .

We also refer to individualized dictatorship extensive-form descriptions simply as *individualized dictatorships*.

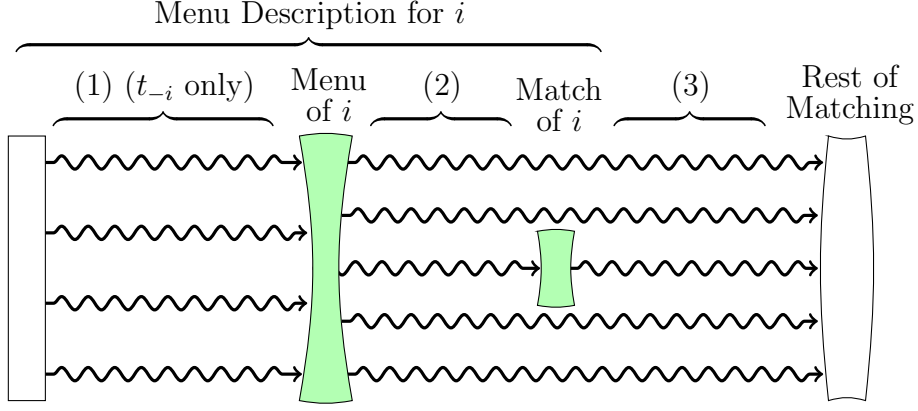


Figure 2: An individualized dictatorship description for player i .

5 Matching Mechanisms: Between Strategic Simplicity and Strategic Complexity

5.1 Applicant-Linear Descriptions of Matching Mechanisms

We now instantiate our general framework from [Section 4](#) to capture the general patterns in how matching mechanisms are commonly described. As discussed in the introduction, we identify two crucial properties that the traditional descriptions of all of the matching mechanisms that we study (and many popular others) share. First, they only consider the preferences of applicants once, in a fixed, natural order (from favorite to least favorite). Second, they require a small, controlled amount of bookkeeping as they run—little more than just the bookkeeping required to remember a single matching.

Definition 5.1.

- In a matching environment, an extensive-form description D is *applicant-proposing* if it satisfies the following: For every applicant i and every possible evaluation path through D , let v_1, v_2, \dots, v_k denote the vertices along the evaluation path that query applicant i . Then, for $j = 1, \dots, k$, the transition function $\ell_{v_j} : \mathcal{T}_i \rightarrow S(v_j)$ (which determines which edge to follow in the evaluation path) depends only on the j th institution on applicant i 's preference list (possibly an “empty institution” if this list has fewer than j institutions on it).²¹
- In a matching environment with n applicants and n institutions, an extensive-form description is *applicant-linear* if it is applicant-proposing, and additionally uses at most

²¹While we call this property “applicant-proposing,” it also applies to the “applicant-pointing” TTC description, as well as to any other description that uses applicant preferences (one time only) in favorite-to-least-favorite order.

$\tilde{O}(n)$ memory.²²

Note that the definition of applicant-proposing has no bite if used alone: if no bounds on the memory requirement are enforced, the extensive-form description can simply remember every type fully and output the correct answer. Note also that $\tilde{O}(n)$ is exactly (up to the precise logarithmic factors) the number of bits of memory required to describe a single matching. (For instance, because there are $n! = 2^{O(n \log n)}$ distinct matchings involving n applicants and n institutions.) The name “linear” thus refers to two things in the interest of brevity: the linear order in which the description reads preferences (i.e., being applicant-proposing), and the nearly-linear amount of bookkeeping needed (i.e., nearly constant bookkeeping per applicant). In addition to capturing a feature of the way matching rules are typically described in practice, we believe that applicant-linearity captures one sense in which these descriptions are easy to understand: on average only a small amount of information about each applicant’s type need be remembered at any point throughout the evaluation, and information that has not been remembered cannot matter for the rest of the evaluation since each part of each applicant’s preference list is read only once.

Each of SD, TTC, and DA are traditionally defined using applicant-linear descriptions:

Observation 5.2. *Each of SD, TTC, and DA has an applicant-linear extensive-form outcome description.*

In the rest of this section we will investigate which of these mechanisms also have applicant-linear individualized dictatorship descriptions. This serves as both a guide towards finding simple menu descriptions, and a formal lens into the question of how easy it is to find a menu description by examining traditional descriptions.

5.2 Strategic Simplicity of SD and TTC

We start with the simplest matching mechanism we consider in this paper, SD. Unsurprisingly, SD is already a dictatorship description (without even needing to be individualized).

Fact 5.3. *For each participant i , SD has an applicant-linear individualized dictatorship description for applicant i . Moreover, there is a single applicant-linear extensive-form description that constitutes an individualized dictatorship description for each applicant simultaneously.*

Moving on to TTC, we find, perhaps surprisingly, that this mechanism has a fairly simple

²²The standard computer-science notation $\tilde{O}(n)$ means $O(n \log^\alpha n)$ for some constant α . That is, for large enough n , memory is upper-bounded by $cn \log^\alpha n$ for some constants c, α that do not depend on n .

individualized dictatorship description. However, unlike with SD, this description can only work for a single applicant at a time. We relate this description to the traditional description using the fact that TTC is *independent of the order in which trading cycles are executed*. In particular, it turns out that by delaying the matching of applicant i as long as possible, we can calculate the menu of applicant i . The resulting individualized dictatorship describes the entire matching, while making strategyproofness clear to applicant i .

Theorem 5.4. *For each applicant i , TTC has an applicant-linear individualized dictatorship description.*

Proof. We will use the fact that by [Lemma B.6](#), TTC (as formally described in [Definition B.5](#)) is independent of the order in which we choose to execute trading cycles.

Start running TTC, and as long as this is possible, choose to only execute cycles that do not include i . (Whether and which such cycles exist does not depend on i 's preferences.²³) Any institution matched during this stage is not on i 's menu.

After this, each remaining institution is on i 's menu. To see this, note that when i now points to her favorite remaining institution (whatever it is), since the next executed cycle *must* involve i , she gets this institution. (See [Figure 3](#) for an illustration.)

Afterwards, continue running TTC as usual (executing cycles in any order) using the rest of the applicants' preferences to construct the final matching. This entire process constitutes a valid run of TTC, and thus correctly computes the final matching. \square

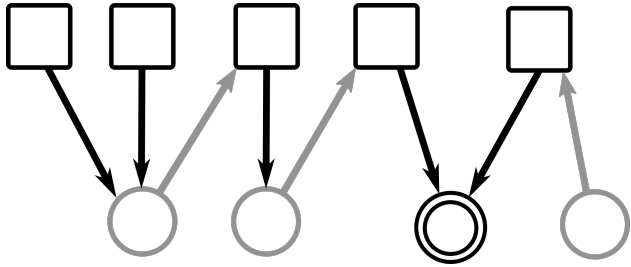


Figure 3: An illustration of how the menu description in [Theorem 5.4](#) works. **Notes:** Circles are applicants; squares are institutions; each participant except applicant i (the double circle) points to her favorite remaining participant. When all possible trading cycles not involving applicant i have been performed, applicant i can complete a cycle by pointing to any remaining institution. Thus, every remaining institution is on i 's menu.

5.3 Strategic Complexity of DA

Our main impossibility theorem proves that nothing remotely like [Theorem 5.4](#) is possible for DA. Formally:

²³This can also be thought of as running TTC, but during this first stage not letting participant i point to any institution.

Theorem 5.5. *For any applicant i , there exist priorities of the institutions such that no applicant-linear individualized dictatorship description of DA exists. In fact, any applicant-proposing individualized dictatorship extensive-form description for DA requires $\Omega(n^2)$ memory.*²⁴

One may wonder how this theorem could hold given that, like TTC, the traditional description of DA is independent of the execution order that the mechanism chooses (i.e., the order in which proposals are chosen). To begin to see why this theorem could hold, note that in contrast to TTC, allowing all other applicants to propose before applicant i proposes does *not* suffice to calculate the menu. This is because applicant i proposing at that point to an institution might result in a rejection cycle that leads to i being rejected from that institution.²⁵

The proof of [Theorem 5.5](#) constructs (for a carefully chosen, fixed set of institution priorities) a very large set of applicant preferences such that: (a) to learn the menu of applicant i , a large fraction of *every other applicant's* preference list must be read, and (b) to correctly compute the final matching, all of the information from these applicants' lists must be remembered in full. The $\Omega(n^2)$ lower bound comes from this large amount of information that must be remembered.

Proof. Fix an applicant d_* and let D be any applicant-proposing individualized dictatorship extensive-form description of DA for d_* .

We now describe a set \mathcal{S} of possible inputs to DA, illustrated in [Figure 4](#). For simplicity, let n be a multiple of 4. There are $n/2$ total “2-cycles” containing two applicants and two institutions each. Cycle i has applicants d_i and d'_i and institutions h_i and h'_i . The cycles are divided into two classes, “top” cycles (for $i = 1, \dots, n/4$) and “bottom” cycles (for $i = n/4 + 1, \dots, n/2$).

²⁴The standard computer-science notation $\Omega(n^2)$ means that, for large enough n , memory is lower-bounded by cn^2 for some constant c that does not depend on n .

²⁵For a concrete example, suppose we are looking for an individualized dictatorship for d_* , applicants have preferences $d_1 : h_1 \succ h_2$ and $d_2 : h_2 \succ h_1$, and institutions have preferences $h_1 : d_2 \succ d_* \succ d_1$ and $h_2 : d_1 \succ d_* \succ d_2$. Running traditional DA on these preferences without d_* gives matching $\{(d_1, h_1), (d_2, h_2)\}$, and both h_1 and h_2 prefer d_* to their match. However, neither h_1 nor h_2 are on d_* 's menu.

This example also shows that applicant-proposing DA cannot replace institution-proposing DA in [Description 1](#). Intuitively, [Description 1](#) is able to characterize the menu for two reasons. First, *in contrast to the applicant-optimal stable matching*, in the institution-optimal stable matching, there are no additional “applicant-proposing rejection cycles” (sometimes also referred to as “institution-improving rotations,” see [Irving and Leather, 1986](#)) that could cause an applicant to be rejected from an institution that would tentatively accept her. Second, the Rural Hospitals Theorem ([Theorem E.6](#)) implies that an applicant's menu is the same in every stable matching mechanism (even though applicant-proposing DA is the only stable matching mechanism in which straightforward behavior always results in an applicant being matched to her highest-ranked institution from her menu).

The institutions' priorities are fixed, and defined as follows:

For top 2-cycles

$(i \in \{1, \dots, n/4\})$:

$$h_i : d'_i \succ d_* \succ d_i$$

$$h'_i : d_i \succ d'_i$$

For bottom 2-cycles

$(i \in \{n/4 + 1, \dots, n/2\})$:

$$h_i : d'_i \succ d_1 \succ d_2 \succ \dots \succ d_{n/4} \succ d_i$$

$$h'_i : d_i \succ d'_i$$

For the top cycle applicants d_i with $i \in \{1, \dots, n/4\}$, the preferences vary (in a way we will specify momentarily). Other applicant preference are fixed, as follows:

For bottom 2-cycles $(i \in \{n/4 + 1, \dots, n/2\})$:

$$d_i : h_i \succ h'_i$$

For all 2-cycles $(i \in \{1, \dots, n/2\})$:

$$d'_i : h'_i \succ h_i$$

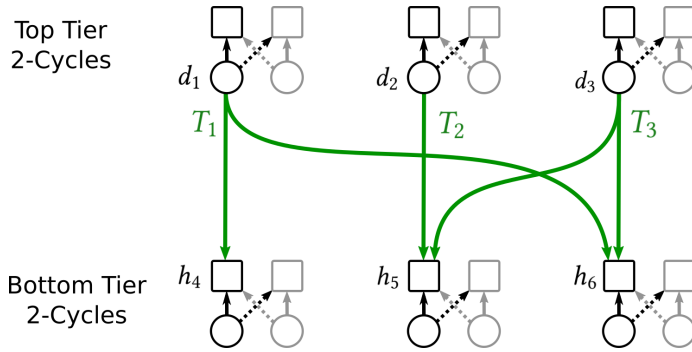


Figure 4: Illustration of the set of preferences used in [Theorem 5.5](#).

Notes: Dark nodes represent d_i or h_i for some i , and grey nodes represent d'_i or h'_i . The arrows directed outwards from a top-tier d_i represent the sets T_i . We show that these sets T_i must be fully remembered by any applicant-proposing individualized dictatorship for DA.

Let \mathcal{S} denote the set of preference profiles where, in addition to all the above, for all top cycle d_i with $i \in \{1, \dots, n/4\}$, we have

$$d_i : h_i \succ T_i \succ h'_i$$

where T_i is an arbitrary subset of $\{h_j \mid j \in \{n/4 + 1, \dots, n/2\}\}$ (the set of h_i from bottom cycles) placed in an arbitrary fixed order. Any such collection of $\{T_i\}_{i=1, \dots, n/4}$ uniquely defines a preference profile in \mathcal{S} . Note that $|\mathcal{S}| = 2^{(n/4)^2}$.

We additionally define a set of inputs $\mathcal{S}' \supseteq \mathcal{S}$. Specifically, let \mathcal{S}' denote the set containing every element of \mathcal{S} , and additionally any top cycle applicant d_i may or may not truncate the final institution h'_i off her list. In other words, in addition to the sets $\{T_i\}_{i=1, \dots, n/4}$, an element of \mathcal{S}' is defined by bits $\{b_i\}_{i=1, \dots, n/4}$, such that whenever $b_i = 0$, we set d_i 's preference to $h_i \succ T_i \succ h'_i$, and whenever $b_i = 1$, we set d_i 's preference is $h_i \succ T_i$.²⁶

²⁶This collection of preferences can also be constructed with full preference list by adding some unmatched

We now proceed with two lemmas formally establishing that each set T_i must be read during Step (1) of D , and each set T_i must be remembered during Step (3) of D .

Lemma 5.6. *In order to correctly calculate the menu of d_* on \mathcal{S}' , description D must query the entire preference list of each top cycle applicant d_i (up to the position of h'_i).*

To prove this lemma, consider the rejection chain that occurs when d_* submits a list containing only h_i . First, d_i is rejected, then she proposes to every institution $h_j \in T_i$. This “rotates” the bottom cycle containing h_j . That is, h_j will accept the proposal from d_i , then d_j will propose to h'_j , then d'_j will propose to h_j , so d_i will then be rejected from h_j . This will occur for every $h_j \in T_i$, so d_i will not match to any h_j with $j \in \{n/4 + 1, \dots, n/2\}$.

Finally, after getting rejected from each institution in T_i , d_i may or may not propose to h'_i . If she does not, then h_i will be on d_* ’s menu. If she does, then h'_i will reject d'_i , who will propose to h_i , which will reject d_* , so h_i will not be on d_* ’s menu. Thus, any applicant-proposing description must read all of d_i ’s list before being able to correctly learn the menu of d_* . This proves [Lemma 5.6](#).

Lemma 5.7. *For each distinct set of preference profiles t_{-*} in \mathcal{S} , the induced function $APDA(\cdot, t_{-*}) : \mathcal{T}_* \rightarrow A$ from types of d_* to matchings is distinct.*

To prove this lemma, consider two preference profiles in \mathcal{S} , one profile t_{-*} defined by $\{T_i\}_{i \in \{1, \dots, n/4\}}$, and the other profile t'_{-*} defined by $\{T'_i\}_{i \in \{1, \dots, n/4\}}$. As these are distinct collections of sets, without loss of generality there is some i and j such that $h_j \in T_i \setminus T'_i$. Suppose now that d_* proposes just to h_i . Then consider the rejection chain under t_{-*} and under t'_{-*} . Under t_{-*} , the bottom tier 2-cycle containing h_j will be “rotated,” i.e. h_j will match to d'_j in the final matching. However, this is not the case under t'_{-*} . Thus, t_{-*} and t'_{-*} produce different final matchings under the same preference list of d_* , and thus induce distinct functions from \mathcal{T}_* to outcomes. This proves [Lemma 5.7](#).

We can now prove [Theorem 5.5](#). Together, [Lemma 5.6](#) and [Lemma 5.7](#) show that at the layer where D presents the menu to d_* , the description must be in a distinct state for each possible way of assigning $T_i \subseteq \{h_i | i \in \{n/4 + 1, \dots, n/2\}\}$ for $i \in \{1, \dots, n/4\}$. There are $2^{(n/4)^2} = 2^{\Omega(n^2)}$ possible ways to set the collection $\{T_i\}_i$, so the description requires at least this number of states, and thus uses space $\Omega(n^2)$. \square

[Theorem 5.5](#) is the main impossibility theorem of our paper: it gives a robust and precise sense in which it is hard to infer from the traditional description of DA that DA has a menu (i.e., that an applicant gets her highest-ranked institution from a set that her report cannot influence, a property equivalent to strategyproofness). It shows that identifying the

institution h_\emptyset to represent truncating d_i ’s list.

menu requires vastly more bookkeeping—in fact, nearly the maximum possible amount of bookkeeping (see the next paragraph)—than performed by the traditional description.

Theorem 5.5 rules out a broad class of individualized dictatorship descriptions resembling traditional ones, namely, all those that are applicant-proposing and low memory. The theorem is tight in the sense that none of these three requirements (individualized dictatorship, applicant-proposing, and low memory) can be dropped. First, the traditional description is applicant-proposing and requires low memory, but does not compute the menu and is thus not an individualized dictatorship. Second, *any* function of the types can be computed with an applicant-proposing algorithm description with $\tilde{O}(n^2)$ memory, by simply memorizing the entire input (thus, as mentioned above, our $\Omega(n^2)$ lower bound is as high an amount of bookkeeping as possible, up to logarithmic factors). Finally, we can show that an $\tilde{O}(n)$ memory individualized dictatorship description of DA exists that makes *just two* passes through the preference lists of all applicants (one pass before, and one pass after the menu is computed).²⁷

All told, there is a stark three-leveled contrast in our framework between SD, TTC, and DA. SD, as normally described, already makes its strategyproofness clear, simultaneously for all applicants. For TTC, the procedure used to calculate the matching must be slightly changed and specialized to the individual applicants. (Since TTC, unlike SD, is not OSP-implementable (Li, 2017), this specialization is in some formal sense necessary.) However, once this is done, strategyproofness is easy to see. For DA, on the other hand, nothing remotely close to its traditional description suffices for demonstrating the strategyproofness of DA through menus.

6 The Landscape of Menu Descriptions of DA

In [Section 5](#), we proved that a menu description of DA cannot be found embedded within anything similar to its traditional description (i.e., any applicant-proposing algorithm that calculates the full matching). Still, this does not rule out other possible ways to describe DA. As a starting point, does any applicant-linear description calculate the menu in DA (without regard to calculating the final matching)? We found such a description. Briefly, it works by having applicant i try to propose to every institution (conceptually, as in [Example 2.5](#)), while performing careful bookkeeping to avoid storing a lot of data or reading preference lists multiple times. Unfortunately, the resulting description is quite convoluted and difficult to understand, and therefore impractical for real-world use.

²⁷This follows from a result in [Section D.2](#), which we discuss in [Section 6](#) below, that shows that an applicant-linear menu description of DA exists. A two-pass individualized dictatorship can then use this description to compute the menu of one applicant, and then “restart” and use the traditional description of DA to compute the rest of the matching.

Alternatively, one may consider extending the institution-proposing [Description 1](#) to calculate the rest of the matching.²⁸ In other words, does an institution-linear individualized dictatorship description exist for DA? In perhaps one of the most mathematically surprising results of this paper, we construct such a description. This description carefully merges [Description 1](#) as a preceding step before running an institution-proposing algorithm for (applicant-optimal) DA from [Ashlagi et al. \(2017\)](#), conducting careful bookkeeping to maintain $\tilde{O}(n)$ memory. Again, the resulting algorithm is convoluted and impractical for real-world use.

We construct both of these descriptions in [Appendix D](#). While they are highly convoluted, this does not immediately imply that there are no other, more attractive, such descriptions. Our final set of impossibility results addresses this (im)possibility, and gives a precise sense in which such descriptions *must* be convoluted. Briefly, such descriptions must have a property we call *non-locality*: they must update bookkeeping concerning some participants when making queries that seem unrelated to them. In [Table 3](#), we overview all our descriptions and impossibility results for DA.

More technically, we call an applicant-proposing outcome description (resp., menu description for applicant i) *local* if (a) in addition to any global bookkeeping, it also maintains local bookkeeping for each institution, and this bookkeeping is only updated when that institution is read from any applicant’s list, and (b) the calculated match of an institution (resp., whether the institution is on applicant i ’s menu) only depends on the final state of the local bookkeeping for this institution. We emphasize that while locality restricts how memory is used, it does not restrict the amount of memory that can be used (unlike applicant-linearity). The definition of local bookkeeping for institution-proposing descriptions interchanges the roles of applicants and institutions, and locality analogously requires that the calculated part of the output relevant to an applicant i depend only on the local bookkeeping for i . At a high level, applicant/institution-proposing is a simplicity condition on the *order* at which input is read, while locality is a simplicity condition on the *manner* in which that input is used.

Definition 6.1.

- In a matching environment, *local bookkeeping* for an applicant-proposing extensive-form description D is a label $(L_1(v), \dots, L_n(v))$ for each vertex v in D such that the following holds for every internal vertex v in D . Let i be the applicant queried at v . Since D is applicant-proposing, recall that the transition function $\ell_v : \mathcal{T}_i \rightarrow S(v)$ depends only on the j th institution (possibly an empty institution \emptyset) on i ’s preference list, for some j .

²⁸While we have not formally defined institution-proposing or institution-linear descriptions, whenever we use these terms we mean the analogous definitions to [Definition 5.1](#), in which sides are interchanged (and in particular, for purposes of analysis, the vertices of the description query the institutions’ priorities).

Table 3: Our full classification of descriptions of the applicant-optimal stable matching mechanism.

	Menu Description	Outcome Description	Individualized Dictatorship
Applicant proposing	In Section D.2 . Necessarily <u>non-local</u> by Theorem 6.2 .	Traditional DA algorithm	<u>Completely impossible</u> by Theorem 5.5 .
Institution proposing	Description 1 in Section 3	In Section D.1 / Ashlagi et al. (2017) . Necessarily <u>non-local</u> by Theorem 6.3 .	In Section D.3 . Necessarily <u>non-local</u> by Theorem 6.3 .

Notes: We classify descriptions of DA that use at most $\tilde{O}(n)$ memory. Descriptions either read preferences in an applicant-proposing manner (as traditional descriptions do) or read priorities in an institution-proposing manner (note, however, that these are still descriptions of the matching traditionally computed using applicant-proposing DA). Descriptions either compute the menu (exposing strategyproofness), compute the outcome matching (exposing feasibility), or compute both the menu and the matching in an individualized dictatorship (exposing both).

Abusing notation, we therefore consider ℓ_v to be a function from institutions to $S(v)$. Then, for every institution k , the labels of v and of $\ell_v(k)$ may only differ in their k th coordinate, L_k (and in particular, if $k = \emptyset$, the labels of v and $\ell_v(k)$ must be the same).

- An applicant-proposing extensive-form outcome description D is *local* if there exists local bookkeeping for it such that for every sink vertex v in D and institution k , the determination of the match of k at v depends only on $L_k(v)$.
- An applicant-proposing extensive-form menu description D for applicant i is *local* if there exists local bookkeeping for it such that for every sink vertex v in D and institution k , the determination of whether k is on i 's menu at v depends only on $L_k(v)$.
- The definition of local bookkeeping for an institution-proposing extensive-form description is completely analogous to that of an applicant-proposing one, interchanging the roles of applicants and institutions. In particular, each vertex of such a description queries an institution's priorities, and if applicant i is read, only the label $L_i(v)$ that concerns applicant i can be updated.
- Accordingly, an institution-proposing extensive-form outcome description D is *local*

if there exists local bookkeeping for it such that for every sink vertex v in D and applicant i , the determination of the match of i at v depends only on $L_i(v)$.

- An institution-proposing extensive-form menu description D for applicant i is *local* if there exists local bookkeeping for it such that for every sink vertex v in D , the determination of i 's menu at v depends only on $L_i(v)$ (and in particular, the labels for other applicants are not used by this definition).

The traditional description of DA is a local applicant-proposing outcome description, and [Description 1](#) is a local institution-proposing menu description. In contrast, each of the (convoluted, yet $\tilde{O}(n)$ memory) descriptions that we present in [Appendix D](#) (corresponding to the other description types from [Table 3](#)) is non-local. The locality definitions aim to formally capture key reasons why the former could be simple enough to explain in practice, while the latter seem highly convoluted. We note, however, that locality is not meant as an absolute requirement that is a prerequisite for simplicity of any description of any mechanism, but rather as a tool for relative comparisons of descriptions of the same mechanism, explaining why some may be simpler than others. Locality captures an intuitive notion of simplicity for descriptions of DA, and rules out the convoluted descriptions we construct while keeping simpler descriptions. However, in other settings simplicity may be the result of global rather than local reasons. For example, the applicant-proposing menu description of TTC given by [Theorem 5.4](#) is not local, and yet seems quite simple for what seems like a “global” reason. For DA, by ruling out local versions of the (convoluted) descriptions that we construct in [Appendix D](#), we believe our impossibility theorems below rule out any major simplifications to these descriptions, suggesting that practical descriptions of their types are not likely to exist. The proofs are in [Appendix C](#).

Theorem 6.2. *If there are at least three applicants and three institutions, then for every applicant i there exist priorities of the institutions such that any applicant-proposing menu description of DA for applicant i is non-local.*

Theorem 6.3. *If there are at least three applicants and two institutions, then there exist preferences of the applicants such that any institution-proposing outcome description of DA is non-local.*

A direct corollary of these results is that no local one-side-proposing individualized dictatorship exists for DA, as such a description contains either an applicant-proposing menu description, or an institution-proposing outcome description. All told, our results say that simple descriptions of DA face a formal tradeoff between conveying feasibility (as in traditional descriptions) and conveying strategyproofness (as in [Description 1](#)).

7 Menu Descriptions of Auctions

As a second broad application of our theoretical framework, we explore the possibility of simple menu descriptions for multi-item auctions. For particularly simple multi-item auctions, menu descriptions can be given via a separate, simple menu description regarding each item separately. We first formalize this.

Definition 7.1.

- Consider an auction environment with n bidders and m items. An extensive-form description of a mechanism in this environment is *item-read-once* if along each evaluation path v_1, v_2, \dots, v_k and for each item j , there exists an interval $v_u, v_{u+1}, \dots, v_{u+p}$ of vertices along the path such that (a) for each vertex v in this interval, the transition function ℓ_v (which determines which edge to follow in the evaluation path) only depends on some bidder’s valuation for item j , and (b) for each vertex w outside of this interval, the function ℓ_w *does not* depend on any bidder’s valuation for j .
- An *item-linear* description is an item-read-once description that uses at most $\tilde{O}(m)$ memory.

As discussed in [Section 5.1](#) for matching mechanisms, the bidder-read-once definition only has bite if additionally complemented with restrictions on the memory used by the algorithm. Moreover, note that $\tilde{O}(m)$ is (up to logarithmic factors) the number of bits required to describe a “tentative allocation” of the items, or a single price for each item.

We now consider auctions where bidders’ valuations are additive over items. That is, each bidder’s valuation for a bundle of items is the sum of her valuations for the individual items in the bundle.

Theorem 7.2. *The VCG auction with additive bidders has an item-linear outcome description. For any bidder i , it also has an item-linear menu description for bidder i .*

Proof. The item-linear outcome description of the auction simply goes through the items one by one, queries each bidder for her valuation, and keeps track of the highest bidder, her bid, and the second-highest bid. The menu description is even simpler: it keeps track of only the highest bid on each item. \square

Thus, the situation for additive bidders is similar to that of TTC—there is a menu description that is a fairly simple modification to the traditional description, specializing

the order of steps to compute the menu of player i .²⁹ Moreover, this gives a formal sense in which the mechanism’s strategyproofness can be understood in terms of the (separate) strategyproofness of m separate single-item auctions. In fact, this demonstrates a general property of our framework: it allows for the “composition” of simple menu descriptions when players are additive over the sub-mechanisms.³⁰

When bidders have unit-demand valuations over items, concrete descriptions become harder. This holds both for menu descriptions and for descriptions of the outcome. In this sense, descriptions of auctions for unit-demand bidders are even harder than those of DA, even though the structure of any menu is as simple as in auctions for additive bidders (just a single price for each item). We prove this result in [Appendix C](#).

Theorem 7.3. *No item-linear description of an auction with unit-demand bidders exists. In fact, any item-read-once description for unit-demand bidders requires memory $\Omega(m^2)$. This holds both for outcome descriptions and for menu descriptions.*

8 Experiment

When a mechanism is presented using a menu description, strategyproofness is always easy to formally show; indeed, a proof follows almost immediately from the description. But do mechanism users intuitively see this—and act on it? In practical terms, do real people increase straightforward play under menu descriptions? Our experiment explores this question in two simple mechanism-design settings.

8.1 Experiment Flow

Our experiment consists of two parts in a fixed order: median voting in an election with three single-peaked voters (henceforth, Median); and bidding in a single-item second-price auction with five bidders (henceforth, Auction). Respondents are randomly assigned, in each part

²⁹One could more formally consider the prospect of an individualized dictatorship description of auctions for additive bidders. To do this, consider modifying the definition of an item-linear description so that it makes queries to bidder i only after all other queries. Then an individualized dictatorship for bidder i can be constructed as follows: Go item-by-item and bidder-by-bidder, and remember for each item the highest bid b_1 , the bidder who placed this bid, and the second-highest bid b_2 . Then, if player i ’s bid on some item is b , there are three cases one must consider to determine the outcome on that item: if $b > b_1$, bidder i wins and pays b_1 ; if $b_1 \geq b \geq b_2$, then the highest bidder wins and pays b ; if $b_2 \geq b$, then the highest bidder wins and pays b_1 .

³⁰This attribute is not always shared by other simplicity notions such as OSP, which captures the simplicity of a single-item (ascending price) auction ([Li, 2017](#)), but where no OSP auction exists with even two additive bidders ([Bade and Gonczarowski, 2017](#)). In fact, this attribute is not even satisfied by communication-efficient dominant-strategy mechanisms: [Rubinstein et al. \(2021\)](#) construct a composed mechanism where all dominant-strategy implementations require exponentially more communication than the sub-mechanisms.

independently, into either a Traditional (T) or a Menu (M) treatment. The two treatments differ from each other only in the way the mechanism is presented to participants.³¹

After an informed-consent and an introductory screens, for each mechanism, participants walk through four “setup” screens: (1) instructions, (2) a practice round, (3) practice-round results, and (4) further examples and comprehension questions. See the online experimental materials for screenshots. Respondents who fail to correctly answer a comprehension question within three attempts are given the answer; they must enter it to proceed. (We analyze comprehension results below, and provide additional analysis in [Appendix A](#).)

The setup screens work together to convey, and confirm understanding of, the workings of the environment (i.e., the way outcomes affect the participant’s earnings) and the mechanism (i.e., the way that the participant’s vote or bid, and the other randomized votes/bids, determine the outcome). Because our goal is to test how changes to the description affect behavior, the materials are careful to not give any form of strategic advice.

In each of the two parts of the experiment, after completing the setup screens, participants participate in ten rounds of voting (in Median) or bidding (in Auction). After completing both parts, respondents fill out an exit questionnaire that includes demographic questions, an informal numeracy test, and (for each mechanism) open-ended questions on their understanding, strategies, and thoughts. They are paid the sum of their earnings in all (twenty) rounds.³² The experiment is programmed on Otree ([Chen et al., 2016](#)).

8.2 Traditional (T) and Menu (M) Treatments

[Figure 5](#) and [Figure 6](#) reproduce, for Median and Auction respectively, the main screen that participants face in each round. Each figure’s panel (a) shows an entire screen in T, while panel (b) shows the only changed part of the screen in M. In both treatments, participants see their private information—their single-peaked value table in Median and a private value in Auction—and have 30 seconds to submit their vote/bid.³³ They are reminded (1) how the mechanism works and (2) that the system randomly picks the votes of other two voters (in Median) or bids of other four bidders (in Auction). After submitting their vote or bid,

³¹Presentation differences include the language describing the mapping from votes or bids to outcomes, the language used in examples and comprehension questions that accompany the description, and, in Median, graphic illustrations that accompany the examples. (The examples themselves depict situations that are identical across the treatments.)

³²Participants can lose money in rounds of Auction where they overbid. They are informed that if their cumulative earnings are negative at the end of all rounds, they will be set to \$0.00. (This happened to two participants, with $-\$1.46$ and $-\$0.44$.)

³³For both mechanisms, the distribution from which the private information is drawn is tailored to provide a consistent and reasonably high expected monetary reward for straightforward behavior; see the online experimental materials for details.

participants see the result of the round, including their earnings.

Time left to complete this page: 0:01

ROUND 2

Your earnings table this round is:

Number	1	2	3	4	5
Money you earn if this number is elected	6¢	26¢	51¢	14¢	7¢

To select a vote, click on a number in the earning table above. Then click below:

[Submit vote](#)

Remember, the system will randomly pick the votes of two other "citizens". Then:

The three votes will be sorted from the lowest to the highest, and the *middle vote* out of the three will be elected.

► For example: (click to expand)
Remember: the other two citizens' votes are chosen at random, with each vote between 1 and 5 equally likely for each citizen.

(a) T treatment: entire screen

The "obtainable numbers" will be the votes of the two other citizens, and all the numbers between them. Out of these "obtainable numbers", the one *closest to your own vote* will be elected.

(b) M treatment: changed text

Figure 5: Median Voting Screen. The participant chose number 2, but has not yet submitted their vote.

Time left to complete this page: 0:11

ROUND 2

Your money payout in this round is: **\$3.43**

Place your bid here:

\$ **3.25**

Remember, the system will randomly pick the bids of four other "bidders". Then:

You will win the auction if you placed the *highest bid*. If you win, you will *pay a price* equal to the *second highest bid*.

► For examples and details: (click to expand)
Remember: If you win, you will earn your payout, **minus the price paid** in the auction.

[Submit bid](#)

(a) T treatment: entire screen

Your "price to win" the auction will be set to the *highest bid* placed by the other bidders. If your bid is higher than this "price to win", then you will win the auction and pay this price.

(b) M treatment: changed text

Figure 6: Second-Price Auction Screen. The participant entered \$3.25, but has not yet submitted their bid.

As the figures show, in Median participants vote for one of five candidate numbers (1–5) by clicking on their chosen number. In Auction, participants enter a bid between \$0.00 and \$5.00. In both mechanisms, the only main-screen difference between T and M is the larger-font text to the right of the thick black vertical line (and the way the outcome is described in the examples—which participants can see again using a "click to expand" link).

8.3 Data

The experiment was conducted on February 4–5, 2022. We recruited US 18+ participants on the Prolific platform (<https://www.prolific.co>). 226 participants started the experiment and progressed beyond the informed-consent screen; 200 completed it.³⁴ Subjects received \$2 for participation and earned an additional \$6.33 on average through their voting and bidding. Median respondent age is 29; 51% are female; and median completion time is 20.6 minutes.

8.4 Results

Table 4 presents our main results. In Median, participants vote for their highest-earning candidate 70 percent of the time under T, and 80 percent of the time under M. A two-sided t -test for equality of means yields a p -value of 0.01. This difference is arguably large; it is larger still when comparing the fraction of participants who play straightforwardly *in every round*: 26 percent in T versus 52 percent in M; $p = 0.0003$. (Figure 7 shows the full distributions.) Participants also earn 6 percent more in M (\$3.00) than in T (\$2.83), however this result is not statistically strong ($p = 0.10$).

Table 4: Straightforward Play and Earning by Treatment.

	Median Voting			Second-Price Auction		
	Trad. (T)	Menu (M)	p -value	Trad. (T)	Menu (M)	p -value
% Straightforward	70 (3)	80 (3)	0.01	37 (4)	34 (3)	0.55
% All Straightforward	26 (4)	52 (5)	0.0003	13 (3)	10 (3)	0.66
\$ Earning	2.83 (0.07)	3.00 (0.07)	0.10	3.40 (0.26)	3.40 (0.24)	0.98
N Participants	100	100		100	100	

Notes: “% Straightforward”: participants’ average fraction of the ten rounds with straightforward play (in Median, voting for the ideal number; in Auction, bidding within \$0.10 of the private value). “% All Straightforward”: share of participants with straightforward play in all ten rounds. “\$ Earnings”: participants’ average dollar amount earned across all rounds. Standard errors are in parentheses. p -values for Straightforward and Earnings: two-sample, two-sided equality-of-means t -test (Welch’s t -test); p -values for All Straightforward: two-sample, two-sided equality-of-proportions test.

³⁴Of the incompletes, 6 dropped on the introductory screen before any treatment began, 16 dropped during Median setup screens (5 in T, 11 in M), and 4 during Auction (3 in T, 1 in M). Our (pre-registered) intention was to recruit a total of 200 participants. Due to miscommunication, our RA kept recruiting until we had 200 *completes*. Excluding the additional completes (beyond the first 200 participants who started the experiment) does not affect our results more than trivially, but the % Straightforward p -value reported in Table 4 below for Median changes from 0.01 to 0.02. See Appendix A for additional analysis of the dropouts.

In Auction, we find essentially no difference across the treatments in either straightforward bidding or earning. This (non-)result holds regardless of the distance d between bids and private values that we consider acceptable.³⁵ In both mechanisms, comparing first to last five rounds to explore learning, fatigue, or boredom, we find essentially no difference.

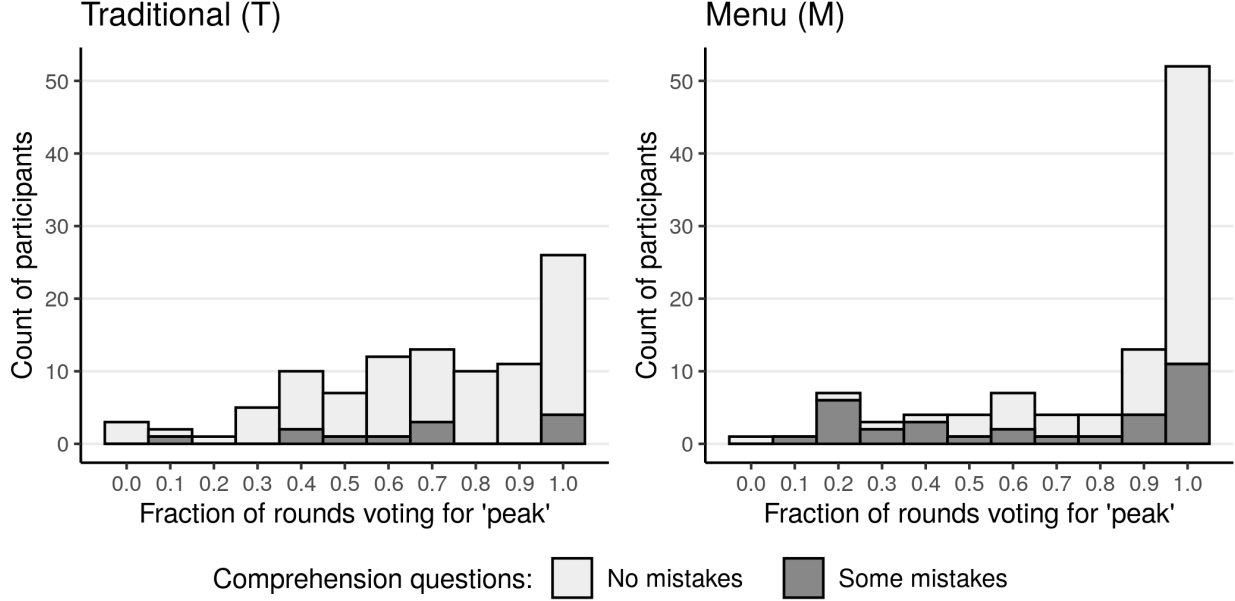


Figure 7: Median Voting. Distributions of participants’ fraction of rounds with straightforward play. “No/Some mistakes” patterns divide participants by performance on the comprehension questions. $N = 100$ in each of T and M.

To further investigate our strong results in Median, Figure 7 and Table 5 report on the relationship between straightforward play and participants’ understanding of the mechanism’s description, as measured by the comprehension questions. The table highlights three findings. First, in M, answering all comprehension questions correctly on first attempt is associated with significantly more straightforward play: 87 percent in the “No Mistakes” column versus 65 percent in the “Some Mistakes” column, $p = 0.002$. Further subdividing participants with some mistakes by the number of examples in which they made mistakes—in the three rightmost columns—similarly suggests a monotonically decreasing trend (although the subsamples are small). In contrast, in T we find no such differences, with 70 versus 67 percent straightforward play in the No versus Some Mistakes columns ($p = 0.79$). Second, the comprehension questions seem harder to correctly answer on first attempt in M than in T: N Participants = 68 versus 88, respectively, in the “No mistakes” column. Third, straightforward

³⁵Table 4 reports the results for Auction with a stringent definition of straightforward play, resulting in low straightforward percentages. See Appendix A for more lenient definitions, which result in straightforward percentages closer to those in Median.

play is rather similar among participants in M with at least one mistake ($N = 32$, 65 percent straightforward play) and participants in T—either those with mistakes ($N = 12$, 67 percent) or those without them ($N = 88$, 70 percent). Taken together, these three findings suggest that while comprehension may be more challenging for some in M than in T, M significantly increases straightforward play for quick comprehenders while not decreasing it for the others.

Table 5: Straightforward Play by Treatment and Comprehension Mistakes in Median Voting.

		No Mistakes	Some Mistakes	p -value	# of examples w/ mistakes:		
					1	2	3
T	% Straightforward	70 (3)	67 (8)	0.79	66 (11)	50 (9)	100 (NA)
	N Participants	88	12		7	3	2
M	% Straightforward	87 (3)	65 (6)	0.002	69 (11)	67 (8)	50 (14)
	N Participants	68	32		10	17	5

Notes: p -value: two-sided Welch’s test between participants who correctly answer all questions on first try (“No Mistakes”) and those who do not (“Some Mistakes”). Standard errors are in parentheses. Those who made at least one mistake in the comprehension questions are further subdivided by the number of examples (each of which contained two questions) out of three where they made mistakes.

While we can only speculate why, unlike in Median, in Auction we find no difference in straightforward play between M and T, one common comprehension-question mistake in Auction may provide some insight. Several participants appear to mistake the mechanism for a first-price auction: they mistakenly write their own bid (which is given to them in the question) as the price they will pay if they win the auction. In M versus T, 18 versus 8 participants make this mistake (equality-of-proportions $p = 0.06$). Since this misconception about a second-price auction is something we specifically hoped that a menu description could help dispel, this (ex post) finding may hint at a fundamental problem with our menu description in Auction—a problem that future research can explore, but that our theory does not shed light on. For additional discussion and analysis (and samples of the comprehension pages), see [Appendix A](#).

Overall, the results in this section suggest that while our first-attempt designs of menu descriptions still need work, they already show promise. On the one hand, in both Median and Auction, our menu descriptions—which are conspicuously longer than traditional descriptions—appear more difficult to grasp. On the other hand, our menu descriptions do not meaningfully reduce average straightforward play in Auction, while significantly increasing it in Median.³⁶ Furthermore, in Median, our menu description does not on average

³⁶One hypothesis, yet untested, as to why we find a difference across M and T in Median but not in

dramatically decrease straightforward play relative to the traditional description even when focusing only on those who do not easily understand it—but it dramatically increases such play among those who quickly understand it. We return to these findings in our concluding remarks, where we also discuss their potential redistributive implications, and propose future directions for needed additional empirical work.

9 Related work

A major cornerstone of the contemporary “strategic simplicity” program in mechanism design is [Li \(2017\)](#), who introduces OSP mechanisms to formally explain why certain mechanisms that implement a social choice rule are easier to play than others. In an empirical follow-up work, [Breitmoser and Schweighofer-Kodritsch \(2022\)](#) show that even *describing* or *framing* a social choice rule as an OSP mechanism—even if it is implemented as a direct mechanism—can improve the rate of straightforward behavior. Alas, many desirable social choice rules do not have OSP mechanisms, including the matchings rules TTC ([Li, 2017](#)) and DA ([Ashlagi and Gonczarowski, 2018](#)) (in both of these, OSP implementations are possible only in rare special cases of institutions’ priorities, [Troyan, 2019](#); [Mandal and Roy, 2021](#); [Thomas, 2021](#)), and even for Median Voting and two-item welfare-maximizing auctions for bidders with additive valuations ([Bade and Gonczarowski, 2017](#)).

Our paper can be seen as contributing to this line of work by noting that once a social choice rule is described as being run via a certain extensive-form mechanism but is actually run as a direct mechanism, one can in fact describe it as a *different* extensive-form mechanism to each participant. Because a description needs to explain strategyproofness to only one player (the player reading the description), it is enough to describe it as a mechanism that is OSP for only that player. This ability to target only one player fortunately brings the entire class of strategyproof social choice rules (not just those that are OSP-implementable) back under our scope, and menu descriptions in fact describe any strategyproof rule to one player at a time as a mechanism that is *strongly* obviously strategyproof (a concept defined by [Pycia and Troyan, 2021](#)) for that player. Correspondingly, by our notions of simplicity we achieve strategically simple descriptions of Median Voting, TTC, and even DA. Note, however, an important difference between our framework and earlier ones: While any OSP mechanism is intended to be simple to play, not every menu description is simple to grasp. For example, a “brute force” approach such as [Example 2.5](#) always gives a menu description,

Auction is that in Auction, M and T are simply too similar. Indeed, they essentially just switch the order of two sentences and fix the grammar accordingly. In contrast, in Median there is a genuine algorithmic change from T to M.

but seems too cumbersome to give a practical way to describe mechanisms, and in particular is far from the simplicity of other menu descriptions that we found. Thus, for each fixed strategyproof social choice rule, the challenge lies not in finding (or ascertaining the existence of) *any* menu description, but rather in finding appealing menu descriptions, or alternatively proving that no such descriptions are possible.

Different notions of a player’s budget set have been defined in matching markets (Segal, 2007; Azevedo and Leshno, 2016; Leshno and Lo, 2021; Immorlica et al., 2020); these are typically different sets from the player’s menu.³⁷ However, there is often some high-level conceptual relation: whereas a menu demonstrates, *ex ante*, the strategyproofness of a rule, budget sets help to verify, *ex post*, that the social choice rule worked as promised (for instance, verifying that the matching is stable). Budget sets are mostly used in these papers to calculate welfare in continuum markets, though Leshno and Lo (2021, Proposition 2) also gives a characterization of the menu of TTC in finite markets, by embedding such markets in continuum markets. This continuum-embedding characterization does not seem to be aimed at yielding an alternative description of TTC. That paper does mention that the fact that this menu is independent of an applicant’s type (which, by Hammond, 1979, is true for any strategyproof mechanisms) could help explain strategyproofness, but does not discuss how or whether the menu relates to the traditional description, to any other description, or to the calculation of the full outcome.

The menu in DA is also a distinct notion from the set of stable partners of an applicant. Even though each applicant gets her favorite choice out of her set of stable partners (Gale and Shapley, 1962), this set cannot help to explain strategyproofness in the way that an applicant’s menu can, because an applicant’s report can affect this set. A vast literature develops techniques for analyzing DA by incrementally modifying submitted preference lists (e.g., Gale and Sotomayor, 1985a; Immorlica and Mahdian, 2005; Hatfield and Milgrom, 2005; Gonczarowski, 2014; Ashlagi et al., 2017; Cai and Thomas, 2022, to name a few)—the direct proof in Appendix C of Theorem 3.1 builds upon such techniques. We are not aware of any prior characterizations of the menu in DA.

Our theoretical analysis, to the best of our knowledge, is the first to analyze different ways

³⁷For the specific mechanism of DA, the budget set of applicant i is typically defined as the set of institutions j such that i has at least as high priority at j as $\mu(j)$, where μ is the outcome of DA. (Note that this set depends on both t_i and $_{-i}$.) In finite markets, the menu in DA is not given in a simple way by this budget set or the priorities. For example: Let institutions h_1, h_2, h_3 , and h_4 have priorities $h_1 : d_1 \succ d_2$; $h_2 : d_4 \succ d_3 \succ d_2 \succ d_1$; $h_3 : d_3$; $h_4 : d_2 \succ d_4$. Let applicants d_1, d_2, d_3 , and d_4 have preferences $d_1 : h_1 \succ \dots$; $d_2 : h_1 \succ h_2 \succ h_4 \succ \dots$; $d_3 : h_3 \succ \dots$; $d_4 : h_4 \succ h_2 \succ \dots$. Then DA pairs h_i to d_i for each $i = 1, \dots, 4$, and h_2 is in the budget set of applicants d_2, d_3 and d_4 . However, h_2 is in the menu of applicants d_1, d_2 , and d_4 . So, despite d_3 being higher priority than d_2 at h_2 , h_2 is not on d_3 ’s menu; despite d_1 being lower priority than d_2 at h_2 , h_2 is on d_1 ’s menu.

to describe multi-player mechanisms in terms of menus. There is some empirical relation with the recent working paper of [Katušćák and Kittsteiner \(2020\)](#), which suggests describing a matching mechanism (specifically, TTC) via menus. That paper uses a single menu description that is very close to that of [Example 2.5](#), which essentially calculates the menu by iterating over possible reports and running the standard TTC description for each report to determine which outcomes are possible.³⁸ While that work suggests menu descriptions as a promising direction for research, we believe that menu descriptions will not be practical unless they are (nearly) as natural and easy-to-understand as traditional descriptions. Thus, our main focus is in finding menu descriptions that do not sacrifice understandability, and in formalizing the trade-offs between exposing different properties of mechanisms. We are not aware of any additional papers that empirically explore different, equivalent ways of explicitly describing the way a (direct) mechanism works, without changing the feedback or information presented to the participants. Further from us are empirical papers that explore *advice* that explicitly informs participants of the strategyproofness of the mechanisms, such as [Masuda et al. \(2022\)](#) (for auctions) and [Guillen and Hakimov \(2018\)](#) (for TTC); somewhat relatedly, [Danz et al. \(2020\)](#) study the empirical effect of providing or withholding information on the exact workings of the mechanism.

There is a large literature within computer science looking at the menu in single-player mechanisms, particularly in the context of the revenue-maximizing monopolist problem with one buyer. The most common object of study is the structural complexity of the menu, i.e., how many different entries are offered on the menu ([Hart and Nisan, 2019](#); [Daskalakis et al., 2017](#); [Babaioff et al., 2022](#); [Saxena et al., 2018](#); [Gonczarowski, 2018](#)). Most relatedly within computer science is [Dobzinski \(2016\)](#) and follow-up work, which consider the properties of menus in multi-buyer auctions in some detail, and use menus as a tool for analyzing mechanisms and bounding communication complexity. Because our viewpoint lies on defining (instead of analyzing) mechanisms in terms of menus, many technical distinctions arise. (For instance, our bounds are on the memory requirements of algorithms and/or on how many times they can read their input, rather than on their communication complexity.) We are not aware of prior algorithmic work on finding the menu in matching mechanisms (be it DA or otherwise), for which we give multiple optimal (in terms of complexity) algorithms, as well as impossibility results.

³⁸[Katušćák and Kittsteiner \(2020\)](#) prove three theoretical results: one equivalent to the result of [Hammond \(1979\)](#) (i.e., [Theorem 2.3](#)), one essentially equivalent to [Example 2.5](#) as noted above, and one motivating the use of menu descriptions in terms of *partition obvious dominance* ([Zhang and Levin, 2017](#)).

10 Conclusion

Strategyproofness has long been proposed as a way to make mechanisms fair by theoretically leveling the playing field for players who do not strategize well (Pathak and Sönmez, 2008). We warmly embrace this agenda. We however observe that if disparities remain in participants’ *understanding* of strategyproofness, then the participants remain on uneven footing. These disparities may be hard to avoid, as people appear to differ dramatically in their intuitive grasp of strategyproofness. For example, many people seemingly fail to realize, even when given carefully constructed explanations, that a second-price auction is *not* a real-life haggling process where the bidder can influence their price, and that Deferred Acceptance is *not* a real-life job hunt where one can miss out on otherwise-obtainable satisfactory positions because of time wasted applying to reach positions. Menu descriptions may help clarify such distinctions in these and other real-world strategyproof mechanisms.

At present, menu descriptions still have several limitations, both empirical and theoretical. Empirically, as our experimental results for Second-Price Auction suggest, menu descriptions alone may not be sufficient to convey the crucial distinctions discussed above. Moreover, our first attempt at writing them for real participants suggests that menu descriptions too may not always be equally easily understood by everybody. Eliminating disparities in understanding remains an important challenge, especially as ease of understanding strongly predicts straightforward play in our Median Voting data.

Theoretically, a framework for mechanism descriptions is not a concrete behavioral model of how participants make decisions: our theory provides no quantitative behavioral predictions (e.g., of rates of straightforward behavior) under menu versus non-menu descriptions. (In this aspect, our paper is analogous to Li (2017), which also begins by theoretically motivating certain ways of presenting mechanisms that may make strategyproofness easy to see without predicting how much this could affect behavior; but stands in contrast to Dreyfuss et al. (2022b,a), which begin from behavioral models, and use quantitative predictions derived from these models to seek desirable implementations of mechanisms.) Closely related, our theory provides no guidance on what to do if, e.g., due to issues of trust, the description of the mechanism cannot be personalized for each individual reading it.³⁹ A more general theory that orders mechanisms by the cognitive difficulty of finding one’s dominant strategy could provide guidance on which description to use when, for whatever reason, some descriptions are ruled out.

Menu descriptions provide other avenues for investigation. Since a mechanism is strate-

³⁹However, we remark that traditional descriptions of mechanisms also require trust, e.g., that the description is accurate (Akbarpour and Li, 2020).

gyproof if and only if each player always gets her favorite outcome from her menu, the menu also provides a natural way to *define* strategyproofness. Inspired by this, one could consider a “black box” menu description that simply tells players that *some* menu will be calculated using only other players’ types, without specifying any details. However, beyond conveying strategyproofness, this description conveys no additional information about the mechanism. Thus, this (partial) description does not meet the standard to which we hold all descriptions in the present paper: unambiguously describing a player’s outcome in a mechanism. Still, it would be interesting to investigate the behavior of real-world participants under such descriptions. We are currently developing such experiments, along with an experiment on our new menu description of Deferred Acceptance.

This paper applies theoretical tools from computer science to social science. Traditionally, computer science asks whether a given algorithm can be easily run on a computer, after all inputs are known. In contrast, the simplicity conditions in this paper are intended to capture whether a given algorithm can be easily understood by humans, before any input is known. Using these simplicity conditions, we approach the problem of explaining strategyproofness, try to address it by phrasing descriptions of matching mechanisms in terms of menus, and examine tradeoffs between describing the matching and describing the menu. As people’s daily lives become increasingly dominated by algorithms, future work may study other properties one might wish to expose (for example, the fairness of an algorithm may be of first order in some settings), find context-specific methods to expose these properties, and study sets of available options and tradeoffs in a variety of different settings.

References

- A. Abdulkadiroğlu and T. Sönmez. School choice: A mechanism design approach. *American Economic Review*, 93(3):729–747, 2003.
- A. Abdulkadiroğlu, Y.-K. Che, and Y. Yasuda. Resolving conflicting preferences in school choice: The “Boston mechanism” reconsidered. *American Economic Review*, 101(1): 399–410, 2011.
- M. Akbarpour and S. Li. Credible auctions: A trilemma. *Econometrica*, 88(2):425–467, 2020.
- I. Ashlagi and Y. A. Gonczarowski. Stable matching mechanisms are not obviously strategy-proof. *Journal of Economic Theory*, 177:405–425, 2018.
- I. Ashlagi, Y. Kanoria, and J. D. Leshno. Unbalanced random matching markets: The stark

- effect of competition. *Journal of Political Economy*, 125(1):69 – 98, 2017. Abstract in Proceedings of the 14th ACM Conference on Electronic Commerce (EC 2013).
- S. Assadi. Lecture 2: The maximum bipartite matching problem, 2020. URL <https://people.cs.rutgers.edu/~sa1497/courses/cs671-f20/lec2.pdf>. Lecture notes for Rutgers course CS 671: Graph Streaming Algorithms and Lower Bounds.
- E. M. Azevedo and J. D. Leshno. A supply and demand framework for two-sided matching markets. *Journal of Political Economy*, 124(5):1235–1268, 2016.
- M. Babaioff, Y. A. Gonczarowski, and N. Nisan. The menu-size complexity of revenue approximation. *Games and Economic Behavior*, 134:281–307, 2022. Extended abstract in Proceedings of the 49th Annual ACM SIGACT Symposium on Theory of Computing (STOC 2017).
- S. Bade and Y. A. Gonczarowski. Gibbard-satterthwaite success stories and obvious strategyproofness. In *Proceedings of the 18th ACM Conference on Economics and Computation (EC)*, page 565, 2017.
- I. Bó and R. Hakimov. Pick-an-object mechanisms. Mimeo, 2020. URL <https://ssrn.com/abstract=3560372>.
- Y. Breitmoser and S. Schweighofer-Kodritsch. Obviousness around the clock. *Experimental Economics*, 25:483–513, 2022.
- L. Cai and C. Thomas. Representing all stable matchings by walking a maximal chain. Mimeo, 2019. URL <https://arxiv.org/abs/1910.04401>.
- L. Cai and C. Thomas. The short-side advantage in random matching markets. In *Proceedings of the 5th SIAM Symposium on Simplicity in Algorithms (SOSA)*, pages 257–267, 2022.
- D. L. Chen, M. Schonger, and C. Wickens. oTree—an open-source platform for laboratory, online, and field experiments. *Journal of Behavioral and Experimental Finance*, 9(C): 88–97, 2016.
- Y. Chen and T. Sönmez. School choice: An experimental study. *Journal of Economic Theory*, 127(1):202–231, 2006.
- D. Danz, L. Vesterlund, and A. J. Wilson. Belief elicitation: Limiting truth telling with information on incentives. Working paper 27327, National Bureau of Economic Research, 2020.

- C. Daskalakis, A. Deckelbaum, and C. Tzamos. Strong duality for a multiple-good monopolist. *Econometrica*, 85(3):735–767, 2017.
- S. Dobzinski. Computational efficiency requires simple taxation. In *Proceedings of the 57th Annual IEEE Symposium on Foundations of Computer Science (FOCS)*, 2016.
- B. Dreyfuss, O. Glicksohn, O. Heffetz, and A. Romm. Deferred acceptance with news utility. In preparation, 2022a.
- B. Dreyfuss, O. Heffetz, and M. Rabin. Expectations-based loss aversion may help explain seemingly dominated choices in strategy-proof mechanisms. *Forthcoming in American Economic Journal: Microeconomics*, 2022b.
- E. L. Dubins and A. D. Freedman. Machiavelli and the Gale-Shapley algorithm. *American Mathematical Monthly*, 88:485–494, 1981.
- D. Gale and L. S. Shapley. College admissions and the stability of marriage. *American Mathematical Monthly*, 69:9–14, 1962.
- D. Gale and M. Sotomayor. Ms. Machiavelli and the stable matching problem. *American Mathematical Monthly*, 92(4):261–268, 1985a.
- D. Gale and M. Sotomayor. Some remarks on the stable matching problem. *Discrete Applied Mathematics*, 11(3):223–232, 1985b.
- Y. A. Gonczarowski. Manipulation of stable matchings using minimal blacklists. In *Proceedings of the 15th ACM Conference on Economics and Computation (EC)*, page 449, 2014.
- Y. A. Gonczarowski. Bounding the menu-size of approximately optimal auctions via optimal-transport duality. In *Proceedings of the 50th Annual ACM SIGACT Symposium on Theory of Computing (STOC)*, pages 123–131, 2018.
- P. Guillen and R. Hakimov. The effectiveness of top-down advice in strategy-proof mechanisms: A field experiment. *European Economic Review*, 101:505–511, 2018.
- D. Gusfield and R. Irving. *The stable marriage problem: Structure and algorithms*. MIT Press, 1989.
- R. Hakimov and D. Kübler. Experiments on centralized school choice and college admissions: A survey. *Experimental Economics*, 24:434–488, 2021.
- P. J. Hammond. Straightforward individual incentive compatibility in large economies. *Review of Economic Studies*, 46(2):263–282, 1979.

- S. Hart and N. Nisan. Approximate revenue maximization with multiple items. *Journal of Economic Theory*, 172:313–347, 2017. Abstract in Proceedings of the 13th ACM Conference on Electronic Commerce (EC 2012).
- S. Hart and N. Nisan. Selling multiple correlated goods: Revenue maximization and menu-size complexity. *Journal of Economic Theory*, 183:991–1029, 2019. Abstract (“The menu-size complexity of auctions”) in Proceedings of the 14th ACM Conference on Electronic Commerce (EC 2013).
- A. Hassidim, D. Marciano, A. Romm, and R. I. Shorrer. The mechanism is truthful, why aren’t you? *American Economic Review*, 107(5):220–24, 2017.
- J. W. Hatfield and P. R. Milgrom. Matching with contracts. *American Economic Review*, 95(4):913–935, 2005.
- N. Immorlica and M. Mahdian. Marriage, honesty, and stability. In *Proceedings of the 16th Annual ACM-SIAM Symposium on Discrete Algorithms (SODA)*, pages 53–62, 2005.
- N. Immorlica, J. Leshno, I. Lo, and B. Lucier. Information acquisition in matching markets: The role of price discovery. Mimeo, 2020. URL <https://ssrn.com/abstract=3705049>.
- R. W. Irving and P. Leather. The complexity of counting stable marriages. *SIAM Journal on Computing*, 15(3):655–667, 1986.
- J. H. Kagel and D. Levin. Independent private value auctions: Bidder behaviour in first-, second- and third-price auctions with varying numbers of bidders. *Economic Journal*, 103(419):868–879, 1993.
- P. Kátuščák and T. Kittsteiner. Strategy-proofness made simpler. Mimeo, 2020.
- J. D. Leshno and I. Lo. The cutoff structure of top trading cycles in school choice. *Review of Economic Studies*, 88(4):1582–1623, 2021.
- S. Li. Obviously strategy-proof mechanisms. *American Economic Review*, 107(11):3257–87, 2017.
- A. Mackenzie and Y. Zhou. Menu mechanisms. *Journal of Economic Theory*, 204:105511, 2022.
- P. Mandal and S. Roy. Obviously strategy-proof implementation of assignment rules: A new characterization. *International Economic Review*, 63(1):261–290, 2021.

- T. Masuda, R. Mikami, T. Sakai, S. Serizawa, and T. Wakayama. The net effect of advice on strategy-proof mechanisms: An experiment for the Vickrey auction. *Experimental Economics*, 25:902–951, 2022.
- D. G. McVitie and L. B. Wilson. The stable marriage problem. *Communications of the ACM*, 14(7), 1971.
- P. A. Pathak and T. Sönmez. Leveling the playing field: Sincere and sophisticated players in the boston mechanism. *American Economic Review*, 98(4):1636–52, 2008.
- M. Pycia and P. Troyan. A theory of simplicity in games and mechanism design. Discussion Paper DP14043, CEPR, 2021. Abstract (“Obvious Dominance and Random Priority”) at Proceedings of the 20th ACM Conference on Economics and Computation (EC 2019).
- A. Rees-Jones. Suboptimal behavior in strategy-proof mechanisms: Evidence from the residency match. *Games and Economic Behavior*, 108(C):317–330, 2018.
- A. E. Roth. The economics of matching: stability and incentives. *Mathematics of Operations Research*, 7(4):617–628, 1982.
- A. E. Roth. On the allocation of residents to rural hospitals: A general property of two-sided matching markets. *Econometrica*, 54(2):425–427, 1986.
- A. E. Roth. The economist as engineer: Game theory, experimentation, and computation as tools for design economics. *Econometrica*, 70(4):1341–1378, 2002.
- A. E. Roth and A. Postlewaite. Weak versus strong domination in a market with indivisible goods. *Journal of Mathematical Economics*, 4(2):131–137, 1977.
- A. Rubinstein, R. R. Saxena, C. Thomas, S. M. Weinberg, and J. Zhao. Exponential communication separations between notions of selfishness. In *Proceedings of the 53rd Annual ACM SIGACT Symposium on Theory of Computing (STOC)*, pages 947–960, 2021.
- R. R. Saxena, A. Schwartzman, and S. M. Weinberg. The menu complexity of “one-and-a-half-dimensional” mechanism design. In *Proceedings of the 29th Annual ACM-SIAM Symposium on Discrete Algorithms (SODA)*, pages 2026–2035, 2018.
- I. Segal. The communication requirements of social choice rules and supporting budget sets. *Journal of Economic Theory*, 136(1):341–378, 2007.
- L. Shapley and H. Scarf. On cores and indivisibility. *Journal of Mathematical Economics*, 1(1):23–37, 1974.

- R. I. Shorrer and S. Sóvágó. Obvious mistakes in a strategically simple college admissions environment. Discussion Paper 2017-107/V, Tinbergen Institute, 2017.
- C. Thomas. Classification of priorities such that deferred acceptance is OSP implementable. In *Proceedings of the 22nd ACM Conference on Economics and Computation*, page 860, 2021.
- P. Troyan. Obviously strategy-proof implementation of top trading cycles. *International Economic Review*, 60(3):1249–1261, 2019.
- L. Zhang and D. Levin. Bounded rationality and robust mechanism design: An axiomatic approach. *American Economic Review*, 107(5):235–39, 2017.

A Additional Experimental Analysis

In this appendix, we provide additional analysis of our experimental data.

A.1 Median

What do participants vote for? First, one can ask: *when participants do not play straightforwardly, what strategies are they following?* Table A.1 reports how votes were placed, conditioned on the location of the peak in the earnings table. We observe that there is a clear trend towards voting for numbers adjacent to the peak. In T and M respectively, only 12 and 14 percent of all non-peak votes are for a number more than 1 farther from the peak. If non-peak votes were uniformly distributed over all non-peak numbers, this statistic should be 60 percent. Most, but far from all, of non-peak votes are for the second-highest valued number.

One might conjecture that participants may be confusing the mechanism with another. However, if the confused-with mechanism takes the (rounded) *average* of the three participants votes, then all of the earnings tables in our distribution with peak at 1 or 2 would maximize their utility by voting for 1 (and similarly, all those with peak at 4 or 5 would want to vote for 5). Thus, confusion with an averaging mechanism cannot explain the large fraction of votes that are placed closer to the middle (i.e., to 3) than the peak.

All told, it is hard to identify systematic non-straightforward behavior beyond the finding that people generally vote close to their optimal vote.

Table A.1: The marginal tables of voting across all rounds of all participants.

Traditional Treatment								Menu Treatment							
Ideal Num.	Total Count	Percent (%) Voted For:						Ideal Num.	Total Count	Percent (%) Voted For:					
		1	2	3	4	5	2 nd			1	2	3	4	5	2 nd
1	234	68	27	4	1	0	–	1	200	72	24	2	1	1	–
2	186	16	70	12	2	1	17	2	201	5	84	9	1	0	8
3	208	1	14	77	8	0	17	3	208	1	7	84	8	0	11
4	190	1	1	13	69	17	19	4	195	1	2	11	85	2	6
5	182	0	1	8	27	64	–	5	195	1	1	4	19	75	–

Notes: When the Ideal Number (the peak of the single-peaked earnings table) is not 1 or 5, the fraction of rounds where the participant voted for their *second* highest valued number is also shown. (A single participant in a single round in M failed to submit a vote within the 30-second window.

Comprehension questions. Figure A.1 provides samples of the comprehension-questions page. The comprehension questions in T seemed noticeably easier than in M—12 of the 100

T participants failed to answer all the comprehension questions on first attempt¹; the same number is 32 in M². While we did not expect this, in hindsight we speculate that it is due to the increased complexity of the menu description, namely, the fact that the menu description (and the corresponding comprehension questions) necessarily compute the menu, an object not found in the traditional description. (Our menu descriptions are also conspicuously longer than their traditional counterparts, and their comprehension questions are phrased in a way that is less self-contained, i.e. they require remembering how the menu is calculated.)

Recall that as Table 5 shows, completing all comprehension questions on the first try is associated with a sharp increase in the rate of straightforward behavior under M but not under T. On one hand, in retrospect, this may result from the comprehension questions being more difficult in M, as they may more accurately classify the participants according to their numeracy or how well they understand the mechanism. (For this reason, we do not investigate the correlation between comprehension and straightforwardness across treatments, but only within T or within M.) On the other hand, it may reinforce the natural notion that menu descriptions are only worth using when participants can understand them well.

Dropouts. 20 participants dropped out of the experiment after the informed consent and introductory screens: 16 during Median, and 4 during Auction. They are not included in our analysis. Including the 4 Auction dropouts could not effect our findings and conclusions (for either Auction or Median) more than trivially. While including the 16 Median dropouts—5 in T and 11 in M—*could* affect our findings, under reasonable assumptions they would not affect our conclusions much.³ For example, if all dropouts in both T and M play i.i.d. uniformly randomly—yielding straightforward play in 20 percent of the rounds, and essentially never in all rounds—then the “% Straightforward” row in Table 4 would be 67 in T and 74 in M, p -value = 0.11; and the “% All Straightforward” row would be 25 and 48, p = 0.0008. Under the potentially more plausible assumption that the dropouts play similarly to participants who had some comprehension-question mistakes—after all, a large fraction of the dropouts occur on the comprehension screen—our findings are still less affected. In particular, if dropouts in T and M, respectively, are assumed to each play straightforward in

¹Some (arbitrarily chosen) examples of mistakes in T include: not writing a repeated vote twice; sorting the numbers high-to-low; (seemingly) confusing which bubble corresponded to which elected number; writing the numbers by their listed order instead of their sorted order; or entering the elected number in the blank for the sorted numbers.

²Most of the relevant mistakes which occurred in T also sometimes occurred in M. Some of the most common mistakes specific to M included: thinking that a number is obtainable if it is between *any* pair of votes (instead of between the other citizens’ votes); thinking the obtainable numbers *couldn’t* include the votes of the other two citizens; or thinking the obtainable numbers were *only* the votes of the other two citizens.

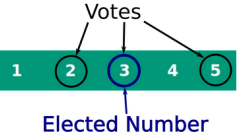
³Of the 16, 5 dropped on the first screen describing the mechanism (1 in T, 4 in M), 1 dropped on the practice round (in T), and 10 dropped on the comprehension screen (3 in T, 7 in M).

Remember, you will submit a vote, and the system will randomly pick the votes of two other "citizens". Then:

The three votes will be sorted from the lowest to the highest, and the *middle vote* out of the three will be elected.

Let's go through some more examples of elections:

- If the other two citizens vote for 3 and 2, and you vote for 5, then the votes from the lowest to the highest are 2, 3, and 5, and the elected number will be 3.



To proceed, please answer the following questions about how the election works:

1. If the other two citizens vote for 1 and 5, and you vote for 3:
Please sort the three votes from lowest to highest, and enter them below (separated by spaces):

What is the elected number?

☐ 1 ☐ 2 ☐ 3 ☐ 4 ☐ 5

(a) Median, Traditional (T)

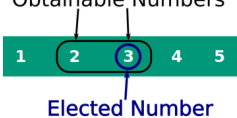
Remember, you will submit a vote, and the system will randomly pick the votes of two other "citizens". Then:

The "obtainable numbers" will be the votes of the two other citizens, and all the numbers between them.

Out of these "obtainable numbers", the one *closest to your own vote* will be elected.

Let's go through some more examples of elections:

- If the other two citizens vote for 3 and 2, then the obtainable numbers are 2 and 3. If you vote for 5, then the elected number will be 3.



To proceed, please answer the following questions about how the election works:

1. If the other two citizens vote for 1 and 5, and you vote for 3:
Please enter the obtainable numbers below (separated by spaces):

What is the elected number?

☐ 1 ☐ 2 ☐ 3 ☐ 4 ☐ 5

(b) Median, Menu (M)

Remember, you will submit a bid, and the system will randomly pick the bids of four other "bidders". Then:

You will win the auction if you placed the *highest bid*.

If you win, you will *pay a price* equal to the *second highest bid*.

Questions about the auction:

1. If you bid \$4.00, and the other players bid \$3.50, \$2.00, \$2.45, and \$3.10:
Do you win the auction?

☐ Yes ☐ No

If yes, what price do you pay? (If no, you may leave this blank)

 \$

(c) Auction, Traditional (T)

Remember, you will submit a bid, and the system will randomly pick the bids of four other "bidders". Then:

Your "price to win" the auction will be set to the *highest bid* placed by the other bidders.

If your bid is higher than this "price to win", then you will win the auction and pay this price.

Questions about the auction:

1. If you bid \$4.00, and the other players bid \$3.50, \$2.00, \$2.45, and \$3.10:
What is your price to win the auction?

 \$

Do you win the auction?

☐ Yes ☐ No

(d) Auction, Menu (M)

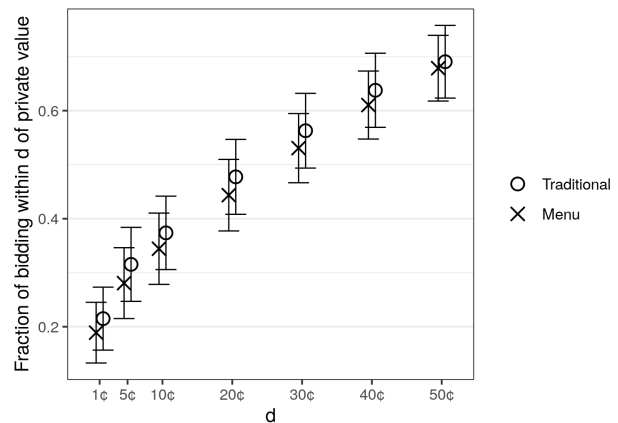
Figure A.1: Excerpts of the comprehension pages, by mechanism and treatment.

Notes: Each comprehension page starts with a reminder of the mechanism description, followed by several examples, and then asks comprehension questions. See the online experimental materials.

67 and 65 percent of rounds (see Table 5’s “Some Mistakes” column), then the “% Straightforward” row in Table 4 would be 69 in T and 79 in M, $p = 0.01$; if dropouts are assumed to play all rounds straightforward 33 and 34 percent of the time (matching the data), then the “% All Straightforward” row (after rounding to integer numbers of participants) would be 27 in T and 50 in M, $p = 0.0006$. Indeed, it would take an extreme—and extremely unrealistic—assumption to make the “% Straightforward” row (almost) identical across the treatments: if dropouts in T and M would have played straightforwardly, respectively, 100 and 0 percent of the time, then the “% Straightforward” row would be 71 in T and 72 in M. However, even under this unlikely worst-case assumption, the “% All Straightforward” row would still be very different across the treatments: 30 in T and 47 in M, $p = 0.01$.

Table A.2: Straightforward rates by d .

d (\$)	Trad. (T) ($N = 100$)	Menu (M) ($N = 100$)	p
0.01	0.21 (0.03)	0.19 (0.03)	0.53
0.05	0.32 (0.04)	0.28 (0.03)	0.47
0.10	0.37 (0.04)	0.34 (0.03)	0.55
0.20	0.48 (0.04)	0.44 (0.03)	0.50
0.30	0.56 (0.04)	0.53 (0.03)	0.50
0.40	0.64 (0.03)	0.61 (0.03)	0.56
0.50	0.69 (0.03)	0.67 (0.03)	0.79



Notes: d (\$): the distance in dollars from the private value that bidding within which is considered straightforward play. Standard errors are reported in parentheses. p : two-sided, Welch’s test, weighted by the number of rounds such that all bids within d of the private value are possible. In the plot, capped bars show 95% confidence intervals.

A.2 Auction

Overall, Auction appears more difficult for the participants than Median. Few bids follow the exact dominant strategy of submitting a bid equal to one’s private value (or, due to tie-breaking, bidding one cent more). Indeed, only 21 and 19 percent of bids, respectively in T and M, are within 1 cent of the private value; and only 7 and 1 percent of participants, respectively, bid within 1 cent in every round.

On the other hand, the number of possible strategies is far larger in Auction than in Median, as any bid (of a whole number of cents) between \$0.00 and \$5.00 is possible. Taking a “range of strategies” consisting of 1/5 of all possible bids—the same overall fraction of possible strategies that constitute straightforward play in Median—yields results much more in

Table A.3: Comprehension mistakes in Auction.

	T	M	p
Qs 1, 2, or 3	24	34	
Qs 1 or 3	23	30	0.34
Qs 1, 2, or 3, price = bid	8	18	
Qs 1 or 3, price = bid	8	18	0.06
Qs 4, 5, or 6	21	20	1.00
Any question	37	41	

Notes: Each row concerns a subset of the questions (“Qs”) in which the participant may have mistakes. Questions 1, 2, and 3 concerned how the auction worked. Of these, questions 1 and 3 asked for precisely the same information in both treatments (in question 2, some information was optional in T). Questions 4, 5, and 6 concerned how the result of the auction causes the participant to gain or lose money (and these were precisely the same in both treatments). The “price = bid” mistake indicates that (in some relevant question) the participant wrote their own bid as their price. In rows where both treatments ask for the same information, a p -value is reported (two-sided test for equality of proportions).

Table A.4: Straightforward rates by comprehension mistakes and d .

d (\$)		No Mistakes	Some Mistakes	p
0.05	T	0.33	0.25	0.33
	M	0.31	0.23	0.23
	T+M	0.32	0.24	0.11
0.20	T	0.50	0.39	0.18
	M	0.47	0.39	0.07
	T+M	0.49	0.39	0.05
0.50	T	0.73	0.59	0.10
	M	0.70	0.63	0.06
	T+M	0.72	0.61	0.04

Notes: 37 of 100 participants make mistakes in T; 41 of 100 in M. The p -values are two sided (Welch’s t -test, weighted by the number of rounds such that all bids within d of the private value are possible).

line with Median. Namely, setting d (the distance from the private value which is considered “straightforward play”) to \$0.50 results in 69 and 67 percent straightforward in T and M.

It is not clear which value of d should be interpreted as playing the (approximate) dominant strategy. However, [Table A.2](#) indicates that many reasonable values of d produce the (non-)result of no difference across T and M. Other (perhaps more standard) measures of how far participants deviate from “bidding their value” also yield non-results. For example, using mean absolute deviation (MAD), as in [Li \(2017\)](#) and prior work, yields \$0.51 and \$0.55 in T and M, $p = 0.58$. In all of our results reporting straightforward behavior, we exclude all rounds where the private value is within d of the maximum or minimum possible bid (because in these rounds, not all possible bids within plus or minus d of the private value are possible). Including these rounds has essentially no impact on our (non-)results.

We close this appendix section with some additional, speculative thoughts inspired by further analysis of the data. Despite our experimental results, we believe that menu descriptions make strategyproofness mathematically more apparent even for a second price auction. In our case, this hypothesized mathematical ease did not translate into experimental results. While we do not know why, the comprehension questions may suggest that some participants were simply confused by our menu description. In particular, one of the main misconceptions we hoped that menu descriptions could help dispel is that *your price to pay if winning the auction = your bid*. Indeed, a defining property of menu descriptions is that one cannot influence the price one will pay. Our menu description did not achieve this goal. [Table A.3](#) shows that 8 and 18 participants, respectively in T and M, submitted answers to comprehension questions where they wrote their own bid as their price ($p = 0.06$). It may be that the added complexity (in terms of word length and overall conceptual difficulty) in M overshadowed any emphasis that the menu description was intended to put on how the price was calculated.⁴ While menu descriptions of second price auctions may not prove useful in practice after all, future work may provide better and more useful menu descriptions than ours.

B Additional Preliminaries

B.1 Environments

First, we formally define an *environment*.

Definition B.1. An *environment* with n players (or agents) consists of a set A of outcomes,

⁴This could also stem from fine-grained details of the exact wording of the descriptions. For example, in the menu description, if the participants stop reading the first sentence of the description early, they may come away with the understanding that “Your ‘price to win’ the auction will be set to the *highest bid*” (in which case, the mistaken price = bid answer would be correct for questions 1 and 3).

and sets $\mathcal{T}_1, \dots, \mathcal{T}_n$ of types of the n players. For *ordinal environments*, each $t_i \in \mathcal{T}_i$ induces a weak order⁵ $\succeq_i^{t_i}$ over the outcomes in A . For *cardinal environments*, each t_i induces a utility function $u_i(t_i, \cdot) : A \rightarrow \mathbb{R}$ (in these environments, we additionally define $a \succeq_i^{t_i} b$ to mean $u_i(t_i, a) \geq u_i(t_i, b)$).⁶

We remark that all of the mechanisms we consider are *direct revelation*, in that the players are simultaneously asked to report their types to the mechanism. For a strategyproof social choice function, this direct mechanism is dominant-strategy incentive compatible (i.e., truthful reporting is always a dominant strategy). Thus, we sometimes do not notationally distinguish between the social choice function and the corresponding (direct) mechanism.

Now, we define the i -relevant outcome sets, which partition the outcomes according to “what i cares about.”

Definition B.2. We write $a \sim_i b$ when both $a \succeq_i^{t_i} b$ and $b \succeq_i^{t_i} a$ for all $t_i \in \mathcal{T}_i$. That is, $a \sim_i b$ when all types of player i are indifferent between a and b . The *i -relevant outcome sets* (or *i -outcomes*) in some environment are the equivalence classes of A under \sim_i , that is, the partition of A given by $\{\{b \in A : a \sim_i b\} \mid a \in A\}$. We let $[a]_i = \{b \in A : a \sim_i b\}$, and denote the collection of i -outcomes by A_i .⁷

B.2 Matching mechanisms

Our primary domain of interest is (ordinal) *matching mechanisms*, specifically the three canonical strategyproof mechanisms of Serial Dictatorship, Top Trading Cycles, and Deferred Acceptance. Each of these mechanisms is common in practice, and each has its own advantages and disadvantages.

Definition B.3. A *matching environment* is one in which each outcome is some partial matching (i.e., one-to-one pairing that may leave some players unmatched) of players (also referred to as *applicants*) to *institutions*. A type is some possible strict ordering over some subset of the institutions (the subset that the type views as “acceptable”). We refer to a tuple of types (t_1, \dots, t_n) for each applicant as a “preference profile.”

⁵A weak order \succeq is a binary relation that is reflexive (i.e. $a \succeq a$ for all $a \in A$), transitive (i.e. if $a \succeq b$ and $b \succeq c$, then $a \succeq c$), and total (i.e. for all $a, b \in A$, we have either $a \succeq b$ or $b \succeq a$).

⁶When no confusion can arise, we also write $\succeq_i^{t_i}$ in place of $\succeq_i^{t_i}$. We also write $a \succ_i^{t_i} b$ when $a \succeq_i^{t_i} b$, but we do not have $b \succeq_i^{t_i} a$.

⁷When no confusion can arise, we sometimes do not distinguish between an outcome a and the corresponding i -outcome $[a]_i$. We also let $\succeq_i^{t_i}$ denote the natural partial order over i -outcomes induced by the preference relation over outcomes. For example, in cases such as matching where types (of the players) are most naturally described as linear orders (i.e., preference lists) over the institutions, we simply let the type of player i be denoted by \succ_i , and write $a \succ_i b$ if i prefers institution a to institution b .

Note that for each player i , the i -outcome that corresponds to a matching is completely determined by i 's partner in that matching. That is, each i -outcome in a matching environment consists of all matchings μ such that $\mu(i) = h$ for some institution h , and all such matchings are indistinguishable from the point of view of i 's preferences. When no confusion can arise, we identify each i -outcome in a matching environment with the institution to which applicant i matches in that i -outcome.

Note that we assume that the preferences of applicants are strict, i.e., that no applicant type is indifferent between two institutions that it finds acceptable. All of our results apply equally well in environments with and without “outside options,” i.e. regardless of whether applicants rank all institutions or just some subset (and regardless of whether the outcome is always a perfect matching or might only match a subset of applicants). Note that we do not treat the institutions as strategic in any matching environment.

Definition B.4. Serial Dictatorship (SD) is defined with priority order π (i.e., π is any bijection between $\{1, \dots, n\}$ and the applicants). The matching is produced as follows. In order $i = \pi(1), \pi(2), \dots, \pi(n)$, applicant i selects and is permanently matched to her favorite institution that has not already been selected by some preceding (in the order π) applicant.

Serial Dictatorship is a strategyproof mechanism that always produces a Pareto-optimal⁸ matching, and is extremely simple to understand and play. In practice, the priority order π is often selected (from all $n!$ possibilities) uniformly at random; this mechanism is called Random Serial Dictatorship (RSD). RSD may be a reasonable choice of mechanism when applicants do not have meaningful priorities at the institutions. Similarly, SD may be a reasonable choice of mechanism when all institutions have the same priority order over applicants.

Definition B.5. Top Trading Cycles (TTC) is defined with respect to a profile of priority orders $\{\succ_h\}_h$, one for each institution h , over applicants. The matching is produced as follows. Repeat the following until everyone is matched (or have exhausted their preference lists): each remaining (i.e., not-yet-matched) applicant points to her favorite remaining institution, and each remaining institution points to its highest-priority remaining applicant. There must be some cycle in this directed graph (as there is only a finite number of vertices). Permanently match each applicant in this cycle to the institution to which she is pointing. (And this applicant, and the institution, do not participate in future iterations.)

TTC is also a strategyproof mechanism that always produces a Pareto-optimal matching. The intuitive rationale behind the TTC mechanism is as follows: If an applicant a has top

⁸A matching μ is Pareto-optimal for the applicants if there is no other matching μ' such that $\mu'(a) \succeq^{t_i} \mu(a)$ for all applicants a , and $\mu'(a) \succ^{t_i} \mu(a)$ for some applicant a .

priority at some institution h , then that applicant “has a right” to attend h , and a will never match below h in her preference list. However, the applicant may trade away her right to match to h . For example, if another applicant b has top priority at institution h' , and a ’s favorite institution is h' , but b ’s favorite institution is h , then a and b may trade their priorities at h and h' . This trade exactly occurs as a two-applicant (and two-institution) cycle in TTC. Longer cycles are more elaborate priority trading cycles. Moreover, after the applicants in such a cycle are matched, further trades can be made in the sub-market resulting from removing these applicants and institutions, and this process continues until all applicants are matched.

This rationale can be formalized into a number of remarkable properties of TTC. First, since preferences are strict in our model, the TTC outcome is independent of the order in which cycles are chosen to match along:

Lemma B.6 (Follows from [Shapley and Scarf, 1974](#); [Roth and Postlewaite, 1977](#)). *The TTC algorithm defines a unique social choice function for each set of (strict) priority orders $\{\succ_p\}_p$.*

Second, TTC produces a Pareto-optimal outcome in which each applicant is matched to an institution at least as good as any institution in which she has top priority.

Definition B.7. Deferred Acceptance (DA) is defined with respect to a profile of priority orders $\{\succ_h\}_h$, one for each institution h , over applicants. The matching is produced as follows. Repeat the following until every applicant is matched (or has exhausted her preference list): A currently unmatched applicant is chosen to *propose* to her favorite institution which has not yet *rejected* her. The institution then rejects every proposal except for the *top priority applicant* who has proposed to it thus far. Rejected applicants become (currently) unmatched, while the top priority applicant is tentatively matched to the institution. This process continues until no more proposals can be made, at which time the tentative allocations become final.

Typically, when we refer to DA we mean applicant-proposing DA as described above. One can also consider *institution* proposing DA (simply interchanging the two sides, and hence the roles of preferences and priorities), to which we refer as IPDA. (And when we need to clarify, we use APDA to refer to the applicant-proposing version.) When we need to refer specifically to the *algorithm* traditionally used to compute DA (the so-called “Gale–Shapley” algorithm), we call it the “DA algorithm” or similar.

The central objective of DA is *stability* of the resulting matching. A matching μ is unstable if there exists an (unmatched) pair a, h of an applicant and an institution such that $h \succ_a \mu(a)$ and $a \succ_h \mu(h)$. A matching is stable if it is not unstable. Intuitively, the DA process starts from matching each applicant to her favorite institution, then performs the

minimal amount of adjustments needed to ensure stability. For example, if every applicant has a distinct favorite institution, then in the first round of DA they will all propose to their favorite institutions, and exactly this matching will be output. However, if two applicants a_1 and a_2 propose to the same institution h , then in order to preserve stability, we can only tentatively assign to h whichever applicant has higher priority at h . This logic is repeated until every applicant finds some tentative match, which is then made final.

The matching DA produces is always stable. Moreover, it produces the applicant-optimal (for all applicants simultaneously) stable matching. (Thus, DA produces a unique outcome that is independent of the order in which applicants are chosen to propose.) Finally, DA is the unique stable matching mechanism that is strategyproof for the applicants. (Moreover, no stable mechanism can be strategyproof for both applicants and institutions.)

Note that, at a technical level, we use SD, TTC, and DA to refer to the corresponding *social choice function* (or to the corresponding direct-revelation mechanism), not any particular description or algorithm used to calculate it. When we need to refer to a specific algorithmic representation, we use words such as “the traditional DA algorithm”.

B.3 Auctions

Our secondary domain of interest is (*combinatorial*) *auction* environments. These are cardinal-preference environments in which some set of items is to be offered for sale to some set of bidders.

Definition B.8. An *auction environment* for n players (also referred to as *bidders*) and a set of *items* M is one in which an outcome is an allocation (A_1, \dots, A_n) over M (i.e., $A_i \subseteq M$ for every i , and $A_i \cap A_j = \emptyset$ for every $i \neq j$), along with prices (p_1, \dots, p_n) to be paid by the respective bidders. The set of *types* $\mathcal{T}_1, \dots, \mathcal{T}_n$ are (arbitrary) sets of valuation functions $v_i : 2^M \rightarrow \mathbb{R}_{\geq 0}$, which map subsets of M to a valuation for that set of items. The utility of player i under an outcome with allocation (A_1, \dots, A_n) and prices (p_1, \dots, p_n) is $v_i(A_i) - p_i$.

Note that the i -outcomes are completely determined by the items allocated to i , along with the price i pays. That is, all outcomes in which i receives the same set of items and pays the same price are indistinguishable from the point of view of bidder i .

In all of our different auction environments, we consider the allocation function that maximizes *welfare*, i.e., maximizes the sum $\sum_i v_i(A_i)$ over all possible allocations (A_1, \dots, A_n) . Furthermore, we consider the price function that charges the canonical VCG prices, i.e., charges bidder i the externality she exerts on the welfare of the other bidders (i.e., the loss in welfare that the other bidders incur due to the presence of bidder i). That is, when the

welfare-maximizing allocation is (A_1, \dots, A_n) , player i is charged

$$p_i(v_1, \dots, v_n) = \left(\max_{A'_{-i}} \sum_{j \neq i} v_j(A'_j) \right) - \sum_{j \neq i} v_j(A_j)$$

(where the max is taken over all allocations A'_{-i} to bidders other than i). The social choice function defined by these allocation and price functions is strategyproof.

For concreteness, we restrict attention to valuation functions (and thus prices) that are integers in $\{0, 1, \dots, K\}$, for some K that may be a function of m and/or n . (Note though that the scale of these utility values is arbitrary, so 1 unit can represent a single cent or even a smaller unit of currency.)

In each of the two auction environments on which we focus, each type set \mathcal{T}_i is defined as the set of all valuation functions with some well-motivated properties. All valuations we discuss will be monotone (i.e., for any $S \subseteq T$, we have $v_i(S) \leq v_i(T)$) and normalized (so that $v_i(\emptyset) = 0$).

Definition B.9. An *additive valuation* $v_i : 2^M \rightarrow \mathbb{R}_{\geq 0}$ is a valuation such that⁹ $v_i(S) = \sum_{j \in S} v_i(j)$ for each $S \subseteq M$. We denote the welfare maximizing social choice function with n additive bidders and m items as $AD = AD^{m,n}$.

Definition B.10. A *unit demand valuation* $v_i : 2^M \rightarrow \mathbb{R}_{\geq 0}$ is a valuation such that $v_i(S) = \max_{j \in S} v_i(j)$ for each $S \subseteq M$. We denote the welfare maximizing social choice function with n unit demand bidders and m items as $UD = UD^{m,n}$.

B.4 Notation

Following standard computer science notation, we write $f(n) = \tilde{\mathcal{O}}(g(n))$ (resp. $\tilde{\Omega}(g(n))$) when there exists an integer k such that $f(n) = \mathcal{O}(g(n) \log^k g(n))$ (resp. $\Omega(g(n) \log^k g(n))$). That is, $\tilde{\mathcal{O}}$ and $\tilde{\Omega}$ ignore logarithmic factors. For an integer n , we let $[n] = \{1, 2, \dots, n\}$. In matching environments, we often use variables like d_i (mnemonic: doctor) to refer to applicants and h_i (mnemonic: hospital) to refer to institutions.

C Omitted Proofs

For the reader's convenience, throughout the appendix, we restate each result before giving the proof. We start by proving [Theorem 3.1](#) without assuming the strategyproofness of DA, thus providing an alternative didactic approach for proving its strategyproofness. For

⁹We slightly abuse notation by writing $v_i(j)$ for $v_i(\{j\})$.

completeness, known results used in the proof are stated with full proofs in [Appendix E](#).

Theorem 3.1. *Description 1 is a menu description of DA. In particular, if every applicant is assigned to an institution according to this description, then the result is the applicant-optimal stable matching (i.e., the matching output by applicant-proposing DA).*

Proof. Fix an applicant d_* . Let P be a preference profile, and let $h_* = APDA_{d_*}(P)$ denote the match of d_* according to applicant-proposing DA. We wish to show that h_* is the P_i -favorite institution in the set containing “unmatched” as well as all institutions h that prefer d_* to $IPDA_h(P_{-d_*})$, the match of h according to institution-proposing DA in the market without d_* .

Let $P|_{d_*:\emptyset}$ denote the preference profile obtained by altering P so that d_* reports an empty preference list (i.e., marking all institutions as unacceptable). Note that $IPDA(P_{-d_*})$ and $IPDA(P|_{d_*:\emptyset})$ produce the same matching (ignoring d_*), and furthermore, the institutions h that prefer d_* to $IPDA_h(P_{-d_*})$ are exactly those that propose to d_* during (the calculation of) $IPDA(P|_{d_*:\emptyset})$. We therefore wish to prove:

1. If $h_* \neq \emptyset$, then h_* proposes to d_* during $IPDA(P|_{d_*:\emptyset})$.
2. d_* gets no proposal in $IPDA(P|_{d_*:\emptyset})$ that is P_i -preferred to h_* .

We start with the first claim. Assume that $h_* \neq \emptyset$. Let $P|_{d_*:\{h_*\}}$ denote the preference profile obtained by altering P so that d_* reports a preference list consisting only of h_* (i.e., marking all other institutions as unacceptable). Observe that $APDA(P)$, the applicant-proposing DA outcome for preferences P , is stable under preferences $P|_{d_*:\{h_*\}}$. Thus, by the Lone Wolf / Rural Hospitals Theorem ([Roth, 1986](#), see [Theorem E.6](#)), since d_* is matched in $APDA(P)$, she must be matched in $IPDA(P|_{d_*:\{h_*\}})$ as well. Thus, $IPDA(P|_{d_*:\{h_*\}}) = h_*$. Since regardless of the order in which we choose to make proposals in DA, the same proposals are made and the same outcome is reached ([Dubins and Freedman, 1981](#), see [Corollary E.3](#)), the following is a valid run of $IPDA(P|_{d_*:\emptyset})$: first run $IPDA(P|_{d_*:\{h_*\}})$, then have d_* reject h_* , then continue running (according to $P|_{d_*:\emptyset}$) until IPDA concludes. Thus, h_* proposes to d_* during $IPDA(P|_{d_*:\emptyset})$, proving the first claim.

We move on to the second claim. Let T denote d_* 's preference list, truncated just above h_* (i.e., obtained by altering d_* 's list in P by removing any institution she does not strictly prefer to h_*). Let $P|_{d_*:T}$ denote the preference profile replacing d_* 's preference list in P by the truncated list T . To prove the second claim, It suffices to prove that d_* is not matched in $IPDA(P|_{d_*:T})$. To see why this suffices, note that if this is the case, then d_* rejects all proposals made to it during $IPDA(P|_{d_*:T})$, and hence this run constitutes also a valid run of $IPDA(P|_{d_*:\emptyset})$, and since d_* gets no proposals P_i -preferred to h_* in the former, neither does it receive such proposals in the latter, proving the second claim. It therefore remains to prove

that d_* is not matched in $IPDA(P|_{d_*:T})$.

Suppose for contradiction that d_* is matched in $\mu' = IPDA(P|_{d_*:T})$. Since DA always results in a stable matching under the reported preferences (Gale and Shapley, 1962, see Lemma E.1), μ' is stable for $P|_{d_*:T}$. But by the fact that APDA results in the applicant-optimal stable matching (Gale and Shapley, 1962, see Corollary E.3), and since d_* prefers her match in μ' to her match in $APDA(P)$, μ' is not stable for P . Therefore, there is a blocking pair for μ' under P . Since such a pair must not block under $P|_{d_*:T}$ (since μ' is stable under these preferences), it must involve applicant d_* , as her preference order is the only one that differs between P and $P|_{d_*:T}$. Let (d_*, h) be this blocking pair. Therefore, $h \succ_{d_*}^P \mu'(d)$. But $\mu'(d)$ is still on d_* 's truncated list T (used in $P|_{d_*:T}$), and thus h is on this list as well. Thus, this pair blocks for μ' under $P|_{d_*:T}$ as well, and so μ' is unstable for $P|_{d_*:T}$, a contradiction. \square

Remark C.1. As noted in Section 3, Theorem 3.1 extends to many-to-one markets with substitutable priorities. To quickly see why this is the case in the special case in which institutions have responsive preferences (i.e., the special case in which each institution has a master preference order and a capacity), fix a many-to-one market, and following a standard approach, consider a one-to-one market where each institution from the original market is split into “independent copies.” That is, the number of copies of each institution equals the capacity of the institution, each “copied” institution has the same preference list as the original institution, and each applicant ranks all the copies of the institution (in any order) in the same way she ranked the original institution. Ignoring the artificial difference between copies of the same institution, the run of applicant-proposing DA is equivalent under these two markets. Thus, an applicant’s menu is equivalent under both markets, and so by Theorem 3.1, a menu description for the many-to-one market can be given through institution-proposing DA under the corresponding one-to-one market, which in turn is equivalent to institution-proposing DA under the original market (where at each step, each institution proposes to a number of applicants up to its capacity). The only change in Description 1 in this case would be replacing the condition $d \succ_h \mu_{-d}(h)$ with $\exists d' \in \mu_{-d}(h) : d \succ_h d'$.

Remark C.2. As additionally noted in Section 3, Theorem 3.1 also extends to many-to-one markets with contracts in which the institutions have substitutable preferences that satisfy the law of aggregate demand (the conditions under which Hatfield and Milgrom (2005) prove that the strategyproofness of applicant-proposing DA and the rural hospitals theorem hold), as shown in Description A.1. This new description generalizes Description 1 as follows: (1) Description A.1 uses the generalized Gale–Shapley algorithm of Hatfield and Milgrom (2005) starting from (\emptyset, X) (where X is the set of all possible contracts) to calculate the institution-optimal stable outcome without d_* to get a matching μ_{-d_*} . (2) A given contract

$c = (d_*, h, c)$ (i.e., an (applicant, institution, term) tuple) are on d_* 's menu if and only if h would choose (d_*, h, c) if given choice from the set containing (d_*, c) and its matches in μ_{-d_*} (in the notation of [Hatfield and Milgrom \(2005\)](#), $c \in C_h(\mu_{-d_*}(h) \cup \{c\})$). Under this modification, each step of the proof of [Theorem 3.1](#) in [Section 3](#) holds by a completely analogous argument for this market.

Description A.1 A menu description of the applicant-optimal stable matching in a many-to-one market with contracts

- (1) Calculate the institution-optimal stable matching with applicant d removed from the market using the generalized Gale–Shapley algorithm of [Hatfield and Milgrom \(2005\)](#). Call the resulting matching μ_{-d} . Let M be the set of contracts $c = (d, h, t)$ involving applicant d such that $c \in C_h(\mu_{-d}(h) \cup \{c\})$.
 - (2) Match d to d 's highest-ranked contract in M .
-

Theorem 6.2. *If there are at least three applicants and three institutions, then for every applicant i there exist priorities of the institutions such that any applicant-proposing menu description of DA for applicant i is non-local.*

Proof. Assume for contradiction that D is a local applicant-proposing menu description for some applicant d_* in a market with applicants d_1, d_2, d_* and institutions h_1, h_2, h_3 . We first define priorities of three institutions as follows:

$$\begin{aligned} h_1 &: d_2 \succ d_* \succ d_1 \\ h_2 &: d_1 \succ d_* \succ d_2 \\ h_3 &: (\text{any list ranking } d_1, d_2, \text{ and } d_*) \end{aligned}$$

Next, we consider two possible preference lists for each of d_1, d_2 :

$$\begin{aligned} \succ_1 &: h_1 \succ h_2 \succ h_3 & \succ'_1 &: h_1 \succ h_3 \succ h_2 \\ \succ_2 &: h_2 \succ h_1 \succ h_3 & \succ'_2 &: h_2 \succ h_3 \succ h_1 \end{aligned}$$

Consider executing D when preferences are $P = (\succ_1, \succ_2)$ (i.e. where d_1 has preference \succ_1 and d_2 has preference \succ_2). Consider the final time that the description learns the difference between \succ_i and \succ'_i for some $i \in \{1, 2\}$, that is, the latest node v along the execution path of P where the execution diverges from that of some $P' \in \{(\succ'_1, \succ_2), (\succ_1, \succ'_2)\}$. By the symmetry in the defined set of preferences, it is without loss of generality to assume that

this node queries applicant d_1 , and thus v has one successor node consistent with preferences $P = (\succ_1, \succ_2)$, and a different successor node consistent with preferences $P' = (\succ'_1, \succ_2)$. When preferences are P , applicant d_* 's menu is $\{h_3\}$. But when preferences are P' , applicant d_* 's menu is $\{h_1, h_3\}$. Now, h_1 has already been queried from both d_1 and d_2 's lists in predecessor nodes of v (for d_1 , this is because both \succ_1 and \succ'_1 rank h_1 first; for d_2 , this is because \succ_2 ranks h_1 before h_3 , but \succ'_2 does not, and at v we already know d_2 's preference is not \succ'_2). Thus, because D is local, the label L_{h_1} (which determines whether h_1 is or is not on the menu) must be equal in v and in all successor nodes of v . This is a contradiction, because there are some successor nodes of v where h_1 is on the menu and some where h_1 is not on the menu. Thus, no local applicant-proposing menu description of DA exists. \square

Theorem 6.3. *If there are at least three applicants and two institutions, then there exist preferences of the applicants such that any institution-proposing outcome description of DA is non-local.*

Proof. Assume for contradiction that D is a local institution-proposing outcome description in a market with institutions h_1, h_2 and applicants d_1, d_2, d_3 . Recall that for such a description, we consider the preferences of the applicants as fixed and consider descriptions which query the priorities of the institutions. We first define preferences of three applicants as follows:

$$\begin{aligned} d_1 : h_2 &\succ h_1 \\ d_2 : h_1 &\succ h_2 \\ d_3 : &(\text{any complete preference list}) \end{aligned}$$

Next, we consider two possible preference lists for each of h_1, h_2 :

$$\begin{aligned} \succ_1 : d_1 &\succ d_2 \succ d_3 & \succ'_1 : d_1 &\succ d_3 \succ d_2 \\ \succ_2 : d_2 &\succ d_1 \succ d_3 & \succ'_2 : d_2 &\succ d_3 \succ d_1 \end{aligned}$$

Analogously to the previous proof, consider the last vertex v along the execution path with priorities $Q = (\succ_1, \succ_2)$ where the execution diverges from that of some priority profile in $\{(\succ'_1, \succ_2), (\succ_1, \succ'_2)\}$, and without loss of generality suppose that this vertex v has one successor consistent with Q and another consistent with $Q' = (\succ'_1, \succ_2)$. In predecessors of v , the description has queried d_1 from each institution's priority list, so the label L_{d_1} (which determines the match of d_1) cannot be updated in any successor nodes of v . Under Q , the matching is $\{(h_1, d_2), (h_2, d_1)\}$, and under Q' , the matching is $\{(h_1, d_1), (h_2, d_2)\}$. But by locality, D must assign d_1 to the same match in all successor nodes of v , a contradiction.

Thus, no local institution-proposing outcome description of DA exists.¹⁰ \square

Theorem 7.3. *No item-linear description of an auction with unit-demand bidders exists. In fact, any item-read-once description for unit-demand bidders requires memory $\Omega(m^2)$. This holds both for outcome descriptions and for menu descriptions.*

Proof. Consider the special case where $m = n$ and every bidder has value either 0 or 1 for each item. In this case, the welfare optimal matching is simply given by the maximum size matching in the bipartite graph where edges are drawn between a bidder and an item if and only if the bidder values that item at 1. Computing this matching requires at least as much memory as the following problem: checking whether a *perfect matching* (one of size n) exists. Computing the menu of an additional $(n + 1)$ th bidder is also at least as hard as this problem: bidder $n + 1$ will face price 1 on every item if and only if a perfect matching exists. We show that checking whether a perfect matching exists requires memory $\Omega(n^2)$ with a item-read-once algorithm.

Let $n = 2k$, and consider any item-read-once algorithm. Consider a set of k^2 bits $x_{i,j} \in \{0, 1\}$ for $i, j \in [k]$. We adversarially build a collection of inputs, one for each bitstring $\{x_{i,j}\}_{i,j}$, as follows: Start by dividing the n bidders into two classes, v_1, \dots, v_k and w_1, \dots, w_k . For each $i \in [k]$, let z_i denote the item the which is queried i th by the algorithm. Without loss of generality, the algorithm learns all bidder's values for the item z_i at once. We give these values as follows: v_i demand z_i , but no other v_j wants z_i for $j \neq i$, and for each j such that $x_{i,j} = 1$, we let w_j demand z_j .

Now, consider a pair of indices $(p, q) \in [k]$. For $i \in \{n/2 + 1, \dots, n\}$, let z_i denote the i th item queried. For the $k - 1$ such items with $i < n$, let each z_i be demanded by exactly one bidder in $\{w_1, \dots, w_k\} \setminus \{w_q\}$. For $i = n$, let z_n be demanded only by the bidder v_p .

Lemma C.3. *There exists a perfect matching (of bidders to items which they demand) if and only if $x_{p,q} = 1$.*

Proof. All of the items z_i with $i \in \{n/2 + 1, \dots, n\}$ are demanded by exactly one bidder, and thus must match there if there is a perfect matching. In particular, v_p must be taken by z_n and each w_j for $j \neq q$ must be taken by $z_{n/2+j}$. Each bidder z_i for $i \neq p$ has the option to match to v_i . If $x_{p,q} = 1$, then z_p can match to w_q to complete the matching. On the other hand, if some perfect matching exists, then every bidder v_i for $i \neq p$ must be take some item, but this item must of course be b_i . Thus, z_p must receive w_q , and we must have $x_{p,q} = 1$. \square

Lemma C.4. *After the first $n/2$ items are queried in the above process, the description must*

¹⁰This construction can also be modified to hold in a market with three applicants and three institutions by adding an institution which all applicants (including d_3) rank last.

be in a distinct state for each distinct bitstring $\{x_{i,j}\}_{i,j}$.

Proof. Suppose for contradiction that the mechanism was in the same state after reading inputs corresponding to $\{x_{i,j}\}_{i,j}$ and $\{x'_{i,j}\}_{i,j}$, where (without loss of generality) $x_{p,q} = 1$ and $x'_{p,q} = 0$. Consider the inputs to the second half of the bidders corresponding to (p, q) . Under the inputs corresponding to x , there is a perfect matching, but under x' , there is not. However, the program was in the same state after reading x and x' , thus it cannot be correct for both inputs, a contradiction. \square

Thus, the space required by the program is at least the space needed to store the full bitstring $\{x_{i,j}\}_{i,j \in [k]}$. This is $\Omega(k^2) = \Omega(n^2)$ bits.¹¹ \square

D Delicate Descriptions of Deferred Acceptance

In this section, we present additional descriptions of DA. While technically interesting, we believe these descriptions are vastly more complicated than traditional descriptions of DA, and quite impractical. For notational convenience, in this appendix, we refer to the priorities of institutions as “preferences.”

D.1 Institution-proposing outcome description of DA

First, we construct an *institution*-linear outcome description of DA (i.e., a description of the *applicant-optimal* stable matching, traditionally described using *applicant*-proposing DA). Interestingly, this algorithm was already essentially known by Ashlagi et al. (2017) (henceforth, AKL).¹²

Theorem D.1 (Adapted from Ashlagi et al., 2017). *Description A.2 computes the applicant-optimal stable outcome. Moreover, Description A.2 is an institution-linear description (i.e., it is institution-proposing and $\tilde{O}(n)$ -memory).*

Proof. Description A.2 follows the exact same order of proposals as “Algorithm 2 (MOSM to WOSM)”, the men-proposing algorithm for the women-optimal stable matching, from AKL.

¹¹This theorem reduces to proving the desired lower bound for any algorithm which computes the allocation. This is unlike most of our results (which hold only for individualized dictatorships descriptions, or otherwise explore novel simplicity conditions). For this reason, it is similar to results already known in the context of streaming algorithms (for example, Assadi (2020) gives a lower bound proof for streaming algorithms which is very technically similar to this proof).

¹²For context, Ashlagi et al. (2017) needs such an algorithm to analyze (for a random matching market) the expected “gap” between the applicant and institution optimal stable matching. Their algorithm builds on the work of Immorlica and Mahdian (2005), and is also conceptually similar to algorithms for constructing the “rotation poset” in a stable matching instance Gusfield and Irving (1989) (see also Cai and Thomas (2019)).

The only difference apart from rewriting the algorithm in a more “pseudocode” fashion is that [Description A.2](#) performs bookkeeping in a slightly different way—Algorithm 2 from AKL maintains *two* matchings, and their list V keeps track of only “women” along a rejection chain; our list V keeps track of both applicants and institutions along the rejection chain (and can thus keep track of the “difference between” the two matchings which AKL tracks).

Moreover, the algorithm is institution-proposing, by construction. Furthermore, as it runs it stores only a single matching μ , a set $\mathcal{D}_{\text{term}} \subseteq \mathcal{D}$, and the “rejection chain” V (which can contain each applicant $d \in \mathcal{D}$ *at most once*). Thus, it uses memory $\tilde{O}(n)$. \square

D.2 Applicant-proposing menu description of DA

In this section, we construct an applicant-linear menu description of (applicant-optimal) DA. On an intuitive level, the algorithm works as per [Example 2.5](#), but avoiding the need to “restart many times” by using the various properties of DA and by careful bookkeeping (to intuitively “simulate all of the separate runs of the brute-force description on top of each other”). On a formal level, we describe the algorithm as a variant of [Description A.2](#). The proof constructing this algorithm uses a sort of bijection between one applicant’s menu in DA under some preferences, and the *institution*-optimal stable matching under a related set of preferences. Our applicant-linear algorithm is then phrased as a variation of [Description A.2](#), which (reversing the roles of applicants and institutions from the presentation in [Description A.2](#)) is able to compute the institution-optimal matching using an applicant-proposing algorithm.

Fix an applicant d_* and set P that contains (1) the preferences of all applicants $\mathcal{D} \setminus \{d_*\}$ *other than* d_* over \mathcal{H} and (2) the preferences of all institutions \mathcal{H} over all applicants \mathcal{D} (including d_*). We now define the “related set of preferences” mentioned above. Define the *augmented preference list* P' as follows: For each $h_i \in \mathcal{H}$, we create two additional applicants $d_i^{\text{try}}, d_i^{\text{fail}}$ and two additional institutions $h_i^{\text{try}}, h_i^{\text{fail}}$. The entire preference lists of these additional agents in P' are as follows: for each $h_i \in \mathcal{H}$:

$$\begin{array}{ll} d_i^{\text{try}} & : h_i^{\text{try}} \succ h_i \succ h_i^{\text{fail}} \\ d_i^{\text{fail}} & : h_i^{\text{fail}} \succ h_i^{\text{try}} \\ h_i^{\text{try}} & : d_i^{\text{fail}} \succ d_i^{\text{try}} \\ h_i^{\text{fail}} & : d_i^{\text{try}} \succ d_i^{\text{fail}} \end{array}$$

We need to modify the preference lists of the pre-existing institutions as well. But this modification is simple: for each $h_i \in \mathcal{H}$, replace d_* with d_i^{try} . The institution-optimal matching for this augmented set of preferences P' will encode the menu, as we need.¹³

¹³For the reader familiar with the rotation poset of stable matchings, the intuition for this construction

Description A.2 An institution-proposing outcome description of (applicant-optimal) DA

Input: Preferences of all applicants \mathcal{D} and institutions \mathcal{H}

Output: The result of applicant-proposing deferred acceptance

```

1:  $\triangleright$  We start from the institution-optimal outcome, and slowly “improve the match for the applicants”  $\triangleleft$ 
2: Let  $\mu$  be the result of institution-proposing DA
3: Let  $\mathcal{D}_{\text{term}}$  be all applicants unmatched in  $\mu$   $\triangleright \mathcal{D}_{\text{term}}$  is all applicants at their optimal stable partner
4: while  $\mathcal{D}_{\text{term}} \neq \mathcal{D}$  do
5:   Pick any  $\hat{d} \in \mathcal{D} \setminus \mathcal{D}_{\text{term}}$ , and set  $d = \hat{d}$ 
6:   Let  $h = \mu(d)$  and set  $V = [(d, h)]$ 
7:   while  $V \neq []$  do
8:     Let  $d \leftarrow \text{NEXTACCEPTINGAPPLICANT}(\mu, h)$ 
9:     if  $d = \emptyset$  or  $d \in \mathcal{D}_{\text{term}}$  then
10:       $\triangleright$  In this case, all the applicants in  $V$  have reached their optimal stable partner.  $\triangleleft$ 
11:      Add every applicant which currently appears in  $V$  to  $\mathcal{D}_{\text{term}}$ 
12:      Set  $V = []$ 
13:     else if  $d \neq \emptyset$  and  $d$  does not already appear in  $V$  then  $\triangleright$  Record this in the rejection chain
14:       Add  $(d, \mu(d))$  to the end of  $V$ 
15:       Set  $h \leftarrow \mu(d)$   $\triangleright$  The next proposing institution will be the “old match” of  $d$ .
16:     else if  $d \neq \emptyset$  and  $d$  appears in  $V$  then
17:        $\triangleright$  A new “rejection rotation” should be written to  $\mu$   $\triangleleft$ 
18:        $\text{WRITEROTATION}(\mu, V, d, h)$   $\triangleright$  Updates the value of  $\mu$ ,  $V$ , and (possibly)  $h$ 
19: Return  $\mu$ 

20: function  $\text{NEXTACCEPTINGAPPLICANT}(\mu, h)$ 
21:   repeat
22:     Query  $h$ ’s preference list to get their next choice  $d$ 
23:   until  $d = \emptyset$  or  $h \succ_d \mu(d)$ 
24:   Return  $d$ 

25: procedure  $\text{WRITEROTATION}(\mu, V, d, h)$ 
26:   Let  $T = (d_1, h_1), \dots, (d_k, h_k)$  be the suffix of  $V$  starting with the first occurrence of  $d = d_1$ 
27:   Update  $\mu$  such that  $\mu(h_i) = d_{i+1}$  (for each  $i = 1, \dots, k$ , with indices taken mod  $k$ )
28:    $\triangleright$  Now we fix  $V$  and  $h$  to reflect the new  $\mu$   $\triangleleft$ 
29:   Update  $V$  by removing  $T$  from the end of  $V$ 
30:   if  $V \neq \emptyset$  then
31:     Let  $(d_0, h_0)$  denote the final entry remaining in  $V$ 
32:      $\triangleright$  The next proposing institution will either  $h_k$  or  $h_0$ , depending on which  $d_1$  prefers  $\triangleleft$ 
33:     if  $h_k \succ_{d_1} h_0$  then
34:       Set  $h \leftarrow h_0$ 
35:     else if  $h_0 \succ_{d_1} h_k$  then
36:       Add  $(d_1, h_k)$  to the end of  $V$ 
37:       Set  $h \leftarrow h_1$ 

```

Proposition D.2. *An institution $h_i \in \mathcal{H}$ is on d_* 's menu in APDA with preferences P if and only if in the institution-optimal stable matching with the augmented preferences P' , we have h_i^{try} matched to d_i^{try} .*

Proof. For both directions of this proof, we use the following lemma, which is a special case of the main technical lemma in [Cai and Thomas \(2022\)](#):

Lemma D.3. *In P' , each h_i^{try} has a unique stable partner if and only if, when h_i^{try} rejects d_i^{try} (i.e. if h_i^{try} submitted a list containing only d_i^{fail} , and all other preferences remained the same), h_i^{try} goes unmatched (say, in the applicant-optimal matching).*

Note that each h_i^{try} is matched to d_i^{try} in the applicant-optimal matching with preferences P' (and the matching among all original applicants and institutions is the same as μ_{app}).

(\Leftarrow) By the lemma, if h_i^{try} is matched to d_i^{try} in the institution-optimal matching under P' , then h_i^{try} must go unmatched when h_i^{try} rejects d_i^{try} . But, after h_i^{try} , we know d_i^{try} will propose to h_i , and some rejection chain may be started. Because d_i^{try} 's very next choice is h_i^{fail} (and proposing there would lead directly to h_i^{try} receiving a proposal from d_i^{fail}), the *only* way for h_i^{try} to remain unmatched is if d_i^{try} remains matched to h_i . But because (relative to all the original applicants) d_i^{try} is in the same place as d_* on h_i 's preference list, the resulting set of rejections in P' will be precisely the same as those resulting from d_* submitting a preference list in P which contains only h_i . In particular, d_* would remain matched at h_i in P if they submitted such a list. Thus, h_i is on d_* 's menu.

(\Rightarrow) Suppose h_i^{try} is matched to d_i^{fail} in the institution optimal matching under P' . Again, h_i^{try} must receive a proposal from d_i^{fail} when h_i^{try} rejects d_i^{try} . But this can only happen if d_i^{try} is rejected by h_i (then proposes to h_i^{fail}). But because the preferences of the original applicants in P' exactly corresponds to those in P , we know that d_* would get rejected by h_i if they proposed to them in μ_{app} under P . But then h_i cannot be on d_* 's menu. \square

With this lemma in hand, we can now show that there is an applicant-linear menu description of (applicant-optimal) DA. This description is given in [Description A.3](#).

Theorem D.4. *There is an applicant-proposing, $\tilde{O}(n)$ memory menu description of (applicant-optimal) DA.*

is the following: having h_i^{try} reject applicant d_i^{try} corresponds to d_* “trying” to get $h_i \in \mathcal{H}$, i.e., “trying to see if h_i is on their menu.” If d_* would be rejected by h_i after proposing, either immediately or after some “rejection rotation,” then so will d_i^{try} (because they serve the same role as d_* at h_i). So if a rotation swapping h_i^{try} and h_i^{fail} exists (e.g., in the institution optimal matching) then h_i is *not* on d_* 's menu. On the other hand, if d_* could actually permanently match to h_i , then d_i^{try} proposing to h_i will result in a rejection chain that ends at some other applicant (either exhausting their preference list or proposing to an institution in $\mathcal{H}_{\text{term}}$), which does not result in finding a rotation (or writing a new set of matches as we “work towards the institution-optimal match”). Thus, if h_i^{try} and h_i^{fail} do not swap their matches in the institution-optimal stable outcome, then h_i is on d_* 's menu.

Description A.3 An applicant-proposing menu description of DA

Input: An applicant d_* and preferences of all applicants $\mathcal{D} \setminus \{d_*\}$ and institutions \mathcal{H}

Output: The menu of d_* in applicant-optimal DA given these preferences

- 1: Simulate the flipped-side version of [Description A.2](#) (such that applicants propose) on preferences P' to get a matching μ
 - 2: **Return** The set of all institutions h_i such that h_i^{try} is matched to d_i^{try} in μ
-

Proof. The algorithm proceeds by simulating a run of [Description A.2](#) on preferences P' (interchanging the role of applicants and institutions, so that applicants are proposing). This is easy to do while still maintaining the applicant-proposing and $\tilde{O}(n)$ memory. In particular, P' adds only $O(n)$ applicants and institutions, with each d_i^{try} and d_i^{fail} making a predictable set of proposals. Moreover, the modification made to the preferences lists of the institutions $h \in \mathcal{H}$ is immaterial—when such institutions receive a proposal from d_i^{try} , the algorithm can just query their lists for d_* . \square

D.3 Institution-proposing individualized dictatorship description of DA

In this section, we construct an institution-linear individualized dictatorship description of (applicant-optimal) DA.¹⁴ Throughout this section, let $P|_{d_i:L}$ denote altering preferences P by having d_i submit list L .

Unlike our applicant-proposing menu description of DA from [Section D.2](#), our institution-proposing individualized-dictatorship description cannot be “reduced to” another algorithm such as [Description A.2](#), run on a related set of preferences. However, the algorithm is indeed a modified version of [Description A.2](#) that “embeds” our simple institution-proposing menu algorithm [Description 1](#) (i.e., IPDA where an applicant d_* submits an empty preference list) as the “first phase.” The key difficulty the algorithm must overcome is being able to “undo

¹⁴For some technical intuition on why such a description might exist, consider the construction used in [Theorem 5.5](#), and consider an individualized dictatorship for applicant i executed on these preferences. To find the menu in this construction with an applicant-proposing algorithm, all of the “top tier rotations” must be “rotated”, but to find the correct final matching after learning t_i , some arbitrary subset of the rotations must be “unrolled” (leaving only the subset of rotations which t_i actually proposes to). [Theorem 5.5](#) shows that all of this information must thus be remembered in full. Now consider a run of [Description A.2](#) on these preferences (or on a modified form of these preferences where institutions’ preference lists determine which top tier rotations propose to bottom tier rotations). Some subset of top-tier institutions will propose to applicant i . To continue on with a run of [Description A.2](#), it suffices to undo *exactly one* of these proposals. So, if two or more top-tier rotations trigger a bottom-tier rotation, then we can be certain that the bottom-tier rotation will be rotated, and we only have to remember which bottom-tier rotations are triggered by exactly one top-tier rotation (which takes $\tilde{O}(n)$ bits).

one of the rejections” made in the embedded run of [Description 1](#). Namely, the algorithm must match d_* to her top choice from her menu, and “undo” all the rejections caused by d_* rejecting her choice.¹⁵ To facilitate this, the description has d_* reject institutions that propose to d_* “as slowly as possible,” and maintains a delicate $\tilde{O}(n)$ -bit data structure that allows it to undo one of d_* ’s rejections.¹⁶ The way this data structure works is involved, but one of the high-level keys to its correctness is a simple observation: *exactly one* rejection from d_* will be undone, so if some event is caused by *more than one* (independent) rejection from d_* , then this event will be caused regardless of what d_* picks from the menu.

We present our algorithm in [Description A.4](#). For notational convenience, we define a related set of preferences P_{hold} as follows: For each $h_i \in \mathcal{H}$, add a “copy of d_* ” called d_i^{hold} to P_{hold} . The only acceptable institution for d_i^{hold} is h_i , and if d_* is on h_i ’s list, replace d_* with d_i^{hold} on h_i ’s list. Given what we know from [Section 3](#), the proof that this algorithm calculates the menu is actually fairly simple:

Lemma D.5. *The set $\mathcal{H}_{\text{menu}}$ output by [Description A.4](#) is the menu of d_* in (applicant-proposing) DA.*

Proof. Ignoring all bookkeeping, Phase 1 this algorithm corresponds to a run of $IPDA(P|_{d_*:\emptyset})$. The only thing changed is the order in which d_* makes these rejections happen, but DA is invariant under the order in which rejections are performed. Moreover, $\mathcal{H}_{\text{menu}}$ consists of exactly all institutions who propose to d during this process, i.e. d_* ’s menu (according to [Section 3](#)). \square

The correctness of the matching, on the other hand, requires an involved proof. The main difficulty surrounds the “unroll DAG” Δ , which must be able to “undo some of the rejections” caused by d_* rejecting different h . We start by giving some invariants of the state maintained by the algorithm (namely, the values of Δ , μ , P , and h):

Lemma D.6. *At any point outside of the execution of ADJUSTUNROLLDAG:*

¹⁵[Description A.2](#) is independent of the order in which proposals are made. Moreover, one can even show that d_* receives proposals from all h on her menu in [Description A.2](#). However, this does not suffice to construct our individualized dictatorship simply by changing the order of [Description A.2](#). The main reason is this: in [Description A.2](#), the preferences of d_* are already known, so d_* can reject low-ranked proposals without remembering the effect that accepting their proposal might have on the matching. While the “unrolling” approach of [Description A.4](#) is inspired by the way [Description A.2](#) effectively “unrolls rejection chains” (by storing rejections in a list V and only writing these rejections to μ when it is sure they will not be “unrolled”), the bookkeeping of [Description A.4](#) is far more complicated (in particular, the description maintains a DAG Δ instead of a list V).

¹⁶Interestingly, this “rolled back state” is *not* the result of institution-proposing DA on preferences $(P, d_i : \{h_j\})$, where h_j is d_i ’s favorite institution on her menu. Instead, it is a “partial state” of [Description A.2](#) (when run on these preferences), which (informally) may perform additional “applicant-improving rotations” on top of the result, and thus we can continue running [Description A.2](#) until we find the applicant-optimal outcome.

Description A.4 An institution-proposing individualized dictatorship description of DA

Phase 1 input: An applicant d_* and preferences of applicants $\mathcal{D} \setminus \{d_*\}$ and institutions \mathcal{H}

Phase 1 output: The menu $\mathcal{H}_{\text{menu}}$ presented to d_* in (applicant-proposing) DA

Phase 2 input: The preference list of applicant d_*

Phase 2 output: The result of (applicant-proposing) DA

```

1:  $\triangleright$  Phase 1:  $\triangleleft$ 
2: Simulate a run of  $IPDA(P_{\text{hold}})$  and call the result  $\mu'$ 
3: Let  $\mathcal{H}_*$  be all those institutions  $h_i \in \mathcal{H}$  matched to  $d_i^{\text{hold}}$  in  $\mu'$   $\triangleright$  These institutions “currently sit at  $d_*$ ”
4: Let  $\mu$  be  $\mu'$ , ignoring all matches of the form  $(d_i^{\text{hold}}, h)$ 
5: Let  $\mathcal{H}_{\text{menu}}$  be a copy of  $\mathcal{H}_*$   $\triangleright$  We will grow  $\mathcal{H}_{\text{menu}}$ 
6: Let  $\Delta$  be an empty graph  $\triangleright$  The “unroll DAG”. After Phase 1, we’ll “unroll a chain of rejections”
7: while  $\mathcal{H}_* \neq \emptyset$  do
8:   Pick some  $h \in \mathcal{H}_*$  and remove  $h$  from  $\mathcal{H}_*$ 
9:   Add  $(d_*, h)$  to  $\Delta$  as a source node
10:  Set  $P = \{(d_*, h)\}$   $\triangleright$  This set stores the “predecessors of the next rejection”
11:  while  $h \neq \emptyset$  do
12:    Let  $d \leftarrow \text{NEXTINTERESTEDAPPLICANT}(\mu, \Delta, h)$ 
13:    ADJUSTUNROLLDAG( $\mu, \Delta, P, d, h$ )  $\triangleright$  Updates each of these values
14: Return  $\mathcal{H}_{\text{menu}}$ 
15:  $\triangleright$  Phase 2: We now additionally have access to  $d_*$ ’s preferences  $\triangleleft$ 
16: Permanently match  $d_*$  to their top pick  $h_{\text{pick}}$  from  $\mathcal{H}_{\text{menu}}$ 
17:  $(\mu, \mathcal{D}_{\text{term}}) \leftarrow \text{UNROLLONECHAIN}(\mu, \Delta, h_{\text{pick}})$ 
18: Continue running the Description A.2 until its end, using this  $\mu$  and  $\mathcal{D}_{\text{term}}$ , starting from Line 4
19: Return the matching resulting from Description A.2

19: function NEXTINTERESTEDAPPLICANT( $\mu, \Delta, h$ )
20:   repeat
21:     Query  $h$ ’s preference list to get their next choice  $d$ 
22:   until  $d \in \{\emptyset, d_*\}$  OR ( $d$  is in  $\Delta$ , paired with  $h'$  in  $\Delta$ , and  $h \succ_d h'$ ) OR ( $d$  is not in  $\Delta$  and  $h \succ_d \mu(d)$ )
23:   Return  $d$ 

24: procedure UNROLLONECHAIN( $\mu, \Delta, h_{\text{pick}}$ )
25:   Let  $(d_0, h_0), (d_1, h_1), \dots, (d_k, h_k)$  be the (unique) longest chain in  $\Delta$  starting from  $(d_0, h_0) = (d^*, h_{\text{pick}})$ 
26:   Set  $\mu(d_i) = h_i$  for  $i = 0, \dots, k$ 
27:   Set  $\mathcal{D}_{\text{term}} = \{d_*, d_1, \dots, d_k\}$ 
28:   return  $(\mu, \mathcal{D}_{\text{term}})$ 

```

```

1: procedure ADJUSTUNROLLDAG( $\mu, \Delta, P, d, h$ )
2:   if  $d = \emptyset$  then
3:     Set  $h = \emptyset$   $\triangleright$  Continue and pick a new  $h$ 
4:   else if  $d = d^*$  then  $\triangleright h$  proposes to  $d_*$ , so we've found a new  $h$  in the menu
5:     Add  $h$  to  $\mathcal{H}_{\text{menu}}$ 
6:     Add  $(d_*, h)$  to  $\Delta$ 
7:     Add  $(d_*, h)$  to the set  $P$   $\triangleright h$  still proposes; the next rejection will have multiple predecessors
8:   else if  $d$  does not already appear in  $\Delta$  then  $\triangleright$  Here  $h \succ_d \mu(d)$ 
9:     Add  $(d, \mu(d))$  to  $\Delta$   $\triangleright$  Record this in the rejection DAG
10:    Add an edge from each  $p \in P$  to  $(d, \mu(d))$  in  $\Delta$ , and set  $P = \{(d, \mu(d))\}$ 
11:    Set  $h' \leftarrow \mu(d)$ , then  $\mu(d) \leftarrow h$ , then  $h \leftarrow h'$ 
12:     $\triangleright$  The next proposing institution will be the "old match" of  $d$ .  $\triangleleft$ 
13:   else if  $d$  appears in  $\Delta$  then
14:     ADJUSTUNROLLDAGCOLLISION( $\mu, \Delta, P, d, h$ )  $\triangleright$  Updates each of these values

15: procedure ADJUSTUNROLLDAGCOLLISION( $\mu, \Delta, P, d, h$ )
16:   Let  $p_1 = (d_1, h_1)$  be the pair where  $d = d_1$  appears in  $\Delta$   $\triangleright$  We know  $h \succ_{d_1} h_1$ 
17:   Let  $P_1$  be the set of all predecessors of  $p_1$  in  $\Delta$ 

18:    $\triangleright$  First, we drop all rejections from  $\Delta$  which we are now sure we won't have to unroll  $\triangleleft$ 
19:   Let  $(d_1, h_1), \dots, (d_k, h_k)$  be the (unique) longest possible chain in  $\Delta$  starting from  $(d_1, h_1)$ 
    such that each node  $(d_j, h_j)$  for  $j > 1$  has exactly one predecessor
20:   Remove each  $(d_i, h_i)$  from  $\Delta$ , for  $i = 1, \dots, k$ , and remove all edges pointing to these nodes

21:    $\triangleright$  Now, we adjust the nodes to correctly handle  $d_1$  (which might have to "unroll to  $h_{\min}$ ")  $\triangleleft$ 
22:   Let  $h_{\min}$  be the institution among  $\{\mu(d_1), h\}$  which  $d_1$  prefers least
23:   Let  $p_{\text{new}} = (d_1, h_{\min})$ ; add  $p_{\text{new}}$  to  $\Delta$ 
24:   if  $h_{\min} = h$  then  $\triangleright$  We replace  $p_1$  with  $p_{\text{new}}$ 
25:     Add an edge from each  $p \in P_1$  to  $p_{\text{new}}$ 
26:     Add  $p_{\text{new}}$  to  $P$   $\triangleright h$  is still going to propose next
27:   else  $\triangleright$  Here  $h_{\min} = \mu(d_1)$ ; we add  $p_{\text{new}}$  below the predecessors  $P$ 
28:     Add an edge from every  $p \in P$  to  $p_{\text{new}}$ 
29:     Set  $P = P_1 \cup \{p_{\text{new}}\}$ 
30:     Set  $h' \leftarrow \mu(d_1)$ , then  $\mu(d) \leftarrow h$ , then  $h \leftarrow h'$   $\triangleright d_1$ 's old match will propose next

```

- (1) P contains all nodes in Δ of the form (d, h) (where h is the “currently proposing” $h \in \mathcal{H}$).
- (2) All of the nodes in P have out-degree 0.
- (3) The out-degree of every node in Δ is at most 1.
- (4) Every source node in Δ is of the form (d_*, h_i) for some $h_i \in \mathcal{H}_{\text{menu}}$.
- (5) For every edge (d_0, h_0) to (d_1, h_1) in Δ , we have $\mu(d_1) = h_0$.
- (6) For each $d \in \mathcal{D} \setminus \{d_*\}$, there is at most one node in Δ of the form (d, h_i) for some h_i .

Each of these properties holds trivially at the beginning of the algorithm, and it is straightforward to verify that each structural property is maintained each time `ADJUSTUNROLLDAG` runs.

We now begin to model the properties that Δ needs to maintain as the algorithm runs.

Definition D.7. At some point during the run of any institution-proposing algorithm with preferences Q , define the *truncated revealed preferences* \overline{Q} as exactly those institution preferences which have been queried so far, and assuming that all further queries to all institutions will return \emptyset (that is, assume that all institution preference lists end right after those preferences learned so far).

For some set of preferences Q we say the revealed truncated preferences \overline{Q} and the pair $(\mu', \mathcal{D}'_{\text{term}})$ is a *partial AKL state* for preferences Q if there exists some execution order of [Description A.4](#) and a point along that execution past such that the revealed truncated preferences are \overline{Q} , μ and $\mathcal{D}_{\text{term}}$ in [Description A.4](#) take the values μ' and $\mathcal{D}'_{\text{term}}$.

Let Q be a set of preferences which does not include preference of d_* , and let \overline{Q} a truncated revealed preferences of Q . Call a pair (μ, Δ) *unroll-correct for Q at \overline{Q}* if 1) μ is the result of $IPDA(\overline{Q})$, and moreover, for every $h \in \mathcal{H}_{\text{menu}}$, the revealed preferences \overline{Q} and pair $\text{UNROLLONECHAIN}(\mu, \Delta, h)$ is a valid partial AKL state of preferences $(\overline{Q}, d_* : \{h\})$.

The following is the main technical lemma we need, which inducts on the total number of proposals made in the algorithm, and shows that (μ, Δ) remain correct every time the algorithm changes their value:

Lemma D.8. Consider any moment where we query some institution’s preferences list withing `NEXTINTERESTEDAPPLICANT` in [Description A.4](#). Let h be the just-queried institution, let d the returned applicant, and suppose that the truncated revealed preferences before that query are \overline{Q} , and fix the current values of μ and Δ . Suppose that (μ, Δ) are unroll-correct for Q at \overline{Q} .

Now let \overline{Q}' be the revealed preferences after adding d to h ’s list, and let μ' and Δ' be the updated version of these values after [Description A.4](#) processes this proposal (formally,

if `NEXTINTERESTEDAPPLICANT` returns d , fix μ' and Δ' to the values of μ and Δ after the algorithm finishes running `ADJUSTUNROLLDAG`; if `NEXTINTERESTEDAPPLICANT` does not return d , set $\mu' = \mu$ and $\Delta' = \Delta$). Then (μ', Δ') are unroll-correct for Q at \overline{Q}' .

Proof. First, observe that if h 's next choice is \emptyset , then the claim is trivially true, because $\overline{Q} = Q$ (and `ADJUSTUNROLLDAG` does not change μ or Δ). Now suppose h 's next choice is $d \neq \emptyset$, but is not returned by `NEXTINTERESTEDAPPLICANT`. This means that: 1) $d \neq d_*$, 2) $\mu(d) \succ_d h$, and 3) either d does not appear in Δ , or d does appear in Δ , say matched to some (d, h') , but $h' \succ_d h$. Because (μ, Δ) are unroll-correct for Q at \overline{Q} , and because [Lemma D.6](#) says that d can appear at most once in Δ , the only possible match which d could be unrolled to at truncated revealed preferences \overline{Q} is h' (formally, if the true complete preferences were \overline{Q} , then for all $h_* \in \mathcal{H}_{\text{menu}}$, the partial AKL state under preferences $(\overline{Q}, d : \{h_*\})$ to which we would unroll would match d to either $\mu(d)$ or h'). But d would not reject $\mu(d)$ in favor of h , nor would she reject h' in favor of h . Thus, (for all choices of $h_* \in \mathcal{H}_{\text{menu}}$) we know h will always be rejected by d , and (μ, Δ) are already unroll-correct for Q at \overline{Q}' .

Now, consider a case where h 's next proposal $d \neq \emptyset$ is returned by `NEXTINTERESTEDAPPLICANT`. There are a number of ways in which `ADJUSTUNROLLDAG` may change Δ . We go through these cases.

First, suppose $d = d_*$. In this case, the menu of d_* in \overline{Q}' contains exactly one more institution than the menu in \overline{Q} , namely, institution h . Moreover, for any $h_* \in \mathcal{H}_{\text{menu}} \setminus \{h\}$, the same partial AKL state is valid under both preferences $(\overline{Q}, d : \{h_*\})$ and $(\overline{Q}', d : \{h_*\})$ (the only difference in $(\overline{Q}', d : \{h_*\})$ is a single additional proposal from h to d_* , which is rejected; the correct value of $\mathcal{D}_{\text{term}}$ is unchanged). For $h_* = h$, the current matching μ , modified to match h to d_* , is a valid partial AKL state for $(\overline{Q}', d : \{h\})$, and this is exactly the result of `UNROLLONECHAIN` (with $\mathcal{D}_{\text{term}} = \{d_*\}$, which is correct for preferences $(\overline{Q}', d : \{h\})$). Thus, (using also the fact from [Lemma D.6](#) that P contains all nodes in Δ involving h), each possible result of `UNROLLONECHAIN` is a correct partial AKL state for each $(\overline{Q}', d : \{h_*\})$, so (μ', Δ') is unroll-correct for Q at \overline{Q}' .

Now suppose $d \notin \{\emptyset, d_*\}$ is returned from `ADJUSTUNROLLDAG`, and d does not already appear in Δ . In this case, $h \succ_d \mu(d)$, and for every $h_* \in \mathcal{H}_{\text{menu}}$, the unrolled state when preferences $(\overline{Q}, d : \{h_*\})$ will pair d to $\mu(d)$. Under preferences $(\overline{Q}', d : \emptyset)$, a single additional proposal will be made on top of the proposals of $(\overline{Q}, d : \emptyset)$, namely, h will propose to d and d will reject $\mu(d)$. However, if h_* is such that h is “unrolled” (formally, if h_* is such that `UNROLLONECHAIN` (μ, Δ, h_*) changes the partner of h) then h cannot propose to d in $(\overline{Q}, d : \emptyset)$ (because all pairs in Δ can only “unroll” h to partners before $\mu(h)$ on h 's list), nor in $(\overline{Q}', d : \emptyset)$ (because \overline{Q}' only adds a partner to h 's list after $\mu(h)$). Thus, for all h_* such that h is unrolled, the pair $(d, \mu(d))$ should be unrolled as well. On the other hand, for all

h_* such that h is not unrolled, h will propose to d (matched to d'), so d will match to h in the unrolled-to state. This is exactly how μ' and Δ' specify unrolling should go, as needed.

(Hardest case: ADJUSTUNROLLDAGCOLLISION.) We now proceed to the hardest case, where $d \notin \{\emptyset, d_*\}$ is returned from ADJUSTUNROLLDAG, and d already appears in Δ . In this case, ADJUSTUNROLLDAGCOLLISION modifies Δ . Define p_1 , P_1 , and h_{\min} , following the notation of ADJUSTUNROLLDAGCOLLISION. Now consider any $h_* \in \mathcal{H}_{\text{menu}}$ under preferences \bar{Q} . There are several cases of how h_* may interact with the nodes changed ADJUSTUNROLLDAGCOLLISION, so we look at these cases and prove correctness. There are two important considerations which we must prove correct: first, we consider the way that ADJUSTUNROLLDAGCOLLISION removes nodes from Δ (starting on [Line 19](#)), and second, we consider the way that it creates a new node to handle d (starting on [Line 22](#)).

(First part of ADJUSTUNROLLDAGCOLLISION.) We first consider the way ADJUSTUNROLLDAGCOLLISION removes nodes from Δ . There are several subcases based on h_* . First, suppose UNROLLONECHAIN(μ, Δ, h_*) does not contain p_1 . Then, because ADJUSTUNROLLDAGCOLLISION only drops p_1 and nodes only descended through p_1 , the chain unrolled by UNROLLONECHAIN(μ', Δ', h_*) is unchanged until h . (We will prove below that the behavior when this chain reaches h is correct.) Thus, the initial part of this unrolled chain remains correct for Q at \bar{Q}' .

On the other hand, suppose that UNROLLONECHAIN(μ, Δ, h_*) contains p_1 . There are two sub-cases based on Δ . First, suppose that there exists a pair $p \in P$ in Δ such that p is a descendent of p_1 (i.e. there exists a $p = (d_x, h) \in P$ and a path from p_1 to p in Δ). In this case, under preferences \bar{Q} , UNROLLONECHAIN(μ, Δ, h_*) would unroll to each pair in the path starting at h_* , which includes p_1 and all nodes on the path from p_1 to p . Under Δ' , however, *none of the nodes from p_1 to p* will be unrolled in this case. The reason is this: in [Description A.2](#), the path from p_1 to p , and including the proposal of h to d_1 , form an “improvement rotation” when the true preferences are \bar{Q}' . Formally, under preferences $(\bar{Q}', d_* : \{h_*\})$, if d_1 rejected h_1 , the rejections would follow exactly as in the path in Δ between p_1 and p , and finally h would propose to d_1 . [Description A.2](#) would then call WRITEROTATION, and the value of μ would be updated for each d on this path. So deleting these nodes is correct in this subcase.¹⁷

For the second subcase, suppose that there is *no* path between p_1 and any $p \in P$ in Δ . In this case, there must be some source (d_*, \bar{h}) in Δ which is an ancestor of some $p \in P$, and such that the path from (d_*, \bar{h}) to p does not contain any descendent of p_1 . (This follows because each $p \in P$ must have at least one source as an ancestor, and no ancestor of any $p \in P$ can be

¹⁷This is the core reason why [Description A.4](#) cannot “unroll” to $IPDA(Q, d : \{h_i\})$ —instead, it unrolls to a “partial state of AKL”.

descendent of p_1 .) To complete the proof in this subcase, it suffices to show that at preferences $(\overline{Q}', d_* : \{h_*\})$, we “do not need to unroll” the path in Δ starting at h_* after p_1 (formally, we want to show that if you unroll from μ' the path in Δ from h_* to just before p_1 (including the new node added by the lines starting on [Line 22](#)), then this is a partial AKL state of Q at \overline{Q}'). The key observation is this: in contrast to preferences $(\overline{Q}, d_* : \{h_*\})$, where pair p_1 is “unrolled”, under preferences $(\overline{Q}', d_* : \{h_*\})$, we know h will propose to d_1 anyway, because d_* will certainly reject \bar{h} (and trigger a rejection chain leading from (d_*, \bar{h}) to h proposing to d_1).

(Second part of ADJUSTUNROLLDAGCOLLISION.) We now consider the second major task of ADJUSTUNROLLDAGCOLLISION, namely, creating a new node to handle d . The analysis follows in the same way regardless of the previous cases regarding the existence of a path between p_1 and P , but still has several cases. First, suppose (d_*, h_*) is not an ancestor of any node in $P_1 \cup P$ in Δ . This will hold in Δ' as well, so neither $\text{UNROLLONECHAIN}(\mu, \Delta, h_*)$ nor will $\text{UNROLLONECHAIN}(\mu', \Delta', h_*)$ will not change the match of d . Instead, the match of d under $\text{UNROLLONECHAIN}(\mu', \Delta', h_*)$ will be $\mu'(d)$, which is a correct partial AKL state under $(\overline{Q}', d_* : \{h_*\})$, as desired.

Now, suppose h_* is such that (d_*, h_*) is an ancestor of some node in P_1 in Δ . There are two subcases. If $h_{\min} = h$, then we have $\mu(d_1) = \mu'(d_1)$, but when $\text{UNROLLONECHAIN}(\mu', \Delta', h_*)$ is run, we unroll d_1 to h . Correspondingly, in IPDA with preferences $(\overline{Q}', d_* : \{h_*\})$, we know d_1 will not receive a proposal from $\mu(d_1)$ (as this match is unrolled in \overline{Q}) but d_1 will receive a proposal from h (as this additional proposal happens in \overline{Q}' but not in \overline{Q} , regardless of whether this happens due to a “rejection rotation” of AKL, or simply due to two rejection chains causing this proposal, as discussed above), which d_1 prefer to the unrolled-to match under preferences \overline{Q} . Thus, under preferences $(\overline{Q}', d_* : \{h_*\})$, we know d_1 will match to $h_{\min} = h$ in a valid partial AKL-state. So (μ', Δ') is correct for \overline{Q}' in this subcase. If, on the other hand, $h_{\min} = \mu(d_1)$, then in Δ' , $\text{UNROLLONECHAIN}(\mu', \Delta', h_*)$ will not contain the new node p_{new} . However, $\mu'(d_1) = h$, and we know d would receive a proposal from h $(\overline{Q}', d_* : \{h_*\})$, and would accept this proposal, so (μ', Δ') is correct for \overline{Q}' in this subcase.

Finally, suppose h_* is such that (d_*, h_*) is an ancestor of some node in P in Δ . The logic is similar to the previous paragraph, simply reversed. Specifically, there are two subcases. If $h_{\min} = h$, then when preferences are $(\overline{Q}', d_* : \{h_*\})$, then d_1 will no longer receive a proposal from h , but will still receive a proposal from $\mu(d_1)$. So d_1 should remain matched to $\mu(d_1)$ during $\text{UNROLLONECHAIN}(\mu', \Delta', h_*)$, and (μ', Δ') is correct for \overline{Q}' in this subcase. If $h_{\min} = \mu(d_1)$, then $\mu'(d_1) = h$, and in Δ' , $\text{UNROLLONECHAIN}(\mu', \Delta', h_*)$ will contain the new node p_{new} , which unrolls d_1 to their old match $\mu(d_1)$. This is correct, because in \overline{Q} , according to Δ , we know h will be unrolled to some previous match, and correspondingly, in preferences $(\overline{Q}', d_* : \{h_*\})$, we know d_1 will never receive a proposal from h . So (μ', Δ') is

correct for \overline{Q}' in this subcase.

Thus, for all cases, (μ', Δ') are unroll-correct for Q at \overline{Q}' □

To begin to wrap up, we bound the computational resources of the algorithm:

Lemma D.9. *Description A.4 is institution-proposing and uses memory $\tilde{O}(n)$.*

Proof. The institution-proposing property holds by construction. To bound the memory, the only thing that we need to consider on top of AKL is the “unroll DAG” Δ . This memory requirement is small, because there are at most $O(n)$ nodes of the form (d_*, h) for different $h \in \mathcal{H}$, and by Lemma D.6, a given applicant $d \in \mathcal{D} \setminus \{d_*\}$ can appear *at most once* in Δ . So the memory requirement is $\tilde{O}(n)$. □

We can now prove our main result:

Theorem D.10. *Description A.4 is an institution-proposing, $\tilde{O}(n)$ memory individualized dictatorship for (applicant-proposing) DA.*

Proof. We know Description A.4 correctly computes the menu, and that it is institution-proposing and $\tilde{O}(n)$ memory. So we just need to show that it correctly computes the final matching. To do this, it suffices to show that at the end of Phase 1 of Description A.4, (μ, Δ) is unroll-correct for Q at the truncated revealed preferences \overline{Q} (for then, by definition, running Description A.2 after UNROLLONECHAIN will correctly compute the final matching).

To see this, first note that an empty graph is unroll-correct for the truncated revealed preference after running $IPDA(P_{\text{hold}})$, as no further proposals beyond d_* can be made in these truncated preferences. Second, each time we pick an $h \in \mathcal{H}_*$ on Line 8, a single (d_*, h) added to Δ (with no edges) is unroll-correct for Q at \overline{Q}' , by construction. Finally, by Lemma D.8, every other query to any institution’s preference list keeps (μ, Δ) unroll-correct after the new query. So by induction, (μ, Δ) is unroll-correct at the end of Phase 1, as desired. □

E Proofs of Known Results

This section is primarily dedicated to reproducing complete proofs from scratch of all lemmas we need related to DA and stable matchings. While this adds completeness to the paper, the primary purpose of including these is to illustrate the full theoretical underpinnings of our approach to DA, showcasing it as an alternative approach for a complete proof of the strategyproofness of DA.

E.1 Lemmas for Proving Theorem 3.1

Here, we supply all lemmas needed for the direct proof of Theorem 3.1 given in Appendix C.

Lemma E.1 (Gale and Shapley, 1962). *The output of DA is a stable matching.*

Proof. Consider running the traditional description of DA on some set of preferences, and let the output matching be μ . Consider a pair $d \in D$, $h \in H$ which is unmatched in μ . Suppose for contradiction $h \succ_d \mu(d)$ and $d \succ_h \mu(h)$. In the DA algorithm, d would propose to h before $\mu(d)$. However, it's easy to observe from the traditional description of DA that once an institution is proposed to, they remains matched and can only increase their preference for their match. This contradicts the fact that h was eventually matched to $\mu(h)$. \square

Note that Lemma E.1 gives a very interesting existence result: it was not at all clear that stable matching existed before it was proven.

Lemma E.2 (Gale and Shapley, 1962). *If an applicant $d \in D$ is ever rejected by an institution $h \in H$ during some run of APDA (that is, d proposes to h and h does not accept) then no stable matching can pair d to h .*

Proof. Let μ be any matching, not necessarily stable. We will show that if h rejects $\mu(h)$ at any step of DA, then μ is not stable.

Consider the first time during in the run of DA where such a rejection occurred. In particular, let h reject $d \stackrel{\text{def}}{=} \mu(h)$ in favor of $\tilde{d} \neq d$ (either because \tilde{d} proposed to h , or because \tilde{d} was already matched to h and d proposed). We have $\tilde{d} \succ_h d$. We have $\mu(\tilde{d}) \neq h$, simply because μ is a matching. Because this is the first time any applicant has been rejected by a match from μ , \tilde{d} has not yet proposed to $\mu(\tilde{d})$. This means $h \succ_{\tilde{d}} \mu(\tilde{d})$. However, this means μ is not stable.

Thus, no institution can ever reject a stable partner in applicant-proposing DA. \square

Lemma E.2 immediately implies that the result of applicant-proposing DA is the optimal stable outcome for each applicant, and that the result is independent of the order in applicant proposals are made.

Corollary E.3 (Gale and Shapley, 1962). *In the matching returned by APDA, every applicant is matched to her favorite stable partner.*

Corollary E.4 (Dubins and Freedman, 1981). *The matching output by the DA algorithm is independent of the order in which applicants are selected to propose.*

A dual phenomenon occurs for the institutions:

Lemma E.5 (McVitie and Wilson, 1971). *In the match returned by applicant-proposing DA, every $h \in H$ is paired to their worst stable match in D .*

Proof. Let $d \in D$ and $h \in H$ be paired by applicant-proposing deferred acceptance. Let μ be any stable matching which does not pair d and h . We must have $h \succ_d \mu(d)$, because h is the d 's favorite stable partner. If $d \succ_h \mu(h)$, then μ is not stable. Thus, h cannot be stably matched to any applicant they prefer less than d . \square

Finally, the applicant and institution optimality conditions can be combined to prove that the set of matched agents must be the same in each stable matching as the corresponding set in APDA (and thus, the same in every stable matching).

Theorem E.6 (Lone Wolf / Rural Hospitals Theorem, Roth, 1986). *The set of unmatched agents is the same in every stable matching.*

Proof. Consider any stable matching μ in which applicants D^μ and institutions H^μ are matched, and let D^0 and H^0 be matched in APDA. Each applicant in $D \setminus D^0$ proposes to all of his acceptable institutions. Thus, by Lemma E.2, no stable matching pair any agent in $D \setminus D^0$. Thus, we have $D \setminus D^0 \subseteq D \setminus D^\mu$, and in turn $D^0 \supseteq D^\mu$. On the other hand, Lemma E.5 implies that each agent in H^0 is matched in every stable outcome, so $H^0 \subseteq H^\mu$. But then we have $|D^0| = |H^0|$ as well as $|D^0| \geq |D^\mu| = |H^\mu| \geq |H^0|$, so the same number of agents (on each side) are matched in μ as in APDA. Thus, $D^0 = D^\mu$ and $H^0 = H^\mu$. \square

Remark E.7. One can carefully check that all of our earlier proof work when we consider the match of an agent to be \emptyset – this was intentional in order to make the above proof go through. Thus, these proofs seamlessly handle partial lists and market imbalance.

E.2 Direct Proof of the Strategyproofness of DA from its Traditional Description

To contrast between Section E.1 and Theorem 3.1, we also include a direct proof of the strategyproofness of DA, adapted from Gale and Sotomayor (1985b). Note, however, that the following proof also shows that DA is *weakly group* strategyproof, whereas Theorem 3.1 does not.

Lemma E.8 (Attributed to J.S. Hwang by Gale and Sotomayor, 1985b). *Let $\mu = \text{APDA}(P)$ and μ' be any other matching. Let T denote the set of all applicants who strictly prefer their match in μ' to their match in μ , and suppose $T \neq \emptyset$. Then there exists a blocking pair (d, h) in μ' with $d \notin T$.*

Proof. We consider two cases. Let $\mu(T)$ denote the set of matches of agents in T under μ (and similarly define $\mu'(T)$).

Case 1: $\mu(T) \neq \mu'(T)$. Every applicant in T is matched in μ' , so $|\mu'(T)| \geq |\mu(T)|$. Thus, there exists some $h \in \mu'(T)$ but $h \notin \mu(T)$, that is, $h = \mu'(d')$ with $d' \in T$ but $h = \mu(d)$ with $d \notin T$. By the definition of T , we have $h = \mu(d) \succ_d \mu'(d)$. Because $h \succ_{d'} \mu(d)$, we know d' would propose to h in $APDA(P)$. So $d = \mu(h) \succ_h d'$. Thus, (d, h) is a blocking pair in μ' (with $d \notin T$).

Case 2: $\mu(T) = \mu'(T)$. This case is a bit harder. Consider the run of $APDA(P)$. First, for any $d \in T$, note that d must have proposed to $\mu'(d)$ before proposing to $\mu(d)$, so each institution in $\mu(T)$ receives at least two proposals from applicants in T .

Now, consider the *final* time in a run of $APDA(P)$ when an applicant $d_f \in T$ proposes to an institution h in $\mu(T)$. As h receives at least two proposals from applicants in T , we know h must be tentatively matched, say to d , and h must reject d for d_f . However, d cannot themselves be in T , as then d would need to make another proposal to $\mu(d) \in \mu(T)$ (and we assumed this is the final proposal from an applicant in T to an institution in $\mu(T)$).

We claim that (d, h) is a blocking pair in μ' . Proof: As $d \notin T$ and d proposes to h during $APDA(P)$, we have $h \succ_d \mu(d) \succeq_d \mu'(d)$. Now, again consider when h rejects d in $APDA(P)$. At this point in time, h has already rejected every agent in T , other than $d' = \mu(h)$, who proposes to h during $APDA(P)$. In particular, h has already rejected $\mu'(h) \in T$ (who proposes to h in $APDA(P)$, because $h \succ_{\mu'(h)} \mu(\mu'(h))$), so $d \succ_h \mu'(h)$.

Thus, in either case there exists a blocking pair (d, h) in μ' with $d \notin T$. □

Theorem E.9 (Roth, 1982; Dubins and Freedman, 1981). *APDA is (weakly group-)strategy-proof for the applicants.*

Proof. Suppose a set L of applicants change their preferences, and each of them improve their match. In particular, if $\mu' = APDA(P')$, where P' is the altered list of preferences, then $L \subseteq T$ as in Lemma E.8. Thus, there exists a blocking pair (d, h) for μ' under preferences P , where we additionally have $d \notin T$. In particular, $d \notin L$. Thus, d and h each keep their preferences the same in P' as in P . So, (d, h) is also a blocking pair under preferences P' , so μ' cannot possibly be stable under P' . This is a contradiction. □