

Preprint version. Please consult the final version of record instead:
Lars Lenssen, Erich Schubert: Clustering by Direct Optimization of the
Medoid Silhouette. Similarity Search and Applications (SISAP 2022)
https://doi.org/10.1007/978-3-031-17849-8_15

Clustering by Direct Optimization of the Medoid Silhouette^{*}

Lars Lenssen^[0000–0003–0037–0418] and Erich Schubert^[0000–0001–9143–4880]

TU Dortmund University, Informatik VIII, 44221 Dortmund, Germany
{lars.lenssen,erich.schubert}@tu-dortmund.de

Abstract. The evaluation of clustering results is difficult, highly dependent on the evaluated data set and the perspective of the beholder. There are many different clustering quality measures, which try to provide a general measure to validate clustering results. A very popular measure is the Silhouette. We discuss the efficient medoid-based variant of the Silhouette, perform a theoretical analysis of its properties, and provide two fast versions for the direct optimization. We combine ideas from the original Silhouette with the well-known PAM algorithm and its latest improvements FasterPAM. One of the versions guarantees equal results to the original variant and provides a run speedup of $O(k^2)$. In experiments on real data with 30000 samples and $k=100$, we observed a $10464\times$ speedup compared to the original PAMMEDSIL algorithm.

1 Introduction

In cluster analysis, the user is interested in discovering previously unknown structure in the data, as opposed to classification where one predicts the known structure (labels) for new data points. Sometimes, clustering can also be interpreted as data quantization and approximation, for example k -means which aims at minimizing the sum of squared errors when approximating the data with k average vectors, spherical k -means which aims to maximize the cosine similarities to the k centers, and k -medoids which minimizes the sum of distances when approximating the data by k data points. Other clustering approaches such as DBSCAN [6, 15] cannot easily be interpreted this way, but discover structure related to connected components and density-based minimal spanning trees [16].

The evaluation of clusterings is a challenge, as there are no labels available. While many internal (“unsupervised”, not relying on external labels) evaluation measures were proposed such as the Silhouette [14], Davies-Bouldin index, the Variance-Ratio criterion, the Dunn index, and many more, using these indexes for evaluation suffers from inherent problems. Bonner [4] noted that “none of the many specific definitions [...] seems best in any general sense”, and results are subjective “in the eye of the beholder” as noted by Estivill-Castro [7]. While

^{*} Part of the work on this paper has been supported by Deutsche Forschungsgemeinschaft (DFG) – project number 124020371 – within the Collaborative Research Center SFB 876 “Providing Information by Resource-Constrained Analysis” project A2.

these claims refer to clustering methods, not evaluation methods, we argue that these do not differ substantially: each internal cluster evaluation method implies a clustering algorithm obtained by enumeration of all candidate clusterings, keeping the best. The main difference between clustering algorithms and internal evaluation then is whether or not we know an efficient optimization strategy. K -means is an optimization strategy for the sum of squares evaluation measure, while the k -medoids algorithms PAM, and Alternating are different strategies for optimizing the sum of deviations from a set of k representatives.

In this article, we focus on the evaluation measure known as Silhouette [14], and discuss an efficient algorithm to optimize a variant of this measure, inspired by the well-known PAM algorithm [8, 9] and FasterPAM [18, 19].

2 Silhouette and Medoid Silhouette

The Silhouette [14] is a popular measure to evaluate clustering validity, and performs very well in empirical studies [2, 5]. For the given samples $X = \{x_1, \dots, x_n\}$, a dissimilarity measure $d : X \times X \mapsto \mathbb{R}$, and the cluster labels $L = \{l_1, \dots, l_n\}$, the Silhouette for a single element i is calculated based on the average distance to its own cluster a_i and the smallest average distance to another cluster b_i as:

$$s_i(X, d, L) = \frac{b_i - a_i}{\max(a_i, b_i)}, \text{ where}$$

$$a_i = \text{mean} \{d(x_i, x_j) \mid l_j = l_i\}$$

$$b_i = \min_{k \neq l_i} \text{mean} \{d(x_i, x_j) \mid l_j = k\} .$$

The motivation is that ideally, each point is much closer to the cluster it is assigned to, than to another “second closest” cluster. For $b_i \gg a_i$, the Silhouette approaches 1, while for points with $a_i = b_i$ we obtain a Silhouette of 0, and negative values can arise if there is another closer cluster and hence $b_i < a_i$. The Silhouette values s_i can then be used to visualize the cluster quality by sorting objects by label l_i first, and then by descending s_i , to obtain the Silhouette plot. However, visually inspecting the Silhouette plot is only feasible for small data sets, and hence it is also common to aggregate the values into a single statistic, often referred to as the Average Silhouette Width (ASW):

$$S(X, d, L) = \frac{1}{n} \sum_{i=1}^n s_i(X, d, L) .$$

Hence, this is a function that maps a data set, dissimilarity, and cluster labeling to a real number, and this measure has been shown to satisfy desirable properties for clustering quality measures (CQM) by Ackerman and Ben-David [1].

A key limitation of the Silhouette is its computational cost. It is easy to see that it requires all pairwise dissimilarities, and hence takes $O(N^2)$ time to compute – much more than popular clustering algorithms such as k -means.

For algorithms such as k -means and k -medoids, a simple approximation to the Silhouette is possible by using the distance to the cluster center respectively medoids $M = \{M_1, \dots, M_k\}$ instead of the average distance. For this “simplified

Silhouette” (which can be computed in $O(Nk)$ time, and which Van der Laan et al. [20] called medoid-based Silhouette) we use

$$s'_i(X, d, M) = \frac{b'_i - a'_i}{\max(a'_i, b'_i)}, \text{ where}$$

$$a'_i = d(x_i, M_{l_i})$$

$$b'_i = \min_{k \neq l_i} d(x_i, M_k).$$

If each point is assigned to the closest cluster center (optimal for k -medoids and the Silhouette), we further know that $a'_i \leq b'_i$ and $s_i \geq 0$, and hence this can further be simplified to the *Medoid Silhouette*

$$\tilde{s}_i(X, d, M) = \frac{d_2(i) - d_1(i)}{d_2(i)} = 1 - \frac{d_1(i)}{d_2(i)}.$$

where d_1 is the distance to the closest and d_2 to the second closest center in M . For $d_1(i) = d_2(i) = 0$, we add a small ε to $d_2(i)$ to get $\tilde{s} = 1$. The Average Medoid Silhouette (AMS) then is defined as the average

$$\tilde{S}(X, d, M) = \frac{1}{n} \sum_{i=1}^n \tilde{s}_i(X, d, M).$$

It can easily be seen that the optimum clustering is the (assignment of points to the) set of medoids such that we minimize an “average relative loss“:

$$\arg \max_M \tilde{S}(X, d, M) = \arg \min_M \text{mean}_i \frac{d_1(i)}{d_2(i)}.$$

For clustering around medoids, we impose the restriction $M \subseteq X$; which has the benefit of not restricting the input data to be numerical (e.g., $X \subset \mathbb{R}^d$, as in k -means), and allowing non-metric dissimilarity functions d .

3 Related Work

The Silhouette [14] was originally proposed along with Partitioning Around Medoids (PAM, [8,9]), and indeed k -medoids already does a decent job at finding a good solution, although it does optimize a different criterion (the sum of total deviations). Van der Laan et al. [20] proposed to optimize the Silhouette by substituting the Silhouette evaluation measure into the PAM SWAP procedure (calling this PAMSIL). Because they recompute the loss function each time (as opposed to PAM, which computes the change), the complexity of PAMSIL is $O(k(N-k)N^2)$, since for each of $k \cdot (N-k)$ possible swaps, the Silhouette is computed in $O(N^2)$. Because this yields a very slow clustering method, they also considered the Medoid Silhouette instead (PAMMEDSIL), which only needs $O(k^2(N-k)N)$ time (but still considerably more than PAM).

Schubert and Rousseeuw [18,19] recently improved the PAM method, and their FastPAM approach reduces the cost of PAM by a factor of $O(k)$, making the method $O(N^2)$ by the use of a shared accumulator to avoid the innermost loop. In this work, we will combine ideas from this algorithm with the PAMMEDSIL approach above, to optimize the Medoid Silhouette with a swap-based local search, but a run time comparable to FastPAM. But we will first perform a theoretical analysis of the properties of the Medoid Silhouette, to show that it is worth exploring as an alternative to the original Silhouette.

4 Axiomatic Characterization of Medoid Clustering

We follow the axiomatic approach of Ackerman and Ben-David [1], to prove the value of using the Average Medoid Silhouette (AMS) as a clustering quality measure (CQM). Kleinberg [11] defined three axioms for clustering functions and argued that no clustering algorithm can satisfy these desirable properties at the same time, as they contradict. Because of this, Ackermann and Ben-David [1] weaken the original Consistency Axiom and extract four axioms for clustering quality measures: *Scale Invariance* and *Richness* are defined analogously to the Kleinberg Axioms. We redefine the CQM axioms [1] for medoid-based clustering.

Definition 1. For given data points $X = \{x_1, \dots, x_n\}$ with a set of k medoids $M = \{m_1, \dots, m_k\}$ and a dissimilarity d , we write $x_i \sim_M x_{i'}$ whenever x_i and $x_{i'}$ have the same nearest medoid $n_1(i) \subseteq M$, otherwise $x_i \not\sim_M x_{i'}$.

Definition 2. Dissimilarity d' is an M -consistent variant of d , if $d'(x_i, x_{i'}) \leq d(x_i, x_{i'})$ for $x_i \sim_M x_{i'}$, and $d'(x_i, x_{i'}) \geq d(x_i, x_{i'})$ for $x_i \not\sim_M x_{i'}$.

Definition 3. Two sets of medoids $M, M' \subseteq X$ with a distance function d over X , are isomorphic, if there exists a distance-preserving isomorphism $\phi : X \rightarrow X$, such that for all $x_i, x_{i'} \in X$, $x_i \sim_M x_{i'}$ if and only if $\phi(x_i) \sim_{M'} \phi(x_{i'})$.

Axiom 1 (Scale Invariance) A medoid-based clustering quality measure f satisfies scale invariance if for every set of medoids $M \subseteq X$ for d , and every positive λ , $f(X, d, M) = f(X, \lambda d, M)$.

Axiom 2 (Consistency) A medoid-based clustering quality measure f satisfies consistency if for a set of medoids $M \subseteq X$ for d , whenever d' is an M -consistent variant of d , then $f(X, d', M) \geq f(X, d, M)$.

Axiom 3 (Richness) A medoid-based clustering quality measure f satisfies richness if for each set of medoids $M \subseteq X$, there exists a distance function d over X such that $M = \arg \max_M f(X, d, M)$.

Axiom 4 (Isomorphism Invariance) A medoid-based clustering quality measure f is isomorphism-invariant if for all sets of medoids $M, M' \subseteq X$ with distance d over X where M and M' are isomorphic, $f(X, d, M) = f(X, d, M')$.

Batool and Hennig [3] prove that the ASW satisfies the original CQM axioms. We prove the first three adapted axioms for the Average Medoid Silhouette. The fourth, Isomorphism Invariance, is obviously fulfilled, since AMS is based only on dissimilarities, just as the ASW [3].

Theorem 1. *The AMS is a scale invariant clustering quality measure.*

Proof. If we replace d with λd , both $d_1(i)$ and $d_2(i)$ are multiplied by λ , and the term will cancel out. Hence, \tilde{s}_i does not change for any i :

$$\begin{aligned} \tilde{S}(X, \lambda d, M) &= \frac{1}{n} \sum_{i=1}^n \tilde{s}_i(X, \lambda d, M) = \frac{1}{n} \sum_{i=1}^n \frac{\lambda d_2(i) - \lambda d_1(i)}{\lambda d_2(i)} \\ &= \frac{1}{n} \sum_{i=1}^n \frac{d_2(i) - d_1(i)}{d_2(i)} = \frac{1}{n} \sum_{i=1}^n \tilde{s}_i(X, d, M) = \tilde{S}(X, d, M). \end{aligned}$$

Theorem 2. *The AMS is a consistent clustering quality measure.*

Proof. Let dissimilarity d' be a M-consistent variant of d . By Definition 2: $d'(x_i, x_{i'}) \leq d(x_i, x_{i'})$ for all $x_i \sim_M x_{i'}$, and $\min_{x_i \not\sim_M x_{i'}} d'(x_i, x_{i'}) \geq \min_{x_i \not\sim_M x_{i'}} d(x_i, x_{i'})$. This implies for all $i \in \mathbb{N}$: $d'_1(i) \leq d_1(i)$, $d'_2(i) \geq d_2(i)$ and it follows:

$$\frac{d_1(i)}{d_2(i)} - \frac{d'_1(i)}{d'_2(i)} \geq 0 \quad \Leftrightarrow \quad \frac{d'_2(i) - d'_1(i)}{d'_2(i)} - \frac{d_2(i) - d_1(i)}{d_2(i)} \geq 0$$

which is equivalent to $\forall_i \tilde{s}_i(X, d', M) \geq \tilde{s}_i(X, d, M)$, hence $\tilde{S}(X, d', M) \geq \tilde{S}(X, d, M)$, i.e., AMS is a consistent clustering quality measure.

Theorem 3. *The AMS is a rich clustering quality measure.*

Proof. We can simply encode the desired set of medoids M in our dissimilarity d . We define $d(x_i, x_j)$ such that it is 0 if trivially $i = j$, or if x_i or x_j is the first medoid m_1 and the other is not a medoid itself. Otherwise, let the distance be 1.

For M we then obtain $\tilde{S}(X, d, M) = 1$, because $d_1(i) = 0$ for all objects, as either x_i is a medoid itself, or can be assigned to the first medoid m_1 . This is the maximum possible Average Medoid Silhouette. Let $M' \neq M$ be any other set of medoids. Then there exists at least one missing $x_i \in M \setminus M'$. For this object $\tilde{s}_i(X, d, M) = 0$ (as its distance to all other objects is 1, and it is not in M'), and hence $\tilde{S}(X, d, M') < 1 = \tilde{S}(X, d, M)$.

5 Direct Optimization of Medoid Silhouette

PAMSIL [20] is a modification of PAM [8,9] to optimize the ASW. For PAMSIL, Van der Laan [20] adjusts the SWAP phase of PAM by always performing the SWAP that provides the best increase in the ASW. When no further improvement is found, a (local) maximum of the ASW has been achieved. However, where the original PAM efficiently computes only the change in its loss (in $O(N - k)$ time for each of $(N - k)k$ swap candidates), PAMSIL computes the entire ASW in $O(N^2)$ for every candidate, and hence the run time per iteration increases to $O(k(N - k)N^2)$. For a small k , this yields a run time that is cubic in the number of objects N , and the algorithm may need several iterations to converge.

5.1 Naive Medoid Silhouette Clustering

PAMMEDSIL [20] uses the Average Medoid Silhouette (AMS) instead, which can be evaluated in only $O(Nk)$ time. This yields a SWAP run time of $O(k^2(N - k)N)$ (for small $k \ll N$ only quadratic in N). As Schubert and Rousseeuw [18,19] were able to reduce the run time of PAM to $O(N^2)$ per iteration, we modify the PAMMEDSIL approach accordingly to obtain a similar speedup. The SWAP algorithm of PAMMEDSIL is shown in Algorithm 1.

Algorithm 1: PAMMEDSIL SWAP: Iterative improvement

```

1  $S' \leftarrow$  Simplified Silhouette sum of the initial solution  $M$ 
2 repeat
3    $(S'_*, M_*) \leftarrow (0, \text{null})$ 
4   foreach  $m_i \in M = \{m_1, \dots, m_k\}$  do // each medoid
5     foreach  $x_j \notin \{m_1, \dots, m_k\}$  do // each non-medoid
6        $(S', M') \leftarrow (0, M \setminus \{m_i\} \cup \{x_j\})$ 
7       foreach  $x_o \in X = \{x_1, \dots, x_n\}$  do
8          $S' \leftarrow S' + s'_o(X, d, M')$  // Simplified Silhouette
9         if  $S' > S'_*$  then  $(S'_*, M_*) \leftarrow (S', M')$  // keep best swap found
10      if  $S'_* \geq S'$  then break
11       $(S', M) \leftarrow (S'_*, M_*)$  // perform swap
12 return  $(S'/N, M)$ 

```

5.2 Finding the Best Swap

We first bring PAMMEDSIL up to par with regular PAM. The trick introduced with PAM is to compute the change in loss instead of recomputing the loss, which can be done in $O(N - k)$ instead of $O(k(N - k))$ time if we store the distance to the nearest and second centers, as the latter allows us to compute the change if the current nearest center is removed efficiently. In the following, we omit the constant parameters X and d for brevity. We denote the previously nearest medoid of i as $n_1(i)$, and $d_1(i)$ is the (cached) distance to it. We similarly define $n_2(i)$, $d_2(i)$, and $d_3(i)$ with respect to the second and third nearest medoid. We briefly use d'_1 and d'_2 to denote the new distances for a candidate swap. For the Medoid Silhouette, we can compute the change when swapping medoids $m_i \in \{m_1, \dots, m_k\}$ with non-medoids $x_j \notin \{m_1, \dots, m_k\}$:

$$\begin{aligned}
\Delta\tilde{S} &= \frac{1}{n} \sum_{o=1}^n \Delta\tilde{s}_o(M, m_i, x_j) \\
\Delta\tilde{s}_o(M, m_i, x_j) &= \tilde{s}_o(M \setminus \{m_i\} \cup \{x_j\}) - \tilde{s}_o(M) \\
&= \frac{d'_2(i) - d_1(i)}{d'_2(i)} - \frac{d_2(i) - d_1(i)}{d_2(i)} = \frac{d_1(i)}{d_2(i)} - \frac{d'_1(i)}{d'_2(i)}.
\end{aligned}$$

Clearly, we only need the distances to the closest and second closest center, before and after the swap. Instead of recomputing them, we exploit that only one medoid can change in a swap. By determining the new values of d'_1 and d'_2 using cached values only, we can save a factor of $O(k)$ on the run time.

In the PAM algorithm (where the change would be simply $d'_1 - d_1$), the distance to the *second* nearest is cached in order to compute the loss change if the current medoid is removed, without having to consider all $k - 1$ other medoids: the point is then either assigned to the new medoid, or its former second closest. To efficiently compute the change in Medoid Silhouette, we have to take this one step further, and additionally need to cache the identity of the second closest center and the distance to the *third* closest center (denoted d_3). This is beneficial if, e.g., the nearest medoid is replaced. Then we may have, e.g., $d'_1 = d_2$ and $d'_2 = d_3$, if we can distinguish these cases.

Algorithm 2: Change in Medoid Silhouette, $\Delta\tilde{S}_o(M, m_i, x_j)$

```

1 if  $m_i = n_1(o)$  then // nearest is replaced
2   if  $d(o, j) < d_2(o)$  then return  $\frac{d_1(o)}{d_2(o)} - \frac{d(o, j)}{d_2(o)}$  // xj is new nearest
3   if  $d(o, j) < d_2(o)$  then return  $\frac{d_1(o)}{d_2(o)} - \frac{d_2(o)}{d(o, j)}$  // xj is new second
4   else return  $\frac{d_1(o)}{d_2(o)} - \frac{d_2(o)}{d_3(o)}$ 
5 else if  $m_i = n_2(o)$  then // second nearest is replaced
6   if  $d(o, j) < d_1(o)$  then return  $\frac{d_1(o)}{d_2(o)} - \frac{d(o, j)}{d_1(o)}$  // xj is new nearest
7   if  $d(o, j) < d_3(o)$  then return  $\frac{d_1(o)}{d_2(o)} - \frac{d_1(o)}{d(o, j)}$  // xj is new second
8   else return  $\frac{d_1(o)}{d_2(o)} - \frac{d_1(o)}{d_3(o)}$ 
9 else
10  if  $d(o, j) < d_1(o)$  then return  $\frac{d_1(o)}{d_2(o)} - \frac{d(o, j)}{d_1(o)}$  // xj is new nearest
11  if  $d(o, j) < d_2(o)$  then return  $\frac{d_1(o)}{d_2(o)} - \frac{d_1(o)}{d(o, j)}$  // xj is new second
12  else return 0

```

The change in Medoid Silhouette is then computed roughly as follows: (1) If the new medoid is the new closest, the second closest is either the former nearest, or the second nearest (if the first was replaced). (2) If the new medoid is the new second closest, the closest either remains the former nearest, or the second nearest (if the first was replaced). (3) If the new medoid is neither, we may still have replaced the closest or second closest; in which case the distance to the third nearest is necessary to compute the new Silhouette. Putting all the cases (and sub-cases) into one equation becomes a bit messy, and hence we opt to use pseudocode in Algorithm 2 instead of an equivalent mathematical notation. Note that the first term is always the same (the previous loss), except for the last case, where it canceled out via $0 = \frac{d_1(o)}{d_2(o)} - \frac{d_1(o)}{d_2(o)}$. As this is a frequent case, it is beneficial to not have further computations here (and hence, to compute the change instead of computing the loss). Clearly, this algorithm runs in $O(1)$ if $n_1(o)$, $n_2(o)$, $d_1(o)$, $d_2(o)$, and $d_3(o)$ are known. We also only compute $d(o, j)$ once. Modifying PAMMEDSIL (Algorithm 1) to use this computation yields a run time of $O(k(N - k)N)$ to find the best swap, i.e., already $O(k)$ times faster. But we can further improve this approach.

5.3 Fast Medoid Silhouette Clustering

We now integrate an acceleration added to the PAM algorithm by Schubert and Rousseeuw [18, 19], that exploits redundancy among the loop over the k medoids to replace. For this, the loss change $\Delta\tilde{S}(m_i, x_j)$ is split into multiple components: (1) the change by removing medoid m_i (without choosing a replacement), (2) the change by adding x_j as an additional medoid, and (3) a correction term if both operations occur at the same time. The first factors can be computed in $O(kN)$, the second in $O(N(N - k))$, and the last factor is 0 if the removed medoid is neither of the two closest, and hence is also in $O(N^2)$. This then yields an algorithm that finds the best swap in $O(N^2)$, again $O(k)$ times faster.

The first terms (the removal of each medoid $m_i \in M$) are computed as:

$$\Delta\tilde{S}^{-m_i} = \sum_{n_1(o)=i} \frac{d_1(o)}{d_2(o)} - \frac{d_2(o)}{d_3(o)} + \sum_{n_2(o)=i} \frac{d_1(o)}{d_2(o)} - \frac{d_1(o)}{d_3(o)}, \quad (1)$$

while for the second we compute the addition of a new medoid $x_j \notin M$

$$\Delta\tilde{S}^{+x_j} = \sum_{o=1}^n \begin{cases} \frac{d_1(o)}{d_2(o)} - \frac{d(o,j)}{d_1(o)} & \text{if } d(o,j) < d_1(o) \\ \frac{d_1(o)}{d_2(o)} - \frac{d_1(o)}{d(o,j)} & \text{else if } d(o,j) < d_2(o) \\ 0 & \text{otherwise.} \end{cases}$$

Combining these yields the change:

$$\begin{aligned} \Delta\tilde{S}(m_i, x_j) &= \Delta\tilde{S}^{+x_j} + \Delta\tilde{S}^{-m_i} \\ &+ \sum_{\substack{o \text{ with} \\ n_1(o)=i}} \begin{cases} \frac{d(o,j)}{d_1(o)} + \frac{d_2(o)}{d_3(o)} - \frac{d_1(o)+d(o,j)}{d_2(o)} & \text{if } d(o,j) < d_1(o) \\ \frac{d(o,j)}{d_1(o)} + \frac{d_2(o)}{d_3(o)} - \frac{d_1(o)+d(o,j)}{d_2(o)} & \text{else if } d(o,j) < d_2(o) \\ \frac{d_2(o)}{d_3(o)} - \frac{d_2(o)}{d(o,j)} & \text{else if } d(o,j) < d_3(o) \\ 0 & \text{otherwise} \end{cases} \\ &+ \sum_{\substack{o \text{ with} \\ n_2(o)=i}} \begin{cases} \frac{d_1(o)}{d_3(o)} - \frac{d_1(o)}{d_2(o)} & \text{if } d(o,j) < d_1(o) \\ \frac{d_1(o)}{d_3(o)} - \frac{d_1(o)}{d_2(o)} & \text{else if } d(o,j) < d_2(o) \\ \frac{d_1(o)}{d_3(o)} - \frac{d_1(o)}{d(o,j)} & \text{else if } d(o,j) < d_3(o) \\ 0 & \text{otherwise.} \end{cases} \end{aligned}$$

It is easy to see that the additional summands can be computed by iterating over all objects x_o , and adding their contributions to accumulators for $n_1(o)$ and $n_2(o)$. As each object o contributes to exactly two cases, the run time is $O(N)$. This then gives Algorithm 3, which computes $\Delta\tilde{S}^{+x_j}$ along with the sum of $\Delta\tilde{S}^{-m_i}$ and these correction terms in an accumulator array. The algorithm needs $O(k)$ memory for the accumulators in the loop, and $O(N)$ additional memory to store the cached n_1 , n_2 , d_1 , d_2 , and d_3 for each object.

This algorithm gives the same result, but FastMSC (“Fast Medoid Silhouette Clustering”) is $O(k^2)$ faster than the naive PAMMEDSIL.

5.4 Eager Swapping and Random Initialization

We can now integrate further improvements by Schubert and Rousseeuw [19]. Because doing the best swap (steepest descent) does not appear to guarantee finding better solutions, but requires a pass over the entire data set for each step, we can converge to local optima much faster if we perform every swap that yields an improvement, even though this means we may repeatedly replacing the same medoid. For PAM they called this eager swapping, and named the variant FasterPAM. This does not improve theoretical run time (the last iteration will always require a pass over the entire data set to detect convergence), but empirically reduces the number of iterations substantially. It will no longer find the same results, but there is no evidence that a steepest descent is beneficial over choosing the first descent found. The main downside to this is, that it increases

Algorithm 3: FastMSC: Improved SWAP algorithm

```

1 repeat
2   foreach  $x_o$  do compute  $n_1(o), n_2(o), d_1(o), d_2(o), d_3(o)$ 
3    $\Delta\tilde{S}^{-m_1}, \dots, \Delta\tilde{S}^{-m_i} \leftarrow$  compute loss change removing  $m_i$  using (1)
4    $(\Delta\tilde{S}^*, m^*, x^*) \leftarrow (0, \text{null}, \text{null})$ 
5   foreach  $x_j \notin \{m_1, \dots, m_k\}$  do // each non-medoid
6      $\Delta\tilde{S}_i, \dots, \Delta\tilde{S}_k \leftarrow (\Delta\tilde{S}^{-m_1}, \dots, \Delta\tilde{S}^{-m_i})$  // use removal loss
7      $\Delta\tilde{S}^{+x_j} \leftarrow 0$  // initialize shared accumulator
8     foreach  $x_o \in \{x_1, \dots, x_n\}$  do
9        $d_{oj} \leftarrow d(x_o, x_j)$  // distance to new medoid
10      if  $d_{oj} < d_1(o)$  then // new closest
11         $\Delta\tilde{S}^{+x_j} \leftarrow \Delta\tilde{S}^{+x_j} + d_1(o)/d_2(o) - d_{oj}/d_1(o)$ 
12         $\Delta\tilde{S}_{n_1(o)} \leftarrow \Delta\tilde{S}_{n_1(o)} + d_{oj}/d_1(o) + d_2(o)/d_3(o) - \frac{d_1(o)+d_{oj}}{d_2(o)}$ 
13         $\Delta\tilde{S}_{n_2(o)} \leftarrow \Delta\tilde{S}_{n_2(o)} + d_1(o)/d_3(o) - d_1(o)/d_2(o)$ 
14      else if  $d_{oj} < d_2(o)$  then // new first/second closest
15         $\Delta\tilde{S}^{+x_j} \leftarrow \Delta\tilde{S}^{+x_j} + d_1(o)/d_2(o) - d_1(o)/d_{oj}$ 
16         $\Delta\tilde{S}_{n_1(o)} \leftarrow \Delta\tilde{S}_{n_1(o)} + d_1(o)/d_{oj} + d_2(o)/d_3(o) - \frac{d_1(o)+d_{oj}}{d_2(o)}$ 
17         $\Delta\tilde{S}_{n_2(o)} \leftarrow \Delta\tilde{S}_{n_2(o)} + d_1(o)/d_3(o) - d_1(o)/d_2(o)$ 
18      else if  $d_{oj} < d_3(o)$  then // new second/third closest
19         $\Delta\tilde{S}_{n_1(o)} \leftarrow \Delta\tilde{S}_{n_1(o)} + d_2(o)/d_3(o) - d_2(o)/d_{oj}$ 
20         $\Delta\tilde{S}_{n_2(o)} \leftarrow \Delta\tilde{S}_{n_2(o)} + d_1(o)/d_3(o) - d_1(o)/d_{oj}$ 
21       $i \leftarrow \text{argmax} \Delta\tilde{S}_i$ 
22       $\Delta\tilde{S}_i \leftarrow \Delta\tilde{S}_i + \Delta\tilde{S}^{+x_j}$ 
23      if  $\Delta\tilde{S}_i > \Delta\tilde{S}^*$  then  $(\Delta\tilde{S}^*, m^*, x^*) \leftarrow (\Delta\tilde{S}, m_i, x_j)$ 
24    break outer loop if  $\Delta\tilde{S}^* \leq 0$ 
25    swap roles of medoid  $m^*$  and non-medoid  $x^*$  // perform swap
26     $\tilde{S} \leftarrow \tilde{S} + \Delta\tilde{S}^*$ 
27 return  $\tilde{S}, M$ 

```

the dependency on the data ordering, and hence is best used on shuffled data when run repeatedly. Similarly, we will study a variant that eagerly performs the first swap that improves the AMS as FasterMSC (“Fast and Eager Medoid Silhouette Clustering”).

Also, the classic initialization with PAM BUILD now becomes the performance bottleneck, and Schubert and Rousseeuw [19] showed that random initialization in combination with eager swapping works very well.

6 Experiments

We next evaluate clustering quality, to show the benefits of optimizing AMS. We report both AMS and ASW, as well as the supervised measures Adjusted Random Index (ARI) and Normalized Mutual Information (NMI). Afterward, we study the scalability, to verify the expected speedup for our algorithm FastMSC.

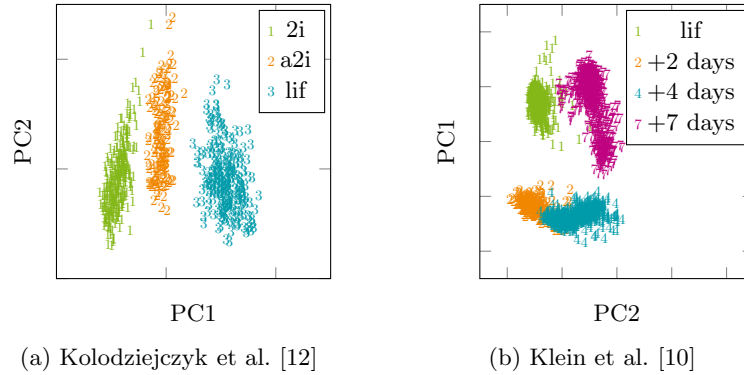


Fig. 1: Different kind of mouse embryonic stem cells (mESCs). For both data sets we have done PCA and plot the first two principal components. (a) shows 704 mESCs grown in three different conditions and (b) 2717 mESCs at the moment of LIF withdrawal, 2 days after, 4 days after, and 7 days after.

6.1 Data Sets

Since it became possible to map gene expression at the single-cell level by RNA sequencing, clustering on these has become a popular task, and Silhouette is a popular evaluation measure there. Single-cell RNA sequencing (scRNA-seq) provides high-dimensional data that requires appropriate preprocessing to extract information. After extraction of significant genes, these marker genes are validated by clustering of proper cells.

We explore two larger sample size (by scRNA standards) scRNA-sequencing data sets of mouse embryonic stem cells (mESCs) publicly available. Kolodziejczyk et al. [12] studied 704 mESCs with 38561 genes grown in three different conditions (2i, a2i and serum). Klein et al. [10] worked on the influence leukemia inhibitory factor (LIF) withdrawal on mESCs. For this, he studied a total of 2717 mESCs with 24175 genes. The data included 933 cells after LIF-withdrawal, 303 cells two days after, 683 cells 4 days after, and 798 cells 7 days after. We normalize each cell by total counts over all genes, so that every cell has a total count equal to the median of total counts for observations (cells) before normalization, then we perform principal component analysis (PCA) and use the first three principal components for clustering. To test the scalability of our new variants, we need larger data sets. We use the well-known MNIST data set, with 784 features and 60000 samples (PAMSIL will not be able to handle this size in reasonable time). We implemented our algorithms in Rust, extending the `kmedoids` package [17], wrapped with Python, and we make our source code available in this package. We perform all computations in the same package, to avoid side effects caused by comparing too different implementations [13]. We run 10 restarts on an AMD EPYC 7302 processor using a single thread, and evaluate the average values.

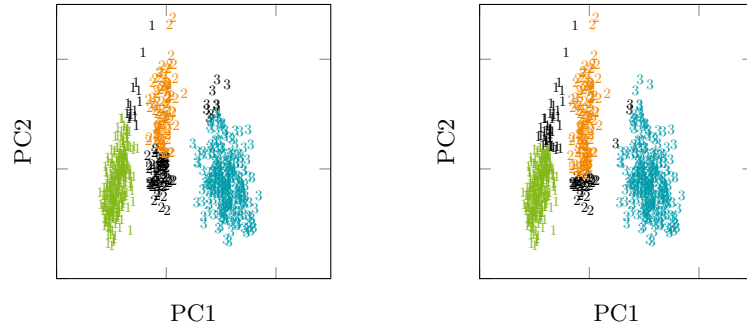
Table 1: Clustering results for the scRNA-seq data sets of Kolodziejczyk et al. [12] for PAM, PAMSIL, and all variants of PAMMEDSIL. All methods are evaluated for BUILD and Random initialization, and true known $k=3$.

Algorithm	Initialization	AMS	ASW	ARI	NMI	run time (ms)
PAM	BUILD	0.66	0.64	0.69	0.65	18.26
PAM	Random	0.66	0.64	0.69	0.65	22.67
PAMMEDSIL	BUILD	0.67	0.65	0.72	0.70	62.63
PAMMEDSIL	Random	0.67	0.65	0.72	0.70	61.91
FastMSC	BUILD	0.67	0.65	0.72	0.70	25.09
FastMSC	Random	0.67	0.65	0.72	0.70	24.67
FasterMSC	BUILD	0.67	0.65	0.72	0.70	9.95
FasterMSC	Random	0.67	0.65	0.72	0.70	10.95
PAMSIL	BUILD	0.61	0.66	0.72	0.71	12493.86
PAMSIL	Random	0.61	0.66	0.72	0.71	16045.47

6.2 Clustering Quality

We evaluated all methods with PAM BUILD initialization and a random initialization. To evaluate the relevancy of the Average Silhouette Width and the Average Medoid Silhouette, we compare true labels using the Adjusted Rand Index (ARI) and Normalized Mutual Information (NMI), two common measures in clustering. On the data set from Kolodziejczyk shown in Table 1, the highest ARI is achieved by the direct optimization methods for AMS and ASW. The different initialization provide the same results for all methods. We get a much faster run time for the AMS variants compared to the ASW optimization. For FasterMSC, we obtain the same ARI as for PAMSIL with $1255\times$ faster run time and only a 0.01 lower NMI. As expected, AMS and ASW are optimal by those algorithms, that optimize for this measure, but because the measures are correlated, those that optimize AMS only score 0.01 worse on the ASW. Interestingly the total deviation used by PAM appears to be slightly more correlated to AMS than ASW in this experiment. Given the small difference, we argue that AMS is a suitable approximation for ASW, at a much reduced run time.

Since there were no variations in the resulting medoids for the different restarts of the experiment, we can easily compare single results visually. Figure 2b compares the results of PAMMEDSIL and PAMSIL, showing which points are clustered differently than in the given labels. Both clusters are similar, with class 1 captured better in one, classes 2 and 3 better in the other result. Table 2 shows the clustering results for the scRNA-seq data sets of Klein et al. [10]. In contrast to Kolodziejczyk’s data set, we here obtain a higher ARI for PAMSIL than for the AMS optimization methods. We get only the same high ARI and NMI for AMS optimization as for PAM, but a slightly higher ASW. However, FasterMSC is $16521\times$ faster than PAMSIL.



(a) Results for PAMMEDSIL (BUILD) (b) Results for PAMSIL (BUILD)

Fig. 2: Clustering results for the scRNA-seq data sets of Kolodziejczyk et al. [12] for PAMMEDSIL and PAMSIL. All correctly predicted labels are colored by the corresponding cluster and all errors are marked as black.

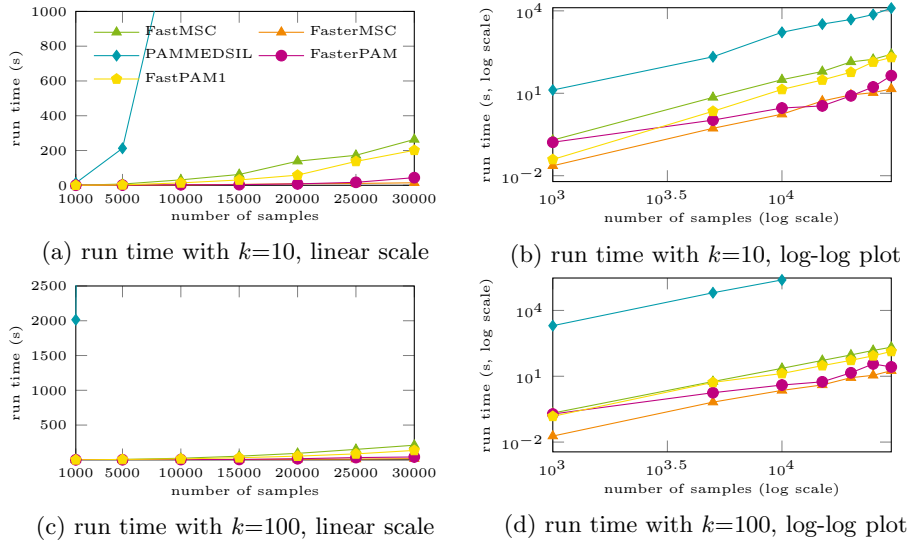


Fig. 3: Run time on MNIST data (time out 24 hours)

6.3 Scalability

To evaluate the scalability of our methods, we use the well-known MNIST data, which has 784 variables (28×28 pixels) and 60000 samples. We use the first $n=1000, \dots, 30000$ samples and compare $k=10$ and $k=100$. Due to its high run time, PAMSIL is not able to handle this size in a reasonable time. In addition to the methods for direct AMS optimization, we evaluate the FastPAM1 and FasterPAM implementation. For all methods we use random initialization.

Table 2: Clustering results for the scRNA-seq data sets of Klein et al. [10] for PAM, PAMSIL and all variants of PAMMEDSIL. All methods are evaluated for BUILD and Random initialization and true known $k=4$.

Algorithm	Initialization	AMS	ASW	ARI	NMI	run time (ms)
PAM	BUILD	0.75	0.82	0.84	0.87	355.55
PAM	Random	0.74	0.82	0.78	0.80	476.18
PAMMEDSIL	BUILD	0.77	0.83	0.84	0.87	2076.15
PAMMEDSIL	Random	0.77	0.83	0.84	0.87	3088.77
FastMSC	BUILD	0.77	0.83	0.84	0.87	212.01
FastMSC	Random	0.77	0.83	0.84	0.87	305.00
FasterMSC	BUILD	0.77	0.83	0.84	0.87	163.74
FasterMSC	Random	0.77	0.83	0.84	0.87	122.63
PAMSIL	BUILD	0.67	0.84	0.95	0.92	2026025.10
PAMSIL	Random	0.67	0.84	0.93	0.91	1490354.10

As expected, all methods scale approximately quadratic in the sample size n . FastMSC is on average 50.66x faster than PAMMEDSIL for $k=10$ and 10464.23x faster for $k=100$, supporting the expected $O(k^2)$ improvement by removing the nested loop and caching the distances to the nearest centers. For FasterMSC we achieve even 639.34x faster run time than for PAMMEDSIL for $k=10$ and 78035.01x faster run time for $k=100$. We expect FastPAM1 and FastMSC and also FasterPAM and FasterMSC to have similar scalability; but since MSC needs additional bounds it needs to maintain more data and access more memory. We observe that FastPAM1 is 2.50x faster than FastMSC for $k=10$ and 1.57x faster for $k=100$, which is larger than expected and due to more iterations necessary for convergence in the MSC methods: FastPAM1 needs on average 14.86 iterations while FastMSC needs 33.48. In contrast, FasterMSC is even 1.65x faster than FasterPAM for $k=10$ and 1.96x faster for $k=100$.

7 Conclusions

We showed that the Average Medoid Silhouette satisfies desirable theoretical properties for clustering quality measures, and as an approximation of the Average Silhouette Width yields desirable results on real problems from gene expression analysis. We propose a new algorithm for optimizing the Average Medoid Silhouette, which provides a run time speedup of $O(k^2)$ compared to the earlier PAMMEDSIL algorithm by avoiding unnecessary distance computations via caching of the distances to the nearest centers and of partial results based on FasterPAM. This makes clustering by optimizing the Medoid Silhouette possible on much larger data sets than before. The ability to optimize a variant of the popular Silhouette measure directly demonstrates the underlying problem that any internal cluster evaluation measure specifies a clustering itself.

References

1. Ackerman, M., Ben-David, S.: Measures of clustering quality: A working set of axioms for clustering. In: NIPS (2008)
2. Arbelaitz, O., Gurrutxaga, I., Muguerza, J., Pérez, J.M., Perona, I.: An extensive comparative study of cluster validity indices. *Pattern Recognit.* **46**(1) (2013)
3. Batool, F., Hennig, C.: Clustering with the average silhouette width. *Computational Statistics and Data Analysis* **158** (2021)
4. Bonner, R.E.: On some clustering techniques. *IBM Journal of Research and Development* **8**(1) (1964). <https://doi.org/10.1147/rd.81.0022>
5. Brun, M., Sima, C., Hua, J., Lowey, J., Carroll, B., Suh, E., Dougherty, E.R.: Model-based evaluation of clustering validation measures. *Pattern Recognit.* **40**(3) (2007). <https://doi.org/10.1016/j.patcog.2006.06.026>
6. Ester, M., Kriegel, H.P., Sander, J., Xu, X.: A density-based algorithm for discovering clusters in large spatial databases with noise. In: KDD'96 (1996)
7. Estivill-Castro, V.: Why so many clustering algorithms – a position paper. *SIGKDD Explorations* **4**(1) (2002). <https://doi.org/10.1145/568574.568575>
8. Kaufman, L., Rousseeuw, P.J.: Clustering by means of medoids. In: *Statistical Data Analysis Based on the L_1 Norm and Related Methods*. North-Holland (1987)
9. Kaufman, L., Rousseeuw, P.J.: Finding Groups in Data, chap. Clustering Large Applications (Program CLARA). Wiley (1990)
10. Klein, A., Mazutis, L., Akartuna, I., Tallapragada, N., Veres, A., Li, V., Peshkin, L., Weitz, D., Kirschner, M.: Droplet barcoding for single-cell transcriptomics applied to embryonic stem cells. *Cell* **161** (2015)
11. Kleinberg, J.: An impossibility theorem for clustering. In: NIPS. vol. 15 (2002)
12. Kolodziejczyk, A., Kim, J., Tsang, J., Ilicic, T., Henriksson, J., Natarajan, K., Tuck, A., Gao, X., Bühler, M., Liu, P., Marioni, J., Teichmann, S.: Single cell RNA-sequencing of pluripotent states unlocks modular transcriptional variation. *Cell Stem Cell* **17**(4) (2015). <https://doi.org/10.1016/j.stem.2015.09.011>
13. Kriegel, H.P., Schubert, E., Zimek, A.: The (black) art of runtime evaluation: Are we comparing algorithms or implementations? *Knowledge and Information Systems* **52** (2017). <https://doi.org/10.1007/s10115-016-1004-2>
14. Rousseeuw, P.J.: Silhouettes: A graphical aid to the interpretation and validation of cluster analysis. *J. Comput. Appl. Math.* **20** (1987)
15. Schubert, E., Sander, J., Ester, M., Kriegel, H.P., Xu, X.: DBSCAN revisited, revisited: Why and how you should (still) use DBSCAN. *ACM Trans. Database Syst.* **42**(3) (2017). <https://doi.org/10.1145/3068335>
16. Schubert, E., Hess, S., Morik, K.: The relationship of DBSCAN to matrix factorization and spectral clustering. In: *Lernen, Wissen, Daten, Analysen* (2018)
17. Schubert, E., Lenssen, L.: Fast k-medoids clustering in Rust and Python. *Journal of Open Source Software* **7**(75) (2022). <https://doi.org/10.21105/joss.04183>
18. Schubert, E., Rousseeuw, P.J.: Faster k-medoids clustering: Improving the PAM, CLARA, and CLARANS algorithms. In: *Int. Conf. Similarity Search and Applications, SISAP* (2019). https://doi.org/10.1007/978-3-030-32047-8_16
19. Schubert, E., Rousseeuw, P.J.: Fast and eager k-medoids clustering: O(k) runtime improvement of the PAM, CLARA, and CLARANS algorithms. *Inf. Syst.* **101** (2021)
20. Van der Laan, M., Pollard, K., Bryan, J.: A new partitioning around medoids algorithm. *Journal of Statistical Computation and Simulation* **73**(8) (2003). <https://doi.org/10.1080/0094965031000136012>