

On the Opportunities and Challenges of using Animals Videos in Reinforcement Learning

Vittorio Giammarino
Division of Systems Engineering
Boston University
Boston, MA 02446, USA
vgiammar@bu.edu

Abstract—We investigate the use of animals videos to improve efficiency and performance in Reinforcement Learning (RL). Under a theoretical perspective, we motivate the use of weighted policy optimization for off-policy RL, describe the main challenges when learning from videos and propose solutions. We test our ideas in offline and online RL and show encouraging results on a series of 2D navigation tasks.

Index Terms—Learning from Data, Off-Policy Reinforcement Learning, Domain Adaptation

I. INTRODUCTION

Reinforcement Learning (RL) is a powerful tool to learn control policies from experience where the learning agent does not have explicit information about the task but is only allowed to interact with the environment and observe rewards [1]. Despite the trial-and-error nature is a peculiarity of RL, it is often a concern and an obstacle for its actual deployment in real-world scenarios [2]. A solution to this problem is offered by the offline-RL framework [3] where control policies are entirely learned from static datasets which make unnecessary any further interaction with the environment. However, collecting datasets of ready-to-use demonstrations (states, actions and rewards) represents another source of challenge and, even when both states and actions are available, domain and structural differences between source agent, i.e. the agent from which we collect data, and the target agent (the learner) could hinder the actual usefulness of the dataset. More commonly, offline datasets come in the form of videos and therefore methods for the extraction of usable states, actions and rewards from videos are needed.

In this paper, we want to leverage videos of animals navigating the environment as offline datasets. We propose an hybrid approach which leverages agent interactions to extract ready-to-use demonstrations from videos and uses the extracted data to improve RL efficiency and performance. In order to accomplish our goal we address three main problems throughout the paper: (i) dealing with domain adaptation (DA) issues, (ii) dealing with videos as offline datasets and (iii) theoretically motivating off-policy learning algorithms.

Contributions: We start by formulating an adversarial DA algorithm [4] which maps both the offline dataset and the online interactions of the learning agent into a common subspace, allowing for the use of data from different domains. Further, we show a simple method based on supervised learning

to recover demonstrations (states, actions and rewards) from observations (states only) and finally, we re-derive weighted regression type of algorithms such as Relative Entropy Policy Search (REPS) [5], Maximum a posteriori Policy Optimization (MPO) [6], Advantage Weighted Regression (AWR) [7] and Advantage Weighted Actor Critic [8] (AWAC) in the light of a recent work on principled off-policy learning [9]. Note that, with respect to [9], we cannot use importance sampling (IS) in our formulation as the behavioral policy generating the data is unknown when learning from videos of animals. Our final algorithm Advantage Weighted Policy Optimization (AWPO) would indeed not require IS. We test our method in navigation tasks for both offline and online RL showing encouraging results.

Notation: Unless indicated, we use uppercase letters (e.g., S_t) for random variables, lowercase letters (e.g., s_t) for values of random variables, script letters (e.g., \mathcal{S}) for sets, and bold lowercase letters (e.g., θ) for vectors. Let $[t_1 : t_2]$ be the set of integers t such that $t_1 \leq t \leq t_2$; we write S_t such that $t_1 \leq t \leq t_2$ as $S_{t_1:t_2}$. We denote with $\mathbb{E}[\cdot]$ expectation, with $\mathbb{P}(\cdot)$ probability and with $\mathbb{D}_{\text{KL}}(\cdot||\cdot)$ the KL-divergence.

II. PRELIMINARIES

We consider an infinite-horizon discounted Markov Decision Process (MDP) defined by the tuple $(\mathcal{S}, \mathcal{A}, P, r, D, \gamma)$ where \mathcal{S} is the set of states and \mathcal{A} is the set of actions, both possibly infinite. $P : \mathcal{S} \times \mathcal{A} \rightarrow \Delta_{\mathcal{S}}$ is the transition probability function and $\Delta_{\mathcal{S}}$ denotes the space of probability distributions over \mathcal{S} . The function $r : \mathcal{S} \times \mathcal{A} \rightarrow \mathbb{R}$ maps state-action pairs to rewards. $D \in \Delta_{\mathcal{S}}$ is the initial state distribution and $\gamma \in [0, 1)$ the discount factor. We model the decision agent as a stationary policy $\pi : \mathcal{S} \rightarrow \Delta_{\mathcal{A}}$, where $\pi(a|s)$ is the probability of taking action a in state s . The goal is to choose a policy that maximizes the expected total discounted reward $J(\pi) = \mathbb{E}_{\tau}[\sum_{t=0}^{\infty} \gamma^t r(s_t, a_t)]$, where $\tau = (s_0, a_0, s_1, a_1, \dots)$ is a trajectory sampled according to $s_0 \sim D$, $a_t \sim \pi(\cdot|s_t)$ and $s_{t+1} \sim P(\cdot|s_t, a_t)$. A policy π induces a normalized discounted state visitation distribution d^{π} , where $d^{\pi}(s) = (1 - \gamma) \sum_{t=0}^{\infty} \gamma^t \mathbb{P}(s_t = s | D, \pi, P)$. We define the corresponding normalized discounted state-action visitation distribution as $\mu^{\pi}(s, a) = d^{\pi}(s) \pi(a|s)$. We denote the state value function of π as $V^{\pi}(s) = \mathbb{E}_{\tau \sim \pi}[\sum_{t=0}^{\infty} \gamma^t r(s_t, a_t) | S_0 = s]$, the state-action value function

$Q^\pi(s, a) = \mathbb{E}_{\tau \sim \pi} [\sum_{t=0}^{\infty} \gamma^t r(s_t, a_t) | S_0 = s, A_0 = a]$ and the advantage function as $A^\pi(s, a) = Q^\pi(s, a) - V^\pi(s)$. Finally, when a function is parameterized with parameters $\theta \in \Theta \subset \mathbb{R}^k$ we write π_θ .

III. DOMAIN ADAPTATION AND ACTIONS-REWARDS ESTIMATION FROM VIDEOS

Given $s \in \mathcal{S}$ a single or an aggregation of RGB frames, we can extract from videos in a source MDP the offline dataset $(s_S, s'_S)_{1:M}$ made only of observations. Further, we assume an isomorphism exists between the source MDP, from which collect the dataset, and the target MDP of the learner.

Assumption 1. Given a source MDP defined by the tuple $(\mathcal{S}_S, \mathcal{A}_S, P, r, D, \gamma)$ in which the source agent (an animal in our case) operates and a target MDP defined by $(\mathcal{S}_T, \mathcal{A}_T, P, r, D, \gamma)$, we assume there exist two invertible functions $\iota_o : \mathcal{S}_S \rightarrow \mathcal{S}_T$ and $\iota_a : \mathcal{A}_S \rightarrow \mathcal{A}_T$ such that $P(s'_T | s_T, a_T) = P(\iota_o(s'_S) | \iota_o(s_S), \iota_a(a_S))$.

Under assumption 1, we can build an algorithm which collects data from the source MDP and learns in the target. Moreover, we assume the dataset $(s_S, s'_S)_{1:M}$ depicts an optimal behavior with respect to the reward function r which is shared by both the source and target MDPs.

A. Domain adaptation

In the following we focus on $\iota_o : \mathcal{S}_S \rightarrow \mathcal{S}_T$ in assumption 1 which provides a connection between the source state space \mathcal{S}_S and the target \mathcal{S}_T . In order to leverage data collected in \mathcal{S}_S for learning in \mathcal{S}_T , we have two main alternatives: either directly estimating ι_o or mapping both \mathcal{S}_S and \mathcal{S}_T in a common lower dimensional subspace \mathcal{H} . In the specific case of learning from videos, estimating ι_o can be accomplished using unpaired image-to-image translation as done in [10, 11, 12]. However, image-to-image translation is an expensive approach which requires large datasets and a conspicuous amount of iterations. As a result, we opt for mapping both \mathcal{S}_S and \mathcal{S}_T in a common encoding subspace \mathcal{H} using the adversarial domain adaptation framework originally proposed in [4]. We define two different encoders $f_\delta^{\text{enc}} : \mathcal{S}_T \rightarrow \mathcal{H}$ and $f_\psi^{\text{enc}} : \mathcal{S}_S \rightarrow \mathcal{H}$ and sample from the source MDP $\{s_S^{(i)}\}_{i=1}^m \sim (s_S, s'_S)_{1:M}$ and from the target MDP $\{s_T^{(i)}\}_{i=1}^m \sim d^{\pi_{\theta_k}}$. Our adversarial DA step consists in the following min-max game

$$\min_{\psi} \max_{\phi} \frac{1}{m} \sum_{i=1}^m [f_\phi^{\text{disc}}(f_\delta^{\text{enc}}(s_T^{(i)})) - f_\phi^{\text{disc}}(f_\psi^{\text{enc}}(s_S^{(i)}))], \quad (1)$$

where $f_\phi^{\text{disc}} : \mathcal{H} \rightarrow \mathbb{R}$ is a discriminator function which classifies from which MDP (either target or source) the embedding $h \in \mathcal{H}$ has been generated and the source encoder $f_\psi^{\text{enc}} : \mathcal{S}_S \rightarrow \mathcal{H}$ works on making the classification step harder for the discriminator. At optimality, the discriminator is no longer able to distinguish from which MDP the embedding h has been generated meaning that both \mathcal{S}_S and \mathcal{S}_T have been mapped into the same common subspace \mathcal{H} . Note that, eq. 1 is the Wasserstein loss as introduced in [13]. We prefer this

loss to the original binary cross-entropy in [14] for stability reasons.

B. Actions and Rewards estimation

Assume we have the following encoders $f_\delta^{\text{enc}} : \mathcal{S}_T \rightarrow \mathcal{H}$ and $f_\psi^{\text{enc}} : \mathcal{S}_S \rightarrow \mathcal{H}$ for the target and source MDPs respectively and a set of observations from the source MDP $(s_S, s'_S)_{1:M}$. Source actions $(a_S)_{1:M}$ and rewards $(r_S)_{1:M}$ can be estimated via supervised learning. Specifically, we define two inverse models $f_\chi^{\text{ia}} : \mathcal{H} \times \mathcal{H} \rightarrow \Delta_{\mathcal{A}}$ and $f_\zeta^{\text{ir}} : \mathcal{H} \times \mathcal{H} \rightarrow \mathbb{R}$ for actions and rewards respectively, collect learner interactions $(s_T, a_T, s'_T, r_T)_{1:N}$ in the target MDP and train the two inverse models in order to minimize the following losses

$$\begin{aligned} \mathcal{L}^{\text{ia}}(\chi) &= \|a_T - f_\chi^{\text{ia}}(f_\delta^{\text{enc}}(s_T), f_\delta^{\text{enc}}(s'_T))\|^2, \\ \mathcal{L}^{\text{ir}}(\zeta) &= \|r_T - f_\zeta^{\text{ir}}(f_\delta^{\text{enc}}(s_T), f_\delta^{\text{enc}}(s'_T))\|^2. \end{aligned} \quad (2)$$

We then sample $\hat{a}_S \sim f_\chi^{\text{ia}}(f_\psi^{\text{enc}}(s_S), f_\psi^{\text{enc}}(s'_S))$ and compute $\hat{r}_S = f_\zeta^{\text{ir}}(f_\psi^{\text{enc}}(s_S), f_\psi^{\text{enc}}(s'_S))$ obtaining a set of demonstrations $(f_\psi^{\text{enc}}(s_S), \hat{a}_S, f_\psi^{\text{enc}}(s'_S), \hat{r}_S)_{1:M}$ suitable for learning in the target MDP. Note that, the learning agent will end-up using the following set of joint offline data and online interactions

$$(f_\psi^{\text{enc}}(s_S), \hat{a}_S, f_\psi^{\text{enc}}(s'_S), \hat{r}_S) \cup (f_\delta^{\text{enc}}(s_T), a_T, f_\delta^{\text{enc}}(s'_T), r_T) \quad (3)$$

where both s_S and s_T , the RGB frames observations, are encoded in the embedding space \mathcal{H} for domain adaptation purposes. Moreover, recall we assume the demonstrating agent in the source MDP to be a quasi-optimal expert, we add therefore a small constant bonus r_i to \hat{r}_S in order to encourage the learning agent to follow the demonstrating agent and to compensate for reward sparsity. This solution, based on inverse models, learner's interactions and supervised learning, has been quite studied in the literature and we refer to [15, 16, 17] for more details.

IV. ADVANTAGE WEIGHTED POLICY OPTIMIZATION

After addressing domain adaptation and actions-rewards estimation, we obtain the set of data in (3) made of joint offline data and online interactions. The final challenge in order to successfully leverage videos of animals in RL is determining the proper algorithm able to learn from off-policy data. We start by stating some important results instrumental for our derivations.

Policy improvement lower bound: Our starting point is the policy improvement lower bound originally developed in [18] and refined in [19].

Theorem 1 ([19]). Consider the current policy π_k . For any future policy π we have

$$\begin{aligned} J(\pi) - J(\pi_k) &\geq \frac{1}{1-\gamma} \mathbb{E}_{(s,a) \sim \mu^{\pi_k}} \left[\frac{\pi(a|s)}{\pi_k(a|s)} A^{\pi_k}(s, a) \right] \\ &\quad - \frac{2\gamma C^{\pi, \pi_k}}{(1-\gamma)^2} \mathbb{E}_{s \sim d^{\pi_k}} [TV(\pi_k, \pi)(s)], \end{aligned} \quad (4)$$

where $C^{\pi, \pi_k} = \max_{s \in \mathcal{S}} |\mathbb{E}_{a \sim \pi(\cdot|s)} [A^{\pi_k}(s, a)]|$ and $TV(\pi_k, \pi) = \frac{1}{2} \int_{a \in \mathcal{A}} |\pi_k(a|s) - \pi(a|s)| da$ is the total

variation distance between the distributions $\pi_k(\cdot|s)$ and $\pi(\cdot|s)$.

Theorem 1 has been further generalized for the off-policy setting in [9] in order to allow for expectations with respect to any behavioral policy.

Theorem 2 ([9]). Consider the current policy π_k and the behavioral policy β . For any future policy π we have

$$J(\pi) - J(\pi_k) \geq \frac{1}{1-\gamma} \mathbb{E}_{(s,a) \sim \mu^\beta} \left[\frac{\pi(a|s)}{\beta(a|s)} A^{\pi_k}(s, a) \right] - \frac{2\gamma C^{\pi, \pi_k}}{(1-\gamma)^2} \mathbb{E}_{s \sim d^\beta} [TV(\beta, \pi)(s)] \quad (5)$$

where C^{π, π_k} and $TV(\beta, \pi)$ are defined as in Theorem 1.

The first term on the right-hand side in both (4) and (5) is referred to as the surrogate objective, while the second is a penalty term or a soft constraint. Note that both Theorem 1 and Theorem 2 show that, enforcing any future policy π to stay close to the behavioral policy π_k or β , a monotonic policy improvement is guaranteed. For practical purposes, the following surrogate optimization problem for Theorem 1 is derived in [20]

$$\max_{\pi} \mathbb{E}_{(s,a) \sim \mu^{\pi_k}} \left[\frac{\pi(a|s)}{\pi_k(a|s)} A^{\pi_k}(s, a) \right], \quad (6)$$

$$\mathbb{E}_{s \sim d^{\pi_k}} [\mathbb{D}_{\text{KL}}(\pi_k(\cdot|s) || \pi(\cdot|s))] \leq \epsilon.$$

Based on (6), the popular on-policy Proximal Policy Optimization (PPO) [21] and its off-policy version Generalized PPO (GePPO) in [9] are formalized. We provide a thorough review on the state-of-art algorithms commonly adopted in deep RL and of their connections with Theorems 1 and 2 in the appendix.

AWPO derivations: In the following, we focus on deriving from Theorem 2 an off-policy algorithm which we call Advantage Weighted Policy Optimization (AWPO). This belongs to the family of weighted regression algorithms and have strong similarities with REPS, MPO, AWR and AWAC to mention some of them. The main source of difference lies in the way the algorithm is derived and in the need for an off-policy Advantage Estimation. We start from the lower bound in Theorem 2 and proceed analogously to [19]. Note that, the total variation distance is a metric [22], hence $TV(\beta, \pi)(s) = TV(\pi, \beta)(s)$. Through Pinsker’s inequality [23] we get $TV(\pi, \beta)(s) \leq \sqrt{\mathbb{D}_{\text{KL}}(\pi || \beta)(s)/2}$ and combined with Jensen’s inequality yields

$$\mathbb{E}_{s \sim d^\beta} [TV(\pi, \beta)(s)] \leq \mathbb{E}_{s \sim d^\beta} \left[\sqrt{\frac{1}{2} \mathbb{D}_{\text{KL}}(\pi || \beta)(s)} \right] \leq \sqrt{\frac{1}{2} \mathbb{E}_{s \sim d^\beta} [\mathbb{D}_{\text{KL}}(\pi || \beta)(s)]},$$

from which we get the surrogate problem in (7) where β is any behavioral policy.

$$\max_{\pi} \mathbb{E}_{s \sim d^\beta} \left[\mathbb{E}_{a \sim \pi(\cdot|s)} [A^{\pi_k}(s, a)] \right], \quad (7)$$

$$\mathbb{E}_{s \sim d^\beta} [\mathbb{D}_{\text{KL}}(\pi(\cdot|s) || \beta(\cdot|s))] \leq \epsilon.$$

By converting the KL-divergence in (7) as a soft constraint and solving the Lagrangian problem in closed form, we obtain the following optimal solution

$$\pi^*(a|s) = \beta(a|s) \exp \left(\frac{A^{\pi_k}(s, a)}{\lambda} \right) \frac{1}{Z(s)},$$

where $Z(s)$ is a normalizing factor ensuring $\pi^*(\cdot|s)$ is a probability distribution. Further, we project π^* on the manifold of function approximations parameterized by θ . Given π_{θ_k} the policy parameterized by θ_k at step k , for $k+1$ we obtain

$$\theta_{k+1} = \arg \max_{\theta} \mathbb{E}_{(s,a) \sim \mu^\beta} \left[\log \pi_{\theta}(a|s) \exp \left(\frac{A^{\pi_{\theta_k}}(s, a)}{\lambda} \right) \right]. \quad (8)$$

We defer to the appendix more details on this derivation.

Remark 1 (Novelty). We show direct connection with the generalized policy improvement in Theorem 2 which is a missing piece in all the aforementioned literature [5, 6, 7, 8]. Moreover, a novel small nuance of our formulation is the need for off-policy policy evaluation since we make use of samples from β to compute $A^{\pi_{\theta_k}}$ for the current policy π_{θ_k} .

Remark 2 (Off-policy policy evaluation). Off-policy policy evaluation is defined as leveraging data generated by a behavioral policy β to evaluate the performance metric of the evaluation policy π_{θ_k} (cf. [23]). Well known algorithms for off-policy policy evaluation are Retrace in [24], V-trace in [25] and UnO in [23]. All of these require however importance sampling (IS) correction, which implies knowledge of β . When learning from videos of animals, β is unknown and cannot be estimated using Imitation Learning as in [26, 27] given the absence of actions. A preferable alternative is to avoid IS correction. Thus, we identify and test three main algorithms for off-policy evaluation which do not perform IS correction, these are: Tree-Backup Lambda (TBL) [28], Harutyunyan Q-Lambda (HQL) [29] and Peng Q-Lambda (PQL) [30]. We refer to [23, 24, 31] for additional details on policy evaluation with off-policy correction.

The full algorithm, consisting in: DA step, source actions-rewards estimation and off-policy RL is summarized in Algorithm 1.

V. EXPERIMENTS

We conduct a series of experiments in order to gradually evaluate all the single pieces of our algorithm. We focus on 2D navigation tasks with sparse rewards and run tests on offline RL in order to assess the offline performance of AWPO with different Advantage Estimation algorithms. Then, we continue testing Algorithm 1 in RL with offline observations without DA, with simplified DA (environment in Fig. 1a as target and Fig. 1b as source for both these experiments) and finally with hard DA where the rodent video in Fig. 2 is used as offline dataset (Fig. 1a for target and Fig. 1c for source). For all the implementations details for both the offline¹ and

¹https://github.com/VittorioGiammarino/Offline_RL_pytorch.git

Algorithm 1: AWPO from Videos w/ Adv Domain Adaptation

Input: $(s_S, s'_S)_{1:M}$, π_θ , f_ψ^{enc} , f_δ^{enc} , f_ϕ^{disc} , f_χ^{ia} , f_ζ^{ir} , r_i , α , λ , K , N .

for $k = 1, K - 1$ **do**

$(s_T, a_T, s'_T, r_T)_{1:N} \sim \pi_{\theta_k}$

Adv DA in (1),

\hat{a}_S and \hat{r}_S estimation as in (2),

set $\hat{r}_S = f_\zeta^{\text{ir}}(f_\psi^{\text{enc}}(s_S), f_\psi^{\text{enc}}(s'_S)) + r_i$

Given the data \mathcal{D} in (3) where $h \leftarrow f_\phi^{\text{enc}}(s)$:

Perform $A^{\pi_{\theta_k}}(h, a)$ estimation,

$\theta_{k+1} =$

$$\theta_k + \alpha \nabla_{\theta} \mathbb{E}_{\mathcal{D}} \left[\log \pi_{\theta}(a|h) \exp \left(\frac{A^{\pi_{\theta_k}}(h, a)}{\lambda} \right) \right]$$

$\theta_k \leftarrow \theta_{k+1}$

$\theta \leftarrow \theta_K$

return π_{θ}

online² experiments we defer to the code. In a nutshell, the encoders are 3 layers Convolutional Neural Networks (CNN) and discriminator, policy network, critic network and inverse models are MultiLayer Perceptrons (MLP) with a single hidden layer.

A. Offline RL

In the following we test AWPO with different advantage estimation techniques. In addition to the aforementioned HQL [29], PQL [30] and TBL [28], which perform IS free off-policy correction to compensate for the use of off-policy data without knowing β , we also test Generalized Advantage Estimation (GAE) [33] which does not perform off-policy correction. Moreover, we compare AWPO against the offline RL baselines Soft-Actor Critic (SAC) [34], Behavioral Cloning (BC) [35], AWAC [8] and the state-of-the-art TD3+BC [36]. We focus on the navigation tasks available in the popular library "Datasets for Deep Data-Driven RL" [3]. The full results are in Table I and show all the different versions of AWPO matching SOTA performance. Note that, in these experiments, the datasets are made of demonstrations (state, actions and rewards) and do not require any DA step.

B. Online RL

We focus on the 2D navigation task in Fig. 1a as target MDP, where the state $s_T \in \mathcal{S}_T$ is the 128×128 RGB image showing the full grid and the goal is to reach the bottom right corner labelled by the green square. We run all the experiments for 400k training steps and evaluate the policy every 4k steps for 10 episodes. This procedure is repeated for 10 different random seeds. Table II summarizes the final results where we report the reward obtained at the end of the training process and averaged over episodes and seeds. Note that, almost all the different versions of AWPO benefit from the

TABLE I: Offline RL experiments. The reported reward is averaged over the final 10 evaluations and 10 seeds. Each trial consists of 200 iterations and during each iteration 30k offline samples are used for training.

	maze2d-large	medium	
		antmaze-diverse	antmaze-play
BC	277.3 \pm 134.8	0.35 \pm 0.33	0.46 \pm 0.28
AWPO+GAE	214.7 \pm 126.5	0.43 \pm 0.29	0.48 \pm 0.18
AWAC	270.6 \pm 144.6	-	-
AWPO+HQL	262.8 \pm 109.8	0.44 \pm 0.16	0.43 \pm 0.2
AWPO+PQL	300.3 \pm 74.2	0.43 \pm 0.27	0.63 \pm 0.26
AWPO+TBL	204.2 \pm 98.3	0.36 \pm 0.21	0.46 \pm 0.24
SAC	186.02 \pm 105.5	-	-
TD3+BC	321.1 \pm 157.7	0.16 \pm 0.2	0.43 \pm 0.35

TABLE II: Online RL experiments. The reported reward is averaged over the final 10 evaluations and 10 seeds. Each experiment consists of 400k training steps. In RL only we focus on simple RL where we make no use of off-policy data or offline datasets. In RL+1b we collect an expert video in Fig. 1b and leverage this dataset without explicit DA step. Similarly in RL+1b+DA where however we use a DA step and set $r_i = 0.01$. Finally, in RL+1c+DA (1) and RL+1c+DA (2) we use the video in Fig. 2 as offline dataset and we set $r_i = 0.01$ for the former and $r_i = 0.005$ for the latter.

	AWPO +			
	GAE	HQL	PQL	TBL
RL only	.71 \pm .09	.02 \pm .04	.01 \pm .03	0
RL+1b	.04 \pm .07	.08 \pm .16	.13 \pm .20	.03 \pm .06
RL+1b+DA	.44 \pm .29	.36 \pm .27	.35 \pm .26	.26 \pm .23
RL+1c+DA (1)	.27 \pm .26	.28 \pm 0.24	.39 \pm .24	.25 \pm .16
RL+1c+DA (2)	.42 \pm .32	.26 \pm .23	.21 \pm .18	.27 \pm .26

introduction of videos as offline dataset when associated with DA. In particular, Algorithm 1 combined with AWPO+HQL, AWPO+PQL and AWPO+TBL always outperforms its RL only counterpart. However, when we turn the DA step off, as in the 2nd row in Table II, we observe limited benefit in leveraging offline videos. The only exception is given by AWPO+GAE which shows great stability in its RL only version (only .09 of standard deviation) and higher instability when associated with offline datasets which leads to lower average performance. We include plots of the training curves for each experiment in the appendix.

VI. CONCLUSIONS

This paper analyzes the challenges of using videos in RL as offline datasets in order to increase learning efficiency and performance. The main problems we identify consist in dealing with domain discrepancies between source and target domains, learning from offline observations rather than demonstrations and being able to opportunely accomplish off-policy learning. For domain discrepancies we mean using data collected in conditions which are not necessarily the one encountered by the learning agent. As described in Assumption 1, we allow for structural differences in \mathcal{S} and \mathcal{A} and our DA step works on

²<https://github.com/VittorioGiammarino/Leveraging-Videos-of-Rodent-Behavior-to-Accelerate-Reinforcement-Learning-from-Pixels-in-Navigation.git>

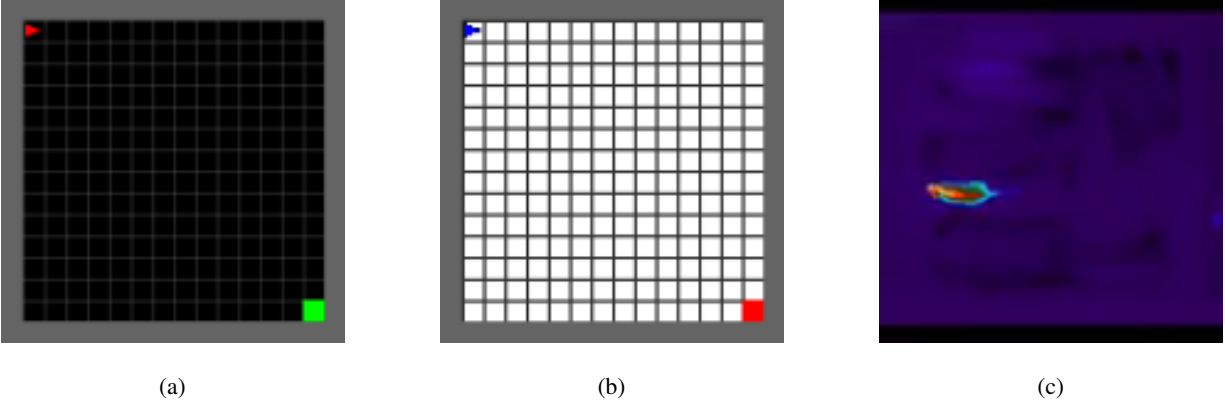


Fig. 1: Environments used for our online RL experiments. Fig. 1a shows the target MDP. Fig 1b and Fig. 1c show two different source MDP from which we collect videos used as offline datasets in Algorithm 1. For both the environments in 1a and Fig 1b we rely on the open-source library minigrid [32]

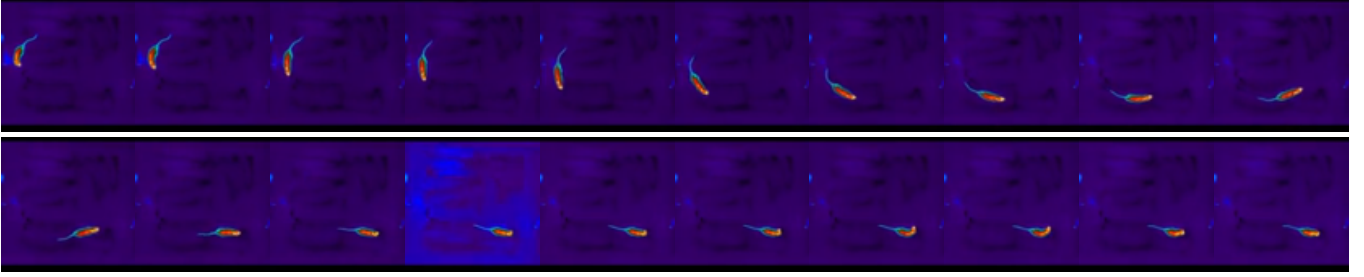


Fig. 2: Frames from the video used as offline dataset. The video consists in a top view of a rodent foraging in an empty maze.

smoothing these discrepancies transforming the offline dataset in order to make it exploitable by the learning agent. The importance of this step is evident in Table II for the Fig. 1b experiments. Furthermore, learning from offline observations deals with the problem of estimating actions and rewards from static dataset made of observations only. Our solution is based on inverse models trained using supervised learning and learner’s interactions. Finally, considering recent works on principled off-policy learning, we re-derive the AWPO algorithm and test it with and without offline videos on a series of challenging scenarios. Future works will focus on improving each individual step and test our solutions not only in navigation but also for learning locomotion and manipulation.

REFERENCES

- [1] Richard S Sutton and Andrew G Barto. *Reinforcement learning: An introduction*. MIT press, 2018.
- [2] Gabriel Dulac-Arnold, Daniel Mankowitz, and Todd Hester. “Challenges of real-world reinforcement learning”. In: *arXiv preprint arXiv:1904.12901* (2019).
- [3] Justin Fu, Aviral Kumar, Ofir Nachum, George Tucker, and Sergey Levine. “D4rl: Datasets for deep data-driven reinforcement learning”. In: *arXiv preprint arXiv:2004.07219* (2020).
- [4] Eric Tzeng, Judy Hoffman, Kate Saenko, and Trevor Darrell. “Adversarial discriminative domain adaptation”. In: *Proceedings of the IEEE conference on computer vision and pattern recognition*. 2017, pp. 7167–7176.
- [5] Jan Peters, Katharina Mulling, and Yasemin Altun. “Relative entropy policy search”. In: *Twenty-Fourth AAAI Conference on Artificial Intelligence*. 2010.
- [6] Abbas Abdolmaleki, Jost Tobias Springenberg, Yuval Tassa, Remi Munos, Nicolas Heess, and Martin Riedmiller. “Maximum a posteriori policy optimisation”. In: *arXiv preprint arXiv:1806.06920* (2018).
- [7] Xue Bin Peng, Aviral Kumar, Grace Zhang, and Sergey Levine. “Advantage-weighted regression: Simple and scalable off-policy reinforcement learning”. In: *arXiv preprint arXiv:1910.00177* (2019).
- [8] Ashvin Nair, Abhishek Gupta, Murtaza Dalal, and Sergey Levine. “Awac: Accelerating online reinforcement learning with offline datasets”. In: *arXiv preprint arXiv:2006.09359* (2020).
- [9] James Queeney, Ioannis Paschalidis, and Christos Cassandras. “Generalized Proximal Policy Optimization with Sample Reuse”. In: *Advances in Neural Information Processing Systems* 34 (2021).
- [10] Jun-Yan Zhu, Taesung Park, Phillip Isola, and Alexei A Efros. “Unpaired image-to-image translation using cycle-

- consistent adversarial networks”. In: *Proceedings of the IEEE international conference on computer vision*. 2017, pp. 2223–2232.
- [11] Ananya Harsh Jha, Saket Anand, Maneesh Singh, and VSR Veeravasaru. “Disentangling factors of variation with cycle-consistent variational auto-encoders”. In: *Proceedings of the European Conference on Computer Vision (ECCV)*. 2018, pp. 805–820.
- [12] Taesung Park, Alexei A Efros, Richard Zhang, and Jun-Yan Zhu. “Contrastive learning for unpaired image-to-image translation”. In: *European conference on computer vision*. Springer. 2020, pp. 319–345.
- [13] Martin Arjovsky, Soumith Chintala, and Léon Bottou. “Wasserstein generative adversarial networks”. In: *International conference on machine learning*. PMLR. 2017, pp. 214–223.
- [14] Ian J Goodfellow, Jean Pouget-Abadie, Mehdi Mirza, Bing Xu, David Warde-Farley, Sherjil Ozair, Aaron Courville, and Yoshua Bengio. “Generative Adversarial Nets”. In: *stat* 1050 (2014), p. 10.
- [15] Faraz Torabi, Garrett Warnell, and Peter Stone. “Behavioral cloning from observation”. In: *arXiv preprint arXiv:1805.01954* (2018).
- [16] Karl Schmeckpeper, Oleh Rybkin, Kostas Daniilidis, Sergey Levine, and Chelsea Finn. “Reinforcement learning with videos: Combining offline observations with interaction”. In: *arXiv preprint arXiv:2011.06507* (2020).
- [17] Deepak Pathak, Pulkit Agrawal, Alexei A Efros, and Trevor Darrell. “Curiosity-driven exploration by self-supervised prediction”. In: *International conference on machine learning*. PMLR. 2017, pp. 2778–2787.
- [18] Sham Kakade and John Langford. “Approximately optimal approximate reinforcement learning”. In: *In Proc. 19th International Conference on Machine Learning*. Citeseer. 2002.
- [19] Joshua Achiam, David Held, Aviv Tamar, and Pieter Abbeel. “Constrained policy optimization”. In: *International conference on machine learning*. PMLR. 2017, pp. 22–31.
- [20] John Schulman, Sergey Levine, Pieter Abbeel, Michael Jordan, and Philipp Moritz. “Trust region policy optimization”. In: *International conference on machine learning*. PMLR. 2015, pp. 1889–1897.
- [21] John Schulman, Filip Wolski, Prafulla Dhariwal, Alec Radford, and Oleg Klimov. “Proximal policy optimization algorithms”. In: *arXiv preprint arXiv:1707.06347* (2017).
- [22] Alexandre B Tsybakov. “On nonparametric estimation of density level sets”. In: *The Annals of Statistics* 25.3 (1997), pp. 948–969.
- [23] Yash Chandak, Scott Niekum, Bruno da Silva, Erik Learned-Miller, Emma Brunskill, and Philip S Thomas. “Universal off-policy evaluation”. In: *Advances in Neural Information Processing Systems* 34 (2021).
- [24] Rémi Munos, Tom Stepleton, Anna Harutyunyan, and Marc Bellemare. “Safe and efficient off-policy reinforcement learning”. In: *Advances in neural information processing systems* 29 (2016).
- [25] Lasse Espeholt, Hubert Soyer, Remi Munos, Karen Simonyan, Vlad Mnih, Tom Ward, Yotam Doron, Vlad Firoiu, Tim Harley, Iain Dunning, et al. “Impala: Scalable distributed deep-rl with importance weighted actor-learner architectures”. In: *International Conference on Machine Learning*. PMLR. 2018, pp. 1407–1416.
- [26] Ilya Kostrikov, Rob Fergus, Jonathan Tompson, and Ofir Nachum. “Offline reinforcement learning with fisher divergence critic regularization”. In: *International Conference on Machine Learning*. PMLR. 2021, pp. 5774–5783.
- [27] Vittorio Giammarino, Matthew F Dunne, Kylie N Moore, Michael E Hasselmo, Chantal E Stern, and Ioannis Ch Paschalidis. “Learning from humans: combining imitation and deep reinforcement learning to accomplish human-level performance on a virtual foraging task”. In: *arXiv preprint arXiv:2203.06250* (2022).
- [28] Doina Precup. “Eligibility traces for off-policy policy evaluation”. In: *Computer Science Department Faculty Publication Series* (2000), p. 80.
- [29] Anna Harutyunyan, Marc G Bellemare, Tom Stepleton, and Rémi Munos. “Q (λ) with Off-Policy Corrections”. In: *International Conference on Algorithmic Learning Theory*. Springer. 2016, pp. 305–320.
- [30] Jing Peng and Ronald J Williams. “Incremental multi-step Q-learning”. In: *Machine Learning Proceedings 1994*. Elsevier, 1994, pp. 226–232.
- [31] Tadashi Kozuno, Yunhao Tang, Mark Rowland, Rémi Munos, Steven Kapturowski, Will Dabney, Michal Valko, and David Abel. “Revisiting Peng’s Q (λ) for Modern Reinforcement Learning”. In: *International Conference on Machine Learning*. PMLR. 2021, pp. 5794–5804.
- [32] Maxime Chevalier-Boisvert, Lucas Willems, and Suman Pal. *Minimalistic Gridworld Environment for Gymnasium*. <https://github.com/Farama-Foundation/MiniGrid>. 2018.
- [33] John Schulman, Philipp Moritz, Sergey Levine, Michael Jordan, and Pieter Abbeel. “High-dimensional continuous control using generalized advantage estimation”. In: *arXiv preprint arXiv:1506.02438* (2015).
- [34] Tuomas Haarnoja, Aurick Zhou, Kristian Hartikainen, George Tucker, Sehoon Ha, Jie Tan, Vikash Kumar, Henry Zhu, Abhishek Gupta, Pieter Abbeel, et al. “Soft actor-critic algorithms and applications”. In: *arXiv preprint arXiv:1812.05905* (2018).
- [35] Takayuki Osa, Joni Pajarinen, Gerhard Neumann, J Andrew Bagnell, Pieter Abbeel, Jan Peters, et al. “An algorithmic perspective on imitation learning”. In: *Foundations and Trends® in Robotics* 7.1-2 (2018), pp. 1–179.
- [36] Scott Fujimoto and Shixiang Shane Gu. “A minimalist approach to offline reinforcement learning”. In: *Advances in neural information processing systems* 34 (2021), pp. 20132–20145.

- [37] Vijay Konda and John Tsitsiklis. “Actor-critic algorithms”. In: *Advances in neural information processing systems* 12 (1999).
- [38] Richard S Sutton, David McAllester, Satinder Singh, and Yishay Mansour. “Policy gradient methods for reinforcement learning with function approximation”. In: *Advances in neural information processing systems* 12 (1999).
- [39] Volodymyr Mnih, Koray Kavukcuoglu, David Silver, Alex Graves, Ioannis Antonoglou, Daan Wierstra, and Martin Riedmiller. “Playing atari with deep reinforcement learning”. In: *arXiv preprint arXiv:1312.5602* (2013).
- [40] Scott Fujimoto, Herke Hoof, and David Meger. “Addressing function approximation error in actor-critic methods”. In: *International conference on machine learning*. PMLR, 2018, pp. 1587–1596.

VII. APPENDIX

A. An overview of online RL algorithms

In this section, we provide an overview of the RL algorithms we considered throughout the paper. We focus on actor-critic structures [37] where in addition to a policy network π_{θ} , parameterized by a function approximation with weights θ , we also use a critic network, either $V_{\theta_V}(s)$ or $Q_{\theta_Q}(s, a)$, parameterized by θ_V or θ_Q . All the algorithms presented here update the actor via policy gradient [38] and the critic by minimizing the mean-squared error between the critic network value and a target value as in [39].

We classify actor-critic algorithms in three main categories: pure off-policy algorithms, which rely on old transitions stored in a replay buffer; pure on-policy algorithms, which use only transitions generated by the current policy; and hybrid methods, which can be easily adapted to both the updates.

B. Off-policy methods

We consider SAC and Twin Deep Delayed Deterministic Policy Gradient (TD3) [40]. Both algorithms, at each iteration, sample transitions (s, a, r, s', a') from a replay buffer \mathcal{D} and solve a version of the following problem

$$\theta_{k+1} = \arg \max_{\theta_k} \mathbb{E}_{s \sim \mathcal{D}} [\mathbb{E}_{a \sim \pi_{\theta_k}} [Q_{\theta_Q}(s, a)]] , \quad (9)$$

where θ_Q is computed as follows

$$\begin{aligned} y_k &= \mathbb{E}_{s' \sim \mathcal{D}} [r + \gamma \mathbb{E}_{a' \sim \pi_{\theta_k}} [Q_{\theta_Q}(s', a')]] \\ \theta_Q &= \arg \min_{\theta_Q} \mathbb{E}_{(s, a) \sim \mathcal{D}} [(y_k - Q_{\theta_Q}(s, a))^2] . \end{aligned} \quad (10)$$

Specifically, SAC augments the objective with an entropy term $\mathcal{H} = \mathbb{E}_{a \sim \pi_{\theta_k}} [-\log \pi_{\theta_k}(s, a)]$ to incentive wider exploration while TD3 uses a series of mechanisms to address function approximation error. We defer to [34] and [40] for more details. These approaches are really successful in practice but are not backed up by some theoretical analysis.

C. On-policy methods

We consider Proximal Policy Optimization (PPO) in [21].

Given a current policy π_k , as showed in [18], for any future policy π we have

$$J(\pi) - J(\pi_k) = \frac{1}{1 - \gamma} \mathbb{E}_{s \sim d^{\pi}} \left[\mathbb{E}_{a \sim \pi(\cdot|s)} [A^{\pi_k}(s, a)] \right] , \quad (11)$$

From which follows the result in Theorem 1

$$\begin{aligned} J(\pi) - J(\pi_k) &\geq \frac{1}{1 - \gamma} \mathbb{E}_{(s, a) \sim \mu^{\pi_k}} \left[\frac{\pi(a|s)}{\pi_k(a|s)} A^{\pi_k}(s, a) \right] \\ &\quad - \frac{2\gamma C^{\pi, \pi_k}}{(1 - \gamma)^2} \mathbb{E}_{s \sim d^{\pi_k}} [\text{TV}(\pi_k, \pi)(s)] , \end{aligned} \quad (12)$$

where TV is the total variation distance defined as

$$\text{TV}(\pi_k, \pi)(s) = \frac{1}{2} \int_{a \in \mathcal{A}} |\pi_k(a|s) - \pi(a|s)| da . \quad (13)$$

The inequality in (12) shows that, provided a small TV between the current and future policies, the difference in expected return (aka expected improvement) is lower bounded by a positive value, which means we can guarantee a monotonic improvement throughout policy gradient iterations. By further combining Pinsker’s inequality with Jensen’s inequality the following holds

$$\begin{aligned} \mathbb{E}_{s \sim d^{\pi_k}} [\text{TV}(\pi_k, \pi)(s)] &\leq \mathbb{E}_{s \sim d^{\pi_k}} \left[\sqrt{\frac{1}{2} \mathbb{D}_{\text{KL}}(\pi_k || \pi)} \right] \\ &\leq \sqrt{\frac{1}{2} \mathbb{E}_{s \sim d^{\pi_k}} \left[\mathbb{D}_{\text{KL}}(\pi_k || \pi) \right]} . \end{aligned}$$

The following problem is therefore proposed in [20] to maximize the lower bound in (12):

$$\begin{aligned} \max_{\pi} \quad &\mathbb{E}_{(s, a) \sim \mu^{\pi_k}} \left[\frac{\pi(a|s)}{\pi_k(a|s)} A^{\pi_k}(s, a) \right] , \\ &\mathbb{E}_{s \sim d^{\pi_k}} [\mathbb{D}_{\text{KL}}(\pi_k(\cdot|s) || \pi(\cdot|s))] \leq \epsilon . \end{aligned} \quad (14)$$

Furthermore, converting the hard KL constraint in a soft

constraint we get

$$\begin{aligned}
\pi &= \arg \max_{\pi} \mathbb{E}_{s \sim d^{\pi_k}} \left[\mathbb{E}_{a \sim \pi(\cdot|s)} [A^{\pi_k}(s, a)] \right] \\
&\quad + \alpha \left(\epsilon - \mathbb{E}_{s \sim d^{\pi_k}} [\mathbb{D}_{\text{KL}}(\pi_k(\cdot|s) || \pi(\cdot|s))] \right) \\
&= \arg \max_{\pi} \mathbb{E}_{s \sim d^{\pi_k}} \left[\mathbb{E}_{a \sim \pi(\cdot|s)} [A^{\pi_k}(s, a)] \right] \\
&\quad + \alpha \epsilon - \alpha \mathbb{E}_{s \sim d^{\pi_k}} \left[\int_{a \in \mathcal{A}} \pi_k(a|s) \log \frac{\pi_k(a|s)}{\pi(a|s)} da \right] \\
&= \arg \max_{\pi} \mathbb{E}_{s \sim d^{\pi_k}} \left[\mathbb{E}_{a \sim \pi(\cdot|s)} [A^{\pi_k}(s, a)] \right] \\
&\quad - \alpha \mathbb{E}_{s \sim d^{\pi_k}} \left[\int_{a \in \mathcal{A}} \pi_k(a|s) \log \frac{1}{\pi(a|s)} da \right] \\
&= \arg \max_{\pi} \mathbb{E}_{(s,a) \sim \mu^{\pi_k}} \left[\frac{\pi(a|s)}{\pi_k(a|s)} A^{\pi_k}(s, a) \right. \\
&\quad \left. + \alpha \log \pi(a|s) \right] \\
&= \arg \max_{\pi} \mathbb{E}_{s \sim d^{\pi_k}} \left[\mathbb{E}_{a \sim \pi_k} \left[\frac{\pi(a|s)}{\pi_k(a|s)} A^{\pi_k}(s, a) \right] \right. \\
&\quad \left. - \alpha \mathcal{H}(\pi_k, \pi) \right].
\end{aligned}$$

PPO [21] converts the previous into the following

$$\begin{aligned}
\max_{\pi} \mathcal{L}(\pi, \epsilon) &= \max_{\pi} \mathbb{E}_{(s,a) \sim \mu^{\pi_k}} \left[\min \left(\frac{\pi(a|s)}{\pi_k(a|s)} A^{\pi_k}(s, a), \right. \right. \\
&\quad \left. \left. \text{clip} \left(\frac{\pi(a|s)}{\pi_k(a|s)}, 1 - \epsilon, 1 + \epsilon \right) A^{\pi_k}(s, a) \right) \right].
\end{aligned}$$

Note that, given the use of importance sampling in the derivation, PPO is an algorithm which necessarily requires knowledge of the policy generating the data π_k .

D. AWPO derivations

In the following we derive AWPO. Similar steps lead to AWR [7], AWAC [8] and Generalized Proximal Policy Optimization (GePPO) [9]. We start again from the bound in Theorem 1. Note that, The total variation distance is a metric [22], which means

- $\text{TV}(\pi, \pi_k)(s) = 0$ iff $\pi = \pi_k \quad \forall a \in \mathcal{A}$,
- $\text{TV}(\pi, \pi_k)(s) = \text{TV}(\pi_k, \pi)(s)$,
- $\text{TV}(\pi, \pi_k)(s) \leq \text{TV}(\pi, \pi')(s) + \text{TV}(\pi', \pi_k)(s)$.

Considering the symmetric property (second bullet in the previous) eq. (12) can be rewritten as

$$\begin{aligned}
J(\pi) - J(\pi_k) &\geq \frac{1}{1 - \gamma} \mathbb{E}_{(s,a) \sim \mu^{\pi_k}} \left[\frac{\pi(a|s)}{\pi_k(a|s)} A^{\pi_k}(s, a) \right] \\
&\quad - \frac{2\gamma C^{\pi, \pi_k}}{(1 - \gamma)^2} \mathbb{E}_{s \sim d^{\pi_k}} [\text{TV}(\pi, \pi_k)(s)]
\end{aligned}$$

and the following holds as well

$$\begin{aligned}
\mathbb{E}_{s \sim d^{\pi_k}} [\text{TV}(\pi, \pi_k)(s)] &\leq \mathbb{E}_{s \sim d^{\pi_k}} \left[\sqrt{\frac{1}{2} \mathbb{D}_{\text{KL}}(\pi || \pi_k)} \right] \\
&\leq \sqrt{\frac{1}{2} \mathbb{E}_{s \sim d^{\pi_k}} [\mathbb{D}_{\text{KL}}(\pi || \pi_k)]}.
\end{aligned}$$

These passages yield the following surrogate problem

$$\begin{aligned}
\max_{\pi} \quad & \mathbb{E}_{s \sim d^{\pi_k}} \left[\mathbb{E}_{a \sim \pi(\cdot|s)} [A^{\pi_k}(s, a)] \right], \\
\mathbb{E}_{s \sim d^{\pi_k}} [\mathbb{D}_{\text{KL}}(\pi(\cdot|s) || \pi_k(\cdot|s))] &\leq \epsilon.
\end{aligned} \tag{15}$$

Note that $\mathbb{D}_{\text{KL}}(\pi(\cdot|s) || \pi_k(\cdot|s)) \neq \mathbb{D}_{\text{KL}}(\pi_k(\cdot|s) || \pi(\cdot|s))$. Therefore, despite having the same starting point, (14) and (15) lead to different algorithms.

We proceed as illustrated in [5], the hard KL constraint can be converted in a soft constraint, yielding

$$\begin{aligned}
\mathcal{L}(\pi, \lambda) &= \mathbb{E}_{s \sim d^{\pi_k}} \left[\mathbb{E}_{a \sim \pi(\cdot|s)} [A^{\pi_k}(s, a)] \right] \\
&\quad + \lambda \left(\epsilon - \mathbb{E}_{s \sim d^{\pi_k}} [\mathbb{D}_{\text{KL}}(\pi(\cdot|s) || \pi_k(\cdot|s))] \right).
\end{aligned}$$

We can rewrite this problem as

$$\begin{aligned}
\pi &= \arg \max_{\pi} \mathbb{E}_{s \sim d^{\pi_k}} \left[\mathbb{E}_{a \sim \pi(\cdot|s)} [A^{\pi_k}(s, a)] \right] \\
&\quad - \lambda \left(\mathbb{E}_{s \sim d^{\pi_k}} \left[\int_{a \in \mathcal{A}} \pi(a|s) \log \frac{\pi(a|s)}{\pi_k(a|s)} \right] \right), \\
&= \arg \max_{\pi} \mathbb{E}_{s \sim d^{\pi_k}} \left[\mathbb{E}_{a \sim \pi(\cdot|s)} [A^{\pi_k}(s, a) \right. \\
&\quad \left. - \lambda \log \pi(a|s) + \lambda \log \pi_k(a|s)] \right], \\
&= \arg \max_{\pi} \mathbb{E}_{s \sim d^{\pi_k}} \left[\mathbb{E}_{a \sim \pi(\cdot|s)} [A^{\pi_k}(s, a) \right. \\
&\quad \left. + \lambda \mathcal{H}(\pi) - \lambda \mathcal{H}(\pi, \pi_k)] \right].
\end{aligned}$$

Given all the terms expressed as an expectation of the functional $\pi(\cdot|s)$, we can solve the problem in closed form differentiating wrt π

$$\begin{aligned}
\frac{\partial \mathcal{L}(\pi, \lambda)}{\partial \pi} &= d^{\pi_k}(s) A^{\pi_k}(s, a) - \lambda d^{\pi_k}(s) \log \pi(a|s) \\
&\quad + \lambda d^{\pi_k}(s) \log \pi_k(a|s) - \lambda d^{\pi_k}(s).
\end{aligned}$$

We look for a stationary point by setting the differentiation equal to zero and we obtain

$$\begin{aligned}
\log \pi(a|s) &= \frac{A^{\pi_k}(s, a)}{\lambda} + \log \pi_k(a|s) - Z(s), \\
\pi^*(a|s) &= \pi_k(a|s) \exp \left(\frac{A^{\pi_k}(s, a)}{\lambda} \right) \frac{1}{Z(s)}.
\end{aligned}$$

Using a function approximation we need to project π^* on the function manifold as follows

$$\begin{aligned}
\theta^* &= \arg \min_{\theta} \mathbb{E}_{s \sim d^{\pi_k}} [\mathbb{D}_{\text{KL}}(\pi^* || \pi_{\theta})] \\
&= \arg \min_{\theta} \mathbb{E}_{s \sim d^{\pi_k}} \left[\mathbb{D}_{\text{KL}} \left(\pi_k(a|s) \exp \left(\frac{A^{\pi_k}(s, a)}{\lambda} \right) || \pi_{\theta}(a|s) \right) \right] \\
&= \arg \min_{\theta} \mathbb{E}_{s \sim d^{\pi_k}} \left[- \int_a \pi_k(a|s) \exp \left(\frac{A^{\pi_k}(s, a)}{\lambda} \right) \log \pi_{\theta}(a|s) da \right] \\
&= \arg \max_{\theta} \mathbb{E}_{s \sim d^{\pi_k}, a \sim \pi_k} \left[\log \pi_{\theta}(a|s) \exp \left(\frac{A^{\pi_k}(s, a)}{\lambda} \right) \right].
\end{aligned}$$

This last formulation is interesting since the only dependence on π_k is through the samples in the expectation.

According to how we estimate A^{π_k} either AWR, AWAC or AWPO are recovered which can allow for both on-policy and off-policy data. AWAC leverages the same structure as the presented off-policy algorithms where transitions are stored in a replay buffer, the critic Q_{θ_Q} is updated as in (10) and the actor updated via

$$\begin{aligned}
\theta_{k+1} &= \arg \max_{\theta} \mathbb{E}_{(s,a) \sim \mathcal{D}} \left[\log \pi_{\theta}(a|s) \exp \left(\frac{Q_{\theta_Q}(s, a) - \mathbb{E}_{a \sim \pi_{\theta}}[Q_{\theta_Q}(s, a)]}{\lambda} \right) \right]. \quad (16)
\end{aligned}$$

On the other hand, AWR starts from the observation that the replay buffer \mathcal{D} contains data collected from N previous policies $\{\pi_1, \dots, \pi_N\}$. Sampling from \mathcal{D} is then analogous to modeling the sampling policy as $\mu(a|s) = \frac{\sum_{i=1}^N w_i d_{\pi_i}(s) \pi_i(a|s)}{\sum_{j=1}^N w_j d_{\pi_j}(s)}$ where the weights $\sum_i w_i = 1$ specify the probabilities of selecting each policy π_i . The following surrogate problem is then proposed

$$\begin{aligned}
\max_{\pi} \quad & \mathbb{E}_{s \sim d^{\mu}} \left[\mathbb{E}_{a \sim \pi(\cdot|s)} [A^{\pi_i}(s, a)] \right], \\
\mathbb{E}_{s \sim d^{\mu}} [\mathbb{D}_{\text{KL}}(\pi(\cdot|s) || \mu(\cdot|s))] &\leq \epsilon, \quad (17)
\end{aligned}$$

where $d^{\mu} = \sum_{i=1}^N w_i d_{\pi_i}$. The resolution of this problem via the Lagrangian turns similar to (16). However, in [7] the advantage is computed as

$$\begin{aligned}
A^{\pi_i}(s, a) &= \mathcal{R}_{s,a}^{\pi_i} - \bar{V}, \\
\bar{V} &= \arg \min_V \sum_i w_i \mathbb{E}_{s \sim d^{\pi_i}, a \sim \pi_i} [||\mathcal{R}_{s,a}^{\pi_i} - V(s)||^2], \quad (18)
\end{aligned}$$

where $\mathcal{R}_{s,a}^{\pi_i}$ is a k-steps Monte Carlo estimate of the discounted expected reward following π_i . We notice that by averaging the previous k-steps advantage estimators we recover GAE in [33].

Finally, GePPO in [9] formalizes a principled way to use a replay buffer containing N previous policies $\{\pi_1, \dots, \pi_N\}$. Theorem 2 is proved in [9] and states that

$$\begin{aligned}
J(\pi) - J(\pi_k) &\geq \frac{1}{1-\gamma} \mathbb{E}_{(s,a) \sim \mu^{\pi_{\text{ref}}}} \left[\frac{\pi(a|s)}{\pi_{\text{ref}}(a|s)} A^{\pi_k}(s, a) \right] \\
&\quad - \frac{2\gamma C^{\pi, \pi_k}}{(1-\gamma)^2} \mathbb{E}_{s \sim d^{\pi_{\text{ref}}}} [\text{TV}(\pi, \pi_{\text{ref}})(s)],
\end{aligned}$$

In the previous we distinguish 3 policies: π which is any future policy, π_k which is the current policy and π_{ref} which is the actual behavioral policy. This result can be generalized for the case in which π_{ref} is a mixture of policies from previous iterations yielding

$$\begin{aligned}
J(\pi) - J(\pi_k) &\geq \frac{1}{1-\gamma} \sum_{i=1}^N w_i \mathbb{E}_{s \sim d^{\pi_i}, a \sim \pi_i} \left[\frac{\pi(a|s)}{\pi_i(a|s)} A^{\pi_k}(s, a) \right] \\
&\quad - \frac{2\gamma C^{\pi, \pi_k}}{(1-\gamma)^2} \sum_{i=1}^N w_i \mathbb{E}_{s \sim d^{\pi_i}, a \sim \pi_i} [\text{TV}(\pi, \pi_i)(s)]. \quad (19)
\end{aligned}$$

Theorem 2 justifies the use of a replay buffer storing previous experience and shows a difference in the formulation of the advantage function with respect to (18). The GePPO formulation shows A^{π_k} rather than A^{π_i} and uses an Advantage version of V-Trace [25] for off-policy policy evaluation. Note that both V-Trace and GePPO use importance sampling and therefore require knowledge of the behavioral policies $\{\pi_1, \dots, \pi_N\}$ used to generate the data stored in the buffer.

E. Experiments training curves

In the following we show the training curves for the experiments in Table II.

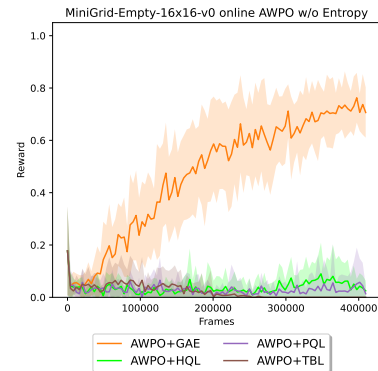
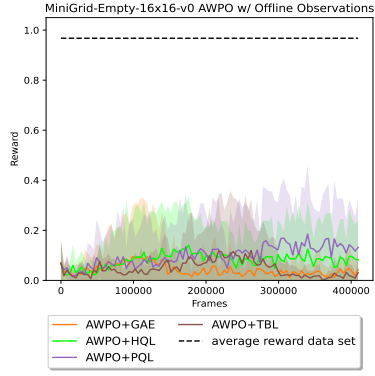
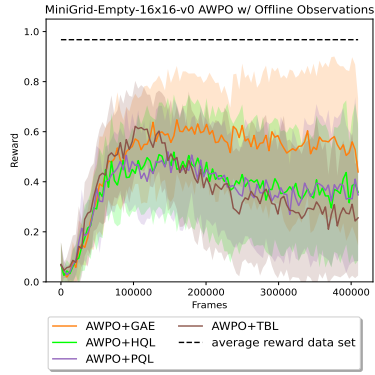


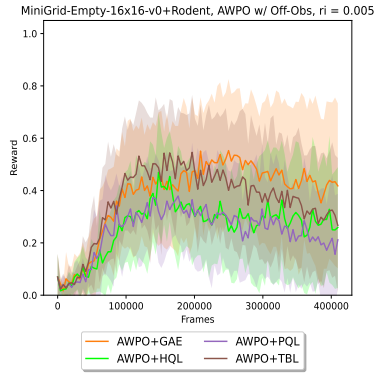
Fig. 3: Table II: RL only



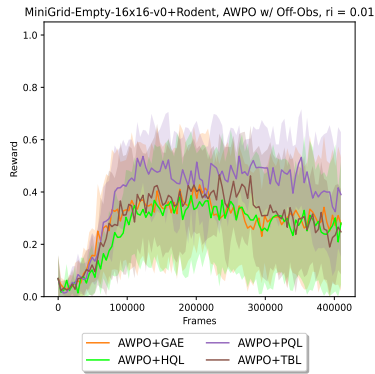
(a) RL+1b



(b) RL+1b+DA



(c) RL+1c+DA (1)



(d) RL+1c+DA (2)

Fig. 4: Table II