
CORPUS-BASED METAPHOR ANALYSIS THROUGH GRAPH THEORETICAL METHODS

Marie Teich

Max Planck Institute for Mathematics in the Sciences
Leipzig, Germany
marie.teich@mis.mpg.de

Wilmer Leal

Max Planck Institute for Mathematics in the Sciences
Bioinformatics Group, Department of Computer Science, Universität Leipzig
Leipzig, Germany
wilmer.leal@mis.mpg.de

Jürgen Jost

Max Planck Institute for Mathematics in the Sciences
Leipzig, Germany
The Santa Fe Institute
Santa Fe, New Mexico
jost@mis.mpg.de

ABSTRACT

As a contribution to metaphor analysis, we introduce a statistical, data-based investigation with empirical analysis of long-standing conjectures and a first-ever empirical exploration of the systematic features of metaphors. Conversely, this also makes metaphor theory available as a basis of meaning emergence that can be quantitatively explored and integrated into the framework of NLP.

Keywords Conceptual Metaphor Theory · Etymology, · Network Science · Statistical Analysis

1 Introduction

Metaphorically speaking, there is a wide river between computer based data analysis methods on one side and Cognitive Linguistics (CL) and especially Conceptual Metaphor Theory (CMT) on the other side. Every now and then, a small boat attempts to cross this river, but we now want to build a solid and lasting bridge. Less metaphorically, we need and want to address two different research communities at the same time, with different concepts, ways of thinking and arguing, and different discursive practices. To metaphor research, we present a statistical, data-based investigation with empirical analysis of long-standing conjectures and a first-ever empirical exploration of the systematic structure underlying metaphors. To the Natural Language Processing community, we introduce metaphor theory as a basis of meaning emergence that can be quantitatively explored and whose understanding and integration into NLP methodologies hold great potential.

1.1 Cognitive Linguistics and Data Analysis

Data driven linguistics is a very active and lively research field, but there exists a blind spot regarding the findings of Cognitive Linguistics [1, 2] (CL for short). CL is an actively developing branch of linguistics without an established closed canon. It depends on several widely accepted premises. The most important one is a unity of language and thought. This implies that language is not produced in a separate linguistic module of the brain, but is instead processed

and created by general cognitive mechanisms that are responsible for diverse cognitive tasks [3]. This has the important consequence that an understanding of linguistic structure offers a window into general principles of cognition.

Considering language in this way automatically links language research to many other areas of research. For example, with evolutionary anthropology, which studies the development and role of human cognition and communication [4]. More importantly for the focus of this work, however, it connects language to human biology, since meaning emerges in connection with and from the physical reality of humans, rather than in abstract isolation [5]. Both of these points make computational analysis particularly challenging if its aim is to enable computers to "understand meaning" by analyzing the internal structures of language. The absence of the evolutionary functions of language and the absence of a body as well as of basal human experience mean that, from the perspective of Cognitive Linguistics, a computer can only inadequately replicate the process of "understanding meaning." This is especially true for the most common computational linguistic method of natural language processing, where meaning of words is seen in its interrelations with other words according to the distribution hypothesis [6, 7, 8]. There, language is studied in isolation as an abstract system of signs, and text corpora are seen as containing meaning entirely within themselves.

Instead of trying to simulate the process of understanding, we want to keep our analysis within the framework of Conceptual Metaphor Theory. The mathematical structures we use do not have the purpose of imitating the structure of meaning, but only of enabling a corpus-based statistical analysis within the framework of an existing model.

1.2 Conceptual Metaphor Theory

A central component of Cognitive Linguistics is Conceptual Metaphor Theory. This theory does not consider metaphor as a rhetorical device in the sense of garnishing meaning packaging. Rather, metaphor is the central cognitive linking mechanism between concrete embodied experiences and abstract linguistic domains. Metaphor is not a simile, but a new transfer—hidden in its Greek root—of experiential structures into abstract topics. Because of the linguistic nature of metaphor, abstraction can only be achieved in linguistic forms, and metaphor, as the instance of transfer, can be seen as the original point of new meaning-creation.

Conceptual Metaphor Theory (CMT) was established as a branch of research in linguistics by the book "Metaphors we live by" written by Lakoff and Johnson in 1980 [9]. In this book they put forward several main theses and developed a terminology. Essentially, the claim is that metaphors are not only a phenomenon of poetic language, but are ubiquitous in everyday language. Metaphoric transfers do not reside in individual rhetorical expressions, but systematically transfer concrete structures into abstract domains. With time, these mappings become part of our cognitive systems of thought and can give rise to a variety of individual metaphoric expressions. These systematic transfers are not comparisons of pre-existing structures, but constitute a model of the abstract domain in which it acquires its meaning. Since its establishment, CMT has undergone a rich development and has found application in numerous fields such as politics, literature, pedagogy, and transcultural studies [10]. However, a constant criticism concerns the lack of systematic research on the theory. The common research method of CMT studies individual language examples, supporting a separate thesis about the nature of metaphoric attributions. The selection of these language examples is based entirely on the researcher's linguistic intuition along with their specific goal, which the example is intended to illustrate. In the major review paper [11] on CMT, this methodological issue was even referred to as the first major problem of CMT. To date, there is no empirical study that reconsiders the theoretical foundations of CMT based on real linguistic data. This is particularly problematic because of the high flexibility of languages. A language forms a complex system with rules and tendencies on one side, but also expectations and competition between rules on the other side. Many phenomena can be discovered in such a system, but the appropriate tool to detect the guiding rules and main tendencies is statistical analysis.

There are attempts to perform corpus-based metaphor analysis with automated metaphor detection. Stefanowitsch and Gries [12] reviewed these attempts, but noted that in principle all attempts at automatic metaphor detection rely heavily on a presupposed metaphor theory. For example, one could search for typical metaphor source or target vocabulary or particular sentence structures, but this requires prior knowledge of the source and target distribution or of triggers indicating metaphors. Consequently, these methods are not immune to yielding highly biased results.

For this reason, this study takes a different approach to analyze a statistically significant set of randomly selected real-world metaphors. We chose to examine metaphors based on etymological changes over the history of the English language.

1.3 Metaphor Research through Etymology

Some frequently used metaphors experience an increasing conventionalization. They become so-called passive metaphors, where the original metaphoric use of the word is hardly recognizable as such [13]. Typical examples for

this stage are *'Time is running'* or *'Looking up to somebody'*. Continuation of this process can then lead to a new acquisition of word meaning or a transfer of meaning of a word from its source domain to its target domain. This type of exploration of metaphors has been successfully pursued by [14], for example. The consideration of metaphors through etymological mappings assumes that this process of conventionalization of meaning transfer occurs homogeneously in all source and target domains concerned and depends only on the intensity of metaphorical language use. If this is the case, no bias arises from the chosen method, and etymology, like archaeology for a historian, provides access to the study of active language.

1.4 Structure of the Paper

The paper contains several methodologically distinct analyses of data from the Mapping Metaphor project [15] that explore different aspects of metaphor formation, which is modeled as a network, where nodes are topics and edges as drawn from metaphor sources to targets. First, we address the source and target topics of metaphors. Looking at the distribution of the number of connections of the topics provides a global picture of the dynamics of the metaphor network. A second set of experiments examines the mapping mechanism by analyzing the edges and edge motifs of the network itself. This includes studies of preferential attachment of edges and motif analysis. In a third part, we investigate the connection between metaphor and semantics by searching for roles in the metaphoric network. The final, fourth part, deals with the global structure of the network through discrete curvature and, in the course of this, with spatial metaphors.

2 Materials and Methods

2.1 Mapping Metaphor Network

We conducted our research based on the data of the Mapping Metaphor project [15, 16], a collection of etymological transfers caused by metaphorical mappings. The collection, conducted by the School of Critical Studies of Glasgow University, is based on the Historical Thesaurus [17], where each entry is assigned to one of the 415 thematic categories (e.g. *movement, visual arts, weapons and armour*, etc.).

To detect metaphorical mappings, a computer program searches for words that appear in two or more categories. It is then manually inspected if these lexical overlaps can be seen as metaphorical usage. If this is the case, an entry is created with the transferred word, the source and the target category. The entry also includes the year in which the transferred meaning was detected for the first time as well as the last year of appearance if the usage has not been preserved until today. For our purposes it is important to note that the search for metaphorical mappings was systematically performed, and that not all existing etymological mappings have been included. Especially, since the project's main goal was to detect all possible connections between pairs of categories rather than each possible word transfer, less emphasis was placed on further findings along the same connection if several words had already been registered between a particular pair of categories. Another relevant point is that the categorisation of the lexical items does not coincide with the notion of domain from Conceptual Metaphor Theory. Rather, most categories are broader and can be considered as associations of multiple, thematically close domains. Using the Mapping Metaphor data forces us to adopt its categorisation. Therefore we will mostly use categories in the sense of the Mapping Metaphor project, which allows only for a restricted transfer of the results into the CMT framework.

2.2 Mathematical Representation Methods

As the data contains pairwise relations between source and target categories, it very naturally qualifies for a graph representation. A graph in fact represents a set of elements that can be pairwise related to each other. The crucial gain here is that graphs are mathematically very well studied objects for which a richly developed research toolbox already exists. Moreover, this toolbox can be adapted and extended to particular problems in the existing formalism [18].

In the present paper we will be using two different graph representations of the data, which will allow us to tackle different research questions. One will be the directed graph and the second the directed multigraph representations.

2.2.1 Directed Graph Representation

When focusing not on single words, but on the network of mappings between the categories, we can use the following definition.

Definition 1 A directed graph $G = (V, E)$ consists of a set of vertices V and a set E of ordered pairs (u, v) of vertices called directed edges. Furthermore, u and v are called the source and target of the edge (u, v) .

In our application, the vertices represent the topic categories from the Mapping Metaphor data. If the data contains at least one word transferred from topic u to topic v , this transfer gets represented by the edge (u, v) . This representation ignores the numbers of words transferred. To include this information as well, we use the directed multigraph representation.

2.2.2 Directed Multigraph Representation

Instead of focusing only on the categories as closed units and the connections between these units, we can consider categories as forming sets of words. Each transferred word then induces an individual connection that should be represented by an edge. In this case our representation have to account for multiple edges having the same source and target.

Definition 2 *A directed multigraph $G = (V, E)$ consists of a set of vertices V and a multiset E of ordered vertex pairs.*

Now, different words that are transferred from the same source to the same target are accounted for. Therefore, we do not loose the information about the number of words that were found.

2.3 In- and Out-Degree

The degree is a basic concept of graph and network theory. It is defined for each vertex as the number of edges it participates in. For the directed graph and multigraph we distinguish between in- and out-degree. The out-degree, as the number of out-going connections, counts all edges in which a vertex appears as a source. Similarly, the number of edges which include a vertex as a target is the number of in-going connections to this vertex.

These simple notions allow us to identify local characteristic properties of the individual categories. On the other hand, the statistics of their distributions also provide global information about the structure of the network, by comparing them with the corresponding distributions of random graph models. That is, we can infer to which extent our networks show, or not, specific structures and features present in random models. This will be a general principle in our graph analysis.

In the multigraph case, where the categories are not viewed as uniform entities, but as word sets of different sizes, it is also interesting to look not only at the number of transferred words, which corresponds to the degree, but also at the transferred word density. This can be achieved by normalizing the in- and out-degree by the category size.

2.4 Random Graph Models

2.4.1 Directed Erdős–Rényi Model

To get a first idea about the metaphoric network, that is the graph from the Mapping Metaphor data, we compare it with the most simple random directed graph model, the Erdős–Rényi model [19].

Definition 3 *In the directed Erdős–Rényi model, a graph is chosen uniformly from the collection of all directed graphs with a given number of vertices n and edges N . This means that all edges can appear with the same probability.*

2.4.2 Directed Configuration Model

The configuration model describes random graph models with a prescribed degree distribution. In the directed case, not only the in- and out-degree distribution are fixed but also the degree sequences and by this way, the in- and out-degree combination for each vertex. Only the junctions of the out-going and in-coming edge stubs is entirely random [18].

Definition 4 (Directed Configuration Random Multigraph Model) *Let $n \geq 1$ and $N \geq 0$ be a fixed number of vertices and edges. We denote by $i = (i_1, i_2, \dots, i_n)$ and $o = (o_1, o_2, \dots, o_n)$ the in- and out-degree sequences of the n nodes. It holds that $\sum_{v=1}^n i_v = \sum_{v=1}^n o_v = N$. To each vertex v , we attach i_v in-going and o_v out-going edge connections such that each in-going stub is matched with equal probability to each out-going stub. This way the probability for an edge to exist going from some vertex v_1 to v_2 is proportional to*

$$p_{v_1, v_2} \sim i_{v_1} \cdot o_{v_2} \quad (1)$$

The following algorithm implements a configuration model starting from a real world data model and keeping its degree sequences.

Two random connected pairs $(v_1, v_2), (v_3, v_4)$ are cut and the connections are swapped, becoming $(v_1, v_4), (v_3, v_2)$.

This step is repeated a given number of times k . The output network approaches the directed configuration random multigraph. One can also prevent the swapping in case one of the edges $(v_1, v_4), (v_3, v_2)$ already exists. This modification of the algorithm makes the resulting network a **directed configuration random graph** instead of a multigraph. The drawback is that one is no longer able to analytically compute the edge probability, but this modified algorithm will be important for some of our experiments presented to create comparable random graphs [20].

2.5 Edge Preferential Attachment

In the directed multigraph case, we can not only count the in- and out-degree for each vertex, but we can also count the edges between each two connected categories in each direction. For our data, this represents the number of words that were found to be mapped from a specific source category to some specific target.

The purpose of counting words along connections is to test whether metaphorical mappings do form persistent structures in language and mind, which is one of the main claims of Conceptual Metaphor Theory. In the Aristotelian view of metaphor as an individual rhetoric figure, individually mapped words should not influence the probability of other words being mapped along the same connection. In CMT, on the other hand, the phenomenon of metaphor is rooted not in the individual words and expressions, but in the bigger scale transfer between two domains. Further, this transfer structure does not arise in the short term and temporally for production or processing of metaphoric expressions. Instead, it forms a persistent cognitive structure, which makes the transfer of many different partial aspects possible and becomes activated again and again. Once such a transfer structure gets established, the probability of further metaphoric expressions making use of this connection should increase.

The case of the random configuration model thus corresponds to the Aristotelian case. Each new formed edge of the multigraph is equally likely to form, given the degree sequences, and does not depend on previously existing identical edges. On the other hand, in the case of persistent mappings, the probability to form equal-directional edges between already connected vertices should increase.

It is possible to formulate exact models for which the probability of a new edge from u to v has a term proportional to the already existing number of edges along this possible connection:

$$p_{u,v} \sim w_{u,v} \quad (2)$$

and by comparison with the data, measure the influence of this term. However the collection method of the Mapping Metaphor data does not allow for this, as exploring further words along already detected connections has been systematically reduced. The aim of the project has not been to find all possible metaphorically transferred words but to focus on finding the mappings themselves. Thus, a quantitative examination of persistence is not possible. But we can test whether, despite the systematically lower word count, a confirmation of persistent metaphorical mappings can be found. This is done by comparing the distribution number of edges along a potential connection of the data against configuration random graph models (see 3.4).

2.6 Motif Analysis

The analysis of graph motifs is a method for investigating the nature of processes behind the connections of a graph [?]. Graph motifs are defined in terms of small subgraphs that appear much more or much less often than expected from comparable configuration graphs. They reveal the logical properties according to which connections in a network emerge, and also those that do not play a role. We can then identify those different processes or mechanisms behind connection formation that possess or lack these logical properties.

We will conduct a motif analysis on the network to test if the two such logical properties drive the formation of the metaphoric network, namely, transitivity and symmetry.

2.6.1 Transitivity

Transitivity can be tested by looking at motifs of size $n = 3$ that hold the following property:

$$u \rightarrow v, \quad v \rightarrow w \quad \Rightarrow \quad u \rightarrow w, \quad (3)$$

where u, v and w are categories of the metaphoric network and $u \rightarrow v$ represents an edge between two categories u and v . Transitivity is a logical property of every equivalence relation, for instance of analogy.

We computed the *outward transitivity* of a vertex u as the fraction of transitively closed directed triangles starting and ending at u , e.g., $(u \rightarrow v, v \rightarrow w, w \rightarrow u)$. In other words, starting at one vertex, we consider the fraction of triangles that are transitively closed.

Definition 5 (Outward Transitivity) Let $G = (V, E)$ be a graph, H_v the set of all vertices with an out-going edge from v , and let K be the set of paths $(v \rightarrow h, h \rightarrow w)$ of length two, with $w \neq v$. The outward transitivity $\mathcal{T}(v)$ of v in G is given by:

$$\mathcal{T}(v) = \frac{\#\{w \rightarrow v \in E : (v \rightarrow h, h \rightarrow w) \in K\}}{\#K} \quad (4)$$

2.6.2 Symmetry

In a directed graph $G = (V, E)$ we can distinguish between symmetric and non-symmetric relations. A relation is non-symmetric if $u \rightarrow v$ is an edge of the graph, but $v \rightarrow u$ is not, while a relation is symmetric if both $u \rightarrow v$ and $v \rightarrow u$ are in E . This property can be expressed as:

$$u \rightarrow v \quad \Rightarrow \quad v \rightarrow u. \quad (5)$$

Consequently, symmetry can be quantified by computing the fraction of motifs of size $n = 2$ that hold 5. To find all motifs of size $n = 2$ and $n = 3$ in order to check the metaphorical mechanism for symmetry and transitivity, we make use of the motif detection software by [20].

2.6.3 Counting Motif Appearance

Of course, when looking at our metaphorical mappings data, we cannot expect that transitivity and symmetry always hold, in particular since the topic categories are rather broad and most probably combine several semantic domains so that different mappings can involve also quite distant aspects of one and the same category. Thus, we rather study tendencies, that is, a significant over- or under-representation of particular subgraph motifs when compared to random models.

To find out which subgraphs are frequent or rare motifs of a network, we need the following definitions [21]:

Definition 6 A *subgraph* of $G = (V, E)$ is a graph $G' = (V', E')$ that consist of a subset V' of V and a connected subset E' of edges whose nodes belong to V' . Furthermore, G' is called an **induced subgraph** of G if all edges $(u, v) \in E$ such that $u, v \in V'$, are also in E' .

Definition 7 Two graphs $G = (V, E)$ and $G' = (V', E')$ are called **isomorphic** if there exists a bijection f between V and V' that preserves adjacency, that is, the bijection f is an isomorphism of G and G' if $(u, v) \in E$ implies that $(f(u), f(v)) \in E'$.

Isomorphic subgraphs represent of course the same motif. To count how many times a motif of n vertices appear, one checks all non-identical connected combinations of n vertices, including the overlapped ones. The exact counting algorithm can be viewed in [20]. To assess the count $N_{\text{real}}(\Omega)$ and decide if a subgraph Ω is significantly over- or underrepresented in the metaphor network, it is compared with the count of the same subgraph in corresponding configuration graph models $N_{\text{rand}}(\Omega)$. The difference between the empirical network count and the mean random model count, $\langle N_{\text{rand}}(\Omega) \rangle$, is measured in units of standard deviation $\sigma(N_{\text{rand}}(\Omega))$:

$$Z(\Omega) = \frac{N_{\text{real}}(\Omega) - \langle N_{\text{rand}}(\Omega) \rangle}{\sigma(N_{\text{rand}}(\Omega))}. \quad (6)$$

A subgraph is considered a significantly over- or underrepresented motif if $|Z(\Omega)| > 2$.

2.7 Similarity structure underlying the metaphoric network

We now turn our attention to the role that categories play in the metaphor network, which is given by the connections they form. Two categories are structurally equivalent if they have the same incoming and out-going neighbors. Sets of structural equivalent categories are said to form a position in the network, since they play the same role. In practice, though, sets of structurally equivalent vertices are rare and it is therefore necessary to relax this notion and to quantify how similar vertices are regarding their connections [22].

Here we are interested in an unsupervised method that takes as input the incoming and outgoing neighbors and outputs a classification scheme of the set of categories. Hierarchical cluster analysis (HCA) is a classification technique that exploits the metric structure in which a data set lies, to create a cluster hierarchy that represents the data similarity structure. Agglomerative algorithms, in particular, build this structure following an ascending approach called grouping methodology: Starting with clusters of one element, called leaves, each step of the process finds the pair of closest clusters and merge them into a new one; then, the distance from this cluster to others is recalculated based on pairwise distances between leaves. The resulting hierarchy is represented by a binary tree called a dendrogram [22].

Clustering large data sets, for example, with distances limited to narrow ranges, may produce several different dendrograms if two or more pairs of clusters are equidistant [23]. Therefore, it is necessary to consider these *ties in proximity* and look for clusters, if any, that appear in a large fraction of the resulting dendrograms.

We run an HCA algorithm to classify categories by structural similarity in the network based on the method introduced in [22]. The set of categories is endowed with a metric structure by considering the following distance:

$$d(c, c') = \frac{\#(N_{\text{in}}(c) \ominus N_{\text{in}}(c'))}{\#(N_{\text{in}}(c) \cup N_{\text{in}}(c'))} + \frac{\#(N_{\text{out}}(c) \ominus N_{\text{out}}(c'))}{\#(N_{\text{out}}(c) \cup N_{\text{out}}(c'))}$$

where c, c' are categories, $N_{\text{in}}(c)$ and $N_{\text{out}}(c)$ are the incoming and outgoing neighbors of category c , and $N_{\text{in}}(c) \ominus N_{\text{in}}(c')$ is their symmetric difference.

Then, the Ward grouping methodology is used to produce all dendrograms resulting from ties in proximity. Cluster distances are updated at each step according to the recursive Lance–Williams formula:

$$d(C_i \cup C_j, C_k) = \alpha_i d(C_i, C_k) + \alpha_j d(C_j, C_k) + \beta d(C_i, C_j)$$

where C_i, C_j , and C_k are disjoint clusters with size n_i, n_j , and n_k , respectively, and the coefficients are given by

$$\alpha_i = \frac{n_i + n_k}{n_i + n_j + n_k}, \quad \alpha_j = \frac{n_j + n_k}{n_i + n_j + n_k}, \quad \beta = \frac{-n_k}{n_i + n_j + n_k}$$

Then, we compute the fraction of dendrograms in which each of the resulting clusters appears, using the four contrast functions introduced in [24].

2.8 Fasttext Word Embedding

We want to investigate if the distances defined through the network neighborhood contain information similar or different to the semantic distance of a typical word embedding. For this we look for correlations and mutual information between this network role distance and the embedding distances of words, using fastText word embedding in 300 dimensions. The word embedding is trained on Wikipedia and based on the skip-gram model described in [25].

Typically, two different measures of semantic similarity and distance are used in word embeddings: the Euclidean distance between two words in space, or the cosine similarity between the two vectors from the origin to the words of interest. The Euclidean distance between points $x = (x_1, x_2, \dots, x_{300})$ and $y = (y_1, y_2, \dots, y_{300})$ in 300 dimensions is given by

$$|x - y| = \sqrt{(x_1 - y_1)^2 + (x_2 - y_2)^2 + \dots + (x_{300} - y_{300})^2} \quad (7)$$

and the semantic dissimilarity according to the cosine similarity is computed as

$$d_c = 1 - \cos(\vec{x} - \vec{y}) = 1 - \frac{\vec{x} \cdot \vec{y}}{|\vec{x}| |\vec{y}|}. \quad (8)$$

To test whether these two semantic measures are related to the metaphor network role similarity we not only look for possible correlations but also for possible mutual information [26]. The mutual information between two different measurements U and V is given by

$$MI(U, V) = \sum_{i=1}^{\#U} \sum_{j=1}^{\#V} \frac{\#(U_i \cap V_j)}{N} \log \frac{\#(U_i \cap V_j) \cdot N}{\#U_i \cdot \#V_j} \quad (9)$$

where $\#U$ and $\#V$ are the number of samples. Compared to the linear correlation coefficient, the mutual information coefficient reveals in a much more general way the extent to which knowing the result of a measure on a data point informs the value of the second measure.

2.9 Graph Curvature

To understand the structure of the metaphor network in a more complete and general way, it is useful to learn about its "shape" just as we do to investigate geometric objects. In this section we design experiments to reveal the overall "shape" of the metaphor network. The local geometry of an object is primarily described by its curvature and the statistics of those local observations informs about the global shape as a whole. This principle of local attributes that together allow inference on global properties was already applied when we looked at the degree distribution. But unlike the degree, discrete curvature is defined not for a vertex but for an edge [27], and therefore it directly informs about the structure of relations. There exist several different translations of the continuous geometrical notion of curvature into discrete graph spaces. We shall look here into those two that have so far proved most useful in empirical data analysis, the Forman Ricci curvature and the Ollivier Ricci curvature [28, 29]. Both concepts have their origin in Riemannian geometry, but allow us to study also structural properties in graphs that have no direct analogue in Riemannian geometry [29].

2.9.1 Forman Ricci Curvature

The Forman Ricci curvature of a directed multigraph measures the prominence of flow structures in a network. For each connected pair of vertices (v_i, v_j) it takes all uni-directed edges e.g. $e = (v_i, v_j)$ and counts the number of in going edges to its source I_{v_i} and out going edges of its target O_{v_j} thus quantifying to which degree this edges contributes to a flow structure. Following [30], we define:

Definition 8 (Forman Ricci Curvature of a Directed Multigraph) *Let e be the non-empty set of edges from vertex v_i to vertex v_j . Let further $in(v_i)$ be the set of in-going edges to v_i and similarly $out(v_j)$ the set of out-going edges from v_j . Then the Forman Ricci Curvature of e is defined as*

$$\mathbf{F}(e) = 2 - \#in(v_i) - \#out(v_j) \quad (10)$$

A more negative Forman Curvature indicates strong flow structure, while values around zero show the absence of flow.

2.9.2 Ollivier Ricci Curvature

The directed Ollivier Ricci Curvature quantifies for each directly connected ordered vertex pair how close their neighborhood are. In other words, it measures the density of connectivity between the source and the target around an edge [31, 28, 27, 29].

Definition 9 (Ollivier Ricci Curvature of a Directed Multigraph)

To define the Ollivier Ricci Curvature of an edge e going from v_i to v_j , the optimal transport is computed between the inputs of v_i and the outputs of v_j .

First, we define the directed distance $d_e(e_1, e_2)$ between any in-going edge $e_1 = (v_1, v_i)$ into v_i and any out-going edge $e_2 = (v_j, v_2)$ out of v_j with respect to edge e to be the minimal number of edges that have to be traversed from v_1 to v_2 .

Further, let $\#in(v_i)$ be the total number of in-going edges to v_i and analogously, $\#out(v_j)$ the total number of out-going edges from v_j . This also allows us to define the in-probability measure μ_i giving each in-going edge into v_i the weight $\frac{1}{\#in(v_i)}$ and all other edges the weight 0. And analogously, the out-probability measure μ_j weights each out-going edge from v_j with $\frac{1}{\#out(v_j)}$ and all other edges 0.

Now it is possible to define the Ollivier Ricci Curvature of the edge $e = (v_i, v_j)$ as

$$\mathcal{O}(e) = 1 - W_1(\mu_i, \mu_j) \quad (11)$$

with the transportation distance

$$W_1(\mu_{in, v_i}, \mu_{out, v_j}) := \inf_{p \in \Pi(\mu_i, \mu_j)} \sum_{(e_1, e_2) \in E \times E} d_e(e_1, e_2) p(e_1, e_2) \quad (12)$$

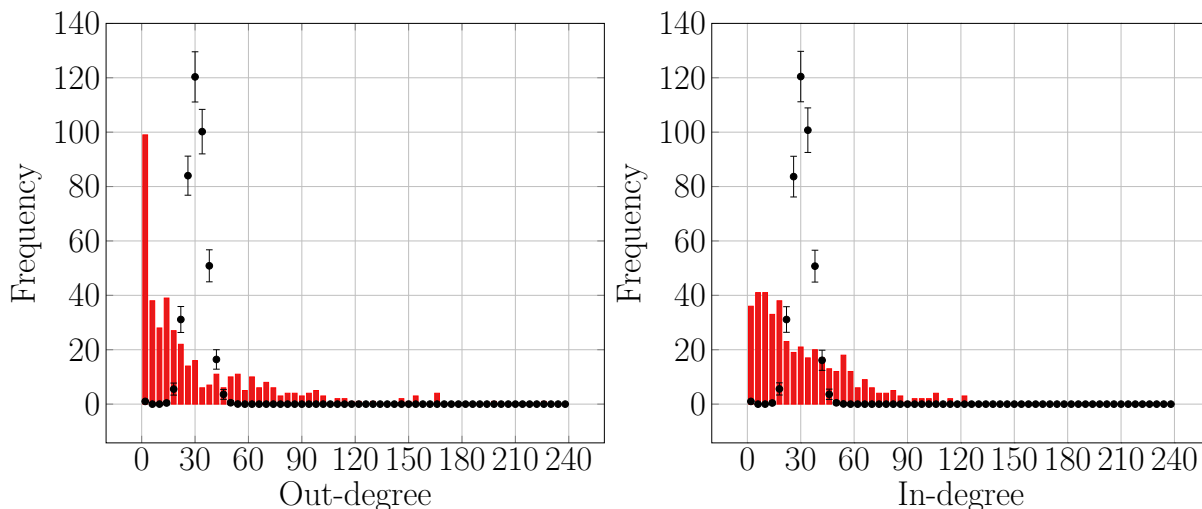


Figure 1: Comparison of out-degree (left) and in-degree (right) distributions of categories in the metaphoric network and configuration random model

and $\Pi(\mu_{in,v_i}, \mu_{out,v_j})$ the set of measures on $E \times E$.

In plainer words, we try to couple the neighbors of v_i with those of v_j , by transporting them through directed edges and minimizing the average lengths of the resulting paths. Here, we allow that vertices be split up, that is, for instance for one half of a neighbor of v_i is transported to some particular neighbor of v_j , and the other half to another one, if we can thereby achieve a smaller transportation cost. The Ollivier Ricce curvature then is positive when on average the incoming neighbors of v_i are closer to some matching outgoing neighbors of v_j than v_i and v_j themselves are. In fact, it might happen that an incoming neighbor of v_i coincides with an outgoing neighbor of v_j , and in that case, the transportation distance is 0. On the other hand, for other coupled pairs, it might be necessary to first go to v_i and then to v_j before reaching the target, and the transportation distance is large, and this leads to a negative contribution to $\mathcal{O}(e)$, because W_1 enters with a negative sign in (11).

3 Results

3.1 Non-Randomness of Metaphorical Data

We first look at the in- and out-degree distribution of the directed graph representation of the Mapping Metaphor data (Figure 1). The plots already include a comparison with the mean of one thousand equally sized Erdős-Rényi graphs (2.4.1) and one standard deviation up and down. Right away, we find strong deviations of the in-degree and even stronger ones for the out-degree distribution of the metaphoric network from the random case. This already points to the interesting potential of the data for metaphor research, as non-randomness implies structure.

For the Erdős-Rényi model the degree distribution concentrates around the mean connection number of slightly above 30. For the Erdős-Rényi model, the degree distribution is concentrated around the mean connection number of slightly above 30. For the metaphor data, this scale does not play a particular role. Instead, most categories cluster around low degree numbers and play only a minor role in the metaphor network. In contrast, there are a number of highly active categories, both for in- and out-degree, forming a so called heavy tail of the distribution. They show degree numbers several times higher than the degree maximally found in average random graphs.

3.2 Characterisation of Topic Categories

Instead of looking at out-degree and in-degree separately, Figure 8 shows the out-degree versus in-degree for each vertex of the directed graph. This plot helps to identify what characterizes the most important source and target categories.

As expected from the separate degree distributions, most vertices are located near the origin, with both source and target activity being low. There are also two regions with particularly active categories, namely the region with the strongest target and low source activity and the region on the diagonal. These are the two groups that we have previously seen as

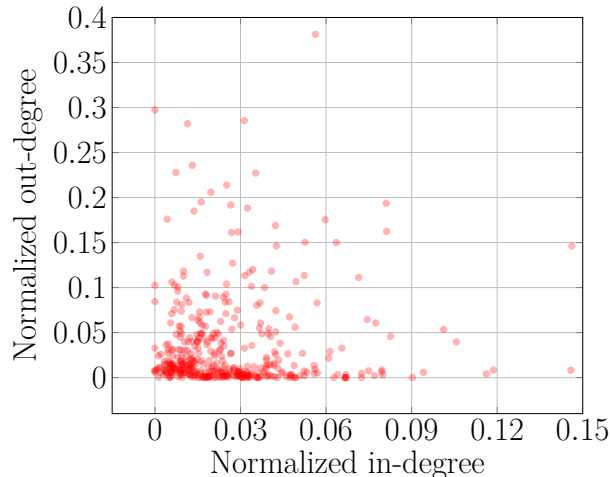


Figure 2: Normalized in- vs out-degree of categories in the metaphoric network

heavy tails in the individual distributions. It is important to note that these two groups are not identical. The most active sources and targets do not match. Instead, we see that they behave differently in the plot. A very high target probability, as is the case with the vertices at the bottom right of the graph, indicates low or at most average source activity. The opposite is the case for the strongest sources. None of them can be found in the upper left corner. Strong source activity of a category automatically leads to strong target activity as well. For the set of nodes with out-degree above 90, the correlation coefficient of in-degree and out-degree is 0.653, while for the total data it is close to zero.

3.3 Word Transfer Density

The observations change if we no longer look at the categories as a whole, but at the word transfer density. To do this, we take the in- and out-degree of the multigraph representation, which will be significantly higher on average, since each transferred word increases the degree. The degree is then divided by the number of words for each category. Since the number of detected words is systematically lower, especially for very active mappings, this degree density gives the lower bound of the probability that a word is transmitted and will be systematically too low, especially for large categories.

Notwithstanding these limitations, using Figure 2, which plots the out-degree density against the in-degree density for each category, we can observe an interesting trend. With the expectation of the category of "light", the topics with high in-degree density probability accumulate in the lower right corner, so that high target likeliness suppresses source likeliness. But the diagonal slope of the categories with high source similarity is no longer found. Instead, the categories from which words are likely to be transmitted are distributed along the first half of the degree density scale. Overall, the high degree density categories with either the in-degree density or the out-degree density above half of the maximum value are strongly anti-correlated (with a correlation coefficient of -0.79). This means that words likely to be involved in metaphorical mappings occur exclusively either as sources or as targets, with the exception of words belonging to the topic "light" where both is the case.

3.4 Persistence of Metaphorical Mappings

Figure 3 shows the distribution of the number of identical edges between all connected source and target categories. This is compared to the mean distribution for one thousand random configuration graphs with one standard deviation up and down for each data point. In the logarithmic scale it can be seen that for the vast majority of mappings only a small number of transferred words were found. To what extent this is due to the methodology and focus of the Mapping Metaphor data collection cannot be said. Nevertheless, starting from three words per mapping, a systematic deviation of the data from the configuration graphs becomes apparent. This clearly shows a higher probability of transferring words along already established mappings, so that vertex pairs with a high number of transferred words become significantly more frequent than in the random case.

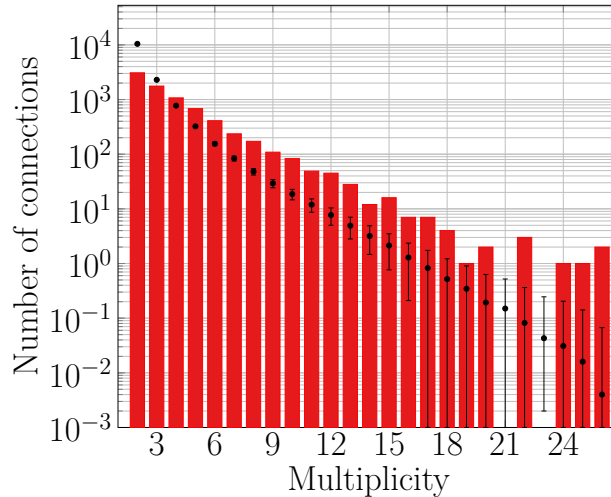


Figure 3: Comparison of multiplicity values of edges between configuration random model and the metaphor network

6.34	6.43	6.44	-2.46	-6.36

Table 1: Non-symmetric three-Vertices motifs with corresponding z-value

3.5 Motifs and the Metaphorical Mechanism

For subgraphs of size $n = 3$, we consider the Z-values of motifs with one-sided connection (1). This immediately shows that the metaphorical data at this structural scale clearly deviate from randomness. Each of the five subgraphs is a motif with a Z-value above 2 or below -2 . Four subgraphs even have an absolute Z-score above 6. There is a clear regularity in which motifs occur more or less frequently than random. The three motifs where one side remains unconnected are clearly more frequent. On the other hand, the closed triangles, the circular and the transitive are so-called antimotives, motifs that are suppressed in the data.

We find even stronger non-randomness of motifs of size $n = 2$ (3.5). The symmetrical motif has a positive Z-score of 9.53. Accordingly, any metaphorical mapping from source to target makes the reverse mapping from target to source significantly more likely.

3.6 Metaphor and Semantics

The HCA algorithm yielded only four dendrograms (one of them is shown in Figure 6) containing 421 different clusters, as a consequence of ties in proximity, indicating the remarkable stability of the underlying similarity structure of categories. As seen in 4 and 5, if we consider them as graphs, the vast majority of clusters (401) appear in the four dendrograms. The twenty remaining clusters are: the four whole dendrograms, eight dendrograms of relatively small size (around 20 leaves) that appear half the time, and twelve clusters with 8 to 18 leaves that showed up in one dendrogram only. Moreover, if we forget the hierarchical structure of clusters and consider them just as sets of leaves, 4 and 5 show that five more clusters (406) appear in the four dendrograms, indicating that although they were merged together differently by the grouping methodology, and therefore have different graph structure, they share the same set of leaves, that is, these five clusters are stable sets of categories.

-9.53	9.53

Table 2: Two-vertex motifs with corresponding z-value

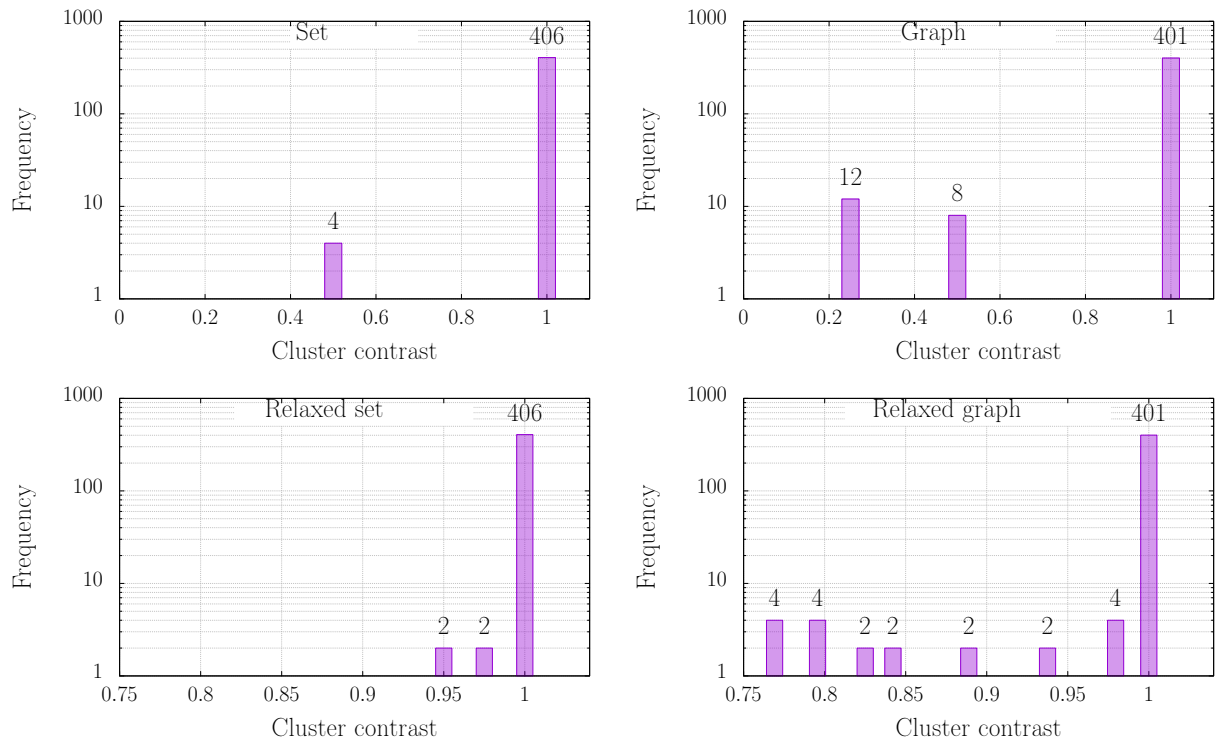


Figure 4: Distribution of cluster contrast values for clusters within the four dendrograms obtained from Hierarchical cluster analysis of categories in the metaphor network, using $d(c, c') = \frac{\#(N_{in}(c) \ominus N_{in}(c'))}{\#(N_{in}(c) \cup N_{in}(c'))} + \frac{\#(N_{out}(c) \ominus N_{out}(c'))}{\#(N_{out}(c) \cup N_{out}(c'))}$ as a distance between categories c and c' , and Ward's grouping methodology.

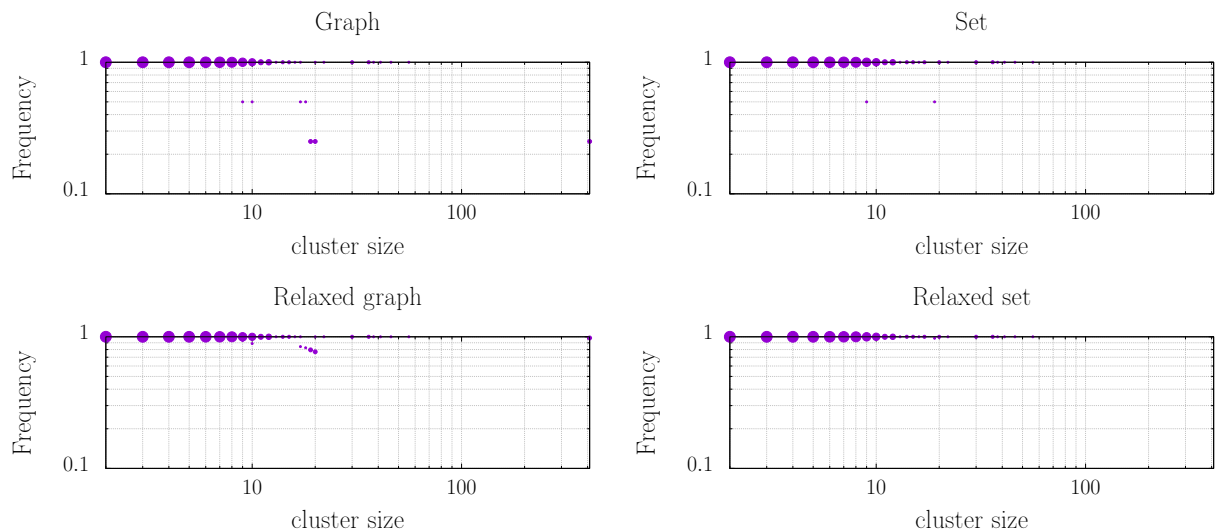


Figure 5: Distribution of cluster contrast values vs cluster size for clusters within the four dendrograms obtained from Hierarchical cluster analysis of categories in the metaphor network, using $d(c, c') = \frac{\#(N_{in}(c) \ominus N_{in}(c'))}{\#(N_{in}(c) \cup N_{in}(c'))} + \frac{\#(N_{out}(c) \ominus N_{out}(c'))}{\#(N_{out}(c) \cup N_{out}(c'))}$ as a distance between categories c and c' , and Ward's grouping methodology.

Through defining a similarity measure based on the metaphor distance, we would like to evaluate to what extent and with respect to which aspects this distance provides insight into semantics. The comparison of the metaphor-based similarity distance of all categories with the cosine similarity and also the euclidean distance from the fasttext word embedding shows a low correlation. Its values are -0.24 for the cosine similarity and 0.23 for the euclidean distance. Similarly, the mutual information is present but not dominant, its values for the cosine similarity and the euclidean distance are 6.24 each. On the other hand, the stability of the resulting dendrograms across all possible variations, as well as the resulting ordering of the categories themselves, clearly shows that the metaphor-based role of a category encodes a semantic position that builds a semantic structure. This semantic structure mainly does not reflect the semantic information contained in the word embeddings. It is obtained by a method that is unrelated to the distributional hypothesis. After all, although the acquired semantic structure is not completely different from word embeddings, it has semantic aspects that go beyond them, namely figurative and conceptual semantic similarity.

3.7 The Role of Space and the Global Network Structure

A common and widely accepted assumption in the CMT literature is the specific role of spatial and directional domains for metaphor mappings. Already in the original set-up of the theory, Lakoff and Johnson elaborated on the so-called orientation metaphors. These do not structure or explain a single abstract concept, but rather perform the higher-level task of organizing the relations between different abstract concepts in terms of the spatial domain. Later, space was increasingly ascribed a special cognitive role for language. Spatial thinking was seen as the platform for schema formation - the universal building blocks of language. Thus, the spatial domain was considered to be the fundamental source of all concrete structures [32]. Such linguistic considerations went along to neuroscientific research about the role of spacial thinking in the hippocampus for memory and structural thought [33] culminating in an actively pursued research program on cognitive spaces [34, 35].

However, none of the analyses conducted on the mapping metaphor data showed a central, highlighted role of the spatial and directional categories in the metaphor network. According to the theory of oriental metaphors, one might expect that mappings starting from spatial categories would influence their neighboring mappings, resulting in higher outward transitivity. In fact, the outwards transitivity of *relative position* and *movement in a specific direction*, is comparable high, but it does not exceed a general tendency found in the graph. This general tendency can be seen in ure 9, where one sees a clear correlation between the out-degree and the outwards transitivity of the vertices. Apart from being an interesting fact about the metaphorical data in itself, this correlation also shows that spatial regions follow this relation but do not exceed it. They do not play an extraordinary role in terms of their transitivity and thus their direct influence on their neighborhood in the network.

In the outlook of further possible special positions of the spacial domains and also with the aim of better understanding the general structure of the network, we consider two types of discrete curvature in the multigraph representation. Discrete curvature allows us to understand the general large-scale formation of a network from the combination of the local behavior around each edge. In directed multigraphs, the Forman-Ricci curvature is particularly indicative of the flow structure within a network. We see in Figure 7 the distribution of the Forman Ricci Curvature of the multigraph. It has a shape that is quite different from simple random models and typical real world data. The Forman-Ricci curvature accumulates extremely at low absolute curvature values. The distribution decreases rapidly for negative curvature. There does not appear to be a class of edges that tend to form strung rows of flow structures. The network shows no higher structure relationships outside of the bi-relational edges themselves.

The Ollivier-Ricci curvature captures a very different aspect of networks: it shows the distribution of more and less dense neighborhoods. If the distribution of the Ollivier-Ricci curvature of a network forms several separated regimes of edges, this indicates a density clustering within the network on a certain scale. Then, the edges within a cluster of higher Ollivier Ricci curvature are separated in the distribution from the edges between different clusters of lower Ollivier Ricci Curvature. For the Metaphor Mapping data no such separated regimes can be found (Figure 7). No clear grouping or clustering of themes forming densely connected regions can be identified. Instead, all categories involved are part of a global, inseparable cluster of metaphor exchange.

4 Discussion

In the present study, we showed a way to systematically infer the properties of the metaphor mechanism through data analysis. It was found that metaphor is a highly non-random phenomenon, which has clear structural tendencies. Thus, we were able to specify common assumptions of CMT. It was confirmed that metaphor is primarily a phenomenon of everyday language and that especially the choice of metaphor sources is influenced by experience and human embodiment. The categories, as they are chosen in the Mapping Metaphor project, do not behave uniformly in terms of their source and target activity. A large majority does not show strong involvement in the metaphor activity. While on




Figure 6: Dendrogram obtained from Hierarchical cluster analysis of categories in the metaphor network, using $d(c, c') = \frac{\#(N_{in}(c) \ominus N_{in}(c'))}{\#(N_{in}(c) \cup N_{in}(c'))} + \frac{\#(N_{out}(c) \ominus N_{out}(c'))}{\#(N_{out}(c) \cup N_{out}(c'))}$ as a distance between categories c and c' , and Ward's grouping methodology.

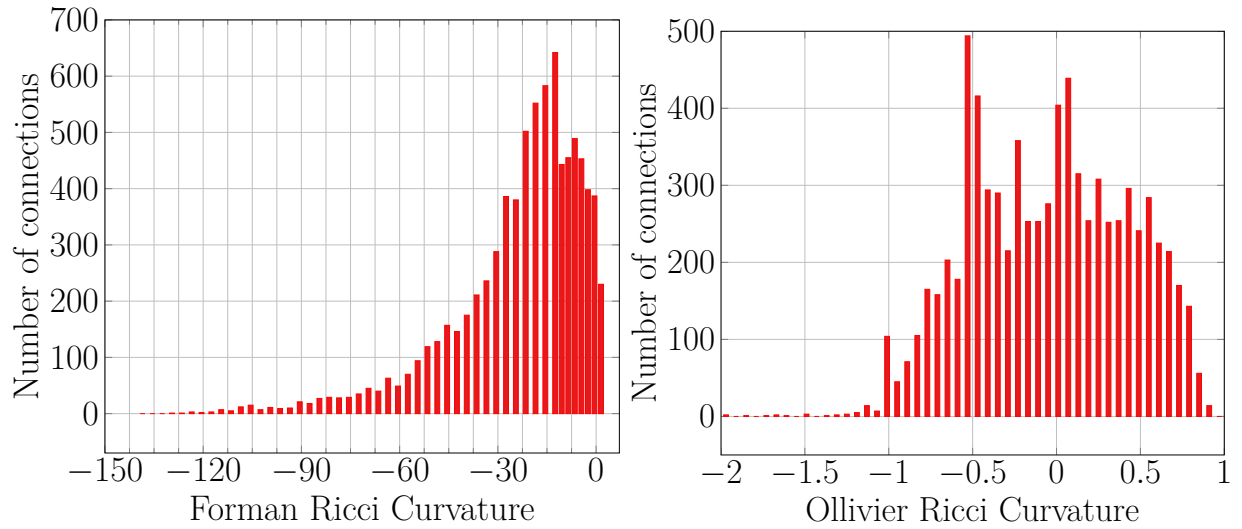


Figure 7: Distribution of Forman Ricci (left) and Ollivier Ricci (right) curvature of edges in the metaphoric network

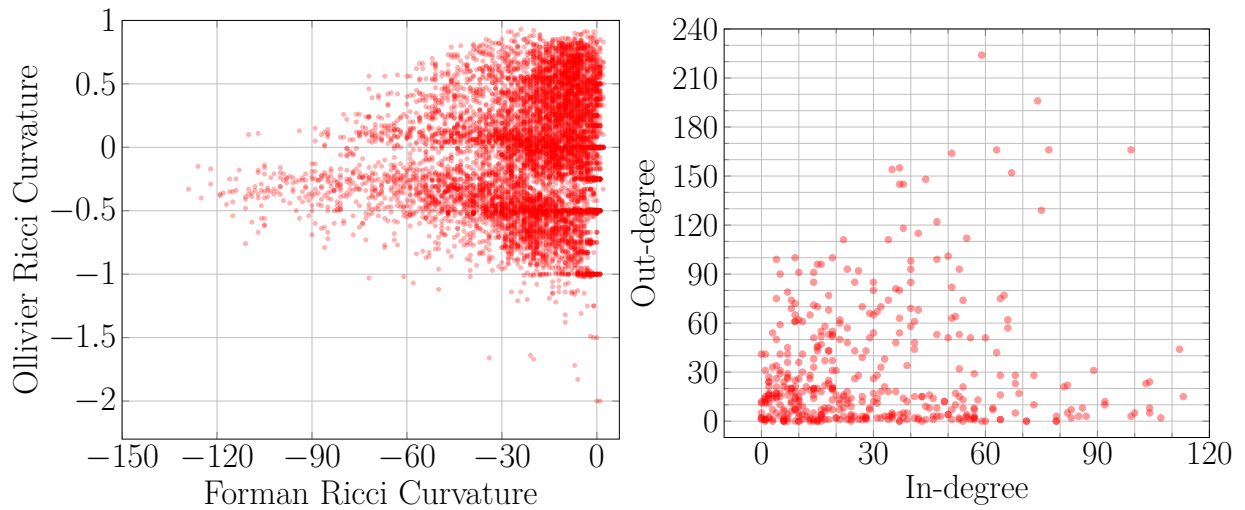


Figure 8: Distribution of Forman Ricci vs Ollivier Ricci curvature of edges in the metaphoric network (left). Out-degree vs in-degree of categories in the graph representation of the metaphor network (right)

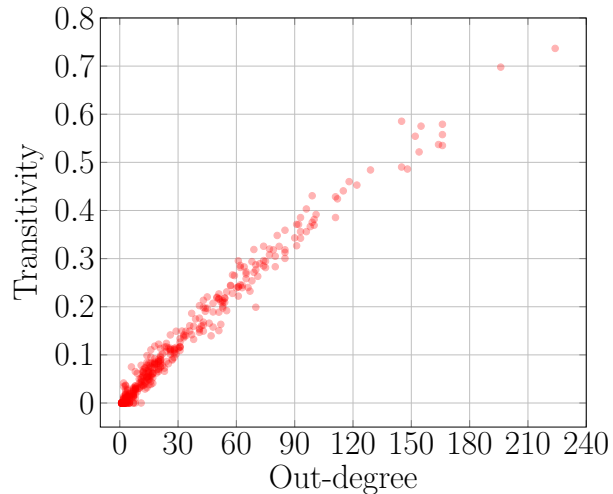


Figure 9: Out-degree vs transitivity in the metaphor network

the other hand, there are two distinct, strongly dominant classes of categories. One class consists of the most active metaphor sources: simple and concrete topics such as 'Food and Eating', 'Shape' and 'Relative position'. Their source productivity is simultaneously correlated with a high target activity. A different behavior can be observed in the other predominant class, that of the strongest metaphor targets. It contains mostly common but abstract topics such as 'Bad, 'Emotional Suffering' and 'Literature', which are little active as metaphors sources. The word density of the sent and received words, on the other hand, is simply anti-correlated. Active topics feature either a high density of sent or of received words. Quantitatively, there is more systematic influence on the choice of metaphor sources, such that the out-degree distribution is even more different from a random distribution than that of the in-degrees.

The experiment in which the number of words per mapping is compared with configuration graph models (3.4) provides, as far as we know, the first systematic and data-based evidence for persistent metaphoric mapping structures. It thereby confirms CMT's thesis that metaphoric connections are part of the cognitive structure, as opposed to the view that metaphors are individual rhetorical figures. To make this claim, we rely on the basic assumption of Cognitive Linguistics that the mechanisms of language are grounded in cognitive mechanisms. The experiment itself makes a statement on diachronic language evolution and shows that well-established mappings in a speech community also shape future language development. Within the paradigm of Cognitive Linguistics, we can conclude that the language we use, especially the well-established metaphorical mappings of that language, shapes our cognitive system and increases the likelihood of the emergence of new meanings along the typical mappings in our language.

The lack of transitivity is another far-reaching and unexpected result. As we mentioned earlier (2.6.1), analogy is a transitive relation, and the suppression of transitivity in the data discriminates any theory of metaphor that bases the emergence of metaphors on analogy or comparison. Such a theory is proposed, for example, by ([36]). A mechanism that relates metaphor emergence to a pre-existing structural parallelism, such as analogy, would lead to a higher likelihood of transitive motifs and closed triangles in general. The absence of transitive motifs supports CMT's thesis that metaphor gives rise to a not previously existing structure on the target domain. It is a more free-form mechanism since it does not compare, but create similarity between source and target.

Moreover, it seems that CMT is still missing a part of the description of the mechanism that would provide a more complete explanation for the active suppression of transitivity. Possibly, a competition-based choice mechanism among multiple sources for metaphor mappings can cause such non-transitive patterns. Another assumption is that new metaphoric transfers, as cognitive more expensive mechanisms, compared to the reuse of old mappings, preferentially occur between domains of considerable tension, through which these mappings create new explanatory potential. Possibly, if $A \rightarrow B$ and $B \rightarrow C$ mappings already exist, they reduce the tension between A and C . So far, however, these are only conjectures that need to be further investigated.

The great importance of the symmetry motif also calls for an explanation rooted in the metaphor mechanism. Usually, CMT considers metaphorical mappings as unidirectional. The target is re-conceptualized and restructured by the source. There are at least two possible explanations for the preference of symmetrical connections. Either the restructuring of the target domain leaves a long-lasting influence on it that automatically makes it more likely to become a source of metaphor back to the previous source in the future. The other possibility is that whenever a metaphorical mapping

occurs, there is also an immediate re-conceptualization of the source domain in terms of the target. This feedback effect on the source may act like a seed for mappings in the opposite direction, making these mappings more likely to occur than by chance. In the context of other findings that base metaphor on re-conceptualization rather than comparison, the second thesis receives particular emphasis. In our opinion, it is worthwhile to further explore the re-conceptualization of source domains by metaphorical mappings based on these findings.

The lack of any indication for a special role of spatial and directional domains in the metaphor network breaks with a common expectation in Cognitive Linguistics. Nevertheless, according to the picture that emerges from our combined analysis, the metaphor network does not have any outstanding categories that would structurally influence the rest of the network. No category can be considered as the source of a global structural flow through several other categories, since no such flow is developed. We find no emerging network structure such as hierarchy formation or clustering that would go beyond bilateral edge relationships.

The network, in total, contains only bilateral edge relations within a global, non-subdivisible group of all categories, in which there is nevertheless one class of strong sources and another class of strong targets. Interpreted within the CMT framework this results in the following picture. There is neither a basic source domain for structures or schemata nor a basic first sense such as seeing or orientation that primarily enables conceptual thinking. Instead, each concrete sensory-related domain is a strong source for concrete structures and thus also for metaphor mappings. Moreover, there are no parts of conceptual thinking associated with only one or some of the senses. Rather, a structure from any source area could in principle be creatively mapped to any other topic in the network. Even though trends of denser regions occur and the persistence of mappings, as previously discussed, also ensures the pursuit of trends, new connections that cannot be directly expected continue to emerge.

An important part of our research was devoted to the development of a semantic structure based on the metaphor network. Existing approaches to formalize a semantic structure are mainly word embeddings in the field of computational linguistics and, on the other hand, frame semantics in the framework of the Cognitive Linguistic approach [37]. Our approach is a substantial complement to these two existing approaches. Similar as in word embeddings, semantic distances are used, but as shown by the comparison experiments, the semantic distance defined by the role in the metaphor network is only weakly correlated and exhibits little mutual information with the semantic distances used in NLP. The crucial difference of our approach to frame semantics is that frame semantics does not provide a method to establish the relationship between topics organized in frames. We can fill precisely this gap by finding that the roles of each category created by all metaphor connections place the categories in a stable semantic net of relations. This net reveals not only the thematic, but above all the conceptual and figurative proximity between the categories.

There are many interesting examples of such figurative and conceptual proximity visible in the dendrograms presented. One of these is the proximity between *dryness* with *absence of life* on the one side and *flowing and floating*, *wetness*, and *humidity* with *life* on the other side. This double-sided proximity has no thematic share, but reproduces the deeply rooted conceptual proximity between fluidity and life, not only through direct metaphorical mappings, but even in an established parallel semantic structure.

Another interesting figurative aspect is revealed in the arrangement of emotion categories. There is a larger collection of strongly moving emotions: *strong emotion and lack of emotion*, *excitement*, *pleasure*, *anger*, *emotional suffering*, *pride*, *contempt*. Additionally the categories *intelligibility*, *behaviour and conduct* and *moral evil* found their way into this semantic region. But other emotions, that are figuratively less active, are not enclosed in this group, like *fear*, *esteem* and *jealousy*.

Another characteristic observation of the results concerns different categories of movement or motion. These different categories are not grouped together, but on the contrary seem to mark a motif of different related groups. One motion motif is the category *continuation* which finds itself in the group of categories: *intention and planing*, *increase in quantity* and *command and control* all controllable or constant processes. Similarly the category of *slow action and degrees of caution* finds itself in a set of categories connected to thought processes and continuous change like *completion* and *cessation*. Another motion motif is *repetition*, that is not unexpectedly grouped together with *sky* and *celestial sphere*. *movement in a specific direction* is related to several spatial domains, like *relative position*, *size and spatial extent* and *direction*. Finally *progressive movement* finds itself close to *impulse and impact* and is connected to the topics *industry* but also of *deity*, probably through conceptualizing the scheme of first causation and beginning.

This is only a glimpse of the possible discoveries that can be made by studying the acquired semantic structure also from the perspective of different disciplines, such as psycholinguistics and psychology. Moreover, the metaphor role distance measure can also be used as a tool in discourse analysis. A change in framing can be classified as a shallow change if the old and new frames are from nearby categories, but is profound if the categories are not closely related in the semantic structure presented.

Finally, a desirable goal of computational semantic analysis is to combine the information about semantic organization presented by the method of this work with the information normally contained in word embeddings. By explicitly adding the figurative and conceptual aspect to the semantic distances, one could precisely fill in the missing aspects of the distributional hypothesis.

5 Conclusion

In this paper, we presented a multifaceted corpus-based metaphor investigation. Since metaphors form a novelty in the act of speaking, while at the same time causing a change in conventionalized meaning, we were able to gain insight into the active metaphor mechanism via the analysis of historical etymological data. The analysis empirically confirmed a basic assumption of conceptual metaphor theory, namely, that metaphors are persistent linguistic and cognitive transfer structures rather than discrete rhetorical figures.

All topics of language are involved into the metaphor network, but with very different activity rates. While the vast majority of topics are not very active, the activity is strongly concentrated on two groups of topics: on the one hand, concrete, sense-related domains, which are by far the richest sources but also serve as target domains for metaphors, and abstract but nevertheless everyday topics, which are almost exclusively targets of metaphorical transmissions. Beyond that, however, the metaphoric connections do not form any peculiar network structure. No clusters of thematic groups emerge that could be separated from each other. Also there is no flow of structure but only bilateral relations between two topics. Structurally, spatial metaphors do not occupy any special rank, they show a similar behavior as other concrete domains, which are not connected to the sense of orientation and vision.

We were able to show that it is unlikely that metaphor arises from an a priori similarity or from analogy. This emphasizes the theory that metaphor is a creative process in which the target domain only becomes conceptualized parallel to the structure of the source domain. Furthermore, we can infer that there is also a feedback re-conceptualization of the source domain, so that metaphor is not a purely one-directional process.

Finally, it was found that the role of a topic in the metaphor network reveals in a stable way the semantic position of this topic relative to other topics. There is thus an explicit relation of the metaphor to semantic structure. We extracted the information on the semantic role from the metaphor network and constructed the resulting structure in form of a dendrogram. This structure does hold some mutual information as word embeddings based on the distributional hypothesis. At the same time, it contains information about conceptual and figurative semantic relations. This is a valuable and new addition to previously computed semantic structures, which allows for multiple further researches.

Acknowledgments

The authors thank Eugenio Llanos from Corporación Scio for providing the Lisp packages to compute ties in proximity and cluster contrast to carry out Hierarchical Cluster Analysis. We would also like to thank Wendy Anderson and the project team of Mapping Metaphor for providing the research data.

References

- [1] Ronen Tamari, Chen Shani, Tom Hope, Miriam R. L. Petruck, Omri Abend, and Dafna Shahaf. Language (re)modelling: Towards embodied language understanding. 2020.
- [2] Yonatan Bisk, Ari Holtzman, Jesse Thomason, Jacob Andreas, Yoshua Bengio, Joyce Chai, Mirella Lapata, Angeliki Lazaridou, Jonathan May, Aleksandr Nisnevich, Nicolas Pinto, and Joseph Turian. Experience grounds language. 2020.
- [3] W. Croft and D.A. Cruse. *Cognitive Linguistics*. Cambridge Textbooks in Linguistics. Cambridge University Press, 2004.
- [4] M. Tomasello. *Constructing a Language: A Usage-Based Theory of Language Acquisition*. Harvard University Press, 2005.
- [5] Tim Rohrer. Image schemata in the brain. *From perception to meaning: Image schemas in cognitive linguistics*, 29:165–196, 2005.
- [6] JR Firth. Modes of meaning, papers in linguistics, 1957.
- [7] Zellig S Harris. *Methods in structural linguistics*. 1951.

- [8] Quoc Le and Tomas Mikolov. Distributed representations of sentences and documents. In Eric P. Xing and Tony Jebara, editors, *Proceedings of the 31st International Conference on Machine Learning*, volume 32 of *Proceedings of Machine Learning Research*, pages 1188–1196, Beijing, China, 22–24 Jun 2014. PMLR.
- [9] G. Lakoff and M. Johnson. *Metaphors We Live By*. University of Chicago Press, 2008.
- [10] Graham Low, Lynne Cameron, Alice Deignan, and Zazie Todd. Researching and applying metaphor in the real world. *Researching and Applying Metaphor in the Real World*, pages 1–400, 2010.
- [11] Zoltán Kövecses. Conceptual metaphor theory: Some criticisms and alternative proposals. *Annual review of cognitive linguistics*, 6(1):168–184, 2008.
- [12] A. Stefanowitsch and S.T. Gries. *Corpus-based Approaches to Metaphor and Metonymy*. Mouton select. Mouton de Gruyter, 2007.
- [13] Brian F Bowdle and Dedre Gentner. The career of metaphor. *Psychological review*, 2008.
- [14] E. Sweetser. *From Etymology to Pragmatics: Metaphorical and Cultural Aspects of Semantic Structure*. Cambridge Studies in Linguistics. Cambridge University Press, 1990.
- [15] Mapping metaphor. <http://mappingmetaphor.arts.gla.ac.uk>. Accessed: 2022-8-22.
- [16] Wendy Anderson, Ellen Bramwell, and Rachael Hamilton. Mapping metaphor with the historical thesaurus, 2015.
- [17] Christian Kay, Jane Roberts, Michael Samuels, and Irené Wotherspoon. *Historical thesaurus of the Oxford English dictionary*. Oxford University Press, 2009.
- [18] M. Newman. *Networks*. OUP Oxford, 2018.
- [19] Albert-László Barabási. Network science. *Philosophical Transactions of the Royal Society A: Mathematical, Physical and Engineering Sciences*, 371(1987):20120375, 2013.
- [20] N Kashtan, S Itzkovitz, R Milo, and U Alon. Network motif detection tool mfinder tool guide. *Weizmann Institute of Science: Depts of Mol Cell Bio and Comp Sci & Applied Math, Rehovot, Israel (2002-2005)*, 2005.
- [21] Sabyasachi Patra and Anjali Mohapatra. Review of tools and algorithms for network motif discovery in biological networks. *IET systems biology*, 14(4):171–189, 2020.
- [22] Wilmer Leal, Guillermo Restrepo, and Andrés Bernal. A network study of chemical elements: from binary compounds to chemical trends. *Match*, 68(2):417–442, 2012.
- [23] John MacCuish, Christos Nicolaou, and Norah E. MacCuish. Ties in proximity and clustering compounds. *Journal of Chemical Information and Computer Sciences*, 41(1):134–146, 2001.
- [24] Wilmer Leal, Eugenio J. Llanos, Guillermo Restrepo, Carlos F. Suárez, and Manuel Elkin Patarroyo. How frequently do clusters occur in hierarchical clustering analysis? a graph theoretical approach to studying ties in proximity. *Journal of Cheminformatics*, 8(1):4, 2016.
- [25] Piotr Bojanowski, Edouard Grave, Armand Joulin, and Tomas Mikolov. Enriching Word Vectors with Subword Information. *Transactions of the Association for Computational Linguistics*, 5:135–146, 06 2017.
- [26] F. Pedregosa, G. Varoquaux, A. Gramfort, V. Michel, B. Thirion, O. Grisel, M. Blondel, P. Prettenhofer, R. Weiss, V. Dubourg, J. Vanderplas, A. Passos, D. Cournapeau, M. Brucher, M. Perrot, and E. Duchesnay. Scikit-learn: Machine learning in Python. *Journal of Machine Learning Research*, 12:2825–2830, 2011.
- [27] Marzieh Eidi, Amirhossein Farzam, Wilmer Leal, Areejit Samal, and Jürgen Jost. Edge-based analysis of networks: curvatures of graphs and hypergraphs. *Theory in Biosciences*, 139(4):337–348, 2020.
- [28] Areejit Samal, RP Sreejith, Jiao Gu, Shiping Liu, Emil Saucan, and Jürgen Jost. Comparative analysis of two discretizations of ricci curvature for complex networks. *Scientific reports*, 8(1):1–16, 2018.
- [29] Wilmer Leal, Marzieh Eidi, and Jürgen Jost. Ricci curvature of random and empirical directed hypernetworks. *Applied Network Science*, 5(1):65, Sep 2020.
- [30] Wilmer Leal, Guillermo Restrepo, Peter F Stadler, and Jürgen Jost. Forman–ricci curvature for hypergraphs. *Advances in Complex Systems*, 24(01):2150003, 2021.
- [31] Yann Ollivier. Ricci curvature of markov chains on metric spaces. *Journal of Functional Analysis*, 256(3):810–864, 2009.
- [32] R Jackendoff. The architecture of the linguistic-spatial interface. pages 1–30, 1996.
- [33] Lorena Deuker, Jacob LS Bellmund, Tobias Navarro Schröder, and Christian F Doeller. An event map of memory space in the hippocampus. *eLife*, 5:e16534, oct 2016.
- [34] Peter Gardenfors. *Conceptual spaces: The geometry of thought*. MIT press, 2004.

- [35] Jacob LS Bellmund, Peter Gärdenfors, Edvard I Moser, and Christian F Doeller. Navigating cognition: Spatial codes for human thinking. *Science*, 362(6415):eaat6766, 2018.
- [36] Dedre Gentner. Metaphor as structure mapping: The relational shift. *Child Development*, 59(1):47–59, 1988.
- [37] Charles J Fillmore et al. Frame semantics. *Cognitive linguistics: Basic readings*, 34:373–400, 2006.