

Blinder: End-to-end Privacy Protection in Sensing Systems via Personalized Federated Learning

Xin Yang
University of Alberta
Edmonton, AB, Canada
xin.yang@ualberta.ca

Omid Ardakanian
University of Alberta
Edmonton, AB, Canada
ardakanian@ualberta.ca

Abstract

This paper proposes a sensor data anonymization model that is trained on decentralized data and strikes a desirable trade-off between data utility and privacy, even in heterogeneous settings where the collected sensor data have different underlying distributions. Our anonymization model, dubbed Blinder, is based on a variational autoencoder and discriminator networks trained in an adversarial fashion. We use the model-agnostic meta-learning framework to adapt the anonymization model trained via federated learning to each user’s data distribution. We evaluate Blinder under different settings and show that it provides end-to-end privacy protection at the cost of increasing privacy loss by up to 4.00% and decreasing data utility by up to 4.24%, compared to the state-of-the-art anonymization model trained on centralized data. Our experiments confirm that Blinder can obscure multiple private attributes at once, and has sufficiently low power consumption and computational overhead for it to be deployed on edge devices and smartphones to perform real-time anonymization of sensor data.

1 Introduction

Networked, embedded sensors are prevalent in today’s urban infrastructure and mobile devices. The vast amount of data emitted by them and the increasing ability to train machine learning models on resource-constrained devices have paved the way for numerous applications. For example, timeseries generated by the inertial measurement unit (IMU) in a smartphone or wearable can be used to train machine learning models to detect an individual’s activity, health, and vital signs in near real-time [14, 21, 63]. While mobile and edge devices that integrate these sensors bring convenience to our lives, they also put our privacy at risk as sensor readings can be exposed to an untrusted party with malicious intent [5, 26, 36, 47, 52]. This adversary can infer an individual’s *private attribute*, such as gender, race, body size and fitness, without their consent, by training a model on data that was originally gathered for a different purpose, e.g., tracking changes in their *public attribute*, such as activity.

Several methods have been developed to date to support privacy-preserving inferences about public attributes of an individual, while mitigating *attribute inference attacks* that target their private attributes. They can be broadly classified into data obfuscation and anonymization [27, 39, 47], differential privacy [44, 46], secure multi-party computation (SMC) [43, 57], and homomorphic encryption [15, 53] based methods. Data obfuscation methods remove or distort patterns in the sensor data that contain information about private attributes. Unlike differential privacy, which is more applicable to a large data repository, they can be applied to streaming data from one or multiple sensors. Moreover, they have less computational overhead than SMC and homomorphic encryption, making them a

Training Blinder via Personalized Federated Learning:

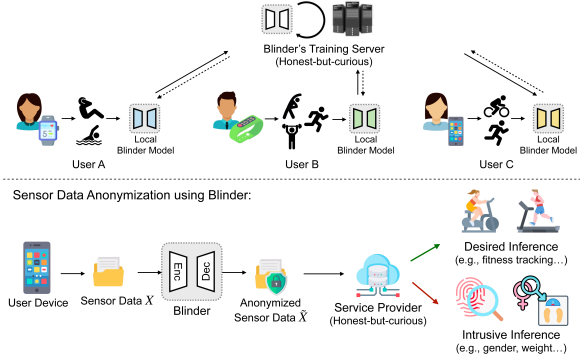


Figure 1: Illustration of Blinder’s training on decentralized data and its application to anonymize each user’s private attribute(s).

natural fit for mobile and edge devices, which typically have limited compute power and run on a battery.

Recent advances in deep generative models have made possible the development of sophisticated anonymization models that are more suitable for embedded sensor systems. For instance, Anonymization AutoEncoder [47], DeepObfuscator [39], and ObscureNet [27] use autoencoders and adversarial training to learn a representation of sensor data that can be used to artificially generate anonymized sensor data. Since public and private attributes are usually entangled in the latent space (e.g., slow movement can indicate both activity and age group), modifying the learned latent representation to obscure an individual’s private attribute often lowers its utility for the desired inference task, resulting in a trade-off between privacy and data utility for each individual. Training an anonymization model that yields the best privacy-utility trade-off is a difficult task, especially for a diverse set of users. On the one hand, an anonymization model trained on a small number of samples pertaining to a single user may not generalize well to new samples due to overfitting. Moreover, public or private attribute classes are more likely to have an unequal representation in the training dataset when it includes samples from a single user only (e.g., an individual who bikes regularly may run only occasionally). This diminishes the ability of the anonymization model to generalize to new samples. On the other hand, training an anonymization model on a large dataset to tackle non-i.i.d. data and attribute imbalance issues would require many users to send their raw sensor data along with their attributes to a central server. This server might be a semi-honest or honest-but-curious (HBC) adversary [24], which performs computation correctly but “on the side” uses the obtained data to their advantage (e.g., to monetize the

users’ private attribute¹). Existing anonymization models either do not generalize well to a large heterogeneous population or are trained on large centralized data but fail to protect the privacy of users who contributed their sensor data. This calls for a data anonymization technique that protects the privacy of users, both during the model training phase and after it is deployed to anonymize sensor data.

Federated learning allows a set of users to cooperatively train a model, in this case a powerful data anonymization model, without exchanging their local data and private attributes. By updating parameters of the local model on the respective device, it ensures that the user’s privacy is protected while the model is being trained. However, the standard Federated Averaging algorithm (FedAvg) [48] cannot be adopted in heterogeneous settings, where users’ data distributions are not identical, i.e., local data fail to represent the overall distribution [30, 42]. This is because local gradient estimates are biased when the users’ sensor data have different distributions, and performing aggregation on the biased estimates could degrade the performance of the anonymization model.

In this paper, we propose *Blinder*, a novel data anonymization model based on a variational autoencoder and discriminator network(s).² By using adversarial training, and appending public and private attributes to the learned latent representation, we deliberately structure the latent space of the autoencoder to generate the anonymized version of sensor data. We show that the anonymized sensor data contains nearly the same amount of information about the public attribute, yet much less information about the private attribute than the original sensor data (see Section 7.5).

Blinder is trained using a *personalized federated learning* algorithm to address data heterogeneity and class imbalance issues. Specifically, we apply *meta-learning* to federated learning to enhance generalizability and enable personalization of the anonymization model [16, 19]. By offloading model training to the client side, users that participate in the training phase are not required to share their raw sensor data and attributes with a central server. The high adaptability of the meta-learned anonymization model makes it effective even for new users who did not previously take part in the training phase. They can fetch parameters of the fully trained Blinder from the server and perform adaptation on a small portion of their local data before using this personalized model to anonymize their sensor data. We summarize our main contribution below:

- We develop a novel sensor data anonymization model that is based on a variational autoencoder with discriminator network(s). We propose to train Blinder via a meta-learning-based federated learning algorithm to offer end-to-end privacy protection while achieving high data utility in heterogeneous settings. Specifically, we incorporate synthetic data generation and down-sampling techniques to re-balance the distribution of public attributes. By utilizing the decoder network, we generate *shadow samples* to re-balance the distribution of private attributes. These techniques improve Blinder’s performance and its ability to generalize to unseen users that might have different data distributions.

- We evaluate Blinder in different settings, compare its performance with two baselines, and show that it provides strong privacy protection in the entire data consumption life cycle. We show that it can effectively reduce the accuracy of unwanted or intrusive inferences (a measure of *privacy loss*) without a substantial reduction in the accuracy of desired inferences (a measure of *data utility*). We also show that Blinder can obscure more than one user-defined private attributes by incorporating the loss of multiple discriminators, each for a single private attribute, in its loss function.
- We deploy Blinder on 3 Android smartphones and 1 NVIDIA Jetson Nano (representative of an IoT edge device) and conduct real-world experiments to corroborate that Blinder has low power consumption and can perform real-time anonymization of data emitted by the embedded sensors.

2 Related Work

2.1 Privacy-Preserving Data Analytics

Significant progress has been made in recent years towards developing privacy-preserving techniques for mobile and IoT devices that are equipped with various sensors. Differential privacy (DP) [3, 18] provides mathematically verifiable privacy guarantees by adding perturbations to the data. However, without factorizing the private attribute(s) and selectively introducing perturbations, applying DP to sensor data could significantly deteriorate its utility. Techniques based on SMC [23, 55] and homomorphic encryption utilize secret sharing algorithms and cryptographic methods to provide information-theoretic security such that the participating parties can perform computation based on a portion of encrypted data, without being able to reconstruct the original data. Despite these advantages, SMC and homomorphic encryption have large computational overhead and can quickly drain the battery life of mobile devices [22, 62].

Recent progress in deep and adversarial learning [28, 65] has brought a new perspective to data anonymization. Deep neural networks [37] can be embedded in the sensor data processing pipeline to hide or remove patterns in timeseries that can be correlated to private attributes with moderate computational overhead. Liu *et al.* [45] propose Privacy Adversarial Network (PAN), an encoder trained in an adversarial fashion to produce feature representations that do not contain sensitive user information. Li *et al.* propose DeepObfuscator [39] which jointly trains a convolutional neural network (CNN) comprising a feature extractor and the desired task classifier, together with two adversarial network components designed to reconstruct data and predict private attributes. Rather than extracting anonymized feature representations, Malekzadeh *et al.* [47] and Hajihassnai *et al.* [27] propose the use of an autoencoder-based architecture to obscure private attributes in the latent space of an autoencoder. In similar work, Olympus [54] jointly optimizes the utility loss and inference accuracy on top of an autoencoder to achieve utility-aware data anonymization. Bertran *et al.* [9] use adversarial neural networks to match the distributions of the public and private attributes, and perform data obfuscation without changing the format of input data. These models retain the original data format, allowing legacy applications to seamlessly consume the anonymized data. Nevertheless, they are only useful when the training dataset is publicly available or users that participate in the anonymization

¹Many companies presently collect and monetize their users’ personal data [34], from web browsing and shopping habits to lifestyle and health conditions inferred from their sensor data, which is the focus of this paper. They can be viewed as an HBC adversary.

²Our code is available on GitHub: (to-be-updated)

model training are willing to give up on their privacy. In contrast, Blinder protects users’ privacy even when the anonymization model is being trained or updated.

Distributed privacy-preserving techniques eliminate the need for sharing (potentially private) user data with a service provider by taking advantage of local computation. There have been substantial efforts in recent years [59, 61] to utilize federated learning (FL) to avoid sharing private user data with untrusted servers during model training. However, these papers assume that application developers will redesign the application to fit their federated learning framework. Mo *et al.* [49] study the privacy risks in FL frameworks and propose deploying FL onto a Trusted Execution Environments (TEE) to preserve privacy and defend against data reconstruction attacks with a small system overhead. While TEEs can become prevalent in the future, we take a different approach and develop a privacy-preserving framework that does not require additional hardware. TIPRDC [38] is a privacy-preserving data crowdsourcing framework enabled by training a feature extractor through an adversarial game to conceal private attributes. It maintains data utility by maximizing the mutual information between raw data and the combination of the private attribute and extracted feature. Yet, TIPRDC extracts privacy-preserving feature representations, hence developers must update their application for it to be compatible with the anonymized features. It differs from our data anonymization model which generates an anonymized version of data that has the same dimensions as its input (both are in the same space), allowing existing applications to readily use the anonymized data without any modification. Table 1 compares Blinder and the previous work on privacy protection that uses machine learning techniques.

2.2 Federated Learning and Personalization

Federated learning [48] is a standard framework for training machine learning models on decentralized data. While the FedAvg algorithm can achieve good performance when users’ data have the same underlying distribution, it may not work when they are non-i.i.d. To address this problem, several papers have investigated model personalization in federated learning [7, 16, 17, 19, 29, 31, 40, 56]. For instance, FedRep [16] learns a shared neural network model that extracts common feature representations using FL, then allows users to add a few layers on top of the shared network to enable personalized learning on heterogeneous data. Dinh *et al.* [56] propose pFedMe, which uses the Moreau envelope as a regularization term and allows users to train a personalized model for their local data distribution in parallel to the global model. Similarly, Deng *et al.* [17] enable model personalization by mixing the parameters of the global model and a user’s local model through a weighted summation, where the weights are updated in each communication round. Both approaches show acceptable performance on heterogeneous datasets for users who contributed to the model training, but it is unclear whether the learned global model can efficiently adapt to data from unseen users who might have a different feature distribution. To our knowledge, none of the above papers uses federated learning to train an anonymization model that provides a reasonable trade-off between privacy and data utility, while accounting for data heterogeneity.

Meta-learning [20, 50] is a powerful “learning to learn” approach that can be used to train a highly adaptive model by learning from

Related Work	End-to-end Privacy	Compatible w/ Legacy Apps	Require Hardware
Privacy-Preserving Feature Extraction [28, 38, 39, 45, 65]	✗	✗	✗
Data Anonymization and Obfuscation [9, 27, 47, 54]	✗	✓	✗
Privacy-Preserving Federated Learning [59, 61]	✓	✗	✗
Privacy-Preserving Federated Learning in TEE [49]	✓	✗	✓
Blinder (Our Approach)	✓	✓	✗

Table 1: Comparison between Blinder and prior work on machine learning-based privacy protection.

multiple tasks, each with limited data samples. Applying meta-learning to federated learning makes it possible to forgo data sharing, while maintaining fast convergence on small data batches with enhanced adaptation capability (see [4, 6, 12, 19]).

Novelty of this paper: Despite recent efforts to enable adaptation in the federated learning framework, no related work applies a personalized federated learning algorithm to train a complex generative model for data anonymization. This problem presents unique challenges that are not encountered when training a general machine learning model via federated learning in heterogeneous settings. Specifically, in addition to having different feature distributions, users typically have heavily imbalanced public attributes and just one or a fixed set of private attributes (see Section 6).

3 Problem Definition

We represent the dataset that pertains to user \mathcal{U}_i and is stored on their device as $\mathcal{D}_i = \{(X_i, \bar{Y}_i, Y_i)\}$, where X_i is the sensor readings segmented from a sensor data stream, \bar{Y}_i is the corresponding public attribute, and Y_i is the corresponding private attribute that the user would like to conceal. Data from N users constitute the dataset $\mathcal{D} = \{\mathcal{D}_1, \dots, \mathcal{D}_N\}$. For example, in the Human Activity Recognition (HAR) task, the data points generated by \mathcal{U}_i ’s IMU sensor are denoted X_i , the user’s activity is denoted \bar{Y}_i , and their private attribute, such as weight or gender, is denoted Y_i . The user’s private attribute might be immutable, e.g., their race or weight,³ or vary over time, e.g., their geographical location. In this work, we assume that user’s public and private attributes are categorical variables, taking values from a finite set, and that there is at least one user-defined private attribute that must be protected.

Our goal is to anonymize sensor data in a mobile or edge device such that the leakage of private information is minimized while data utility is maintained. The end-to-end privacy protection is achieved in two parts. The first part is a data anonymization model that effectively obscures the private attribute(s) so that it cannot be inferred by an adversary that has access to this data. This model takes as input the raw sensor data X , obscures the private attribute(s), and produces anonymized data \tilde{X} . Ideally, unwanted inferences of the private attribute Y from \tilde{X} should attain the same accuracy as random guessing. Meanwhile, \tilde{X} should maintain its utility for the task of inferring the public attribute, \bar{Y} . The second part is to eliminate the need for sharing users’ raw sensor data \mathcal{D} for training the anonymization model. We propose to distribute and offload the anonymization model training to users’ local devices, then perform model aggregation to build an adaptable global anonymization model.

Adversary Model We consider a practical semi-trusted setting, illustrated in Figure 1, in which the service provider or application that performs desired inferences on the user’s anonymized sensor

³Although an individual’s weight can change over time, the timescale of its changes is much slower than the rate at which sensor data is generated, so it can be deemed immutable for the purpose of this study.

data \tilde{X} , and the server that trains Blinder are both an HBC adversary (aka passive adversary defined in [24, 25]). This adversary uses a parametric model to correctly perform operations that are required to complete the assigned task, e.g., making a desired inference about the user’s public attribute given \tilde{X} or aggregating model updates in FL given X . However, the adversary has an incentive to take a peek at the shared data and use another machine learning model, i.e., the intrusive inference model, to identify the user’s private attribute Y given \tilde{X} . We assume both models are pre-trained on a batch of raw sensor data, which can be gathered by the adversary. Additionally, the adversary may have access to the true private attribute that corresponds to some data, enabling it to perform a powerful *re-identification attack* [27]. We expand on this in Section 5.2.

4 Blinder’s Architecture

We present Blinder’s architecture and describe the role of each neural network in this architecture. The autoencoder is a generative model known for its superb ability to extract latent representations. The variational autoencoder (VAE) [32] introduces regularization of the latent space to ensure continuity and completeness, the properties that are essential for generating meaningful new data. Our motivation for building Blinder on top of the VAE architecture is that data anonymization can be viewed as a data generation task subject to a constraint that the newly constructed data must contain sufficient information about the public attribute and very little information about the private attribute(s). To enable this, we condition the decoder on public and private attributes, and extend the VAE architecture using an auxiliary neural network (i.e., a discriminator) per private attribute to allow for adversarial training, which is essential for avoiding the information leak about the private attribute(s) through latent variables.

For simplicity, we discuss obscuring a single private attribute in this section. It is a straightforward extension to simultaneously anonymize multiple private attributes by adding more discriminator networks and conditioning the decoder on all of them (see the discussion in Section 7.6).

4.1 A Generative Model for Anonymization

Blinder consists of three neural networks: probabilistic encoder, decoder, and discriminator networks as depicted in Figure 2. For anonymizing timeseries sensor data, we construct the encoder and decoder by stacking multiple fully connected layers, which are parameterized by θ and ϕ , respectively. The encoder network takes as input segmented timeseries data X from one or multiple sensors, and learns a multivariate Gaussian distribution with mean μ and log-covariance σ over latent representations. The latent representation of X , denoted by Z , is randomly sampled from this distribution. A random variable ϵ sampled from the standard Gaussian distribution is incorporated in the VAE to reparameterize the latent features. This step introduces randomness into the data reconstructed by the decoder and makes it possible to learn μ and σ through backpropagation [33]. The latent representation is derived from X and ϵ :

$$Z = \mu(X; \theta) + \epsilon \cdot e^{\frac{\sigma(X; \theta)}{2}}, \quad \epsilon \sim \mathcal{N}(0, I). \quad (1)$$

The reparameterized latent features are then fed to both the decoder and discriminator. We first describe the decoder which aims to reconstruct the input data from its latent representation Z ; we denote

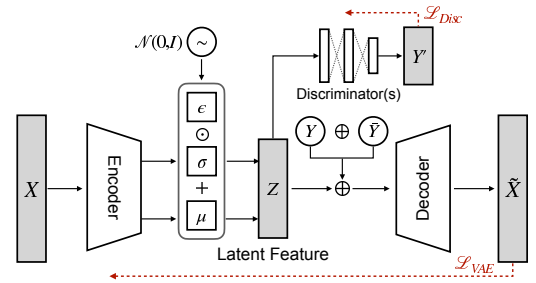


Figure 2: Architecture of Blinder’s anonymization model.

the reconstructed data segment by \tilde{X} . In Blinder, instead of having the decoder generate \tilde{X} from Z , we send $Z \oplus Y \oplus \bar{Y}$ to the decoder, where \oplus is the concatenation operation, and Y and \bar{Y} are private and public attributes associated with X , respectively. We pass Y as a separate feature to the decoder to make the distribution of the private attribute in the reconstructed data \tilde{X} depend on the given Y . Thus, in the anonymization stage, we can manipulate Y to reconstruct data samples that contain information about a different private attribute, concealing the true private attribute of the user.

In addition to the private attribute Y , Blinder relies on the public attributes to condition the latent features, such that a single anonymization model can learn a reconstruction strategy that works best for every public attribute label. Intuitively, different patterns in timeseries data may contain information about the private attribute depending on the public attribute label. For example, suppose our goal is to anonymize gender (private attribute) while maintaining data utility for human activity (public attribute) recognition. The most significant physiological and behavioral differences between the two genders can be the whole-body movements when users walk, but only upper-limb movements when they sit down.

Finally, we describe the role of the discriminator module. Observe that since the VAE conditions the latent representation Z on the private attribute Y , it is possible to change the original Y to a fictitious \bar{Y} to generate \tilde{X} that contains information about a different private attribute. However, there are no guarantees that the original private attribute cannot be inferred from the latent representation itself. We employ an adversarial network in the model training to scrub information about the private attributes from the latent representation Z . Specifically, a multi-layer perceptron (MLP), parameterized by η , is included in Blinder to simulate an adversary who wishes to infer the private attribute from the latent representation.

4.2 Loss Function

We introduce different terms in the loss function that is optimized to train Blinder. The first term is the standard VAE loss. Instead of maximizing the marginal likelihood which is intractable, the VAE is trained to maximize a lower bound on the marginal log-likelihood, called the evidence lower bound (ELBO) [33], and is given by $\mathbb{E}_{Q(Z|X)} [\log P(X, Z) - \log Q(Z|X)]$. ELBO has two terms: the reconstruction loss and a regularization term. The reconstruction loss uses the expected log likelihood to measure the similarity between the raw data X and the reconstructed data \tilde{X} . The regularization term enhances the model generalizability and punishes overfitting by encouraging the representations to distribute across the latent space. We use L2 loss as the reconstruction loss and Kullback–Leibler (KL) divergence for regularization. Thus, the VAE’s

loss function can be written as:

$$\mathcal{L}_{VAE}(f_{\langle\theta,\phi\rangle}) = -\mathbb{E}_Q[\log P_\phi(X_i|Z, Y_i, \bar{Y}_i)] + D_{KL}(Q_\theta(Z|X_i)||P_\phi(Z)), \quad (2)$$

where D_{KL} is the KL divergence term that measures the distance between the prior latent distribution $P(Z) \sim \mathcal{N}(0, I)$ and the posterior distribution $Q_\theta(Z|X)$, $f_{\langle\theta,\phi\rangle}$ is the parameterized mapping function for the encoder and decoder, and $\tilde{X} = f_{\langle\theta,\phi\rangle}(X)$. The VAE loss is the total loss of the encoder and decoder networks and can be backpropagated and optimized via gradient descent.

The next term in the loss function quantifies the performance of the discriminator. It calculates the cross-entropy between the inferred private attribute Y' and the actual private attribute Y associated with the input data segment. We express the discriminator's loss as:

$$\mathcal{L}_{Disc}(f_\eta) = -\mathbb{E}_Q[\log P_\eta(Y'|Z)], \quad (3)$$

where f_η is the mapping function of the discriminator parameterized by η . The adversarial training process can be viewed as a minimax game, where the probabilistic encoder in the VAE aims to extract a latent representation from the input data segment such that the decoder can reconstruct the original data, but the discriminator cannot infer the private attribute from this representation. To encourage the encoder to learn latent representations that are not correlated with the private attribute and cannot be easily linked back to it, we add the negative loss of the discriminator to the VAE loss and formulate the total loss function that will be minimized:

$$\begin{aligned} \mathcal{L}(f_{\langle\theta,\phi,\eta\rangle}) = & -\alpha \cdot \mathbb{E}_Q[\log P_\phi(X_i|Z, Y_i, \bar{Y}_i)] \\ & + \beta \cdot D_{KL}(Q_\theta(Z|X_i)||P_\phi(Z)) \\ & + \gamma \cdot \mathbb{E}_Q[\log P_\eta(Y'|Z)]. \end{aligned} \quad (4)$$

The above loss function takes into consideration both the quality of the reconstructed data and the ability to conceal private attributes. Thus, optimizing this loss function minimizes the weighted combination of the reconstruction loss and KL divergence term to encourage the reconstructed data segment to maximally retain non-private information. Meanwhile, the discriminator loss is maximized to ensure an adversary cannot infer private information from the latent representations, boosting Blinder's anonymization capability. Note α , β , and γ are three hyper-parameters that are tuned empirically using grid search to balance privacy and utility. We elaborate the process of optimizing Blinder's loss function using a personalized federated learning algorithm in Section 5.1.

When extending Blinder to protect multiple private attributes Y_1, \dots, Y_i , additional discriminators can be introduced to ensure that Z does not contain information about any of these attributes. Specifically, the loss of these discriminators, i.e. $L_{Disc_1}, \dots, L_{Disc_i}$, are appended to Blinder's loss and optimized simultaneously. Moreover, all these private attribute labels are sent to the decoder along with the public attribute and Z .

5 Distributed Training of Blinder

We first outline the personalized federated learning algorithm where a central server coordinates a number of devices so that they can jointly train Blinder on their local data. We then explain how fully trained Blinder can be used to anonymize sensor data on each device.

Algorithm 1: Distributed training of Blinder

Data: Client set \mathcal{S} , no. clients selected for training m , meta-learning rate λ , local training dataset \mathcal{D}_i , local learning rate λ_i , support set size s , query set size q , communication rounds per epoch t

Result: Blinder's parameters: $\{\theta, \phi, \eta\}$

Server Executes :

- 1 Initialize $\{\theta^1, \phi^1, \eta^1\}$
- 2 **for** each epoch $c = 1, 2, \dots$ **do**
- 3 $\mathcal{S}_c \leftarrow$ randomly select m clients from \mathcal{S}
- 4 **for** each communication round $1, 2, \dots, t$ **do**
- 5 **for** each client $i \in \mathcal{S}_c$ (in parallel) **do**
- 6 Send model $\{\theta^t, \phi^t, \eta^t\}$ to client i
- 7 Receive updated gradients: $\{\nabla_{\theta^t} \mathcal{L}(f_{\langle\theta^t, \phi^t\rangle|\eta^t}), \nabla_{\phi^t} \mathcal{L}(f_{\langle\theta^t, \phi^t\rangle|\eta^t}), \nabla_{\eta^t} \mathcal{L}_{Disc}(f_{\eta^t|\theta^t})\}$
- 8 **end**
- 9 // Update global model parameters
- 9 $\theta^{t+1} \leftarrow \theta^t - \frac{\lambda}{m} \sum_{i=1}^m \nabla_{\theta^t} \mathcal{L}(f_{\langle\theta^t, \phi^t\rangle|\eta^t})$
- 10 $\phi^{t+1} \leftarrow \phi^t - \frac{\lambda}{m} \sum_{i=1}^m \nabla_{\phi^t} \mathcal{L}(f_{\langle\theta^t, \phi^t\rangle|\eta^t})$
- 11 $\eta^{t+1} \leftarrow \eta^t - \frac{\lambda}{m} \sum_{i=1}^m \nabla_{\eta^t} \mathcal{L}_{Disc}(f_{\eta^t|\theta^t})$
- 12 **end**
- 13 **end**

Client Executes :

- 14 Pulling θ, ϕ, η from the server
- 15 Sample support set \mathcal{D}_{i_s} and query set \mathcal{D}_{i_q} from \mathcal{D}_i
- 16 $\mu(X_{i_s}; \theta), \sigma(X_{i_s}; \theta) \leftarrow f_\theta(X_{i_s})$
- 17 $Z_{i_s} \leftarrow \mu(X_{i_s}; \theta) + \sigma(X_{i_s}; \theta) \odot \epsilon, \epsilon \sim \mathcal{N}(0, I)$
- 18 $\tilde{X}_{i_s} \leftarrow f_\phi(Z_{i_s} \oplus Y_{i_s} \oplus \bar{Y}_{i_s})$
- 19 $P(Y_{i_s}|Z_{i_s}) \leftarrow f_\eta(Z_{i_s})$
- 20 // Adapt models on support set \mathcal{D}_{i_s}
- 20 $\eta' \leftarrow \eta - \lambda_i \nabla_{\eta} \mathcal{L}_{Disc}(f_{\eta|\theta})$, with θ fixed
- 21 $\langle\theta', \phi'\rangle \leftarrow \langle\theta, \phi\rangle - \lambda_i \nabla_{\langle\theta, \phi\rangle} \mathcal{L}(f_{\langle\theta, \phi\rangle|\eta})$, with η fixed
- 22 // Compute gradients on query set \mathcal{D}_{i_q}
- 22 Estimate meta loss $\mathcal{L}(f_{\langle\theta', \phi'\rangle|\eta'})$, $\mathcal{L}_{Disc}(f_{\eta'|\theta'})$ on \mathcal{D}_{i_q}
- 23 Compute gradients on meta loss w.r.t. $\{\theta, \phi, \eta\}$:
- 23 $\{\nabla_{\theta} \mathcal{L}(f_{\langle\theta', \phi'\rangle|\eta'}), \nabla_{\phi} \mathcal{L}(f_{\langle\theta', \phi'\rangle|\eta'}), \nabla_{\eta} \mathcal{L}_{Disc}(f_{\eta'|\theta'})\}$
- 24 Send gradients to the server

5.1 Meta-Learned Anonymization Model

We consider learning the parameters of a global anonymization model \mathcal{M} on training data residing on N mobile/edge devices as our main learning task \mathcal{T} . This task is divided into N sub-tasks: $\mathcal{T}_1, \mathcal{T}_2, \dots, \mathcal{T}_N$, where each sub-task entails learning a local anonymization model \mathcal{M}_i on \mathcal{U}_i 's local data. This allows us to align the definition of tasks in our problem with meta-learning, and consequently apply meta-learning to federated learning. In federated learning, the main task \mathcal{T} is learned by taking the average of the parameters of local models \mathcal{M}_i via FedAvg [48]. In a classification task, FedAvg could cause the global model to be biased towards the majority classes that have more data samples, deviating from the main task of training a model that performs well for all classes. To address this issue, we learn \mathcal{M} through meta-learning. The meta-learned task differs from the task in FL in that our global model is optimized towards the direction that could quickly adapt to all sub-tasks. We illustrate this difference in Figure 3, where \mathcal{T}^t is the main task in iteration t , and \mathcal{T}_i^* is the optimal direction for each sub-task \mathcal{T}_i .

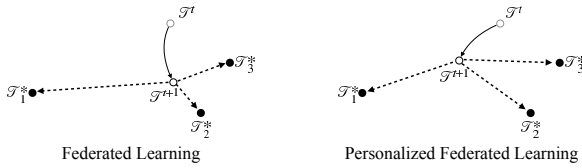


Figure 3: Different aggregation methods used in FL.

Algorithm 1 is our personalized federated learning algorithm. In each global epoch of this federated learning algorithm, the central server randomly selects a subset of $m \leq N$ clients from the N available clients to participate in the model training. We assume a selected client will remain available in this epoch and contribute to the model aggregation in multiple rounds of communication with the server. In the beginning of each round, the server broadcasts a copy of the global anonymization model to each selected client (device). Each selected client \mathcal{U}_i then performs a two-step meta-learning optimization based on its local dataset \mathcal{D}_i . In the first step, \mathcal{U}_i updates their local model on a small portion of data of size s , sampled from \mathcal{D}_i . We call this small training batch, the *support set* according to the conventions of few-shot learning, and denote the support set of \mathcal{U}_i by $\mathcal{D}_{i_s} = \{X_{i_s}, Y_{i_s}, \bar{Y}_{i_s}\}$. The local encoder parameterized by θ_i takes as input the sensor data segment X_{i_s} and maps it into a latent representation Z_{i_s} . The latent representation Z_{i_s} serves two purposes. First, Z_{i_s} , Y_{i_s} and \bar{Y}_{i_s} are concatenated and fed to the decoder to reconstruct the anonymized data \tilde{X}_{i_s} . Second, the discriminator, playing the role of the adversary, tries to predict the private attribute given Z_{i_s} . Hence, the training process for the discriminator and VAE forms an adversarial minimax game, as discussed in Section 4. The parameters of the local discriminator η_i are first optimized through backpropagation, while the parameters of the encoder are fixed (we write $\mathcal{L}_{Disc}(f_\eta)$ as $\mathcal{L}_{Disc}(f_\eta|\theta)$ in Algorithm 1 to emphasize this). Then, we fix η_i to optimize the parameters of the encoder and decoder, i.e., θ_i and ϕ_i (hence we write $\mathcal{L}(f_{(\theta, \phi, \eta)})$ as $\mathcal{L}(f_{(\theta, \phi)}|\eta)$). The updated model parameters θ', ϕ', η' are learned from the support set to optimize the client’s local sub-task \mathcal{T}_i . The pseudocode for the first step optimization is shown in Algorithm 1 from Line 15 to 20. For better convergence, the first-step optimization can be repeated multiple times, each time is a local training step.

In the second step, we sample another batch of \mathcal{U}_i ’s local data \mathcal{D}_{i_q} , namely the *query set*, where $\mathcal{D}_{i_s} \cap \mathcal{D}_{i_q} = \emptyset$, to compute the meta loss $\mathcal{L}(f_{(\theta', \phi')})$ and $\mathcal{L}_{Disc}(f_{\eta'})$ of the model updated on the support set in the first step. The meta loss is computed on a query set that is distinct from the support set for better generalization and enhanced performance on unseen data. By computing the gradients on the meta loss with respect to the original global anonymization model θ, ϕ, η , the global anonymization model can directly acquire more general knowledge of sub-task \mathcal{T}_i . Hence, the meta-learned local losses yield an optimization direction that supports better adaptation for all sub-tasks. The local meta losses can be passed to the central server to perform loss aggregation, then a backpropagation step is performed on the aggregated loss to update θ, ϕ, η . However, this approach requires sharing local computational graphs with the central server for backpropagation, introducing additional communication overhead. For a more efficient implementation, we take an alternative approach based on Federated SGD [48], to compute

the gradients on the meta losses with respect to the global model parameters θ, ϕ, η on the client side, then send the gradients (rather than the meta losses) back to the central server. The second-step optimization is summarized in Algorithm 1 from Line 21 to 23. Note that we explore the feasibility of data anonymization under distributed settings following a standard FedSGD. Applying more advanced aggregation methods, such as [42, 60], to Blinder would be an straightforward extension, which is not discussed in this work.

After receiving the gradients from a sufficient number of clients, the server updates the parameters of the global anonymization model θ, ϕ, η through a weighted aggregation. The update rules are Line 9 and 10, where λ is the meta learning rate, and $\nabla_{\langle \theta', \phi' \rangle} \mathcal{L}(f_{\langle \theta', \phi' \rangle} | \eta'_i)$ and $\nabla_{\eta'} \mathcal{L}_{Disc}(f_{\eta'} | \theta'_i)$ are the gradients computed by the clients.

5.2 Anonymization Process

Upon obtaining the trained Blinder, clients can retrain this model on their local data (as an optional adaptation step) and then use it to anonymize their sensor data by predicting the corresponding public attribute using a pre-trained machine learning model and manipulating the private attribute, both of which are appended to the latent representation Z before feeding it to the decoder. While it is possible to change the private attribute using a fixed bijective function, this anonymization process does not mitigate the *re-identification attack* as discussed in [27]. To put it simply, if we always change private attribute class i to private attribute class j , the adversary can easily learn this mapping and foil the data anonymization. To address this problem, we adopt a stochastic anonymization approach, which draws a private attribute in a uniformly random manner from the set of values the private attribute can take and pass it to the decoder to obscure the data samples. This approach only requires the prior knowledge of the set of possible private attribute classes.

6 Addressing Heterogeneity

We present the key challenges in handling imbalanced class distributions in FL. These challenges are addressed by utilizing re-sampling techniques and Blinder’s decoder to balance the distribution of public and private attributes in each user’s device, respectively.

6.1 Public Attribute Distribution

In supervised learning, the model trained on an imbalanced dataset, where classes are not represented equally, would be biased towards the majority class (i.e., the class with most samples) and perform poorly for samples that belong to minority classes (i.e., classes with fewer samples). This problem is exacerbated in federated learning because the majority class could be different across the clients that collaboratively train a model, creating a challenging non-i.i.d. data situation [42, 60]. Specifically, training Blinder on distributed sensor data via personalized federated learning forces the global model to be updated according to the aggregate of heavily-biased local gradients when the distribution of public attributes vary significantly among the clients. This hampers the performance of Blinder. To address this issue, we balance the distribution of public attributes via a combination of over-sampling and under-sampling techniques.

In this work, we say a dataset is not balanced when a majority class contains at least twice as many data samples as the minority class. To increase the number of data samples from the minority classes, simply oversampling from the existing dataset could produce

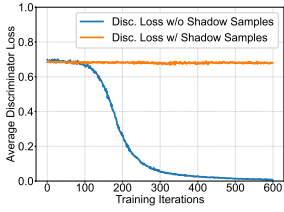


Figure 4: Average discriminator loss computed on the query set w/ and w/o shadow samples.

many duplicate samples and cause overfitting. Instead of doing that, we leverage SMOTE [11] to generate unique, high-quality data samples to supplement minority public attributes. SMOTE randomly draws samples from the minority classes and finds their K most similar neighbors among the real samples. A feature space is then generated from the selected sample and its K nearest neighbours, from which the synthesized data will be sampled. We evaluate the quality of the synthesized data using public and private attribute classifiers, both of which are pre-trained on the original data. We find that these classifiers identify the public and private attributes of the synthesized data with 96% to 98% accuracy. Moreover, we resort to random under-sampling of the majority class to better balance the distribution when the number of data samples in the majority class is several orders of magnitude higher than that of the minority classes.

6.2 Private Attribute Distribution

Consider a practical, yet challenging case in which the user’s private attribute does not vary with time (the assumption made in Section 3). This creates a non-trivial overfitting issue in FL and significantly degrades Blinder’s privacy-preserving capability. More precisely, when a user’s local dataset contains only one private attribute class, the local discriminator becomes unusable as it will quickly overfit and predict the correct private attribute regardless of how the latent representation is extracted. Figure 4 depicts a drastic decline in the local discriminator loss (the blue curve) as a result of overfitting. Recall that in the minimax game between the discriminator and encoder, the discriminator must provide useful feedback to the encoder to facilitate learning a latent representation that contains no information about the private attribute. An overfitted discriminator cannot provide this feedback, preventing the encoder from learning how to conceal the private attribute in the latent representation. With multiple local anonymization models failing to perform well in their respective tasks, the anonymization capability of the aggregated global anonymization model would degrade too.

The personalized federated learning algorithm can partially mitigate this issue compared to the standard federated learning algorithm thanks to the application of meta-learning. To fully address this issue, we augment each user’s local data by synthesizing samples that contain information about other possible private attribute classes. This can diversify the private attribute in each user’s dataset, thereby avoiding overfitting of the local discriminator.

We denote the synthesized data samples containing new private attributes by X^* , and call them *shadow samples* because they have the same feature distribution as the original data samples, yet a different private attribute than this user’s actual private attribute. We utilize

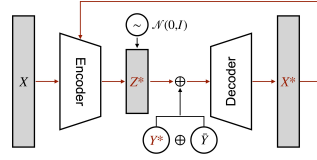


Figure 5: Generation of shadow samples using Blinder’s VAE architecture. Data flow is shown in red.

the feed-forward propagation of our VAE architecture to generate the shadow samples as depicted in Figure 5. The first step is to feed original sensor data X to the encoder to obtain the latent representation denoted Z^* . The reparameterization in (1) ensures that Z^* is sampled randomly from the latent space distribution. Next, we pick a private attribute Y^* , which can be any private attribute class except the user’s real private attribute Y . Having been learned collaboratively by a diverse set of users, Blinder’s decoder can reconstruct the data segment given any condition, i.e., private attribute class. Hence, we generate the shadow samples by feeding $Z^* \oplus Y^* \oplus \bar{Y}$ to the decoder. The shadow samples are then encoded and their representations are mixed with other representations in the user’s original support set to train the local discriminator. The orange curve in Figure 4 shows the discriminator loss on the query set averaged over all users after incorporating the shadow samples. It can be seen that the discriminator loss fluctuates near the random guess level (0.69 for the binary cross-entropy loss), suggesting that adversarial training works properly. The main advantage of our approach is that it simply uses Blinder’s VAE architecture for augmenting the user’s dataset without relying on an additional generative model. Besides, it only requires prior knowledge of the total number of private attribute labels, which is consistent with the assumption made for stochastic anonymization in Section 5.2. By incorporating the shadow samples, Blinder further reduces the overall accuracy of intrusive inferences by around 5%.

7 Evaluation

We compare Blinder with two baselines described below:

Baseline 1 - ObscureNet [27]: It is a data anonymization model based on the VAE architecture. It is shown in [27] that it has better privacy-preserving performance than several other data anonymization models that utilize autoencoders. This model is trained on a server that hosts centralized training data; thus, it requires users to send their raw sensor data along with the corresponding public and private attributes to this server. Unlike Blinder, which conditions the latent feature on both private attribute Y and public attribute \bar{Y} , ObscureNet only sends the private attribute to the decoder. Hence, it cannot generalize to all public attributes and requires a dedicated anonymization model per public attribute. We used the source code published by the authors on GitHub [1], and considered the version of ObscureNet that performs stochastic anonymization as our baseline. Since ObscureNet is trained in a centralized fashion, comparing it with Blinder will help to understand how training the anonymization model on decentralized data affects utility and privacy loss.

Baseline 2 - FedBlinder: We implement the second baseline, named FedBlinder, by training the three neural networks in Blinder via federated learning without applying meta-learning. In this case, a central server randomly selects m users from the set of available users in each epoch to participate in model training and sends them a copy of the global anonymization model. Each selected user re-trains the received copy of the global model on their device for 5 rounds using their local data. When the local training process completes, the updated model parameters (rather than the gradients) will be transmitted to the central server for FedAvg [48]-based aggregation. In FedBlinder, we do not apply the re-balancing techniques proposed

in Section 6, nor do we take advantage of meta-learning for fast adaptation. Therefore, the comparison between Blinder and FedBlinder will highlight the significance of the proposed personalized federated learning and re-balancing techniques.

Implementation Details: We implement Blinder and the two baselines using PyTorch [51]. The personalized federated learning algorithm is implemented on top of the Learn2learn library [8]. In each round of training, we randomly select 40% of all users to participate in that round. We assume the selected users will stay connected to the central server (i.e., no stragglers⁴) until the last round of communication finishes. The local models are trained and averaged on a single server by different processes to simulate a federated learning setting, where the server will wait until all participants send the locally updated models before it aggregates them. The training batch size is $b = s + q = 16$ as we do few-shot learning, with $s = 1$ being the size of the support set and $q = 15$ being the size of the query set. The dimension of the latent space is set to 25. We use grid search to tune the hyper-parameters: $\alpha = 0.9$, $\beta = 2$, $\gamma = 0.2$. Note that for the experiments conducted on MotionSense (described below), we change the first (last) two layers of the encoder (decoder) in Blinder and FedBlinder from fully connected layers to convolutional (transposed convolutional) layers for better convergence. For a fair comparison with the baselines, we do not perform local adaptation on the fully trained Blinder, except in Section 7.8 where it is discussed.

7.1 Datasets

We evaluate Blinder on two publicly available human activity recognition (HAR) datasets, namely MobiAct [10] and MotionSense [47].

MobiAct: This dataset contains sensor readings pertaining to 66 participants that perform 12 different daily activities, captured by a 3-axis accelerometer, a 3-axis gyroscope, and an orientation sensor embedded in a Samsung Galaxy S3 smartphone [10]. We select the same users and activities that were used in our first baseline [27] for a fair comparison. We use the sensor readings of the accelerometer and gyroscope for 4 daily activities: walking, standing, jogging, and walking up the stairs, performed by 36 individuals, 20 of them are male and 16 are female. We standardize and segment timeseries generated by these sensors using a sliding window of 128 samples and stride length of 10 samples. The data segments of 6 sensor channels are then concatenated to create a one-dimensional tensor of size 768, which is fed to the anonymization models. Unless otherwise mentioned, the train-test split ratio is 8:2. The public attribute classes are the 4 activities described above. We use Blinder to anonymize two distinct private attributes, namely the user’s (binary) gender and (ternary) weight group attributes. We categorize a user’s weight into one of the three weight groups, where group 0 is for weight below 70 kg, group 1 is for weight within 70 kg to 90 kg, and group 2 is for weight above 90 kg. This binning strategy divides users into three groups that have roughly the same size, allowing us to model the weight as a categorical variable that can be anonymized by Blinder.

MotionSense: This dataset contains readings of accelerometer and gyroscope sensors in an iPhone 6s which is kept in the front pocket of 24 individuals (14 male and 10 female) who performed 6 different

activities: walking up the stairs, walking down the stairs, walking, standing, jogging, and sitting. We only consider 4 of the 6 daily activities, namely walking up and down the stairs, walking, and jogging. The sitting and standing activities are excluded because there are only a few samples for these activities, and IMU sensor readings contain little information to distinguish between them when the individual is not moving. Every individual performs 15 trials for each activity. For the sake of comparison with the baseline [27], we focus on gender anonymization only and use the first 9 trials to create the training set. The remaining 6 trials are used in the test set. We compute the magnitude over the 3 axes of each sensor and treat it as the sensor reading. We adopt the same segmentation technique that was described for MobiAct.

7.2 Evaluation Metrics

7.2.1 Impact on Privacy We evaluate the privacy-preserving capability of an anonymization model by measuring the accuracy of intrusive inferences about the user-defined private attribute(s) on the sensor data anonymized by this model. In particular, we adopt a convolutional neural network (CNN) that consists of 4 convolutional layers followed by 3 fully connected layers as our *intrusive inference model*. This intrusive inference model is pre-trained on raw sensor data as discussed in Section 3, and its accuracy is a measure of privacy loss. This is because an HBC adversary can use the intrusive inference model to de-anonymize the previously anonymized sensor data. Thus, the minimum privacy loss is attained when the intrusive inference model’s accuracy equals the level of random guessing.

7.2.2 Impact on Data Utility We use the accuracy of desired inferences about the user-defined public attribute on the anonymized sensor data to quantify the utility of the anonymized data. For example, in the HAR task, we use the accuracy of a powerful CNN-based activity recognition model, which we call the *desired inference model*, as a measure of data utility. The desired inference model has the same architecture as the intrusive inference model, and is pre-trained on raw sensor data as discussed in Section 3. We say that the maximum data utility is attained when the accuracy of the desired inference model remains the same after sensor data is anonymized.

7.2.3 Generalizability We assess how well an anonymization model generalizes to a heterogeneous population, i.e., non-i.i.d. data, and to new users. First, we study the model’s ability to generalize to users with different public attribute distributions. To capture the skewness of the public attribute distribution in a user’s local dataset, we use an imbalance ratio R_D , which is defined as the number of samples in the class with most samples over the number of samples in the class with fewest samples. We assume all users share the same imbalance ratio, but may have different public attribute class distributions. To this end, we randomly pick a subset of the public attribute classes from each user’s local training set as the majority class(es), leaving the rest as minority classes. We then reuse the data synthesis and down-sampling techniques described in Section 6.1, this time to make the class imbalance issue more pronounced, reaching the target ratio R_D . By varying R_D , we can evaluate Blinder and the baselines under settings with non-i.i.d. public attributes. Note that, for a fair comparison, we do not re-balance the public attributes as we normally do in Blinder. Finally, we study the model’s ability to generalize to users who never participated in model training. Let R_U be the ratio of the users that participated in model training to the

⁴Dealing with stragglers and connectivity issues are important for the real-world deployment of FL algorithms. However, we ignore these factors here due to the page limit and the fact that they have been addressed in the past [13, 41].

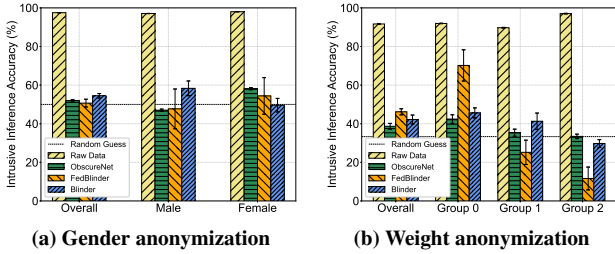


Figure 6: Intrusive inference accuracy on MobiAct dataset for gender and weight anonymization.

total number of users. A model that generalizes well should perform well when trained on a small number of users (low R_U ratio) and used to anonymize data of new users.

7.3 Privacy-Preserving Performance

We first compare Blinder and the baselines in terms of their privacy-preserving capability on MobiAct. Suppose the public attribute is the user’s activity and the private attribute, which we aim to obscure, is their gender or weight group. We anonymize the sensor data and report the average accuracy of the intrusive inference model over 10 trials with different random seeds in Figure 6. The error bar shows the standard deviation across the 10 runs. ObscureNet exhibits the best privacy-preserving performance among the three models, resulting in average intrusive inference accuracy of 51.99% (38.68%) and F1 score of 51.99% (34.97%) in the gender (weight) anonymization task, reducing the intrusive inference accuracy by 43% (53%) compared to the case that the sensor data is not anonymized. Despite its superb performance (being close to random guessing), ObscureNet must be trained in a server that stores the centralized training data. Hence, it does not protect the privacy of users in the model training phase. FedBlinder results in average intrusive inference accuracy of 50.67% (46.17%) and F1 score of 50.2% (34.4%) for gender (weight) anonymization task. Although the average gender inference accuracy is slightly lower under FedBlinder than ObscureNet, we see that the standard deviation of both gender and weight inference accuracy is noticeably higher (larger error bar) under FedBlinder than both ObscureNet and Blinder. We attribute this unstable performance to the inherent weakness of the vanilla FedAvg algorithm when applied to datasets with highly imbalanced private attribute distributions, in this case the presence of just one gender/weight class in each local dataset. This becomes worse when there are more private attribute classes, as is the case in the ternary weight anonymization task. In particular, FedBlinder performs worst in the weight anonymization task and exhibits variable performance across different weight groups. The average weight inference accuracy for users in weight group 0 is about 70.2%, which is much higher than its average accuracy across the three classes.

Our proposed personalized federated learning framework allows Blinder to protect users’ private attribute during model training, similar to FedBlinder. That aside, we observe that Blinder shows a more stable privacy-preserving capability than FedBlinder, resulting in average intrusive inference accuracy of 54.46% (42.16%) and F1 score of 53.91% (37.47%) for gender (weight) anonymization. The gender (weight) inference accuracy shows a modest increase of around 2.47% (3.48%) compared to ObscureNet. Blinder outperforms FedBlinder in the weight anonymization not only because

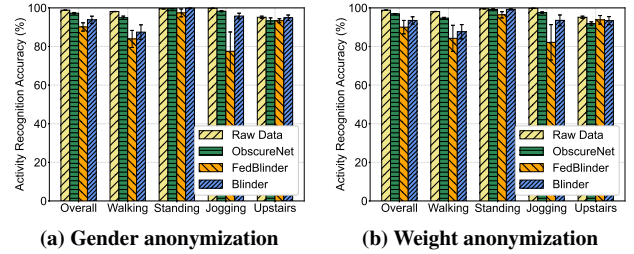


Figure 7: Activity recognition accuracy on MobiAct dataset for gender and weight anonymization.

of the slightly better overall performance ($\sim 4\%$), but also more consistent performance for each individual class. The highest weight inference accuracy among the three weight groups is 45.58%, only 3.16% higher than the highest weight inference accuracy under ObscureNet.

Figure 8a compares Blinder and the baselines in terms of their privacy-preserving performance (i.e., obscuring gender) on MotionSense. In general, the performance of the three anonymization models follows the same pattern as in MobiAct, with ObscureNet having the best performance and FedBlinder having the worst performance. The average intrusive inference accuracy and F1 score under ObscureNet (FedBlinder) are 53.04% and 52.21% (60.06% and 56.8%), respectively. Similar to MobiAct, FedBlinder suffers from the overfitting issue. The overall intrusive inference accuracy and F1 score under Blinder are 57.04% and 56.15%, respectively, underperforming ObscureNet by only 4%. Despite the minor decline in anonymization performance of Blinder compared to ObscureNet, which can be attributed to its distributed training, Blinder still outperforms FedBlinder and reduces the privacy loss by 36.48% compared to the case that the sensor data is not anonymized.

7.4 Impact on Data Utility

Figure 7 compares the utility of data for the desired inference task, i.e., HAR, using different models to anonymize the MobiAct dataset. It can be seen that ObscureNet yields the highest data utility, with average activity recognition accuracy of 97.25% (96.93%) and F1 score of 85.16% (84.06%) in the gender (weight) anonymization task. The data anonymized by FedBlinder has the lowest utility in both anonymization tasks, with average activity recognition accuracy of 90.13% (90.03%) in the gender (weight) anonymization task. Looking at individual activities, the classification accuracy of ‘jogging’ is particularly low, i.e., more than 20% (15%) below the classification accuracy of the same activity under ObscureNet in the gender (weight) anonymization task. However, thanks to the meta-learning-based personalized federated learning and re-balancing the public attribute distribution, Blinder outperforms FedBlinder in both anonymization tasks. The average overall activity recognition accuracy on data anonymized by Blinder is 93.77% (92.69%) in the gender (weight) anonymization task, only 3.49% (4.24%) less than the ObscureNet baseline. Looking at the breakdown per activity, the activity recognition accuracy under Blinder is always higher than 85%. For the walking activity that has the lowest accuracy, we find that most of the misclassified samples are confused with climbing up the stairs. This is due to their similar movement patterns in the horizontal plane with the main difference being in the vertical

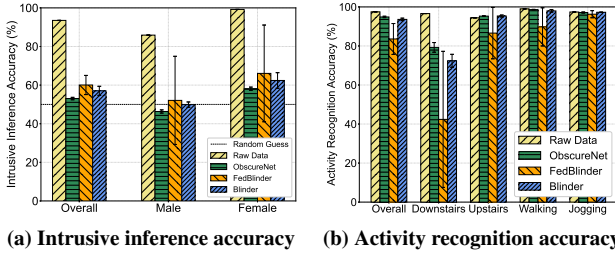
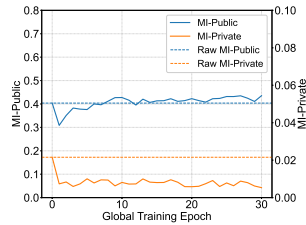


Figure 8: Intrusive inference accuracy and activity recognition accuracy on MotionSense dataset for gender anonymization.

Figure 9: Mutual information between the low-dimensional representation of sensor data and public/private attributes for the gender anonymization task on MobiAct.



plane. This result is encouraging given that Blinder is trained in a distributed fashion.

In Figure 8b, we report the utility of data for the HAR task on MotionSense when anonymizing gender. ObscureNet retains the highest utility, resulting in average activity recognition accuracy and F1 score of 94.87% and 92.93%, respectively. Blinder (FedBlinder) achieves an average activity recognition accuracy of 93.61% (83.58%), which is 1.26% (11.29%) lower than ObscureNet, and F1 score of 91.18% (77.11%). The data anonymized by FedBlinder has the lowest utility mainly due to the difficulty of differentiating between walking up and down the stairs. Similarly, we observe that both Blinder and ObscureNet perform the worst on walking down the stairs, with an average accuracy of 72.4% and 79.26%, respectively. We believe this is because of the data quality issues in MotionSense. Similar observations are made in [47] where the latent representations of walking up and down the stairs are overlapping, and in [27] where walking down the stairs had the lowest activity recognition accuracy. Note Blinder trains a single model to protect data for all activities whereas ObscureNet protects each activity using a separate model. Hence, there is a higher probability for Blinder to confuse walking down the stairs with activities that have similar movement patterns.

7.5 Information-theoretic Validation of Blinder

So far we have used deep CNN-based intrusive and desired inference models to show that an acceptable privacy-utility trade-off can be achieved using Blinder. We now take an information-theoretic approach to demonstrate Blinder’s privacy-preserving capability, regardless of the inference models. We use Principal Component Analysis (PCA) [58] to project each data segment into a low-dimensional space, thereby extracting the most significant n feature components. This is done for the raw sensor data and the anonymized sensor data. We then use Mutual Information (MI) [35] to measure the mutual dependency between this representation and the public or private attribute. Hence, higher MI indicates a stronger dependency between sensor data and the corresponding attribute.

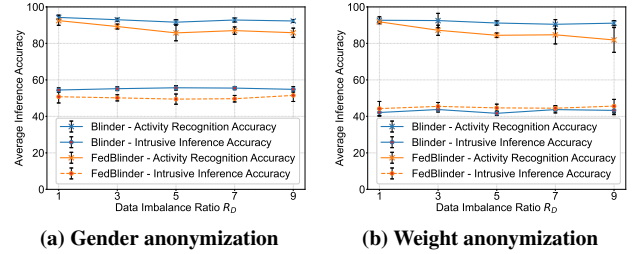


Figure 10: Impact of heterogeneous training data on Blinder and FedBlinder in terms of activity recognition and intrusive inference on MobiAct for gender and weight anonymization.

Figure 9 shows the average MI between the principal components extracted from the anonymized sensor data and their corresponding public/private attributes as we increase the number of global training epochs. To obtain this result, we performed stochastic anonymization on MobiAct, assuming activity is the public attribute and gender is the private attribute. We let $n = 25$ so that it is equal to Blinder’s latent space dimension. The dashed (horizontal) line shows MI between the raw sensor data and their corresponding public/private attributes. We observe that Blinder is able to reduce the dependency between the anonymized data and the private attribute by around 75% at the end of the first global training epoch. However, the average MI between sensor data and the public attribute also decreases at the early stage of training, indicating the data utility is initially sacrificed to obscure the privacy attribute. As Blinder converges, the average MI between sensor data and the public attribute returns to its initial level. Meanwhile, the average MI between sensor data and the private attribute remains at a low level.

7.6 Obscuring Multiple Private Attributes

We consider the practical yet challenging case when a user attempts to protect multiple private attributes simultaneously. Using the MobiAct dataset as an example, we set activity as the public attribute and both gender and weight groups as private attributes. In this case, two discriminators are used in Blinder to ensure that gender and weight group cannot be inferred from the latent representation. Moreover, we concatenate the latent representation with both private attributes and the public attribute before it is sent to Blinder’s decoder. We repeat the experiments 10 times and directly compare Blinder’s performance with ObscureNet’s performance as reported in [27]. Specifically, the average activity recognition accuracy (F1 score) under Blinder is 93.64% (78.17%), which is only 2.07% lower than ObscureNet’s performance. For anonymizing the gender (weight group) attribute, the average intrusive inference accuracy under Blinder is 58.36% (55.05%), which is around 6.2% (4.79%) higher than ObscureNet’s performance. To put it in another context, when anonymizing both gender and weight, Blinder can reduce the accuracy of gender and weight-group identification by 39.15% and 36.62% respectively, compared to the case where data is not anonymized. This suggests Blinder can protect multiple private attributes by incorporating additional discriminator modules as needed.

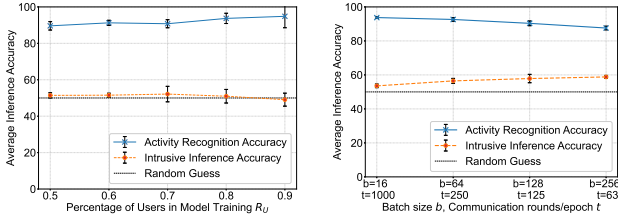


Figure 11: Generalization to unseen users on MobiAct dataset for gender anonymization.

7.7 Addressing Heterogeneity

We compare generalizability of the anonymization models when the clients participating in model training have non-i.i.d. data distributions. Note that ObscureNet bypasses the non-i.i.d. problem by using attribute-specific models, which are costly to train in practice. Hence, we exclude ObscureNet from this evaluation. We vary R_D from 1 to 9, i.e., from balanced i.i.d. datasets to the case where each user’s majority public attribute class has $9\times$ more samples than the respective minority class. We compare the model’s anonymization capability in gender and weight anonymization tasks on MobiAct, and show the result in Figure 10. It can be seen that the increased skewness in public attribute classes does not have a noticeable impact on privacy-preserving capability of the anonymization models; both Blinder and FedBlinder have stable performance. However, we notice that data utility declines substantially under FedBlinder with more skewed local public attribute distributions; the overall activity recognition accuracy in the gender (weight) anonymization task goes down from 92.49% (91.83%) when $R_D = 1$ to 85.86% (81.89%) when $R_D = 9$. This implies that FedBlinder is more susceptible to the imbalanced, non-i.i.d. public attribute distributions. As we discussed in Section 7.4, FedBlinder achieves activity recognition accuracy of around 90% on MobiAct, which contains even more imbalanced public attribute classes ($R_D \approx 40$). This is because the original MobiAct dataset only contains imbalanced public attribute classes, but the class distributions are almost identical among the users.

Blinder, however, is more robust to the imbalanced, non-i.i.d. data and causes less than 2% decline in data utility in both gender and weight anonymization tasks when increasing R_D from 1 to 9. This shows that even without the public attribute re-balancing technique, Blinder can tackle the non-i.i.d. data problem, where the public attribute classes are heavily imbalanced.

7.8 Generalizing and Adapting to New Users

We explore whether Blinder generalizes to users who have never contributed to model training. Since FedBlinder shows variable performance for different activities and private attributes, here we only focus on evaluating Blinder. Figure 11 shows the accuracy of desired and intrusive inferences averaged over 5 trials on MobiAct, when Blinder is trained to perform gender anonymization. Error bars indicate the standard deviation. We vary R_U from 0.5 to 0.9 with increments of size 0.1. We do not consider $R_U < 0.5$ since Blinder’s anonymization performance varies widely across multiple runs due to the small number of clients that are being sampled. Results show

that Blinder can effectively learn to anonymize gender attribute under various R_U values. It achieves the best privacy-preserving performance when 32 users (about 90% of all users) collaboratively train the model, showing an average intrusive inference accuracy of 49.7%. When Blinder is trained collaboratively by 18 users only (50% of the users), the intrusive inference accuracy increases slightly by 1.6%, which is still close to the accuracy of random guessing.

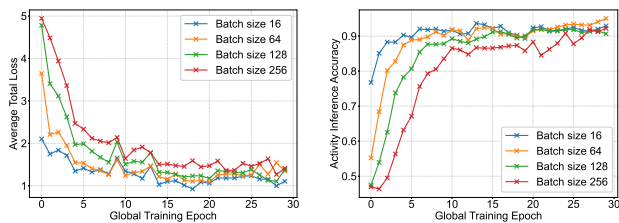
Turning our attention to data utility, lowering the participation rate in model training to $R_U = 0.5$ has moderate impact on utility; the average activity recognition accuracy drops from 94.84% when $R_U = 0.9$ to 89.61% when $R_U = 0.5$. But, the lowest activity recognition accuracy among the 4 activities remains above 80%. This confirms that Blinder generalizes well to unseen users.

Since Blinder is trained via the personalized federated learning algorithm, we anticipate that it better generalizes to all users. Even if the pre-trained Blinder model does not perform optimally for the unseen users, one can personalize this model through local adaptation. We verify Blinder’s personalization ability when $R_U = 0.5$. We choose the 10 unseen users who had the worst data utility after their data was anonymized using the pre-trained Blinder, with an average activity recognition accuracy of 84.47% and intrusive inference accuracy of 50.61%. For each of these unseen users, we randomly sample a small portion ($< 5\%$) of their local data and treat it as the adaptation set to personalize Blinder. The adaptation is performed on the user’s device by running 80 iterations of local training. We observe the average data utility under the personalized Blinder increases by 5.1% to 89.57% across these 10 users. Meanwhile, the intrusive (gender) inference accuracy remains under $\sim 51\%$ after personalization. This confirms that Blinder’s anonymization performance can be further enhanced for users who did not participate in the model training through model personalization.

7.9 Trade-off between Communication Cost and Anonymization Performance

We now study the trade-off between Blinder’s anonymization performance and the communication overhead of the personalized federated learning algorithm used to train Blinder. Without loss of generality, we assume that all users that participate in collaborative training of Blinder have the same number of data samples, denoted by K . Each user divides its K data samples into t non-overlapping batches of data, each of size $b = s + q$, where s is the size of the support set and q is the size of the query set. In each round of communication between the server and the selected client (Line 4 in Algorithm 1), the client uses one batch of data to update the parameters of its local anonymization model before it sends the gradients of the updated model to the server. Hence, $t = \frac{K}{b}$ represents the total number of communication rounds per epoch. Since the gradients that are sent to the server in each round have a fixed size, the total communication overhead depends only on t for a fixed number of epochs. While a larger batch size reduces t and the communication overhead accordingly, the client may need more local training steps (Line 15 to 20 is one training step in Algorithm 1) for the model to converge, trading communication for local computation. Thus, Blinder’s anonymization performance depends on both the number of communication rounds and the number of local training steps.

We tweak the batch size ($b \propto \frac{1}{t}$) to navigate the trade-off between communication cost and anonymization performance. So far



(a) Impact of communication rounds on average total loss (b) Impact of communication rounds on data utility

Figure 13: Blinder’s gender anonymization performance for different batch sizes and global training epochs on MobiAct.

in our experiments, we have used a batch size $b = s + q = 16$ with $s = 1, q = 15$. We increase s and q proportionally to obtain the following batch sizes: 64, 128, and 256. To compensate for fewer communication rounds when using a larger batch size, we proportionally increase the number of local training steps. Figure 13a shows an example of Blinder’s training loss for different batch sizes and communication costs when performing gender anonymization on MobiAct. It can be readily seen that using fewer communication rounds per epoch slows down the convergence of Blinder when training for the same amount of global epochs. As a result, the activity inference accuracy achieved by fewer communication rounds per epoch is reduced compared to the accuracy achieved by more communication rounds but fewer local training steps as shown in Figure 13b. We illustrate Blinder’s anonymization performance over 5 runs in Figure 12. Blinder performs better when it is trained with more communication rounds (accordingly fewer local training steps). It achieves average activity recognition of 93.75% and average intrusive inference accuracy of 53.55% when $b = 16, t = 1000$. Increasing the batch size to 256 ($t = 63$), the activity recognition accuracy falls by around 6% and the intrusive inference accuracy increases by 5%. Indeed, the amount of communication rounds determines the communication overhead. Together with the maximum utility or privacy loss that can be tolerated by the target application, it would help to find the sweet spot point on this trade-off curve.

8 Deploying Blinder on Mobile and Edge Devices

8.1 Blinder’s Mobile Application

We develop an Android app and deploy it on smartphones to measure Blinder’s anonymization latency and power consumption in the real world. Blinder’s VAE is trained via the proposed personalized federated learning algorithm using PyTorch [51]. The pre-trained model is quantized and serialized such that it becomes compatible with the PyTorch Mobile framework. The quantized encoder and decoder have the same size of 6MB. We select 3 Android smartphones with diverse compute powers. They are listed in Table 2. Our Android app pulls sensor readings from the smartphone’s on-board accelerometer and gyroscope. The sampling rate of both accelerometer and gyroscope is set to 50Hz. Thus, to achieve real-time data anonymization, Blinder must complete the anonymization of a data segment before the next data segment is ready, i.e., within a 200 ms interval. We use the pre-processing techniques described in Section 7.1. Since the public attribute needs to be appended to the learned latent representation, a pre-trained inference model is utilized to predict the

user’s public attribute from the original sensor data segment. In our experiments, we reuse the desired inference model described in Section 7.4 to predict the public attribute. The overhead of running this inference model is measured and lumped with the execution time of other pre-processing steps. We refer to this total time as preparation time. The private attribute passed to the decoder is chosen randomly for stochastic anonymization.

We use PowerTutor [64], an open-source app that takes accurate app-level CPU power consumption measurements, to estimate the battery drain due to the execution of Blinder. We evaluate the performance of Blinder when trained for weight anonymization on MobiAct. The total anonymization latency is reported in Table 2. The latency measurement is averaged over anonymizing 1000 sensor data segments and the power consumption is averaged over 20+ minutes of its execution. We find that Blinder’s total anonymization latency is 8.81 ms on average among the 3 Android smartphones, which is $\sim 22\times$ faster than our real-time anonymization budget. Furthermore, the smartphone’s CPU consumes battery at around 6.38 J/min when running Blinder, which is around $4\times$ its idle power consumption. To put it in context, Blinder consumes around $1.5 - 2\times$ more power than the Google Maps app. Note that we use a 50Hz sampling rate in our experiment, which is $10\times$ faster than the default sampling rate used in Android. Thus, Blinder’s power consumption can be further reduced by adjusting the sampling rate according to the data need of the target application. We also remark that since the discriminator is just used to train Blinder and is not loaded when anonymizing sensor data, protecting multiple private attributes is not expected to increase Blinder’s power draw or computational overhead.

8.2 Anonymization on IoT Edge Devices

Blinder is also deployed on NVIDIA Jetson Nano, which is a representative IoT edge device. Jetson is a power-efficient computing platform, ideal for running applications that could benefit from GPU acceleration. Our Jetson Nano model has 2 GB of RAM that is shared by a quad-core CPU and a 128-core GPU. It runs Linux4Tegra (L4T) OS and NVIDIA Jetpack 4.4 SDK. We installed the PyTorch for Jetson library to allow the pre-trained Blinder model to be effortlessly deployed for real-time anonymization. Since Jetson does not come with IMU sensors, we simulate sensor data generation using the APScheduler library [2]. We perform two sets of experiments: utilizing only the CPU and enabling Jetson’s GPU acceleration. Other aspects of these experiments are identical to the ones described in Section 8.1. As Table 2 shows, when utilizing the CPU only, Jetson can complete the anonymization task in 34.45 ms on average, which is much less than our 200 ms time budget. By enabling the GPU acceleration capability, the total anonymization latency decreases by over 40% to 14.76 ms on average. It should be noted that the total anonymization latency on Jetson is higher than smartphones. We believe this is because the OS, required services, and Blinder are using 2 GB of shared RAM. As a result, running Blinder on Jetson requires frequent usage of the swap memory, which runs off a microSD card and has slower I/O performance than the eMMC/UFS-based storage in smartphones. We do not report Blinder’s power draw because Jetson has a reliable power supply (via a USB connector) and is not powered by a battery.

Device Name	Processor	Total (ms)	Preparation (ms)	Encoder (ms)	Decoder (ms)
OnePlus 6	Snapdragon 845	10.84	7.55	1.83	1.47
Nokia 6.1 Plus	Snapdragon 636	7.05	3.90	1.69	1.46
Samsung Note 4	Exynos 5433	8.55	4.10	2.38	2.06
NVIDIA Jetson Nano	Arm Cortex-A57	34.45	22.47	6.16	5.82
NVIDIA Jetson Nano	Maxwell GPU	14.76	6.57	3.68	4.51

Table 2: Anonymization latency of Blinder in the weight anonymization task.

9 Limitations and Discussion

The premise of this work is that there are a number of well-defined private attributes that users aim to conceal from a passive adversary (described in Section 3) that has access to their sensor data, for example to make inferences that are valuable to them. One limitation of our work is that Blinder cannot be trained when private attributes are not well-defined or users deem everything that can be inferred from their sensor data private, except for a single public attribute. Additionally, several privacy risks have been identified in distributed and federated learning that largely stem from sharing model parameters or gradients with a central server or other clients. For example, a passive adversary can perform the model inversion attack to recover the private attribute under certain conditions, and a more powerful malicious adversary can reduce Blinder’s privacy-preserving capability through a model poisoning attack. We do not study these attacks and other adversary models in this work. In future work, we plan to investigate the potential privacy loss due to sharing gradients with the server in the personalized federated learning setting.

10 Conclusion

This paper proposes a novel data anonymization model that can be deployed on mobile and IoT edge devices. Built on top of a variational autoencoder, Blinder learns to extract latent representations that can be conveniently modified to obscure users’ private information. We apply meta-learning to federated learning to enable a number of clients to collaboratively train Blinder, thereby eliminating the need for sending users’ raw sensor data and attributes to an HBC adversary and providing end-to-end privacy protection. Blinder employs a public attribute re-balancing technique and a generative model to tackle the problems related to imbalanced, non-i.i.d. data in the federated learning setting. Our extensive evaluation suggests that Blinder has strong anonymization capability, can effectively reduce the accuracy of intrusive inferences to nearly the same level as random guessing, generalizes well to heterogeneous data and new users, and can be extended to obscure multiple user-defined private attributes simultaneously. Furthermore, real-world deployment of Blinder on smartphones and a representative edge device confirms that it is suitable for performing real-time anonymization of timeseries generated by embedded sensors.

References

- [1] 2021 [Online]. ObscureNet Implementation. <https://github.com/sustainable-computing/ObscureNet>. Accessed in 2021.
- [2] 2022 [Online]. Advanced Python Scheduler. <https://github.com/agronholm/apscheduler>. Accessed in 2022.
- [3] Martin Abadi et al. 2016. Deep learning with differential privacy. In *Proceedings of the 2016 ACM SIGSAC conference on computer and communications security*. 308–318.
- [4] Maruan Al-Shedivat et al. 2021. On data efficiency of meta-learning. In *International Conference on Artificial Intelligence and Statistics*. PMLR, 1369–1377.
- [5] Ranya Aloufi et al. 2020. Privacy-preserving voice analysis via disentangled representations. In *Proceedings of the ACM SIGSAC Conference on Cloud Computing Security Workshop*. 1–14.
- [6] Omid Aramoon et al. 2021. Meta Federated Learning. *arXiv preprint arXiv:2102.05561* (2021).
- [7] Manoj Ghuhan Arivazhagan et al. 2019. Federated learning with personalization layers. *arXiv preprint arXiv:1912.00818* (2019).
- [8] Sébastien M R Arnold et al. 2020. learn2learn: A Library for Meta-Learning Research. *arXiv preprint arXiv:2008.12284* (2020).
- [9] Martin Bertran, Natalia Martinez, Afroditi Papadaki, Qiang Qiu, Miguel Rodrigues, Galen Reeves, and Guillermo Sapiro. 2019. Adversarially learned representations for information obfuscation and inference. In *International Conference on Machine Learning*. PMLR, 614–623.
- [10] Charikleia Chatzaki et al. 2016. Human daily activity and fall recognition using a smartphone’s acceleration sensor. In *International Conference on Information and Communication Technologies for Ageing Well and e-Health*. Springer, 100–118.
- [11] Nitesh V Chawla et al. 2002. SMOTE: synthetic minority over-sampling technique. *Journal of artificial intelligence research* 16 (2002), 321–357.
- [12] Fei Chen et al. 2018. Federated meta-learning with fast convergence and efficient communication. *arXiv preprint arXiv:1802.07876* (2018).
- [13] Mingzhe Chen et al. 2020. A joint learning and communications framework for federated learning over wireless networks. *IEEE Transactions on Wireless Communications* 20, 1 (2020), 269–283.
- [14] Zhe Chen et al. 2021. MoVi-Fi: motion-robust vital signs waveform recovery via deep interpreted RF sensing. In *Proceedings of the 27th Annual International Conference on Mobile Computing and Networking*. 392–405.
- [15] Edward J Chou et al. 2020. Privacy-preserving phishing web page classification via fully homomorphic encryption. In *ICASSP 2020-2020 IEEE International Conference on Acoustics, Speech and Signal Processing (ICASSP)*. IEEE, 2792–2796.
- [16] Liam Collins et al. 2021. Exploiting shared representations for personalized federated learning. In *International Conference on Machine Learning*. PMLR, 2089–2099.
- [17] Yuyang Deng, Mohammad Mahdi Kamani, and Mehrdad Mahdavi. 2020. Adaptive personalized federated learning. *arXiv preprint arXiv:2003.13461* (2020).
- [18] Cynthia Dwork et al. 2006. Our data, ourselves: Privacy via distributed noise generation. In *Annual International Conference on the Theory and Applications of Cryptographic Techniques*. Springer, 486–503.
- [19] Alireza Fallah et al. 2020. Personalized federated learning with theoretical guarantees: A model-agnostic meta-learning approach. *Advances in Neural Information Processing Systems* 33 (2020), 3557–3568.
- [20] Chelsea Finn et al. 2017. Model-agnostic meta-learning for fast adaptation of deep networks. In *International Conference on Machine Learning*. PMLR, 1126–1135.
- [21] Enrique Garcia-Ceja et al. 2018. Mental health monitoring with multimodal sensing and machine learning: A survey. *Pervasive and Mobile Computing* 51 (2018), 1–26.
- [22] Ran Gilad-Bachrach et al. 2016. Cryptonets: Applying neural networks to encrypted data with high throughput and accuracy. In *International Conference on Machine Learning*. PMLR, 201–210.
- [23] Oded Goldreich. 1998. Secure multi-party computation. *Manuscript, Preliminary version* 78 (1998).
- [24] Oded Goldreich. 2009. *Foundations of cryptography: volume 2, basic applications*. Cambridge University Press.
- [25] Oded Goldreich, Silvio Micali, and Avi Wigderson. 1987. How to Play ANY Mental Game. In *Proceedings of the Nineteenth Annual ACM Symposium on Theory of Computing (STOC ’87)*. ACM, 218–229.
- [26] Omid Hajihassani et al. 2022. Anonymizing Sensor Data on the Edge: A Representation Learning and Transformation Approach. *Transactions on Internet of Things* 3, 1 (2022).
- [27] Omid Hajihassani et al. 2021. ObscureNet: Learning Attribute-invariant Latent Representation for Anonymizing Sensor Data. In *Proceedings of the International Conference on Internet-of-Things Design and Implementation*. 40–52.
- [28] Jihun Hamm. 2017. Minimax filter: Learning to preserve privacy from inference attacks. *The Journal of Machine Learning Research* 18, 1 (2017), 4704–4734.
- [29] Yihan Jiang et al. 2019. Improving federated learning personalization via model agnostic meta learning. *arXiv preprint arXiv:1909.12488* (2019).
- [30] Sai Praneeth Karimireddy et al. 2020. Scaffold: Stochastic controlled averaging for federated learning. In *International Conference on Machine Learning*. PMLR, 5132–5143.
- [31] Mikhail Khodak et al. 2019. Adaptive gradient-based meta-learning methods. *Advances in Neural Information Processing Systems* 32 (2019).
- [32] Durk P Kingma et al. 2014. Semi-supervised learning with deep generative models. *Advances in Neural Information Processing Systems* 27 (2014).
- [33] Diederik P Kingma and Max Welling. 2013. Auto-encoding variational bayes. *arXiv preprint arXiv:1312.6114* (2013).
- [34] Keith Kirkpatrick. 2021. Monetizing Your Personal Data. *Commun. ACM* 65, 1 (dec 2021), 17–19.
- [35] Lyudmyla F Kozachenko and Nikolai N Leonenko. 1987. Sample estimate of the entropy of a random vector. *Problemy Peredachi Informatsii* 23, 2 (1987), 9–16.

- [36] Jacob Kröger. 2018. Unexpected inferences from sensor data: a hidden privacy threat in the internet of things. In *IFIP International Internet of Things Conference*. Springer, 147–159.
- [37] Yann LeCun et al. 2015. Deep learning. *Nature* 521, 7553 (2015), 436–444.
- [38] Ang Li et al. 2020. TIPRDC: task-independent privacy-respecting data crowdsourcing framework for deep learning with anonymized intermediate representations. In *Proceedings of the 26th ACM SIGKDD International Conference on Knowledge Discovery & Data Mining*. 824–832.
- [39] Ang Li et al. 2021. DeepObfuscator: Obfuscating Intermediate Representations with Privacy-Preserving Adversarial Learning on Smartphones. In *Proceedings of the International Conference on Internet-of-Things Design and Implementation*. 28–39.
- [40] Ang Li et al. 2021. Hermes: an efficient federated learning framework for heterogeneous mobile clients. In *Proceedings of the 27th Annual International Conference on Mobile Computing and Networking*. 420–437.
- [41] Tian Li et al. 2020. Federated learning: Challenges, methods, and future directions. *IEEE Signal Processing Magazine* 37, 3 (2020), 50–60.
- [42] Tian Li et al. 2020. Federated optimization in heterogeneous networks. *Proceedings of Machine Learning and Systems* 2 (2020), 429–450.
- [43] Xiling Li et al. 2021. Privacy-preserving feature selection with secure multiparty computation. In *International Conference on Machine Learning*. PMLR, 6326–6336.
- [44] Changchang Liu et al. 2016. Dependence Makes You Vulnerable: Differential Privacy Under Dependent Tuples. In *The 23rd Annual Network and Distributed System Security Symposium*. 1–15.
- [45] Sicong Liu et al. 2019. Privacy adversarial network: representation learning for mobile data privacy. *Proceedings of the ACM on Interactive, Mobile, Wearable and Ubiquitous Technologies* 3, 4 (2019), 1–18.
- [46] Zhihan Lv and Francesco Piccialli. 2021. The security of medical data on internet based on differential privacy technology. *ACM Transactions on Internet Technology* 21, 3 (2021), 1–18.
- [47] Mohammad Malekzadeh et al. 2019. Mobile sensor data anonymization. In *Proceedings of the international conference on internet of things design and implementation*. 49–58.
- [48] Brendan McMahan et al. 2017. Communication-efficient learning of deep networks from decentralized data. In *Artificial intelligence and statistics*. PMLR, 1273–1282.
- [49] Fan Mo et al. 2021. PPFL: privacy-preserving federated learning with trusted execution environments. In *Proceedings of the 19th Annual International Conference on Mobile Systems, Applications, and Services*. 94–108.
- [50] Alex Nichol et al. 2018. On first-order meta-learning algorithms. *arXiv preprint arXiv:1803.02999* (2018).
- [51] Adam Paszke et al. 2019. PyTorch: An Imperative Style, High-Performance Deep Learning Library. In *Advances in Neural Information Processing Systems* 32, H. Wallach, H. Larochelle, A. Beygelzimer, F. d’Alché-Buc, E. Fox, and R. Garnett (Eds.). Curran Associates, Inc., 8024–8035.
- [52] Kurt Plarre et al. 2011. Continuous inference of psychological stress from sensory measurements collected in the natural environment. In *Proceedings of the 10th ACM/IEEE International Conference on Information Processing in Sensor Networks*. IEEE, 97–108.
- [53] Jean Louis Raisaro et al. 2018. Protecting privacy and security of genomic data in i2b2 with homomorphic encryption and differential privacy. *IEEE/ACM Transactions on Computational Biology and Bioinformatics* 15, 5 (2018), 1413–1426.
- [54] Nisarg Raval et al. 2019. Olympus: Sensor Privacy through Utility Aware Obfuscation. *Proc. Priv. Enhancing Technol.* 2019, 1 (2019), 5–25.
- [55] Jinhun So et al. 2021. CodedPrivateML: A fast and privacy-preserving framework for distributed machine learning. *IEEE Journal on Selected Areas in Information Theory* 2, 1 (2021), 441–451.
- [56] Canh T Dinh, Nguyen Tran, and Josh Nguyen. 2020. Personalized federated learning with moreau envelopes. *Advances in Neural Information Processing Systems* 33 (2020), 21394–21405.
- [57] Cory Thoma et al. 2012. Secure multiparty computation based privacy preserving smart metering system. In *2012 North American Power Symposium (NAPS)*. IEEE, 1–6.
- [58] Michael E Tipping and Christopher M Bishop. 1999. Mixtures of probabilistic principal component analyzers. *Neural computation* 11, 2 (1999), 443–482.
- [59] Stacey Truex et al. 2019. A hybrid approach to privacy-preserving federated learning. In *Proceedings of the 12th ACM Workshop on Artificial Intelligence and Security*. 1–11.
- [60] Jianyu Wang et al. 2020. Tackling the objective inconsistency problem in heterogeneous federated optimization. *Advances in Neural Information Processing Systems* 33 (2020), 7611–7623.
- [61] Runhua Xu et al. 2019. HybridAlpha: An efficient approach for privacy-preserving federated learning. In *Proceedings of the 12th ACM Workshop on Artificial Intelligence and Security*. 13–23.
- [62] Yilin Yang et al. 2021. Secure Coded Computation for Efficient Distributed Learning in Mobile IoT. In *18th Annual International Conference on Sensing, Communication, and Networking*. IEEE, 1–9.
- [63] Shuochao Yao et al. 2017. DeepSense: A Unified Deep Learning Framework for Time-Series Mobile Sensing Data Processing. In *Proceedings of the 26th International Conference on World Wide Web*. International World Wide Web Conferences Steering Committee, 351–360.
- [64] Lide Zhang et al. 2010. Accurate online power estimation and automatic battery behavior based power model generation for smartphones. In *Proceedings of the Eighth IEEE/ACM/IFIP international conference on Hardware/software codesign and system synthesis*. 105–114.
- [65] Han Zhao, Jianfeng Chi, Yuan Tian, and Geoffrey J Gordon. 2020. Trade-offs and guarantees of adversarial representation learning for information obfuscation. *Advances in Neural Information Processing Systems* 33 (2020), 9485–9496.